CITY OF SOLEDAD
JOINT CITY COUNCIL/SUCCESSOR AGENCY/HOUSING AUTHORITY AND SUCCESSOR HOUSING AGENCY REGULAR MEETING AGENDA

WEDNESDAY, AUGUST 19, 2026

CITY HALL, COUNCIL CHAMBERS

6:00 PM

The public meeting will open at 6:00 p.m.

https://cityofsoledad.zoom.us/j/89199497239
Or Call:
1-669-900-6833 and use Meeting ID: 891 9949 7239

Welcome to your City of Soledad City Council/Successor Agency Meeting. Your City Councilmembers/Agencymembers are:

Mayor Anna Velazquez
Mayor Pro Tem Fernando Ansaldo-Sánchez
Councilmember Fernando Cabrera
Councilmember Evarista Bañuelos
Councilmember Ben Caldera

I. CALL TO ORDER

II. ROLL CALL

III. PLEDGE OF ALLEGIANCE

IV. ADDITIONS/MODIFICATIONS TO THE AGENDA

Items of business may be added to the agenda upon a motion adopted by a minimum 2/3 vote finding that there is a need to take immediate action and that the need for action came to the attention of the City subsequent to the agenda being posted. Items may be deleted from the agenda upon request of staff or upon action of the Council.

V. PUBLIC COMMENT

At this time any member of the public may address the City Council on items not appearing on the agenda and items of interest to the public that are within the jurisdiction of the Council. A public comment card should be filled out completely to ensure the speaker is called upon to give

comment. Public comments are generally limited to three (3) minutes; the mayor may further limit the time for public comments depending on the agenda schedule. Please be brief and to the point. No action or discussion shall be taken on an item not appearing on the agenda.

VI. YOUTH COUNCIL INTRODUCTION

1. Soledad Youth Council Introduction for Program Year 2026-27

Attachments:
Staff Report

COUNCIL PRESENTATIONS

1. A Proclamation will be presented to the Pinnacles National Park in Honor of National Park Day

VII. CONSENT CALENDAR

All matters listed under the Consent Calendar are considered routine by the City Council and will be adopted by one action of the Council unless any Councilmember has any questions or wishes to make a statement or discuss an item. In that event, the Mayor will remove the item from the Consent Calendar for separate consideration.

1. Minutes

Attachments:
Staff Report
Minutes of 08/05/2026

COUNCIL ACTION: _____

2. Warrants

Attachments:
Staff Report
07/25/2026 - 08/13/2026

COUNCIL ACTION: _____

3. Resolution No. 6379, A Resolution of The City Council of the City of Soledad Approving the Adoption of a Supplemental Authorizing Resolution to Incorporate all HOME Investment Partnerships (HOME) Program Funding Sources in Compliance with HUD Contracting Requirements

Attachments:
Staff Report
Resolution No. 6379

COUNCIL ACTION: _____

4. Resolution No. 6405, A Resolution of the City Council of the City of Soledad Supporting a Pilot Rail Service Connecting Los Angeles and the San Francisco Bay Area for the Summer 2028 Olympics

Attachments:
Staff Report
Resolution No. 6405

COUNCIL ACTION: _____

5. Resolution No. 6406, A Resolution of the City Council of the City of Soledad Approving a Contract for Construction Services with Clean Infusion LLC in an Amount of $161,868.00 plus a 10% Contingency ($16,186.80) for a Total Not-To-Exceed Amount of $178,054.80 for the Installation of a Replacement Central Gear Drive Unit for Water Reclamation Facility (WRF) Secondary Clarifier #1 and Authorizing the City Manager to Execute Said Contract on Behalf of the City of Soledad

Attachments:
Staff Report
Resolution No. 6406
Exhibit A
Attachment 1 - Bid Proposal

COUNCIL ACTION: _____

6. Resolution No. 6407, A Resolution of the City Council of the City of Soledad Approving a Consulting Services Agreement with Cannon Corporation for Instrumentation and Controls (I&C) Services, in an Amount Not to Exceed $120,000, and Authorizing the City Manager to Execute Said Agreement on Behalf of the City of Soledad

Attachments:
Staff Report
Resolution No. 6407
Exhibit A
Attachment 1 - Cannon I&C Services Proposal

COUNCIL ACTION: _____

7. Resolution No. 6408, a Resolution of the City Council of the City of Soledad Accepting a Grant in the Amount of $167,219.33 and Authorizing the City Manager to Execute an Agreement with the Monterey Bay Air Resources District (MBARD) for the AB2766 Clean Air Management Program (CAMP) Grant on Behalf of the City of Soledad

Attachments:
Staff Report
Resolution No. 6408
Exhibit A - MBARD Grant Agreement

COUNCIL ACTION: _____

8. Resolution No. 6409, A Resolution of the City Council of the City of Soledad Authorizing the Submittal of an Application to the California Strategic Growth Council (SGC) for a Community Resilience Centers (CRC) Round 2 Planning Grant in the Amount of $500,000

Attachments:
Staff Report

Resolution No. 6409

COUNCIL ACTION: _____

VIII. PUBLIC HEARING NO. 1

- Receive the Staff Report
- Open the Public Hearing
- Close the Public Hearing
- Council Action

1. Ordinance No. 782, An Ordinance of the City Council of the City of Soledad Retroactively Authorizing the Purchase and Use of an Unmanned Aerial System (Drone) and Making Findings in Compliance with Soledad Police Department Policy Manual Policy 709-Military Equipment
and
Ordinance No. 783, An Ordinance of the City Council of the City of Soledad Retroactively Authorizing the Purchase and Use of Two FN Herstal 303 Less Lethal Launchers and Ammunition and Making Findings in Compliance with Soledad Police Department Policy Manual Policy 709-Military Equipment

Attachments:
Staff Report
Ordinance No. 782
Ordinance No. 783
Attachment A - Policy 613, Unmanned Aerial System
Attachment B - Policy 300, Use of Force
Attachment C - Policy 308, Control Devices and Techniques

COUNCIL ACTION: _____

IX. BUSINESS

1. Resolution No. 6404/SA-2026-02, A Joint Resolution of the City Council of the City of Soledad and the Successor Agency of the Soledad Redevelopment Agency Accepting and Approving the 2026-2027 Fiscal Year Proposed Budget and Approving and/or Directing Implementation of Other Budget Related Actions

Attachments:
Staff Report
Resolution No. 6403/SA-2026-02
Exhibit A - Fiscal Year 2026-2027 Budget and Capital Improvement Program
Exhibit B - Position Allocation
Exhibit C - Job Classification and Salary Schedule
Exhibit D - 2026-27 Gann Limit
FY26-27 Budget Presentation

COUNCIL ACTION: _____

2. Resolution No. 6413, A Resolution of the City Council of the City of Soledad Authorizing the City Manager and City Attorney to Negotiate, Prepare, and Execute a Deferred Development Impact Fee Agreement with Stockfive Development Inc.

Attachments:
Staff Report
Resolution No. 6413
Attachment 1 - Memo from Stock Five Development, Inc.
Attachment 2 - City of Soledad Development Impact Fees

COUNCIL ACTION: _____

3. Resolution No. 6410, a Resolution of the City Council of the City of Soledad Approving a Contract for Construction Services with Cervantes Landscape Services, Inc. (CLS) in an Amount of $378,500 plus a 5% Contingency ($18,925) for a Total-Not-to-Exceed Amount of $397,425 for the Front Street Landscape Improvements Project and Authorizing the City Manager to Execute said Contract on Behalf of the City of Soledad

Attachments:
Staff Report
Resolution No. 6410
Exhibit A - CLS Construction Contract

COUNCIL ACTION: _____

4. Consideration of Adoptions for Resolution No's. 6411 and 6412, Resolutions of the City Council of the City of Soledad Appointing a Nominee to the Office of Mayor and a Nominee to the Office of District 1 Councilmember and Canceling the City's General Municipal Election for Mayor and the City's General Election for Councilmember in District 1, scheduled for Tuesday, November 3, 2026, Pursuant to Elections Code Section 10299

Attachments:
Staff Report
Resolution No. 6410
Resolution No. 6411
Exhibit A
Attachment A

COUNCIL ACTION: _____

5. Acceptance of the City and Soledad Successor Agency's Audited Financial Statements for Fiscal Year Ended June 30, 2025.

Attachments:
Staff Report
City of Soledad 06-30-2025 Financial Statements
City of Soledad 6-30-2025 Management Report
City of Soledad 06-30-2025 Measure Y Letter

COUNCIL ACTION: _____

X. MAYOR'S REPORTS AND ACKNOWLEDGEMENTS

XI. COUNCILMEMBERS' REPORTS AND ACKNOWLEDGEMENTS

XII. CITY MANAGER'S REPORT

XIII. FUTURE AGENDA ITEMS

XIV. ADJOURNMENT

In compliance with the American with Disabilities Act, if you need special assistance to participate in this meeting, please contact Deputy City Clerk Darlene Noriega at (831) 223-5014. Notification of at least 48hours prior to the meeting will enable the City to make reasonable arrangements to ensure accessibility to this meeting. (RCRF 35.102-35.104).

Any writing or documents provided to a majority of the City Council regarding any item on this agenda will be made available for public inspection at City Hall located at 248 Main Street, Soledad, California during normal business hours.

En caso que usted necesite ayuda en leer o en entender este aviso de Junta Publica, usted puede ponerse en contacto con la oficina del Edificio Municipal en 248 Calle Main o llamar al número (831) 223-5014, y el aviso será traducido para usted.

Cualquier escrito o documento proporcionado a la mayoría del Concejo Municipal con respecto a cualquier asunto en esta agenda se pondrá a disposición para inspección pública en el Ayuntamiento ubicado en 248 Main Street, Soledad, California durante el horario laboral.

Advanced submittal of public comments via email are due by 2:00 P.M. on the day of the scheduled meeting to the Deputy City Clerk at darlene.noriega@cityofsoledad.com Comments are limited to 250 words or less and effort will be made to read your comment into the record, but some comments may not be read due to time limitations. The City Clerk will read email comments, provided that the reading shall not exceed three (3) minutes. The email comments submitted shall become part of the record.

La entrega anticipada de comentarios públicos por correo electrónico debe presentarse antes de las 2:00 p.m. del día de la reunión programada a la Secretaria Municipal al email darlene.noriega@cityofsoledad.com. Los comentarios están limitados a 250 palabras o menos y se hará un esfuerzo para leer su comentario en el registro, pero es posible que algunos comentarios no se lean debido a limitaciones de tiempo. La Secretaria Municipal leerá los comentarios del correo electrónico, siempre que la lectura no exceda los tres (3) minutos. Los comentarios enviados por correo electrónico pasarán a formar parte del registro.

.

CERTIFICATION

I, Megan Hunter, City Clerk of the City of Soledad, do hereby certify that a copy of the foregoing Joint City Council/Successor Agency Regular Meeting Agenda was posted at City Hall by Friday, August 14, 2026, at 5:00 p.m.

Megan Hunter _____ 08/14/2026

Megan Hunter, City Clerk/Manager

AGENDA ITEM NO. 1.

CITY OF SOLEDAD
STAFF REPORT

SUBJECT: **Soledad Youth Council Introduction for Program Year 2026-27**

TO: **Honorable Mayor Anna Velazquez and City Council**

FROM: **Ana Ambriz, Parks and Recreation Director**

THROUGH: **Megan Hunter, City Manager**

MEETING DATE: **August 19, 2026**

Recommendation

Welcome Program Year 2026-27 Youth Council and Receive a Program Update

Executive Summary

Staff will introduce the 2026–27 Youth Council program participants and provide an update on the City's administration of the Program. The program will continue to support youth civic engagement and leadership development through a structured model operated by the Parks and Recreation Department. The program will continue to support youth civic engagement and leadership development through a structured model operated by the Parks and Recreation Department.

Youth Council members will support City youth initiatives as volunteers and will receive a stipend to help offset transportation and other participation-related needs. Through their service, members will have opportunities to engage with City staff, participate in civic activities, develop leadership skills, and contribute to initiatives that benefit youth throughout the community.

Background

The Soledad Youth Council was established in 2019 in partnership with the Soledad Union School District. The program was created to promote youth leadership, civic awareness, and community involvement among high school-aged residents, and those goals continue to guide the program today.

In 2025, the City of Soledad transitioned to managing the Youth Council program entirely in-house to provide greater oversight, accountability, and alignment with City goals. The City recognizes the value of its partnership with the Soledad Union School District and welcomes future opportunities to collaborate on the Youth Council and other initiatives that support youth development and improve the quality of life for Soledad residents.

In previous years, a small number of youth were appointed as paid City staff to support the program through structured shifts and department-led projects, while the broader Youth Council served as a

volunteer leadership body that met regularly to discuss youth-related issues and develop community initiatives.

While the paid staff component was successful in providing youth with meaningful work experience and supporting City-led projects, staff observed lower levels of participation among the broader Youth Council membership. To encourage more consistent participation and engagement across the full membership, staff proposes transitioning to an all-member stipend model for the 2026–27 program year. Under this model, all Youth Council members will remain volunteers and receive a stipend to help offset transportation and other participation-related needs while participating in structured activities, City youth initiatives, and leadership development opportunities.

Review & Analysis

For the 2026–27 academic year, the City launched recruitment for the Youth Council at the end of May, with applications closing at the end of June. The City received 13 applications and hosted an orientation and kickoff meeting at the end of July. Of the 13 applicants, 8 have fully committed to be active participants of the Youth Council and have attended subsequent Youth Council meetings.

The 2026–27 Youth Council is comprised of the following youth:

- Fernando Cabrera-Andrade
- David Pantoja
- Stephanie Martinez
- Darleen Vasquez
- Abigail Richardson
- Carmen Pizana
- Emmanuel Castro
- Alexander Ortiz

Youth Council members are expected to actively participate in regular meetings, community activities, City youth initiatives, and other program-related activities. Members will serve as volunteers and are expected to represent the Youth Council and the City in a professional and respectful manner when participating in public events and City activities.

To support participation and help address transportation and other participation-related costs, all Youth Council members will receive a stipend. The stipend model is intended to help eliminate financial and transportation barriers to participation and create greater opportunities for all Youth Council members to engage consistently in the program.

In addition to regular Youth Council activities, members will have opportunities to work with City staff on youth-focused initiatives, participate in community outreach and civic engagement activities, and develop a youth-led project during the 2026–27 program year. The program will also provide opportunities for leadership development, team building, and meaningful experiences that allow youth to connect with one another, explore their interests, and participate in activities and experiences they may not otherwise have access to.

To further support the Youth Council, members will be mentored and supported by a former Youth Council Commissioner who will work in coordination with Parks and Recreation Department staff. Marylin Ramirez, will help encourage youth participation, support the development of the youth-led project, and provide peer-to-peer mentorship as members navigate community engagement and civic

leadership opportunities.Staff will continue to provide guidance, structure, and oversight through the Parks and Recreation Department, with the former Commissioner serving as an additional resource and mentor to help strengthen the Youth Council experience throughout the 2026–27 program year.

Financial Considerations

The Youth Council stipends and related program activities for FY 2026–27 will be funded through the Parks and Recreation Department's operating budget.

Strategic Plan Alignment

The Youth Council program directly supports the City's 2026–2030 Strategic Plan, Goal 7.2: Promote Youth Leadership, Civic Engagement, and Mentorship.

Alternatives

- Receive the presentation and report as presented
- Request modifications to program reporting or structure

Planning/CEQA

This action is not a project pursuant CEQA.

Public Notice Requirements

No required.

AGENDA ITEM NO. 1.

COUNCIL COMMUNICATION

SUBJECT: **Minutes**

TO: **The Honorable Mayor Velazquez and City Council**

FROM: **Darlene Noriega, Deputy City Clerk**

THROUGH: **Megan Hunter, City Manager**

MEETING DATE: **August 19, 2026**

Minutes

City of Soledad
Joint City Council/Successor Agency/Housing Authority/Successor Housing Agency/
Regular Meeting
August 05, 2026

CALL TO ORDER

Mayor Velazquez called the Joint City Council/ Successor Agency/ Housing Authority/ Successor Housing Agency/ Regular Meeting to order at 6:04 p.m.

ROLL CALL

The Following Councilmembers/Agency members were present when the meeting was called to order:

Mayor/Chair	Anna M. Velazquez
Councilmember/Agency Member	Fernando Cabrera
Councilmember/Agency Member	Evarista Bañuelos
Councilmember/Agency Member	Ben Caldera

THE FOLLOWING COUNCILMEMBER WAS ABSENT

Mayor Pro Tem/Agency Member	Fernando Ansaldo-Sánchez

PLEDGE OF ALLEGIANCE

David Salas led the Pledge of Allegiance.

PUBLIC COMMENT

One written public comment was received from Art Alvarado and read into the record by Deputy City Clerk Darlene Noriega.

Mr. Alvarado requested that, when the renaming of Cesar Chavez Park returns to the City Council for consideration, the Council consider renaming it Veterans Park or Veterans Memorial Park. He acknowledged that the City already has a Veterans Park but noted that its steep terrain makes it inaccessible to many seniors and veterans.

The speaker also requested improvements to the walkway on Front Street between Oak Street and Nestles Road to improve accessibility for wheelchair users and residents with disabilities. He expressed concern about the lack of safety measures along the steep roadway. He noted that residents who use manual wheelchairs and lack daily assistance may be unable to access downtown Soledad. He stated that the planters had helped slow traffic and suggested adding railing along the sidewalk to provide pedestrians with additional support when navigating the steep area.

ADDITIONS/MODIFICATIONS TO THE AGENDA

Attorney Mike Rodriquez said he does have additions and modifications related to B-1 and B-2; however, he will bring up those modifications when the council reaches that portion of the agenda.

COUNCIL PRESENTATION

1. Certificates of Recognition were presented to the Major 12u Soledad Little League Team and Coaches by the City Council of the City of Soledad.

The team thanked the council for the recognition.

CONSENT CALENDAR

There were no public comments.

Mayor Velazquez requested separate discussion regarding Consent Items No. C-10 and C-11.

Motion: Councilmember Cabrera motioned to approve C-1, C-2, C-3, C-4, C-5, C-6, C-7, C-8, C-9, C-12. Motion was seconded by Councilmember Caldera and passed by the following vote:

Action

Ayes:	Cabrera, Caldera, Bañuelos, Velazquez
Noes:	None
Abstain:	None
Absent:	Ansaldo-Sánchez

1. Minutes
   - Minutes of 07/01/2026
   - Minutes of 07/14/2026

2. Warrants of 06/26/2026 – 07/24/2026

3. Human Resources Activity Report

4. Parks & Recreation Department Activity Report

5. Police Department Activity Report

6. Community Engagement Activity Report

7. Public Works Activity Report

8. Community & Economic Development Department Activity Report

9. Fire Department Activity Report

12. Resolution N0.6400, A Resolution of the City Council of the City of Soledad Approving a Consulting Services Agreement with TL Engineering for Design Services on the City-Wide Striping Improvements for a Total Not-To-Exceed Amount of $106,700 and Authorizing the City Manager to Execute Said Agreement on Behalf of the City of Soledad

Motion: Councilmember Bañuelos motioned to approve C-10 and C-11. Motion was seconded by Councilmember Cabrera and passed by the following vote:

Action

Ayes:	Bañuelos, Cabrera, Caldera, Velazquez

Noes: None
Abstain: None
Absent: Ansaldo-Sánchez

10. Resolution No. 6397, A Resolution of the City Council of the City of Soledad, Approving a Cost-of-Living Salary Adjustment for Certain Executive Management Positions Effective July 4, 2026 (First Full Pay Period in FY 26/27)

11. Resolution No. 6398, A Resolution of the City Council of the City of Soledad Approving the Summary of Job Classifications and Salary Schedule for Fiscal Year 2026-27

City Manager Hunter clarified that Resolution No. 6397 and Resolution No. 6398 address cost-of-living adjustments (COLA) and statutory requirements to approve the Job Classifications and Salary Schedule every time a change is made including approval of a COLA.

There were no public comments.

BUSINESS

B-1. Receive Revised Soledad Police Department AB 481 Annual Report and Provide Direction

City Attorney Mike Rodriquez presented the staff report.

Acting Police Chief Arreola was also present to provide clarification, as needed.

Mayor Velazquez asked several questions regarding the matter. City Manager Hunter provided additional clarification in response.

There were no public comments.

Motion: Mayor Velazquez motioned to accept the Annual report and directed staff to properly notice the public hearing notice of 09/16/2026 to consider the report. Motion was seconded by Councilmember Bañuelos and passed by the following vote:

Action
Ayes: Velazquez, Bañuelos, Caldera, Cabrera
Noes: None
Abstain: None
Absent: Ansaldo-Sánchez

B-2. Ordinance No. 783, An Ordinance of The City Council of the City of Soledad Retroactively Authorizing the Purchase and Use of Two FN Herstal 303 Less Lethal Launchers and Ammunition and Making Findings in Compliance with Soledad Police Department Policy Manual 709-Military Equipment

City Attorney Mike Rodriquez presented the staff report.

There were no public comments.

Motion: Councilmember Caldera motioned to introduce and waive reading of Ordinance No. 783. Motion was seconded by Councilmember Bañuelos and passed by the following vote:

Action
Ayes: Caldera, Bañuelos, Cabrera, Velazquez
Noes: None
Abstain: None
Absent: Ansaldo-Sánchez

B-3. Resolution No. 6401, A Resolution of the City Council of the City of Soledad Authorizing the City Manager to Execute an Exclusive Negotiating Agreement with Sharad Patel and Porus Ahir for the Potential Development of City-Owned Property Generally Located Between Front Street and HWY 146 Off-Ramp

Senior Planner Ariana Mora presented the staff report.

Community & Economic Development Director Beatriz Trujillo also provided information.

City Manager Hunter provided additional clarification.

Developer Sharad Patel was present via Zoom and explained the process that led to the Exclusive Negotiating Agreement.

There were no public comments.

Motion: Councilmember Cabrera motioned to approve Resolution No. 6401. Motion was seconded by Councilmember Bañuelos and passed by the following vote:

Action
Ayes: Cabrera, Bañuelos, Caldera, Velazquez
Noes: None
Abstain: None
Absent: Ansaldo-Sánchez

B-4. Resolution No. 6402, A Resolution of the City Council of the City of Soledad Accepting a $310,000 Grant Award from the California Department of Transportation Sustainable Transportation Planning Grant Program and Authorizing the City Manager to Execute the Grant Agreement for the Vehicle Miles Traveled and Greenhouse Gas Reduction Project

Senior Planner Ariana More presented the staff report.

City Manager Hunter commended Senior Planner Ariana Mora and Community & Economic Development Director Beatriz Trujillo for their efforts in securing the grant. She noted that the City had not been awarded this grant in the past and recognized that they independently prepared and submitted the application without the assistance of a grant writer, resulting in a successful award.

There were no public comments.

Motion: Councilmember Bañuelos motioned to approve Resolution No. 6402. Motion was seconded by Mayor Velazquez and passed by the following vote:

Action
Ayes: Bañuelos, Velazquez, Caldera, Cabrera
Noes: None
Abstain: None
Absent: Ansaldo-Sánchez

MAYOR'S REPORTS AND ACKNOWLEDGEMENTS

Mayor Velazquez reported five items:
1. On 08/03, she attended the TAMC Rail Policy Meeting.
2. She attended the Dolly Parton Imagination Library, reading with the Mayor.
3. She met with City Manager Hunter, Parks & Recreation Director Anna Ambriz, and the Soledad Soccer Regional Complex regarding the distribution of 200 FIFA World Cup soccer balls to local children.
4. On 08/04, she attended the National Night Out event.
5. She reminded the Council and public that on Saturday, there will be a Relay For Life event called "Paint the Valley Purple."

COUNCILMEMBERS' REPORTS AND ACKNOWLEDGEMENTS

Councilmember Caldera reported six items:
1. On 08/01, he attended El Mercadito.
2. On 07/21, he attended a ribbon-cutting in the City of Gonzales for their new fitness center.
3. On 07/24, he attended the Soledad Historical Society meeting.
4. On 07/25, he attended the Volunteer Fire Fighter family get-together.
5. On 07/29, he attended the Community Budget Workshop.
6. On 08/04, he attended the National Night Out event.

Councilmember Cabrera reported four items:
1. On 07/20, he attended the ribbon-cutting for the communication boards at Orchard Lane Park.
2. On 07/24, he attended the Soledad Historical Society meeting.
3. On 07/25, he attended the Volunteer Fire Fighter family get-together.
4. On 08/04, he attended the National Night Out event.

Councilmember Bañuelos reported fifteen items:
1. She attended the Farewell BBQ for Andy Sarabia from the Soledad-Mission Recreation District.
2. She met with a representative from the St. Vincent Preventive Family Care regarding services.
3. She hosted a 4th of July event as Co-Chair.
4. She met with Councilmember Caldera regarding the City Manager evaluation.
5. She attended Music at the Park.
6. She attended Hot Summer Days.
7. She attended a Special Council meeting on 07/14.
8. She attended the Boys and Girls Club Showcase in the City of Gonzales.
9. She attended the donated CTF backpack distribution at the Family Resource Center.
10. She attended a Listening session with Supervisor Lopez.
11. She attended the Reading with the Mayor event.
12. She attended the ribbon-cutting in the City of Gonzales for their Fitness Center
13. She attended a BBQ Social at Orchard Park for the Blind and Visually Impaired.
14. She attended El Mercadito.
15. She attended the National Night Out event

CITY MANAGER'S REPORT

City Manager Hunter had ten items:
1. She thanked Councilmember Bañuelos for the work she did with the Family Resource Center Backpack Distribution event.
2. She acknowledged Mee Morial Hospital and Assistant City Manager Mike Howard for the sponsored banners that will be hung in the Community.

3. She thanked Mayor Velazquez for her Leadership in the "Paint the Valley Purple" event and Relay For Life. There will be banners hung before the event on Saturday. The event is Saturday, 08/08 at 11:00 am and includes a health fair.
4. She thanked the Police Department for the National Night Out event. She also thanked the new Chief and Deputy Chief for their leadership during the transition.
5. There will be a cooling center available whenever the temperature is above 95 degrees. This may be opened on the weekend as temperatures are getting hot.
6. She acknowledge that Mayor Velazquez had secured 200 FIFA Soccer Balls.
7. On 08/14, there will be a Music in the Park event.
8. She reminded the public that the City is still accepting candidate packets for the upcoming election.

FUTURE AGENDA ITEMS

Mayor Velazquez said she would like to make sure the Front Street business owners are being met with regarding the El Mercadito.

ADJOURNMENT

Meeting adjourned at 7:57 p.m.

Minutes Approved: August 19, 2026

_____
ANNA M. VELAZQUEZ, Mayor/Chair

_____
MEGAN HUNTER, City Clerk

AGENDA ITEM NO. 2.

COUNCIL COMMUNICATION

SUBJECT: **Warrants**

TO: **The Honorable Mayor Velazquez and City Council**

FROM: **Mike Howard, Assistant City Manager**

THROUGH: **Megan Hunter, City Manager**

MEETING DATE: **August 19, 2026**

Soledad, CA

Check Report

By Check Number

Date Range: 07/25/2026 - 08/13/2026

Vendor Number	Vendor Name	Payment Date	Payment Type	Discount Amount	Payment Amount	Number
Bank Code: APRAB-Mechanics Bank						
BENITEZ	BENITEZ SECURITY SERVICE INC	07/29/2026	EFT	0.00	4,608.00	10621

Payable #	Payable Type	Post Date	Payable Description	Discount Amount	Payable Amount
3640	Invoice	06/30/2026	Sendero Security	0.00	2,304.00
3699	Invoice	06/30/2026	Sendero Security	0.00	2,304.00

Account Number	Account Name	Item Description	Distribution Amount
121-0000-52200	PROFESSIONAL SERVICES...	Sendero Security	2,304.00
121-0000-52200	PROFESSIONAL SERVICES...	Sendero Security	2,304.00

Vendor Number	Vendor Name	Payment Date	Payment Type	Discount Amount	Payment Amount	Number
CANNOA	CANNON CORPORATION	07/29/2026	EFT	0.00	2,416.50	10622

Payable #	Payable Type	Post Date	Payable Description	Discount Amount	Payable Amount
96494	Invoice	06/30/2026	I&T SCADA Services	0.00	1,074.00
96554	Invoice	06/30/2026	SCADA System Upgrade	0.00	1,342.50

Account Number	Account Name	Item Description	Distribution Amount
309-0000-52200	PROFESSIONAL SERVICES...	I&T SCADA Services	859.20
310-0000-52200	PROFESSIONAL SERVICES...	I&T SCADA Services	214.80
309-0000-57000	CAPITAL OUTLAY - IMPR...	SCADA System Upgrade	335.62
310-0000-57000	CAPITAL OUTLAY - IMPR...	SCADA System Upgrade	1,006.88

Vendor Number	Vendor Name	Payment Date	Payment Type	Discount Amount	Payment Amount	Number
FIRST	FIRST ALARM	07/29/2026	EFT	0.00	313.75	10623

Payable #	Payable Type	Post Date	Payable Description	Discount Amount	Payable Amount
964578	Invoice	06/30/2026	Tech Service	0.00	313.75

Account Number	Account Name	Item Description	Distribution Amount
100-8000-52520	MAINTENANCE AGREEM...	Tech Service	313.75

Vendor Number	Vendor Name	Payment Date	Payment Type	Discount Amount	Payment Amount	Number
POTTS	JESSICA POTTS	07/29/2026	EFT	0.00	1,706.25	10624

Payable #	Payable Type	Post Date	Payable Description	Discount Amount	Payable Amount
SC-003	Invoice	06/30/2026	Professional Services	0.00	1,706.25

Account Number	Account Name	Item Description	Distribution Amount
100-1100-52200	PROFESSIONAL SERVICES...	Professional Services	1,706.25

Vendor Number	Vendor Name	Payment Date	Payment Type	Discount Amount	Payment Amount	Number
ROBINWARBEYCON	ROBIN WARBEY CONSULTING	07/29/2026	EFT	0.00	9,000.00	10625

Payable #	Payable Type	Post Date	Payable Description	Discount Amount	Payable Amount
3946	Invoice	06/30/2026	June 2026 IT Services	0.00	9,000.00

Account Number	Account Name	Item Description	Distribution Amount
100-1320-52200	PROFESSIONAL SERVICES...	June 2026 IT Services	3,600.00
309-0000-52200	PROFESSIONAL SERVICES...	June 2026 IT Services	2,250.00
310-0000-52200	PROFESSIONAL SERVICES...	June 2026 IT Services	2,250.00
311-0000-52200	PROFESSIONAL SERVICES...	June 2026 IT Services	900.00

Vendor Number	Vendor Name	Payment Date	Payment Type	Discount Amount	Payment Amount	Number
SHREDD	SHREDDING SOURCE SOLUTIONS	07/29/2026	EFT	0.00	75.00	10626

Payable #	Payable Type	Post Date	Payable Description	Discount Amount	Payable Amount
10634	Invoice	06/30/2026	Shredding Service	0.00	75.00

Account Number	Account Name	Item Description	Distribution Amount
100-1400-52200	PROFESSIONAL SERVICES...	Shredding Service	75.00

Vendor Number	Vendor Name	Payment Date	Payment Type	Discount Amount	Payment Amount	Number
TEAMCIVX	TEAM CIVX	07/29/2026	EFT	0.00	2,434.29	10627

Payable #	Payable Type	Post Date	Payable Description	Discount Amount	Payable Amount
4407	Invoice	06/30/2026	Parcel Tax Evaluation	0.00	2,434.29

Account Number	Account Name	Item Description	Distribution Amount
100-8000-52200	PROFESSIONAL SERVICES...	Parcel Tax Evaluation	2,434.29

Vendor Number	Vendor Name	Payment Date	Payment Type	Discount Amount	Payment Amount	Number
USABLU	USABLUE BOOK	07/29/2026	EFT	0.00	452.57	10628

Vendor Number / Payable #	Vendor Name / Payable Type / Account Number	Post Date / Account Name	Payment Date / Payable Description / Item Description	Payment Type / Discount Amount / Distribution Amount	Discount Amount / Payable Amount	Payment Amount	Number
INV01084305	Invoice	06/30/2026	Ammonia Reagents- Process Control		0.00	452.57	
	310-0000-52053	LAB ANALYSIS & TESTING	Ammonia Reagents- Process Con..	452.57			
ADQUAL	A&D AGRICULTURAL & SAFETY SUPPLIES		07/29/2026	EFT	0.00	32.78	10629
287384	Invoice	07/24/2026	Drinking Water		0.00	32.78	
	310-0000-52052	SAFETY EQUIPMENT	Drinking Water	32.78			
BENITEZ	BENITEZ SECURITY SERVICE INC		07/29/2026	EFT	0.00	7,552.00	10630
3744	Invoice	07/24/2026	Sendero Security		0.00	2,944.00	
	121-0000-52200	PROFESSIONAL SERVICES...	Sendero Security	2,944.00			
3757	Invoice	07/24/2026	Sendero Security		0.00	2,304.00	
	121-0000-52200	PROFESSIONAL SERVICES...	Sendero Security	2,304.00			
3770	Invoice	07/24/2026	Sendero Secuirty		0.00	2,304.00	
	121-0000-52200	PROFESSIONAL SERVICES...	Sendero Secuirty	2,304.00			
KINETIC	KINETIC VALUATION GROUP, INC		07/29/2026	EFT	0.00	2,500.00	10631
2026-740	Invoice	07/24/2026	Retainer Invoice - Appraisal for Parcel B		0.00	2,500.00	
	100-1200-52200	PROFESSIONAL SERVICES...	Retainer Invoice - Appraisal for ...	2,500.00			
USABLU	USABLUE BOOK		07/29/2026	EFT	0.00	3,339.14	10632
INV01092135	Invoice	07/24/2026	Skimming Nets/Poles		0.00	471.21	
	310-0000-52051	TOOLS & MINOR EQUIPM...	Skimming Nets/Poles	241.32			
	310-0000-52134	COLLECTION SYSTEM MA...	Skimming Nets/Poles	229.89			
INV01093306	Invoice	07/24/2026	Cl2 Equipment Tube		0.00	1,115.93	
	309-0000-52051	TOOLS & MINOR EQUIPM...	Cl2 Equipment Tube	1,115.93			
INV01093492	Invoice	07/24/2026	Cl2 Injectors		0.00	1,163.34	
	309-0000-52051	TOOLS & MINOR EQUIPM...	Cl2 Injectors	1,163.34			
INV01099169	Invoice	07/24/2026	City Inf - pH Meter Information		0.00	175.42	
	310-0000-52053	LAB ANALYSIS & TESTING	City Inf - pH Meter Information	175.42			
INV01100727	Invoice	07/24/2026	ORP Sensor Test Solution		0.00	413.24	
	310-0000-52053	LAB ANALYSIS & TESTING	ORP Sensor Test Solution	413.24			
PKS	PKS PROPERTIES		08/07/2026	EFT	0.00	1,464.00	10633
1B	Invoice	06/30/2026	Vehicle Car Wash		0.00	1,464.00	
	100-1400-52080	FLEET SERVICES	Vehicle Car Wash	1,380.00			
	100-2100-52080	FLEET SERVICES	Vehicle Car Wash	48.00			
	100-8000-52080	FLEET SERVICES	Vehicle Car Wash	12.00			
	310-0000-52080	FLEET SERVICES	Vehicle Car Wash	24.00			
SPECIALTIYCONST	SPECIALTY CONSTRUCTION INC		08/07/2026	EFT	0.00	659,037.79	10634
NO. 11	Invoice	06/30/2026	Recycled Water Project		0.00	507,800.21	
	213-0000-52200	PROFESSIONAL SERVICES...	Recycled	507,800.21			
NO. 11.S	Invoice	06/30/2026	Main St. Sewer Proj.		0.00	151,237.58	

Vendor Number	Vendor Name	Payment Date	Payment Type	Discount Amount	Payment Amount	Number
	310-0000-57000 CAPITAL OUTLAY - IMPR...		Main St. Sewer Proj.	151,237.58		
ADQUAL	A&D AGRICULTURAL & SAFETY SUPPLIES	08/10/2026	EFT	0.00	182.93	10635
Payable #	**Payable Type**	**Post Date**	**Payable Description**	**Discount Amount**	**Payable Amount**	
	Account Number	**Account Name**	**Item Description**	**Distribution Amount**		
287646	Invoice	08/07/2026	Tree Pruner	0.00	51.76	
	100-2100-52051	TOOLS & MINOR EQUIPM...	Tree Pruner	51.76		
287647	Invoice	08/07/2026	Latex Gloves	0.00	114.17	
	100-2100-52052	SAFETY EQUIPMENT	Latex Gloves	114.17		
287806	Invoice	08/07/2026	Supplies - Gloves	0.00	17.00	
	650-0000-52525	REPAIRS & MAINTENANCE..	Supplies - Gloves (Diamond Ridg...	17.00		
BENITEZ	BENITEZ SECURITY SERVICE INC	08/10/2026	EFT	0.00	4,608.00	10636
Payable #	**Payable Type**	**Post Date**	**Payable Description**	**Discount Amount**	**Payable Amount**	
	Account Number	**Account Name**	**Item Description**	**Distribution Amount**		
3786	Invoice	08/07/2026	Sendero Security	0.00	2,304.00	
	121-0000-52200	PROFESSIONAL SERVICES...	Sendero Security	2,304.00		
3795	Invoice	08/07/2026	Sendero Security	0.00	2,304.00	
	121-0000-52200	PROFESSIONAL SERVICES...	Sendero Security	2,304.00		
FASTEN	FASTENAL COMPANY	08/10/2026	EFT	0.00	302.87	10637
Payable #	**Payable Type**	**Post Date**	**Payable Description**	**Discount Amount**	**Payable Amount**	
	Account Number	**Account Name**	**Item Description**	**Distribution Amount**		
CASAL179411	Invoice	08/07/2026	Facility Flags	0.00	302.87	
	310-0000-52518	FACILITIES EXPENSE	Facility Flags	302.87		
FIRST	FIRST ALARM	08/10/2026	EFT	0.00	190.00	10638
Payable #	**Payable Type**	**Post Date**	**Payable Description**	**Discount Amount**	**Payable Amount**	
	Account Number	**Account Name**	**Item Description**	**Distribution Amount**		
969654	Invoice	08/07/2026	Fire Alarm Reset & Test	0.00	190.00	
	100-2200-52200	PROFESSIONAL SERVICES...	Fire Alarm Reset & Test	190.00		
HAENER	FOUNDATION HA ENERGY GENERATION, LLC	08/10/2026	EFT	0.00	57,577.63	10639
Payable #	**Payable Type**	**Post Date**	**Payable Description**	**Discount Amount**	**Payable Amount**	
	Account Number	**Account Name**	**Item Description**	**Distribution Amount**		
5215	Invoice	08/07/2026	Winderpower WWTP July 26	0.00	57,577.63	
	310-0000-52400	UTILITIES	Winderpower WWTP July 26	57,577.63		
POTTS	JESSICA POTTS	08/10/2026	EFT	0.00	1,762.50	10640
Payable #	**Payable Type**	**Post Date**	**Payable Description**	**Discount Amount**	**Payable Amount**	
	Account Number	**Account Name**	**Item Description**	**Distribution Amount**		
SC-004	Invoice	08/07/2026	Grant Writing - July 2026	0.00	1,762.50	
	100-1100-52200	PROFESSIONAL SERVICES...	Grant Writing - July 2026	1,762.50		
MISLAW	MISSION LAWN AND GARDEN CARE	08/10/2026	EFT	0.00	6,460.00	10641
Payable #	**Payable Type**	**Post Date**	**Payable Description**	**Discount Amount**	**Payable Amount**	
	Account Number	**Account Name**	**Item Description**	**Distribution Amount**		
9062	Invoice	08/07/2026	Gabilan Drive Maint	0.00	680.00	
	410-0000-52531	STREET MAINTENANCE	Gabilan Drive Maint	680.00		
9063	Invoice	08/07/2026	Front St/RSV	0.00	1,650.00	
	410-0000-52531	STREET MAINTENANCE	Front St.	1,350.00		
	647-0000-52530	STREET LANDSCAPING	RSV	300.00		
9064	Invoice	08/07/2026	Gabilan Maint.	0.00	780.00	
	651-0000-52516	LANDSCAPE MAINT. (EAS...	Gabilan Maint.	780.00		
9067	Invoice	08/07/2026	Landscape Maint. Storm Water	0.00	2,800.00	
	651-0000-52516	LANDSCAPE MAINT. (EAS...	Landscape Maint. Storm Water	2,800.00		
9068	Invoice	08/07/2026	Liberty Ct. Maint.	0.00	400.00	
	651-0000-52516	LANDSCAPE MAINT. (EAS...	Liberty Ct. Maint.	400.00		

Vendor Number	Vendor Name		Payment Date	Payment Type	Discount Amount	Payment Amount	Number
9069	Invoice	08/07/2026	Fire Dept. Maint.		0.00	150.00	
	100-1450-52518	FACILITIES EXPENSE		Fire Dept. Maint.		150.00	
CULLIG	QUALITY WATER ENTERPRISES, INC.		08/10/2026	EFT	0.00	243.55	10642
Payable #	**Payable Type**	**Post Date**	**Payable Description**		**Discount Amount**	**Payable Amount**	
	Account Number	**Account Name**		**Item Description**	**Distribution Amount**		
1275789	Invoice	08/07/2026	PO4 Rental		0.00	159.40	
	309-0000-52518	FACILITIES EXPENSE		PO4 Rental		31.88	
	310-0000-52518	FACILITIES EXPENSE		PO4 Rental		127.52	
1275878	Invoice	08/07/2026	Water Services		0.00	84.15	
	100-2100-52520	MAINTENANCE AGREEM...		Water Services		25.24	
	309-0000-52520	MAINTENANCE AGREEM...		Water Services		58.91	
ROBINWARBEYCON	ROBIN WARBEY CONSULTING		08/10/2026	EFT	0.00	9,000.00	10643
Payable #	**Payable Type**	**Post Date**	**Payable Description**		**Discount Amount**	**Payable Amount**	
	Account Number	**Account Name**		**Item Description**	**Distribution Amount**		
3961	Invoice	08/07/2026	July 2026 IT		0.00	9,000.00	
	100-1320-52200	PROFESSIONAL SERVICES...		July 2026 IT		3,600.00	
	309-0000-52200	PROFESSIONAL SERVICES...		July 2026 IT		2,250.00	
	310-0000-52200	PROFESSIONAL SERVICES...		July 2026 IT		2,250.00	
	311-0000-52200	PROFESSIONAL SERVICES...		July 2026 IT		900.00	
SAFEST	SAFESTORE, INC		08/10/2026	EFT	0.00	989.69	10644
Payable #	**Payable Type**	**Post Date**	**Payable Description**		**Discount Amount**	**Payable Amount**	
	Account Number	**Account Name**		**Item Description**	**Distribution Amount**		
SS3303	Invoice	08/07/2026	Property/Evidence Supplies		0.00	989.69	
	100-1400-52050	PROPERTY EVIDENCE RO...		Property/Evidence Supplies		989.69	
SHREDD	SHREDDING SOURCE SOLUTIONS		08/10/2026	EFT	0.00	260.00	10645
Payable #	**Payable Type**	**Post Date**	**Payable Description**		**Discount Amount**	**Payable Amount**	
	Account Number	**Account Name**		**Item Description**	**Distribution Amount**		
10710	Invoice	08/07/2026	Shredding Service		0.00	75.00	
	100-1400-52200	PROFESSIONAL SERVICES...		Shredding Service		75.00	
10766	Invoice	08/07/2026	Shredding Service		0.00	75.00	
	100-1400-52200	PROFESSIONAL SERVICES...		Shredding Service		75.00	
10768	Invoice	08/07/2026	Confidential Shredding Svcs		0.00	110.00	
	100-1310-52200	PROFESSIONAL SERVICES...		Confidential Shredding Svcs		110.00	
USABLU	USABLUE BOOK		08/10/2026	EFT	0.00	1,101.91	10646
Payable #	**Payable Type**	**Post Date**	**Payable Description**		**Discount Amount**	**Payable Amount**	
	Account Number	**Account Name**		**Item Description**	**Distribution Amount**		
INV01097863	Invoice	08/07/2026	City Inf. Electrode/ Electrode Storage Solut...		0.00	405.41	
	310-0000-52053	LAB ANALYSIS & TESTING		City Inf. Electrode/ Electrode Sto...		405.41	
INV01107506	Invoice	08/07/2026	100 Tests - Chlroine Free Test		0.00	696.50	
	309-0000-52044	CHEMICAL		100 Tests - Chlroine Free Test		696.50	
VASQUEZ SHOT	VASQUES SHOTOKAN KARATE ACADEMY LLC		08/10/2026	EFT	0.00	1,260.00	10647
Payable #	**Payable Type**	**Post Date**	**Payable Description**		**Discount Amount**	**Payable Amount**	
	Account Number	**Account Name**		**Item Description**	**Distribution Amount**		
072426	Invoice	08/07/2026	Instructor Pay- Youth Karate July 2026		0.00	1,260.00	
	100-2200-52200	PROFESSIONAL SERVICES...		Instructor Pay- Youth Karate July...		1,260.00	

Vendor Number	Vendor Name	Payment Date	Payment Type	Discount Amount	Payment Amount	Number
4LEAF	4LEAF, INC.	07/28/2026	Regular	0.00	22,233.75	60707

Payable #	Payable Type	Post Date	Payable Description	Discount Amount	Payable Amount
	Account Number	**Account Name**	**Item Description**	**Distribution Amount**	
J0878-26F	Invoice	06/30/2026	4lEAF	0.00	3,753.75
	100-1250-52200	PROFESSIONAL SERVICES...	4lEAF	3,753.75	
J4364L	Invoice	06/30/2026	4Leaf	0.00	18,480.00
	100-1250-52200	PROFESSIONAL SERVICES...	4Leaf	18,480.00	

ALCANA	ALCANTAR ACE HARDWARE	07/28/2026	Regular	0.00	136.74	60708

Payable #	Payable Type	Post Date	Payable Description	Discount Amount	Payable Amount
	Account Number	**Account Name**	**Item Description**	**Distribution Amount**	
15150/1	Invoice	06/30/2026	Wire Connectors	0.00	27.50
	100-2100-52525	REPAIRS & MAINTENANCE..	Wire Connectors	27.50	
15628/1	Invoice	06/30/2026	Step Ladder to Utility- Trailer	0.00	109.24
	100-2100-52051	TOOLS & MINOR EQUIPM...	Step Ladder to Utility- Trailer	109.24	

AMAZON	AMAZON CAPITAL SERVICES	07/28/2026	Regular	0.00	8,762.03	60709

Payable #	Payable Type	Post Date	Payable Description	Discount Amount	Payable Amount
	Account Number	**Account Name**	**Item Description**	**Distribution Amount**	
1C7V-CPF3-LRW3	Invoice	06/30/2026	Lumbar Pillow- Melina	0.00	30.08
	100-1400-52040	OFFICE SUPPLIES	Lumbar Pillow- Melina	30.08	
119K-FTWR-DPJX	Invoice	06/30/2026	Desk Lamp and Rug	0.00	96.11
	100-2400-52040	OFFICE SUPPLIES	Desk Lamp and Rug	96.11	
11FN-4VRG-1YYW	Invoice	06/30/2026	Lab- UV Lamp	0.00	233.70
	310-0000-52053	LAB ANALYSIS & TESTING	Lab- UV Lamp	233.70	
11G6-JHQT-H4FY	Invoice	06/30/2026	Stamp	0.00	36.55
	100-2400-52040	OFFICE SUPPLIES	Stamp	36.55	
11PK-VC1G-WHD1	Invoice	06/30/2026	Office Supplies	0.00	40.96
	100-1200-52040	OFFICE SUPPLIES	Office Supplies	40.96	
13D4-N1N1-7NYT	Invoice	06/30/2026	Storage for CE Office Supplies	0.00	27.30
	100-2400-52040	OFFICE SUPPLIES	Storage for CE Office Supplies	27.30	
14KJ-QMTQ-TFWD	Invoice	06/30/2026	Portable AC Units	0.00	767.96
	100-1400-52518	FACILITIES EXPENSE	Portable AC Units	767.96	
14RH-DJ77-3VTW	Invoice	06/30/2026	Office Supplies	0.00	27.72
	100-1200-52040	OFFICE SUPPLIES	Office Supplies	27.72	
16CH-RTFH-1MRH	Invoice	06/30/2026	WRF Electrical Team Tools	0.00	21.84
	310-0000-52051	TOOLS & MINOR EQUIPM...	WRF Electrical Team Tools	21.84	
16VN-9CNL-YTKC	Invoice	06/30/2026	Boot Replacement- Diaz	0.00	157.32
	100-1400-52048	UNIFORM PURCHASE	Boot Replacement- Diaz	157.32	
16VN-9CNL-YVTN	Invoice	06/30/2026	Special Event/ Pride Flags	0.00	64.32
	100-2200-52105	SPECIAL EVENTS	Special Event/ Pride Flags	64.32	
16WD-Q4T7-9THH	Invoice	06/30/2026	Veteran Banner Program	0.00	555.75
	100-2400-52040	OFFICE SUPPLIES	Veteran Banner Program	555.75	
1769-W41R-TDV6	Invoice	06/30/2026	PD Network Migration	0.00	92.64
	100-1320-52051	TOOLS & MINOR EQUIPM...	PD Network Migration	92.64	
17VG-ML3J-XCN3	Invoice	06/30/2026	Youth Council	0.00	85.08
	100-2200-52115	SUNDRY	Youth Council	85.08	
191H-TYYL-GFL4	Invoice	06/30/2026	Certificate Holders	0.00	72.08
	100-1000-52040	OFFICE SUPPLIES	Certificate Holders	72.08	
1C79-KPQR-LC3V	Invoice	06/30/2026	Reciept Terminal for Tyler Tech	0.00	327.74
	100-1320-52051	TOOLS & MINOR EQUIPM...	Reciept Terminal for Tyler Tech	327.74	
1D1T-VHP6-FH36	Invoice	06/30/2026	Gun Racks	0.00	213.78
	100-1400-52043	AMMUNITION/WEAPON ...	Gun Racks	213.78	
1DHF-X1RD-CV3H	Invoice	06/30/2026	IT New Network Migration	0.00	188.15

Vendor Number	Vendor Name		Payment Date	Payment Type	Discount Amount	Payment Amount	Number
	100-1320-52051		TOOLS & MINOR EQUIPM...	IT New Network Migration		188.15	
1DLM-VF43-GX9P	Invoice	06/30/2026	Assistant CM Office Chair		0.00	142.23	
	100-1300-52040		OFFICE SUPPLIES	Assistant CM Office Chair		142.23	
1DQC-NN63-9VVV	Invoice	06/30/2026	PD Server Migration		0.00	148.41	
	100-1320-52040		OFFICE SUPPLIES	PD Server Migration		148.41	
1DQM-C16G-X3...	Invoice	06/30/2026	IT Minor Equipment		0.00	158.63	
	100-1320-52051		TOOLS & MINOR EQUIPM...	IT Minor Equipment		158.63	
1DTN-MTKR-TLLG	Invoice	06/30/2026	Breakroom Supplies		0.00	31.56	
	100-1400-52070		FOOD SERVICES	Breakroom Supplies		31.56	
1DTR-P3C4-1HV9	Invoice	06/30/2026	Keyboard		0.00	39.43	
	100-1400-57100		CAPITAL OUTLAY - COMP...	Keyboard		39.43	
1FCF-TL14-JQY1	Invoice	06/30/2026	Assisant CM- Office Supplies		0.00	41.27	
	100-1300-52040		OFFICE SUPPLIES	Assisant CM- Office Supplies		41.27	
1FYP-HLPM-LNX4	Invoice	06/30/2026	SCC Replacement Monitor		0.00	139.91	
	100-2200-57100		CAPITAL OUTLAY - COMP...	SCC Replacement Monitor		139.91	
1GGK-RKLJ-9DY4	Invoice	06/30/2026	Office Supplies		0.00	142.00	
	100-1200-52040		OFFICE SUPPLIES	Office Supplies		142.00	
1GPQ-MLMV-TV...	Invoice	06/30/2026	PD Network Migration		0.00	497.14	
	100-1320-52051		TOOLS & MINOR EQUIPM...	PD Network Migration		497.14	
1HV7-QMG9-KH...	Invoice	06/30/2026	Phone Charger		0.00	21.84	
	100-1300-52040		OFFICE SUPPLIES	Phone Charger		21.84	
1HVG-HQRG-P696	Invoice	06/30/2026	Assistant CM- Office Supplies		0.00	195.94	
	100-1300-52040		OFFICE SUPPLIES	Assistant CM- Office Supplies		195.94	
1J9J-VCKT-9FY7	Invoice	06/30/2026	Office Supplies		0.00	12.55	
	100-1300-52040		OFFICE SUPPLIES	Office Supplies		12.55	
1L34-4LJY-GXMV	Invoice	06/30/2026	Office Supplies		0.00	52.28	
	100-2200-52040		OFFICE SUPPLIES	Office Supplies		52.28	
1L9Y-41L4-FVHG	Invoice	06/30/2026	Sendero's Opening		0.00	159.21	
	121-0000-52200		PROFESSIONAL SERVICES...	Sendero's Opening		159.21	
1LJJ-J166-FHJT	Invoice	06/30/2026	External Hard Drive		0.00	805.18	
	100-1400-57100		CAPITAL OUTLAY - COMP...	External Hard Drive		805.18	
1LLD-61MF-CG49	Invoice	06/30/2026	Office Supplies		0.00	100.36	
	100-1200-52040		OFFICE SUPPLIES	Office Supplies		100.36	
1M6F-VF1Y-6YLK	Invoice	06/30/2026	Provisional Equipment		0.00	655.45	
	121-0000-52200		PROFESSIONAL SERVICES...	Provisional Equipment		655.45	
1M7D-GXGV-GD...	Invoice	06/30/2026	Office Supplies		0.00	5.45	
	100-2200-52040		OFFICE SUPPLIES	Office Supplies		5.45	
1M7R-LH6P-WK...	Invoice	06/30/2026	Office Supplies		0.00	340.96	
	100-1250-52040		OFFICE SUPPLIES	Office Supplies		340.96	
1MMW-FXLD-HD...	Invoice	06/30/2026	Facility Supplies		0.00	228.12	
	100-2200-52518		FACILITIES EXPENSE	Facility Supplies		228.12	
1MQX-RRCH-RGYY	Invoice	06/30/2026	PD Network Migration		0.00	43.69	
	100-1320-52051		TOOLS & MINOR EQUIPM...	PD Network Migration		43.69	
1PYL-NPHT-DGRR	Invoice	06/30/2026	Phone Accessories for HR/Manager		0.00	65.38	
	100-1310-52040		OFFICE SUPPLIES	Phone Accessories for HR/Mana...		65.38	
1Q1D-KJ43-6DG1	Invoice	06/30/2026	Office Supplies		0.00	388.87	
	100-1200-52040		OFFICE SUPPLIES	Office Supplies		388.87	
1Q6H-39T4-1GK9	Invoice	06/30/2026	Assistant CM- Office Supplies		0.00	72.64	
	100-1300-52040		OFFICE SUPPLIES	Assistant CM- Office Supplies		72.64	
1Q7P-FTK7-KHDM	Invoice	06/30/2026	Office Supplies		0.00	34.37	
	100-2200-52040		OFFICE SUPPLIES	Office Supplies		34.37	
1T1C-QKR7-FGL6	Invoice	06/30/2026	Confrence Room Keyboard		0.00	49.26	

Vendor Number	Vendor Name		Payment Date	Payment Type	Discount Amount	Payment Amount	Number
	100-1320-52051		TOOLS & MINOR EQUIPM...	Confrence Room Keyboard		49.26	
1TKK-C13G-CVYH	Invoice	06/30/2026	New Network Migration		0.00	481.16	
	100-1320-52040		OFFICE SUPPLIES	New Network Migration		481.16	
1VCG-9MVD-FLHC	Invoice	06/30/2026	HDT Summer Days		0.00	9.82	
	100-1200-52105		SPECIAL EVENTS	HDT Summer Days		9.82	
1VNJ-C79F-RN1V	Invoice	06/30/2026	Cell Phone Cases		0.00	214.40	
	309-0000-52415		CELLULAR PHONE	Cell Phone Cases		214.40	
1VPT-WYK6-16NP	Invoice	06/30/2026	Lab- Clorox Cleaner		0.00	50.24	
	310-0000-52053		LAB ANALYSIS & TESTING	Lab- Clorox Cleaner		50.24	
1WWH-XG9L-DN...	Invoice	06/30/2026	Office Desk		0.00	121.28	
	100-2400-52040		OFFICE SUPPLIES	Office Desk		121.28	
1XFD-1T6N-GWRD	Invoice	06/30/2026	IT Minor Equipment		0.00	16.61	
	100-1320-52051		TOOLS & MINOR EQUIPM...	IT Minor Equipment		16.61	
1XTF-RVGH-D6V7	Invoice	06/30/2026	IT Tools		0.00	12.43	
	100-1320-52051		TOOLS & MINOR EQUIPM...	IT Tools		12.43	
1XTF-RVGH-GTTH	Invoice	06/30/2026	Breakroom Supplies		0.00	42.53	
	100-1400-52070		FOOD SERVICES	Breakroom Supplies		42.53	
1XY9-PTLJ-99P7	Invoice	06/30/2026	Provisional Encampment		0.00	142.01	
	121-0000-52200		PROFESSIONAL SERVICES...	Provisional Encampment		142.01	
1YDJ-PCK9-RFVL	Invoice	06/30/2026	Trash Cans		0.00	60.34	
	100-1400-52518		FACILITIES EXPENSE	Trash Cans		60.34	
	Void		07/28/2026	Regular	0.00	0.00	60710
BLAVEA	BLACK & VEATCH CORPORATION		07/28/2026	Regular	0.00	18,775.00	60711
Payable #	**Payable Type**	**Post Date**	**Payable Description**		**Discount Amount**	**Payable Amount**	
	Account Number		**Account Name**	**Item Description**	**Distribution Amount**		
1502749	Invoice	06/30/2026	WRF Aeration System		0.00	18,775.00	
	310-0000-57000		CAPITAL OUTLAY - IMPR...	WRF Aeration System		18,775.00	
PRIMO	BLUE TRITON BRANDS INC		07/28/2026	Regular	0.00	412.10	60712
Payable #	**Payable Type**	**Post Date**	**Payable Description**		**Discount Amount**	**Payable Amount**	
	Account Number		**Account Name**	**Item Description**	**Distribution Amount**		
06G8720069420	Invoice	06/30/2026	City Hall- Water & Dispenser		0.00	412.10	
	100-8000-52040		OFFICE SUPPLIES	City Hall- Water & Dispenser		412.10	
BLUEALLY	BLUEALLY TECHNOLOGY SOLUTIONS LLC		07/28/2026	Regular	0.00	1,937.25	60713
Payable #	**Payable Type**	**Post Date**	**Payable Description**		**Discount Amount**	**Payable Amount**	
	Account Number		**Account Name**	**Item Description**	**Distribution Amount**		
INV95610	Invoice	06/30/2026	New PC for Public Works		0.00	1,937.25	
	100-1500-57100		CAPITAL OUTLAY - COMP...	New PC for Public Works		1,937.25	
BRIOTIX	BRIOTIX HEALTH, LP		07/28/2026	Regular	0.00	1,674.00	60714
Payable #	**Payable Type**	**Post Date**	**Payable Description**		**Discount Amount**	**Payable Amount**	
	Account Number		**Account Name**	**Item Description**	**Distribution Amount**		
SI-60323	Invoice	06/30/2026	FY25/26- ERGO EVOL- PD		0.00	1,674.00	
	100-1310-52200		PROFESSIONAL SERVICES...	FY25/26- ERGO EVOL- PD		1,674.00	
CALWES	CAL-WEST		07/28/2026	Regular	0.00	1,050.00	60715
Payable #	**Payable Type**	**Post Date**	**Payable Description**		**Discount Amount**	**Payable Amount**	
	Account Number		**Account Name**	**Item Description**	**Distribution Amount**		
260636	Invoice	06/30/2026	Preventive Maint. June 26		0.00	500.00	
	410-0000-57032		SIGNAL MAINTENANCE	Preventive Maint. June 26		500.00	
260637	Invoice	06/30/2026	Traffic Signal Calls		0.00	550.00	
	410-0000-57032		SIGNAL MAINTENANCE	Traffic Signal Calls		550.00	
CAROLL	CAROLLO ENGINEERS, INC.		07/28/2026	Regular	0.00	48,911.00	60716

Vendor Number / Payable #	Vendor Name / Payable Type / Account Number	Post Date / Account Name	Payment Date / Payable Description / Item Description	Payment Type	Discount Amount / Distribution Amount	Payment Amount / Payable Amount	Number
			07/28/2026	Regular	0.00	436.35	60717
FB84943-8	Invoice	06/30/2026	Main St. Sewer Pipeline		0.00	1,420.00	
	310-0000-57000	CAPITAL OUTLAY - IMPR...	Main St. Sewer Pipeline		1,420.00		
FB84951-31	Invoice	06/30/2026	Recycled Water Conveyance		0.00	47,491.00	
	210-0000-52200	PROFESSIONAL SERVICES...	Recycled Water Conveyance		47,491.00		
CISO	CITY OF SOLEDAD		07/28/2026	Regular	0.00	436.35	60717
061526A	Invoice	06/30/2026	Sendero Waterservice		0.00	436.35	
	121-0000-52200	PROFESSIONAL SERVICES...	Sendero Waterservice		436.35		
CISO	CITY OF SOLEDAD		07/28/2026	Regular	0.00	145.91	60718
061526B	Invoice	06/30/2026	Mora Cir- Workforce		0.00	145.91	
	100-1200-52400	UTILITIES	Mora Cir- Workforce		145.91		
CHISPA	COMMUNITY HOUSING IMPROVEMENT SYSTEM		07/28/2026	Regular	0.00	4,000.00	60719
071426	Invoice	06/30/2026	Reimburse- Cost share for Sidewalk Repair...		0.00	4,000.00	
	412-0000-57000	CAPITAL OUTLAY - IMPR...	Reimburse- Cost share for Sidew...		4,000.00		
CSG CO	CSG CONSULTANTS, INC.		07/28/2026	Regular	0.00	1,827.50	60720
67016	Invoice	06/30/2026	General Services- 1700 Palm/ Miramonte		0.00	1,527.50	
	120-0000-52200	PROFESSIONAL SERVICES...	General Services- 1700 Palm		235.00		
	120-0000-52200	PROFESSIONAL SERVICES...	General Services- Miramonte		1,292.50		
67116	Invoice	06/30/2026	CSG Consultants- Fire		0.00	300.00	
	120-0000-52200	PROFESSIONAL SERVICES...	CSG Consultants- Fire		300.00		
DEPJUS	DEPARTMENT OF JUSTICE-STATE OF CA.		07/28/2026	Regular	0.00	320.00	60721
058150	Invoice	06/30/2026	Livescans- HR (10)		0.00	320.00	
	100-1310-52110	RECRUITMENT & ADVERT...	Livescans- HR (10)		320.00		
DKF	DKF SOLUTIONS GROUP, LLC		07/28/2026	Regular	0.00	3,375.00	60722
23601	Invoice	06/30/2026	Asbestos Training		0.00	3,375.00	
	309-0000-52090	TRAINING - SAFETY	Asbestos Training		1,200.00		
	309-0000-52091	TRAVEL, MEETINGS & TRA...	Asbestos Training		729.00		
	310-0000-52091	TRAVEL, MEETINGS & TRA...	Asbestos Training		1,446.00		
EMCPLA	EMC PLANNING GROUP INC.		07/28/2026	Regular	0.00	1,752.30	60723
25-017-14	Invoice	06/30/2026	Almond Acres		0.00	1,752.30	
	120-0000-52200	PROFESSIONAL SERVICES...	Almond Acres		1,752.30		
GRADEB	GRADE BREAK ENGINEERING INC.		07/28/2026	Regular	0.00	4,616.00	60724
54-1589-119	Invoice	06/30/2026	Asphalt- Front St		0.00	4,616.00	
	412-0000-52531	STREET MAINTENANCE	Asphalt- Front St		4,616.00		

Vendor Number	Vendor Name	Payment Date	Payment Type	Discount Amount	Payment Amount	Number
GRAINE	GRAINGER	07/28/2026	Regular	0.00	153.50	60725

Payable #	Payable Type	Post Date	Payable Description	Discount Amount	Payable Amount
9916422968	Invoice	06/30/2026	3/4" Cons Socket	0.00	153.50

Account Number	Account Name	Item Description	Distribution Amount
309-0000-52051	TOOLS & MINOR EQUIPM...	3/4" Cons Socket	153.50

Vendor Number	Vendor Name	Payment Date	Payment Type	Discount Amount	Payment Amount	Number
WHEELER	GRIFFIN CARPET, INC.	07/28/2026	Regular	0.00	3,900.00	60726

Payable #	Payable Type	Post Date	Payable Description	Discount Amount	Payable Amount
CG612644	Invoice	06/30/2026	Front Counter Flooring	0.00	3,900.00

Account Number	Account Name	Item Description	Distribution Amount
100-8000-52518	FACILITIES EXPENSE	Front Counter Flooring	3,900.00

Vendor Number	Vendor Name	Payment Date	Payment Type	Discount Amount	Payment Amount	Number
INFOSE	INFOSEND, INC	07/28/2026	Regular	0.00	2,722.08	60727

Payable #	Payable Type	Post Date	Payable Description	Discount Amount	Payable Amount
313180	Invoice	06/30/2026	Utility Bill Mailing	0.00	2,722.08

Account Number	Account Name	Item Description	Distribution Amount
309-0000-52042	POSTAGE, SHIPPING & FR...	Utility Bill Mailing	907.36
310-0000-52042	POSTAGE, SHIPPING & FR...	Utility Bill Mailing	907.36
311-0000-52042	POSTAGE, SHIPPING & FR...	Utility Bill Mailing	907.36

Vendor Number	Vendor Name	Payment Date	Payment Type	Discount Amount	Payment Amount	Number
JARFAY	JARVIS FAY LLP	07/28/2026	Regular	0.00	13,043.00	60728

Payable #	Payable Type	Post Date	Payable Description	Discount Amount	Payable Amount
22176	Invoice	06/30/2026	Legal/General	0.00	11,797.50
22177	Invoice	06/30/2026	Legal/Miramonte	0.00	954.00
22178	Invoice	06/30/2026	Legal/Almond Acres	0.00	291.50

Account Number	Account Name	Item Description	Distribution Amount
100-1150-52215	ATTORNEY SERVICES	Legal General	11,797.50
120-0000-52200	PROFESSIONAL SERVICES...	Legal/Miramonte	954.00
120-0000-52200	PROFESSIONAL SERVICES...	Legal/Almond Acres	291.50

Vendor Number	Vendor Name	Payment Date	Payment Type	Discount Amount	Payment Amount	Number
LANDMARK	LANDMARK IRRIGATION INC	07/28/2026	Regular	0.00	105.08	60729

Payable #	Payable Type	Post Date	Payable Description	Discount Amount	Payable Amount
2065	Invoice	06/30/2026	BNR#1- Leak Repairs- PAZONE	0.00	105.08

Account Number	Account Name	Item Description	Distribution Amount
310-0000-52525	REPAIRS & MAINTENANCE..	BNR#1- Leak Repairs- PAZONE	105.08

Vendor Number	Vendor Name	Payment Date	Payment Type	Discount Amount	Payment Amount	Number
LOCAL PLUMBING	LOCAL PLUMBING SERVICES LLC	07/28/2026	Regular	0.00	922.00	60730

Payable #	Payable Type	Post Date	Payable Description	Discount Amount	Payable Amount
17367073	Invoice	06/30/2026	HVAC Installation	0.00	922.00

Account Number	Account Name	Item Description	Distribution Amount
310-0000-57000	CAPITAL OUTLAY - IMPR...	HVAC Installation	922.00

Vendor Number	Vendor Name	Payment Date	Payment Type	Discount Amount	Payment Amount	Number
MNS	MNS ENGINEERS, INC	07/28/2026	Regular	0.00	44,953.75	60731

Payable #	Payable Type	Post Date	Payable Description	Discount Amount	Payable Amount
26060805	Invoice	06/30/2026	West St. Rd. Diet	0.00	15,247.50
26070122R	Invoice	06/30/2026	West St. Rd. DIET	0.00	29,436.25
26070173	Invoice	06/30/2026	UCDR Grant Admin.	0.00	270.00

Account Number	Account Name	Item Description	Distribution Amount
410-0000-57000	CAPITAL OUTLAY - IMPR...	West St. Rd. Diet	15,247.50
410-0000-57000	CAPITAL OUTLAY - IMPR...	West St. Rd. DIET	29,436.25
213-0000-52200	PROFESSIONAL SERVICES...	UCDR Grant Admin.	270.00

Vendor Number	Vendor Name	Payment Date	Payment Type	Discount Amount	Payment Amount	Number
MOBAAN	MONTEREY BAY ANALYTICAL SERVICES	07/28/2026	Regular	0.00	911.70	60732

Payable #	Payable Type	Post Date	Payable Description	Discount Amount	Payable Amount
260611_089	Invoice	06/30/2026	Outfall A- Testing	0.00	415.80
260624_073	Invoice	06/30/2026	WW Weekly- 6/24/26	0.00	495.90

Account Number	Account Name	Item Description	Distribution Amount
310-0000-52170	PROGRAM COST	Outfall A- Testing	415.80

Vendor Number	Vendor Name	Payment Date	Payment Type	Discount Amount	Payment Amount	Number
	310-0000-52053 LAB ANALYSIS & TESTING		WW Weekly- 6/24/26		495.90	
MCSHER	MONTEREY COUNTY SHERIFF'S OFFICE	07/28/2026	Regular	0.00	13,288.53	60733
Payable #	**Payable Type**	**Post Date**	**Payable Description**	**Discount Amount**	**Payable Amount**	
	Account Number	**Account Name**	**Item Description**	**Distribution Amount**		
3344	Invoice	06/30/2026	CJIS	0.00	13,288.53	
	100-1400-52520	MAINTENANCE AGREEM...	CJIS		13,288.53	
P.G.E.	PACIFIC GAS & ELECTRIC	07/28/2026	Regular	0.00	58.44	60734
Payable #	**Payable Type**	**Post Date**	**Payable Description**	**Discount Amount**	**Payable Amount**	
	Account Number	**Account Name**	**Item Description**	**Distribution Amount**		
060926	Invoice	06/30/2026	Lights	0.00	58.44	
	410-0000-52400	UTILITIES	Lights		58.44	
PENINS	PENINSULA WELDING & MEDICAL SUPPLY, INC.	07/28/2026	Regular	0.00	454.80	60735
Payable #	**Payable Type**	**Post Date**	**Payable Description**	**Discount Amount**	**Payable Amount**	
	Account Number	**Account Name**	**Item Description**	**Distribution Amount**		
298690	Invoice	06/30/2026	Welding Gas- Shop	0.00	454.80	
	310-0000-52525	REPAIRS & MAINTENANCE..	Welding Gas- Shop		454.80	
PLACEW	PLACEWORKS, INC.	07/28/2026	Regular	0.00	587.50	60736
Payable #	**Payable Type**	**Post Date**	**Payable Description**	**Discount Amount**	**Payable Amount**	
	Account Number	**Account Name**	**Item Description**	**Distribution Amount**		
SOLE-04.0-20	Invoice	06/30/2026	SOLE-4.0-20	0.00	587.50	
	100-1200-52200	PROFESSIONAL SERVICES...	SOLE-4.0-20		587.50	
TERMIN	RENTOKIL NORTH AMERICA INC	07/28/2026	Regular	0.00	64.95	60737
Payable #	**Payable Type**	**Post Date**	**Payable Description**	**Discount Amount**	**Payable Amount**	
	Account Number	**Account Name**	**Item Description**	**Distribution Amount**		
473188322	Invoice	06/30/2026	Fire Dept Pest Control	0.00	64.95	
	100-1450-52400	UTILITIES	Fire Dept Pest Control		64.95	
RINCON	RINCON CONSULTANTS, INC.	07/28/2026	Regular	0.00	2,351.47	60738
Payable #	**Payable Type**	**Post Date**	**Payable Description**	**Discount Amount**	**Payable Amount**	
	Account Number	**Account Name**	**Item Description**	**Distribution Amount**		
73964	Invoice	06/30/2026	2025 UWMP Update	0.00	2,351.47	
	309-0000-57000	CAPITAL OUTLAY - IMPR...	2025 UWMP Update		2,351.47	
ROYALFLUSH	ROYAL FLUSH PUMPING & SANITATION	07/28/2026	Regular	0.00	808.00	60739
Payable #	**Payable Type**	**Post Date**	**Payable Description**	**Discount Amount**	**Payable Amount**	
	Account Number	**Account Name**	**Item Description**	**Distribution Amount**		
1296	Invoice	06/30/2026	Portable Restroom Rental	0.00	377.50	
	310-0000-52200	PROFESSIONAL SERVICES...	Portable Restroom Rental		377.50	
1297	Invoice	06/30/2026	Porta Pottie Rental	0.00	430.50	
	312-0000-52200	PROFESSIONAL SERVICES...	Porta Pottie Rental		430.50	
RUGGER	RUGGERI-JENSEN-AZAR	07/28/2026	Regular	0.00	885.00	60740
Payable #	**Payable Type**	**Post Date**	**Payable Description**	**Discount Amount**	**Payable Amount**	
	Account Number	**Account Name**	**Item Description**	**Distribution Amount**		
99045	Invoice	06/30/2026	Lot Survey - City Property Svcs through 6/...	0.00	885.00	
	773-0000-52200	PROFESSIONAL SERVICES...	Lot Survey - City Property Svcs t...		885.00	
SALSOL	SALINAS VALLEY SOLID WASTE AUTHORITY	07/28/2026	Regular	0.00	78,752.85	60741
Payable #	**Payable Type**	**Post Date**	**Payable Description**	**Discount Amount**	**Payable Amount**	
	Account Number	**Account Name**	**Item Description**	**Distribution Amount**		
26793	Invoice	06/30/2026	Solid Waste Fees/ June 2026	0.00	22,616.00	
	311-0000-52230	LEASE CONTRACTS	Solid Waste Fees/ June 2026		22,616.00	
26900	Invoice	06/30/2026	Solid Waste Fees/June 2026	0.00	56,136.85	
	311-0000-52230	LEASE CONTRACTS	Solid Waste Fees/June 2026		56,136.85	

Vendor Number	Vendor Name	Payment Date	Payment Type	Discount Amount	Payment Amount	Number
MEDCLE	SANDRA LOPEZ MEDINA	07/28/2026	Regular	0.00	225.00	60742

Payable #	Payable Type	Post Date	Payable Description	Discount Amount	Payable Amount
20126	Invoice	06/30/2026	Unit Disinfecting	0.00	225.00

Account Number	Account Name	Item Description	Distribution Amount
100-1400-52080	FLEET SERVICES	Unit Disinfecting	225.00

SAVEWH	SAVE THE WHALES	07/28/2026	Regular	0.00	17,225.00	60743

Payable #	Payable Type	Post Date	Payable Description	Discount Amount	Payable Amount
2026-1	Invoice	06/30/2026	SW Public Education/Outreach	0.00	17,225.00

Account Number	Account Name	Item Description	Distribution Amount
310-0000-52170	PROGRAM COST	SW Public Education/Outreach	17,225.00

SMILE	SMILE BUSINESS PRODUCTS, INC.	07/28/2026	Regular	0.00	1,411.40	60744

Payable #	Payable Type	Post Date	Payable Description	Discount Amount	Payable Amount
1351221	Invoice	06/30/2026	Copier- Gateway Center	0.00	39.90
1351222	Invoice	06/30/2026	Copier- PD	0.00	215.00
1351223	Invoice	06/30/2026	Copier-CH	0.00	386.06
1357380	Invoice	06/30/2026	Copier- Gateway Center	0.00	63.09
1357381	Invoice	06/30/2026	Copier-PD	0.00	160.42
1357382	Invoice	06/30/2026	Copier- CH	0.00	128.05
1362687	Invoice	06/30/2026	Copier-Gateway Center	0.00	39.90
1362688	Invoice	06/30/2026	Copier-PD	0.00	184.06
1362689	Invoice	06/30/2026	Copier- CH	0.00	194.92

Account Number	Account Name	Item Description	Distribution Amount
100-1200-52520	MAINTENANCE AGREEM...	Copier- Gateway Center	39.90
100-1400-52520	MAINTENANCE AGREEM...	Copier- PD	215.00
100-8000-52520	MAINTENANCE AGREEM...	Copier-CH	386.06
100-1200-52520	MAINTENANCE AGREEM...	Copier- Gateway Center	63.09
100-1400-52520	MAINTENANCE AGREEM...	Copier-PD	160.42
100-8000-52520	MAINTENANCE AGREEM...	Copier- CH	128.05
100-1200-52520	MAINTENANCE AGREEM...	Copier-Gateway Center	39.90
100-1400-52520	MAINTENANCE AGREEM...	Copier-PD	184.06
100-8000-52520	MAINTENANCE AGREEM...	Copier- CH	194.92

SPCAMO	SPCA OF MONTEREY COUNTY	07/28/2026	Regular	0.00	10,660.00	60745

Payable #	Payable Type	Post Date	Payable Description	Discount Amount	Payable Amount
6-26	Invoice	06/30/2026	SPCA-Fees	0.00	10,660.00

Account Number	Account Name	Item Description	Distribution Amount
312-0000-52235	ANIMAL SERVICES	SPCA-Fees	10,660.00

SPECT	SPECTRUM	07/28/2026	Regular	0.00	150.00	60746

Payable #	Payable Type	Post Date	Payable Description	Discount Amount	Payable Amount
107895501060726	Invoice	06/30/2026	Corpyard Internet	0.00	150.00

Account Number	Account Name	Item Description	Distribution Amount
100-2100-52520	MAINTENANCE AGREEM...	Backup Internet CH	150.00

SPECT	SPECTRUM	07/28/2026	Regular	0.00	130.00	60747

Payable #	Payable Type	Post Date	Payable Description	Discount Amount	Payable Amount
156875601060726	Invoice	06/30/2026	Backup Internet CH	0.00	130.00

Account Number	Account Name	Item Description	Distribution Amount
100-1320-52520	MAINTENANCE AGREEM...	Backup Internet CH	130.00

STAPLE	STAPLES BUSINESS CREDIT	07/28/2026	Regular	0.00	375.85	60748

Payable #	Payable Type	Post Date	Payable Description	Discount Amount	Payable Amount
6066984549	Invoice	06/30/2026	FD- Station Supplies	0.00	375.85

Account Number	Account Name	Item Description	Distribution Amount
100-1450-52041	OPERATIONAL SUPPLIES	FD- Station Supplies	375.85

Vendor Number	Vendor Name	Payment Date	Payment Type	Discount Amount	Payment Amount	Number
TL ENG	TL ENGINEERING	07/28/2026	Regular	0.00	520.00	60749

Payable #	Payable Type	Post Date	Payable Description	Discount Amount	Payable Amount
1919	Invoice	06/30/2026	Development Review (Santa Elena)	0.00	520.00

Account Number	Account Name	Item Description	Distribution Amount
412-0000-52200	PROFESSIONAL SERVICES...	Development Review (Santa Ele...	520.00

Vendor Number	Vendor Name	Payment Date	Payment Type	Discount Amount	Payment Amount	Number
TRUSSE	TRUSSELL TECHNOLOGIES, INC.	07/28/2026	Regular	0.00	4,390.66	60750

Payable #	Payable Type	Post Date	Payable Description	Discount Amount	Payable Amount
0000011601	Invoice	06/30/2026	Onsite Support for UV	0.00	4,390.66

Account Number	Account Name	Item Description	Distribution Amount
310-0000-52200	PROFESSIONAL SERVICES...	Onsite Support for UV	4,390.66

Vendor Number	Vendor Name	Payment Date	Payment Type	Discount Amount	Payment Amount	Number
TYLER	TYLER TECHNOLOGIES	07/28/2026	Regular	0.00	2,273.81	60751

Payable #	Payable Type	Post Date	Payable Description	Discount Amount	Payable Amount
025-557738	Invoice	06/30/2026	Tyler Payments Hardware	0.00	757.94
025-559759	Invoice	06/30/2026	Tyler Payments Hardware	0.00	1,515.87

Account Number	Account Name	Item Description	Distribution Amount
100-8000-52520	MAINTENANCE AGREEM...	Tyler Payments Hardware	303.17
309-0000-52520	MAINTENANCE AGREEM...	Tyler Payments Hardware	151.59
310-0000-52520	MAINTENANCE AGREEM...	Tyler Payments Hardware	151.59
311-0000-52520	MAINTENANCE AGREEM...	Tyler Payments Hardware	151.59
100-8000-52520	MAINTENANCE AGREEM...	Tyler Payments Hardware	606.35
309-0000-52520	MAINTENANCE AGREEM...	Tyler Payments Hardware	303.17
310-0000-52520	MAINTENANCE AGREEM...	Tyler Payments Hardware	303.17
311-0000-52520	MAINTENANCE AGREEM...	Tyler Payments Hardware	303.18

Vendor Number	Vendor Name	Payment Date	Payment Type	Discount Amount	Payment Amount	Number
USBANP	U.S. BANK CORPORATE PAYMENT SYSTEM	07/28/2026	Regular	0.00	2,616.51	60752

Payable #	Payable Type	Post Date	Payable Description	Discount Amount	Payable Amount
070626BT	Invoice	06/30/2026	Credit Card Purchases	0.00	1,496.43
070626DN	Invoice	06/30/2026	Credit Card Purchases	0.00	427.98
070626EM	Invoice	06/30/2026	Credit Card Purchases	0.00	77.50
070626FL	Invoice	06/30/2026	Uniforms- Annual- Celaya	0.00	177.27
070626HR	Invoice	06/30/2026	Breakroom Refrigerator Gasket	0.00	127.07
070626PV	Invoice	06/30/2026	Credit Crad Purchases	0.00	310.26

Account Number	Account Name	Item Description	Distribution Amount
100-1200-52091	TRAVEL, MEETINGS & TRA..	Lunch for Workforce Housing W...	170.04
100-1200-52091	TRAVEL, MEETINGS & TRA..	Lunch for Workforce Housing W...	47.49
100-1200-52200	PROFESSIONAL SERVICES...	Recopy Official Records Copies	32.50
100-1250-52091	TRAVEL, MEETINGS & TRA..	Exam for Permit Tech	255.00
121-0000-52200	PROFESSIONAL SERVICES...	Container Rental	358.51
121-0000-52200	PROFESSIONAL SERVICES...	Streaming Service	19.99
121-0000-52200	PROFESSIONAL SERVICES...	Container Balance to Close Act	387.67
121-0000-52200	PROFESSIONAL SERVICES...	Storage Rental	175.00
121-0000-52525	REPAIRS & MAINTENANCE..	Sendero Batteries	50.23
100-1100-52010	MEMBERSHIP DUES	California Municipal Clerks Asso...	300.00
100-1100-52040	OFFICE SUPPLIES	Powerstrip for Postage Machine ...	25.12
100-1100-52115	SUNDRY	Sympathy Flowers to Saavedra F...	88.46
100-1100-52200	PROFESSIONAL SERVICES...	Certified Mail Postage- Elections...	14.40
100-2400-52040	OFFICE SUPPLIES	Dessert	27.50
100-2400-52040	OFFICE SUPPLIES	Coffee Traveler	22.00
100-2400-52040	OFFICE SUPPLIES	Coffee Traveler	28.00
100-1400-52040	OFFICE SUPPLIES	Boots	177.27
100-8000-52525	REPAIRS & MAINTENANCE..	Breakroom Refrigerator Gasket	127.07
100-1400-52048	UNIFORM PURCHASE	Work Boots	187.68
100-1400-52200	PROFESSIONAL SERVICES...	Cable Service	122.58

Vendor Number	Vendor Name	Payment Date	Payment Type	Discount Amount	Payment Amount	Number
UTILTE	UTILITY TELECOM GROUP, LLC	07/28/2026	Regular	0.00	8,696.04	60753

Vendor Number / Payable #	Vendor Name / Payable Type / Account Number	Post Date / Account Name	Payment Date / Payable Description / Item Description	Payment Type	Discount Amount / Discount Amount / Distribution Amount	Payment Amount / Payable Amount	Number
90239000000026...	Invoice	06/30/2026	Telephone		0.00	8,696.04	
	100-8000-52410	TELEPHONE/DATA/PAGER		Telephone		8,696.04	
VERIZO	VERIZON WIRELESS		07/28/2026	Regular	0.00	120.03	60754
6146726734	Invoice	06/30/2026	LLP Internet		0.00	120.03	
	100-1320-52520	MAINTENANCE AGREEM...		LLP Internet		120.03	
AFLAC	AFLAC HEADQUARTERS		08/07/2026	Regular	0.00	2,523.85	60823
INV0001668	Invoice	08/07/2026	AFLAC CONTRIBUTION		0.00	1,141.03	
	100-0000-21140	AFLAC PAYABLE		AFLAC CONTRIBUTION		303.43	
	213-0000-21140	AFLAC PAYABLE		AFLAC CONTRIBUTION		1.63	
	309-0000-21140	AFLAC PAYABLE		AFLAC CONTRIBUTION		219.69	
	310-0000-21140	AFLAC PAYABLE		AFLAC CONTRIBUTION		528.17	
	311-0000-21140	AFLAC PAYABLE		AFLAC CONTRIBUTION		31.93	
	312-0000-21140	AFLAC PAYABLE		AFLAC CONTRIBUTION		7.27	
	410-0000-21140	AFLAC PAYABLE		AFLAC CONTRIBUTION		48.91	
INV0001669	Invoice	08/07/2026	AFLAC CONTRIBUTION		0.00	1,382.82	
	100-0000-21140	AFLAC PAYABLE		AFLAC CONTRIBUTION		665.38	
	213-0000-21140	AFLAC PAYABLE		AFLAC CONTRIBUTION		2.73	
	309-0000-21140	AFLAC PAYABLE		AFLAC CONTRIBUTION		239.25	
	310-0000-21140	AFLAC PAYABLE		AFLAC CONTRIBUTION		383.36	
	311-0000-21140	AFLAC PAYABLE		AFLAC CONTRIBUTION		39.73	
	312-0000-21140	AFLAC PAYABLE		AFLAC CONTRIBUTION		7.37	
	410-0000-21140	AFLAC PAYABLE		AFLAC CONTRIBUTION		45.00	
CALIFS	CALIFORNIA STATE DISBURSEMENT UNIT		08/07/2026	Regular	0.00	1,556.87	60824
INV0001672	Invoice	08/07/2026	CHILD SUPPORT CONTRIBUTION		0.00	1,556.87	
	100-0000-21194	CHILD SUPPORT/GARNISH...		CHILD SUPPORT CONTRIBUTION		1,402.13	
	312-0000-21194	CHILD SUPPORT/GARNISH...		CHILD SUPPORT CONTRIBUTION		75.76	
	410-0000-21194	CHILD SUPPORT/GARNISH...		CHILD SUPPORT CONTRIBUTION		78.98	
COMM F	COMMUNITY FOUNDATION FOR MONTEREY CC		08/07/2026	Regular	0.00	115.00	60825
INV0001671	Invoice	08/07/2026	CAPITAL CAMPAIGN DONATION		0.00	115.00	
	100-0000-21195	MISC. PAYROLL DEDUCTI...		CAPITAL CAMPAIGN DONATION		89.32	
	309-0000-21195	MISC. PAYROLL DEDUCTI...		CAPITAL CAMPAIGN DONATION		10.29	
	310-0000-21195	MISC. PAYROLL DEDUCTI...		CAPITAL CAMPAIGN DONATION		10.29	
	311-0000-21195	MISC. PAYROLL DEDUCTI...		CAPITAL CAMPAIGN DONATION		5.10	
FTB	FRANCHISE TAX BOARD		08/07/2026	Regular	0.00	200.00	60826
INV0001677	Invoice	08/07/2026	Franchise Tax Board		0.00	200.00	
	100-0000-21194	CHILD SUPPORT/GARNISH...		Franchise Tax Board		200.00	
VANTAG	MISSION SQUARE-303584		08/07/2026	Regular	0.00	13,722.95	60827

Vendor Number / Payable #	Vendor Name / Payable Type / Account Number	Post Date	Payment Date / Payable Description / Account Name	Payment Type / Item Description	Discount Amount / Distribution Amount	Payment Amount / Payable Amount	Number
INV0001666	Invoice	08/07/2026	EMPLOYEE DEDUCTION		0.00	1,818.33	
	100-0000-21210		ICMA PAYABLE	EMPLOYEE DEDUCTION		240.52	
	213-0000-21210		ICMA PAYABLE	EMPLOYEE DEDUCTION		19.63	
	309-0000-21210		ICMA PAYABLE	EMPLOYEE DEDUCTION		461.96	
	310-0000-21210		ICMA PAYABLE	EMPLOYEE DEDUCTION		1,049.40	
	311-0000-21210		ICMA PAYABLE	EMPLOYEE DEDUCTION		41.85	
	312-0000-21210		ICMA PAYABLE	EMPLOYEE DEDUCTION		4.97	
INV0001667	Invoice	08/07/2026	457 ROTH		0.00	60.00	
	310-0000-21145		DEFERRED COMP. PAYAB...	457 ROTH		60.00	
INV0001673	Invoice	08/07/2026	Directors' 7% Ret. Contr.		0.00	990.82	
	100-0000-21171		PERS	Directors' 7% Ret. Contr.		387.63	
	309-0000-21171		PERS	Directors' 7% Ret. Contr.		217.43	
	310-0000-21171		PERS	Directors' 7% Ret. Contr.		217.43	
	311-0000-21171		PERS	Directors' 7% Ret. Contr.		168.33	
INV0001674	Invoice	08/07/2026	DEFERRED-EMPLOYEE PORTION		0.00	10,040.00	
	100-0000-21145		DEFERRED COMP. PAYAB...	DEFERRED-EMPLOYEE PORTION		4,610.20	
	213-0000-21145		DEFERRED COMP. PAYAB...	DEFERRED-EMPLOYEE PORTION		41.07	
	309-0000-21145		DEFERRED COMP. PAYAB...	DEFERRED-EMPLOYEE PORTION		1,968.75	
	310-0000-21145		DEFERRED COMP. PAYAB...	DEFERRED-EMPLOYEE PORTION		2,358.82	
	311-0000-21145		DEFERRED COMP. PAYAB...	DEFERRED-EMPLOYEE PORTION		596.42	
	312-0000-21145		DEFERRED COMP. PAYAB...	DEFERRED-EMPLOYEE PORTION		130.78	
	410-0000-21145		DEFERRED COMP. PAYAB...	DEFERRED-EMPLOYEE PORTION		333.96	
INV0001675	Invoice	08/07/2026	DEFERRED-EMPLOYEE PORTION		0.00	813.80	
	100-0000-21145		DEFERRED COMP. PAYAB...	DEFERRED-EMPLOYEE PORTION		813.80	
PRINCI	PRINCIPAL LIFE INSURANCE COMPANY		08/07/2026	Regular	0.00	529.90	60828
INV0001699	Invoice	08/07/2026	VISION INSURANCE		0.00	529.90	
	402-0000-48011		CITY EMPLOYEE CONTRIB...	VISION INSURANCE		529.90	
PRINCI	PRINCIPAL LIFE INSURANCE COMPANY		08/07/2026	Regular	0.00	3,507.69	60829
INV0001676	Invoice	08/07/2026	DENTAL INSURANCE		0.00	3,507.69	
	100-0000-21160		MEDICAL INSURANCE PA...	DENTAL INSURANCE		2,086.38	
	121-0000-21160		MEDICAL INSURANCE PA...	DENTAL INSURANCE		56.61	
	213-0000-21160		MEDICAL INSURANCE PA...	DENTAL INSURANCE		15.25	
	309-0000-21160		MEDICAL INSURANCE PA...	DENTAL INSURANCE		476.98	
	310-0000-21160		MEDICAL INSURANCE PA...	DENTAL INSURANCE		698.67	
	311-0000-21160		MEDICAL INSURANCE PA...	DENTAL INSURANCE		64.70	
	312-0000-21160		MEDICAL INSURANCE PA...	DENTAL INSURANCE		37.71	
	410-0000-21160		MEDICAL INSURANCE PA...	DENTAL INSURANCE		71.37	
	531-0000-21160		MEDICAL INSURANCE PA...	DENTAL INSURANCE		0.02	
SEIU L	SEIU LOCAL 521		08/07/2026	Regular	0.00	1,339.10	60830
INV0001693	Invoice	08/07/2026	EMPLOYEE CONTRIBUTION		0.00	38.00	
	100-0000-21185		SEIU LOCAL 521	EMPLOYEE CONTRIBUTION		24.26	
	309-0000-21185		SEIU LOCAL 521	EMPLOYEE CONTRIBUTION		1.03	
	310-0000-21185		SEIU LOCAL 521	EMPLOYEE CONTRIBUTION		10.20	
	312-0000-21185		SEIU LOCAL 521	EMPLOYEE CONTRIBUTION		0.47	
	410-0000-21185		SEIU LOCAL 521	EMPLOYEE CONTRIBUTION		2.04	
INV0001694	Invoice	08/07/2026	EMPLOYEE CONTRIBUTION		0.00	1,301.10	
	100-0000-21185		SEIU LOCAL 521	EMPLOYEE CONTRIBUTION		468.18	
	213-0000-21185		SEIU LOCAL 521	EMPLOYEE CONTRIBUTION		3.24	

Vendor Number	Vendor Name	Payment Date	Payment Type	Discount Amount	Payment Amount	Number
309-0000-21185	SEIU LOCAL 521	EMPLOYEE CONTRIBUTION		277.31		
310-0000-21185	SEIU LOCAL 521	EMPLOYEE CONTRIBUTION		504.53		
311-0000-21185	SEIU LOCAL 521	EMPLOYEE CONTRIBUTION		9.34		
312-0000-21185	SEIU LOCAL 521	EMPLOYEE CONTRIBUTION		11.73		
410-0000-21185	SEIU LOCAL 521	EMPLOYEE CONTRIBUTION		26.77		
SPOA	SOLEDAD POLICE OFFICERS ASSOCIATION	08/07/2026	Regular	0.00	840.00	60831
Payable #	**Payable Type**	**Post Date**	**Payable Description**	**Discount Amount**	**Payable Amount**	
Account Number	**Account Name**		**Item Description**	**Distribution Amount**		
INV0001697	Invoice	08/07/2026	POLICE OFFICERS CONTRIBUTIONS	0.00	840.00	
100-0000-21190	SOLEDAD POLICE OFFICE...		POLICE OFFICERS CONTRIBUTIO...	840.00		
STPERS	STATE OF CALIFORNIA PERS	08/07/2026	Regular	0.00	65,366.37	60832
Payable #	**Payable Type**	**Post Date**	**Payable Description**	**Discount Amount**	**Payable Amount**	
Account Number	**Account Name**		**Item Description**	**Distribution Amount**		
INV0001679	Invoice	08/07/2026	CHIEF & LIEUTENANT	0.00	3,372.89	
100-0000-21171	PERS		CHIEF & LIEUTENANT	3,372.89		
INV0001680	Invoice	08/07/2026	City of Soledad Conf PEPRA	0.00	313.66	
100-0000-21171	PERS		City of Soledad Conf PEPRA	156.85		
309-0000-21171	PERS		City of Soledad Conf PEPRA	62.74		
310-0000-21171	PERS		City of Soledad Conf PEPRA	62.74		
311-0000-21171	PERS		City of Soledad Conf PEPRA	31.33		
INV0001681	Invoice	08/07/2026	EMPLOYEE CONTRIBUTION	0.00	12,855.11	
100-0000-21171	PERS		EMPLOYEE CONTRIBUTION	6,101.18		
121-0000-21171	PERS		EMPLOYEE CONTRIBUTION	231.26		
213-0000-21171	PERS		EMPLOYEE CONTRIBUTION	48.08		
309-0000-21171	PERS		EMPLOYEE CONTRIBUTION	1,580.95		
310-0000-21171	PERS		EMPLOYEE CONTRIBUTION	3,422.50		
311-0000-21171	PERS		EMPLOYEE CONTRIBUTION	409.94		
312-0000-21171	PERS		EMPLOYEE CONTRIBUTION	132.84		
410-0000-21171	PERS		EMPLOYEE CONTRIBUTION	928.00		
531-0000-21171	PERS		EMPLOYEE CONTRIBUTION	0.36		
INV0001682	Invoice	08/07/2026	City of Soledad Regular Empl	0.00	13,474.60	
100-0000-21171	PERS		City of Soledad Regular Empl	6,403.38		
121-0000-21171	PERS		City of Soledad Regular Empl	236.63		
213-0000-21171	PERS		City of Soledad Regular Empl	49.20		
309-0000-21171	PERS		City of Soledad Regular Empl	1,681.85		
310-0000-21171	PERS		City of Soledad Regular Empl	3,566.19		
311-0000-21171	PERS		City of Soledad Regular Empl	451.53		
312-0000-21171	PERS		City of Soledad Regular Empl	135.88		
410-0000-21171	PERS		City of Soledad Regular Empl	949.57		
531-0000-21171	PERS		City of Soledad Regular Empl	0.37		
INV0001683	Invoice	08/07/2026	City of Soledad Police	0.00	9,941.47	
100-0000-21171	PERS		City of Soledad Police	9,941.47		
INV0001684	Invoice	08/07/2026	City of Soledad Conf. Employee	0.00	351.78	
100-0000-21171	PERS		City of Soledad Conf. Employee	179.36		
309-0000-21171	PERS		City of Soledad Conf. Employee	86.21		
310-0000-21171	PERS		City of Soledad Conf. Employee	86.21		
INV0001685	Invoice	08/07/2026	City of Soledad Reg Managers	0.00	592.51	
100-0000-21171	PERS		City of Soledad Reg Managers	154.27		
213-0000-21171	PERS		City of Soledad Reg Managers	21.16		
309-0000-21171	PERS		City of Soledad Reg Managers	142.85		
310-0000-21171	PERS		City of Soledad Reg Managers	142.85		
311-0000-21171	PERS		City of Soledad Reg Managers	57.13		
312-0000-21171	PERS		City of Soledad Reg Managers	28.56		
410-0000-21171	PERS		City of Soledad Reg Managers	45.69		
INV0001686	Invoice	08/07/2026	City of Soledad Managers	0.00	861.67	
100-0000-21171	PERS		City of Soledad Managers	224.35		

Vendor Number	Vendor Name		Payment Date	Payment Type	Discount Amount	Payment Amount	Number
	213-0000-21171	PERS		City of Soledad Managers		30.77	
	309-0000-21171	PERS		City of Soledad Managers		207.74	
	310-0000-21171	PERS		City of Soledad Managers		207.74	
	311-0000-21171	PERS		City of Soledad Managers		83.10	
	312-0000-21171	PERS		City of Soledad Managers		41.54	
	410-0000-21171	PERS		City of Soledad Managers		66.43	
INV0001687	Invoice	08/07/2026	City of Soledad Police		0.00	1,303.60	
	100-0000-21171	PERS		City of Soledad Police		1,303.60	
INV0001688	Invoice	08/07/2026	City of Soledad Police		0.00	1,126.36	
	100-0000-21171	PERS		City of Soledad Police		1,126.36	
INV0001689	Invoice	08/07/2026	City of Soledad Police		0.00	665.40	
	100-0000-21171	PERS		City of Soledad Police		665.40	
INV0001690	Invoice	08/07/2026	City of Soledad Police		0.00	9,827.12	
	100-0000-21171	PERS		City of Soledad Police		9,827.12	
INV0001691	Invoice	08/07/2026	EMPLOYEE CONTRIBUTION		0.00	4,143.21	
	100-0000-21171	PERS		EMPLOYEE CONTRIBUTION		1,638.86	
	213-0000-21171	PERS		EMPLOYEE CONTRIBUTION		35.33	
	309-0000-21171	PERS		EMPLOYEE CONTRIBUTION		1,046.48	
	310-0000-21171	PERS		EMPLOYEE CONTRIBUTION		975.00	
	311-0000-21171	PERS		EMPLOYEE CONTRIBUTION		69.39	
	312-0000-21171	PERS		EMPLOYEE CONTRIBUTION		113.88	
	410-0000-21171	PERS		EMPLOYEE CONTRIBUTION		264.27	
INV0001692	Invoice	08/07/2026	City of Soledad Regular Empl		0.00	6,536.99	
	100-0000-21171	PERS		City of Soledad Regular Empl		2,644.06	
	213-0000-21171	PERS		City of Soledad Regular Empl		51.38	
	309-0000-21171	PERS		City of Soledad Regular Empl		1,647.22	
	310-0000-21171	PERS		City of Soledad Regular Empl		1,543.36	
	311-0000-21171	PERS		City of Soledad Regular Empl		100.87	
	312-0000-21171	PERS		City of Soledad Regular Empl		165.58	
	410-0000-21171	PERS		City of Soledad Regular Empl		384.52	
	Void		08/07/2026	Regular	0.00	0.00	60833
SUNLIF	SUN LIFE ASSURANCE COMPANY OF CANADA		08/07/2026	Regular	0.00	2,696.22	60834

Payable #	Payable Type	Post Date	Payable Description		Discount Amount	Payable Amount
	Account Number	**Account Name**		**Item Description**	**Distribution Amount**	
INV0001678	Invoice	08/07/2026	LIFE, AD&D, LTD		0.00	1,294.44
	100-0000-21150	INSURANCE PAYABLE		LIFE, AD&D, LTD	772.34	
	121-0000-21150	INSURANCE PAYABLE		LIFE, AD&D, LTD	12.07	
	213-0000-21150	INSURANCE PAYABLE		LIFE, AD&D, LTD	5.69	
	309-0000-21150	INSURANCE PAYABLE		LIFE, AD&D, LTD	157.74	
	310-0000-21150	INSURANCE PAYABLE		LIFE, AD&D, LTD	244.15	
	311-0000-21150	INSUARNCE PAYABLE		LIFE, AD&D, LTD	30.55	
	312-0000-21150	INSURANCE PAYABLE		LIFE, AD&D, LTD	15.39	
	410-0000-21150	INSURANCE PAYABLE		LIFE, AD&D, LTD	56.49	
	531-0000-21150	INSURANCE PAYABLE		LIFE, AD&D, LTD	0.02	
INV0001695	Invoice	08/07/2026	LIFE, AD&D, LTD		0.00	1,056.19
	100-0000-21150	INSURANCE PAYABLE		LIFE, AD&D, LTD	622.57	
	121-0000-21150	INSURANCE PAYABLE		LIFE, AD&D, LTD	11.60	
	213-0000-21150	INSURANCE PAYABLE		LIFE, AD&D, LTD	3.87	
	309-0000-21150	INSURANCE PAYABLE		LIFE, AD&D, LTD	126.98	
	310-0000-21150	INSURANCE PAYABLE		LIFE, AD&D, LTD	207.02	
	311-0000-21150	INSUARNCE PAYABLE		LIFE, AD&D, LTD	21.48	
	312-0000-21150	INSURANCE PAYABLE		LIFE, AD&D, LTD	12.88	
	410-0000-21150	INSURANCE PAYABLE		LIFE, AD&D, LTD	49.77	
	531-0000-21150	INSURANCE PAYABLE		LIFE, AD&D, LTD	0.02	
INV0001696	Invoice	08/07/2026	SUPPLEMENTAL		0.00	345.59
	100-0000-21150	INSURANCE PAYABLE		SUPPLEMENTAL	194.99	
	121-0000-21150	INSURANCE PAYABLE		SUPPLEMENTAL	1.55	

Vendor Number	Vendor Name		Payment Date	Payment Type	Discount Amount	Payment Amount	Number
	213-0000-21150	INSURANCE PAYABLE		SUPPLEMENTAL		4.06	
	309-0000-21150	INSURANCE PAYABLE		SUPPLEMENTAL		40.85	
	310-0000-21150	INSURANCE PAYABLE		SUPPLEMENTAL		62.11	
	311-0000-21150	INSUARNCE PAYABLE		SUPPLEMENTAL		13.17	
	312-0000-21150	INSURANCE PAYABLE		SUPPLEMENTAL		5.96	
	410-0000-21150	INSURANCE PAYABLE		SUPPLEMENTAL		22.90	
AZCARES	Support Payment Clearinghouse		08/07/2026	Regular	0.00	601.38	60835
Payable #	**Payable Type**	**Post Date**	**Payable Description**		**Discount Amount**	**Payable Amount**	
	Account Number	**Account Name**		**Item Description**	**Distribution Amount**		
INV0001670	Invoice	08/07/2026	CHILD SUPPORT CONTRIBUTION		0.00	601.38	
	100-0000-21194	CHILD SUPPORT/GARNISH..		CHILD SUPPORT CONTRIBUTION	601.38		
VRCFTB	VEHICLE REGISTRATION COLLECTIONS		08/07/2026	Regular	0.00	111.71	60836
Payable #	**Payable Type**	**Post Date**	**Payable Description**		**Discount Amount**	**Payable Amount**	
	Account Number	**Account Name**		**Item Description**	**Distribution Amount**		
INV0001698	Invoice	08/07/2026	Vehicle Registration Collections		0.00	111.71	
	100-0000-21214	CHILD SUPPORT/GARNISH..		Vehicle Registration Collections	111.71		
4LEAF	4LEAF, INC.		08/07/2026	Regular	0.00	1,826.41	60837
Payable #	**Payable Type**	**Post Date**	**Payable Description**		**Discount Amount**	**Payable Amount**	
	Account Number	**Account Name**		**Item Description**	**Distribution Amount**		
J0878-26D	Invoice	06/30/2026	4Leaf		0.00	1,826.41	
	100-1250-52200	PROFESSIONAL SERVICES...		4Leaf	1,826.41		
AGILEO	AGILE OCCUPATION MEDICINE PC		08/07/2026	Regular	0.00	275.00	60838
Payable #	**Payable Type**	**Post Date**	**Payable Description**		**Discount Amount**	**Payable Amount**	
	Account Number	**Account Name**		**Item Description**	**Distribution Amount**		
EM080920	Invoice	06/30/2026	Pre-employment- Seasonal Staff		0.00	275.00	
	100-2200-52200	PROFESSIONAL SERVICES...		Pre-employment- Seasonal Staff	275.00		
AMAZON	AMAZON CAPITAL SERVICES		08/07/2026	Regular	0.00	2,744.31	60839
Payable #	**Payable Type**	**Post Date**	**Payable Description**		**Discount Amount**	**Payable Amount**	
	Account Number	**Account Name**		**Item Description**	**Distribution Amount**		
1914-4GTV-6P1T	Invoice	06/30/2026	FD- Ops Supplies		0.00	840.89	
	100-1450-52041	OPERATIONAL SUPPLIES		FD- Ops Supplies	840.89		
1GJF-FKYP-9QFT	Invoice	06/30/2026	FD- Office Supplies		0.00	81.40	
	100-1450-52040	OFFICE SUPPLIES		FD- Office Supplies	81.40		
1KXL-XDW3-K3FF	Invoice	06/30/2026	FD- OFFICE		0.00	44.79	
	100-1450-52040	OFFICE SUPPLIES		FD- OFFICE	44.79		
1LNW-MN6C-99...	Invoice	06/30/2026	FD- Operation Items		0.00	459.36	
	100-1450-52041	OPERATIONAL SUPPLIES		FD- Operation Items	459.36		
1R3J-NRY9-CLJL	Invoice	06/30/2026	FD- Operation Supplies		0.00	577.16	
	100-1450-52041	OPERATIONAL SUPPLIES		FD- Operation Supplies	577.16		
1RHJ-7WMN-Q3...	Invoice	06/30/2026	FD- Operation Items		0.00	740.71	
	100-1450-52041	OPERATIONAL SUPPLIES		FD- Operation Items	740.71		
PRIMO	BLUE TRITON BRANDS INC		08/07/2026	Regular	0.00	434.48	60840
Payable #	**Payable Type**	**Post Date**	**Payable Description**		**Discount Amount**	**Payable Amount**	
	Account Number	**Account Name**		**Item Description**	**Distribution Amount**		
06G8720133707	Invoice	06/30/2026	Water		0.00	434.48	
	100-1400-52200	PROFESSIONAL SERVICES...		Water	434.48		
CALIBU	CALIFORNIA BUILDING STANDARDS COMMISSIC		08/07/2026	Regular	0.00	131.40	60841
Payable #	**Payable Type**	**Post Date**	**Payable Description**		**Discount Amount**	**Payable Amount**	
	Account Number	**Account Name**		**Item Description**	**Distribution Amount**		
072126	Invoice	06/30/2026	2nd Qtr Fees		0.00	131.40	
	100-0000-21263	STATE GREEN BUILDING ...		2nd Qtr Fees	131.40		

Vendor Number	Vendor Name	Payment Date	Payment Type	Discount Amount	Payment Amount	Number
CALIBU	CALIFORNIA BUILDING STANDARDS COMMISSIC	08/07/2026	Regular	0.00	73.80	60842

Payable #	Payable Type	Post Date	Payable Description	Discount Amount	Payable Amount
	Account Number	**Account Name**	**Item Description**	**Distribution Amount**	
072126A	Invoice	06/30/2026	1st Qtr Fees	0.00	73.80
	100-0000-21263	STATE GREEN BUILDING ...	1st Qtr Fees	73.80	

CSG CO	CSG CONSULTANTS, INC.	08/07/2026	Regular	0.00	3,953.75	60843

Payable #	Payable Type	Post Date	Payable Description	Discount Amount	Payable Amount
	Account Number	**Account Name**	**Item Description**	**Distribution Amount**	
66932	Invoice	06/30/2026	CSG- School Housing	0.00	3,953.75
	120-0000-52200	PROFESSIONAL SERVICES...	CSG- School Housing	3,953.75	

DEPCON	DEPARTMENT OF CONSERVATION	08/07/2026	Regular	0.00	809.59	60844

Payable #	Payable Type	Post Date	Payable Description	Discount Amount	Payable Amount
	Account Number	**Account Name**	**Item Description**	**Distribution Amount**	
072126	Invoice	06/30/2026	Strong Motion Fee	0.00	231.06
	100-0000-21264	STRONG MOTION IMPACT..	Strong Motion Fee	231.06	
072126A	Invoice	06/30/2026	Strong Motion Fees	0.00	578.53
	100-0000-21264	STRONG MOTION IMPACT..	Strong Motion Fees	578.53	

DEPFOR	DEPARTMENT OF FORESTRY AND FIRE PROTECT	08/07/2026	Regular	0.00	73,205.94	60845

Payable #	Payable Type	Post Date	Payable Description	Discount Amount	Payable Amount
	Account Number	**Account Name**	**Item Description**	**Distribution Amount**	
178192	Invoice	06/30/2026	FY 25/26 - 4th Qtr Actual	0.00	73,205.94
	100-1450-52200	PROFESSIONAL SERVICES...	FY 25/26 - 4th Qtr Actual	73,205.94	

HERC	HERC RENTALS INC.	08/07/2026	Regular	0.00	856.09	60846

Payable #	Payable Type	Post Date	Payable Description	Discount Amount	Payable Amount
	Account Number	**Account Name**	**Item Description**	**Distribution Amount**	
36654158-001	Invoice	06/30/2026	Equipment Rental - Install Aerator SSB #1	0.00	856.09
	310-0000-52525	REPAIRS & MAINTENANCE..	Equipment Rental - Install Aerat...	856.09	

HOMEDE	HOME DEPOT CREDIT SERVICES	08/07/2026	Regular	0.00	87.37	60847

Payable #	Payable Type	Post Date	Payable Description	Discount Amount	Payable Amount
	Account Number	**Account Name**	**Item Description**	**Distribution Amount**	
072126	Invoice	06/30/2026	Sprinkler Timer	0.00	87.37
	650-0000-52421	PARK/LANDSCAPE ELECTR...	Sprinkler Timer	87.37	

LASERTECH	LASER TECHNOLOGY, INC	08/07/2026	Regular	0.00	4,774.23	60848

Payable #	Payable Type	Post Date	Payable Description	Discount Amount	Payable Amount
	Account Number	**Account Name**	**Item Description**	**Distribution Amount**	
200803 RI	Invoice	06/30/2026	Lidar/Radar	0.00	4,774.23
	415-0000-57200	CAPITAL OUTLAY - EQUI...	Lidar/Radar	4,774.23	

LEYTOW	LEYVA'S TOWING, INC.	08/07/2026	Regular	0.00	150.00	60849

Payable #	Payable Type	Post Date	Payable Description	Discount Amount	Payable Amount
	Account Number	**Account Name**	**Item Description**	**Distribution Amount**	
13933	Invoice	06/30/2026	Evidence Tow	0.00	150.00
	100-1400-52200	PROFESSIONAL SERVICES...	Evidence Tow	150.00	

MOBAAN	MONTEREY BAY ANALYTICAL SERVICES	08/07/2026	Regular	0.00	1,146.00	60850

Payable #	Payable Type	Post Date	Payable Description	Discount Amount	Payable Amount
	Account Number	**Account Name**	**Item Description**	**Distribution Amount**	
2508SOL-DW-2	Invoice	06/30/2026	West St. Rd Diet Soil Samples	0.00	1,146.00
	410-0000-57000	CAPITAL OUTLAY - IMPR...	West St. Rd Diet Soil Samples	1,146.00	

PAVEME	PAVEMENT ENGINEERING, INC.	08/07/2026	Regular	0.00	65,420.00	60851

Vendor Number / Payable #	Vendor Name / Payable Type / Account Number	Post Date / Account Name	Payment Date / Payable Description / Item Description	Payment Type	Discount Amount / Distribution Amount	Payment Amount / Payable Amount	Number
2605-022	Invoice	06/30/2026	2026 Slurry Seal Proj.		0.00	26,443.75	
	412-0000-57000	CAPITAL OUTLAY - IMPR...	2026 Slurry Seal Proj.			17,188.44	
	649-0000-57000	CAPITAL PROJECTS	2026 Slurry Seal Proj.			5,024.31	
	652-0000-57000	CAPITAL PROJECTS	2026 Slurry Seal Proj.			4,231.00	
2606-027A	Invoice	06/30/2026	2026 Slurry Seal Project - June 2026		0.00	9,921.25	
	412-0000-57000	CAPITAL OUTLAY - IMPR...	2026 Slurry Seal Project - June 2...			6,448.81	
	649-0000-57000	CAPITAL PROJECTS	2026 Slurry Seal Project - June 2...			1,885.04	
	652-0000-57000	CAPITAL PROJECTS	2026 Slurry Seal Project - June 2...			1,587.40	
2606-027B	Invoice	06/30/2026	2026 Slurry Seal Project - Phase 2 June 20...		0.00	29,055.00	
	411-0000-57000	CAPITAL OUTLAY - IMPR...	2026 Slurry Seal Project - Phase ...			12,784.20	
	649-0000-57000	CAPITAL PROJECTS	2026 Slurry Seal Project - Phase ...			8,425.95	
	652-0000-57000	CAPITAL PROJECTS	2026 Slurry Seal Project - Phase ...			7,844.85	
PEBBLE	PEBBLE BEACH COMMUNITY SERVICES DISTRICT	08/07/2026		Regular	0.00	193.00	60852
26-0630SOL-A	Invoice	06/30/2026	FD- Pulse Point		0.00	193.00	
	100-1450-52520	MAINTENANCE AGREEM...	FD- Pulse Point			193.00	
PROACTIVE	PROACTIVE WORK HEALTH MEDICAL CENTER IN	08/07/2026		Regular	0.00	170.00	60853
057293	Invoice	06/30/2026	Pre-Employment Medical- C.Gallegos		0.00	170.00	
	100-1300-52200	PROFESSIONAL SERVICES...	Pre-Employment Medical- C.Gall...			170.00	
SCHWHE	SCHAAF & WHEELER	08/07/2026		Regular	0.00	3,570.00	60854
43658	Invoice	06/30/2026	Nestles Rd. Stormwater Proj.		0.00	3,570.00	
	310-0000-57000	CAPITAL OUTLAY - IMPR...	Nestles Rd. Stormwater Proj.			3,570.00	
WALLAC	WALLACE GROUP	08/07/2026		Regular	0.00	58,957.39	60855
68462	Invoice	06/30/2026	CM - Recycle Water Proj.		0.00	58,957.39	
	213-0000-52200	PROFESSIONAL SERVICES...	CM - Recycle Water Proj.			58,957.39	
ALCANA	ALCANTAR ACE HARDWARE	08/07/2026		Regular	0.00	1,060.50	60856
15822/1	Invoice	08/07/2026	Irrigation Parts		0.00	45.23	
	100-2100-52525	REPAIRS & MAINTENANCE..	Irrigation Parts			45.23	
15834/1	Invoice	08/07/2026	Fastners		0.00	2.39	
	100-2100-52525	REPAIRS & MAINTENANCE..	Fastners			2.39	
15965/1	Invoice	08/07/2026	UV Stations- Hose/Valve		0.00	9.82	
	310-0000-52525	REPAIRS & MAINTENANCE..	UV Stations- Hose/Valve			9.82	
160202/1	Invoice	08/07/2026	Nuts and Bolts for Side Gate		0.00	2.34	
	100-8000-52518	FACILITIES EXPENSE	Nuts and Bolts for Side Gate			2.34	
16032/1	Invoice	08/07/2026	Irrigation Parts - Orchard Villas		0.00	13.24	
	651-0000-52516	LANDSCAPE MAINT. (EAS...	Irrigation Parts - Orchard Villas			13.24	
16058/1	Invoice	08/07/2026	PW 2 - Truck Repairs		0.00	31.19	
	309-0000-52080	FLEET SERVICES	PW 2 - Truck Repairs			31.19	
16072/1	Invoice	08/07/2026	9V Battery for Timers		0.00	21.84	
	100-2100-52525	REPAIRS & MAINTENANCE..	9V Battery for Timers			21.84	
16073/1	Invoice	08/07/2026	LED Bulb		0.00	34.94	

Vendor Number	Vendor Name		Payment Date	Payment Type	Discount Amount	Payment Amount	Number
	100-1400-52518	FACILITIES EXPENSE		LED Bulb		34.94	
16077/1	Invoice	08/07/2026	Dakota/ Shop- Keys		0.00	33.59	
	310-0000-52051	TOOLS & MINOR EQUIPM...		Dakota/ Shop- Keys		33.59	
16095/1	Invoice	08/07/2026	UV Station Supplies		0.00	39.52	
	310-0000-52051	TOOLS & MINOR EQUIPM...		UV Station Supplies		18.76	
	310-0000-52052	SAFETY EQUIPMENT		UV Station Supplies		20.76	
16122/1	Invoice	08/07/2026	Electrical Cable Ties		0.00	19.82	
	310-0000-52051	TOOLS & MINOR EQUIPM...		Electrical Cable Ties		19.82	
16148/1	Invoice	08/07/2026	Repair Supllies		0.00	21.83	
	100-2200-52525	REPAIRS & MAINTENANCE..		Repair Supllies		21.83	
16159/1	Invoice	08/07/2026	Collections- Impact Drill		0.00	272.03	
	310-0000-52134	COLLECTION SYSTEM MA...		Collections- Impact Drill		272.03	
16162/1	Invoice	08/07/2026	Splash Pad Treatment - Orchard Villas		0.00	74.25	
	651-0000-52522	PARK MAINTENANCE		Splash Pad Treatment - Orchard...		74.25	
16167/1	Invoice	08/07/2026	Hose Bib After Backflow		0.00	50.23	
	100-8000-52518	FACILITIES EXPENSE		Hose Bib After Backflow		50.23	
16171/1	Invoice	08/07/2026	Lamp Lense		0.00	45.87	
	100-1400-52518	FACILITIES EXPENSE		Lamp Lense		45.87	
16172/1	Invoice	08/07/2026	PUC Fitting - Backflow		0.00	29.63	
	100-8000-52518	FACILITIES EXPENSE		PUC Fitting - Backflow		29.63	
16182/1	Invoice	08/07/2026	Snap Bolt- PW-20		0.00	6.54	
	310-0000-52051	TOOLS & MINOR EQUIPM...		Snap Bolt- PW-20		6.54	
16186/1	Invoice	08/07/2026	PVC Sch80 LTS - Backflow		0.00	33.61	
	100-8000-52518	FACILITIES EXPENSE		PVC Sch80 LTS - Backflow		33.61	
16193/1	Invoice	08/07/2026	Backrflow After Connection Fittings		0.00	33.82	
	100-8000-52518	FACILITIES EXPENSE		Backrflow After Connection Fitti...		33.82	
16204/1	Invoice	08/07/2026	Irrigation Solenoid - Orchard Villas		0.00	30.57	
	651-0000-52516	LANDSCAPE MAINT. (EAS...		Irrigation Solenoid - Orchard Vill...		30.57	
16208/1	Invoice	08/07/2026	FD- Engine Supplies		0.00	23.58	
	100-1450-52041	OPERATIONAL SUPPLIES		FD- Engine Supplies		23.58	
16219/1	Invoice	08/07/2026	Nuts and Bolts		0.00	8.91	
	100-2100-52525	REPAIRS & MAINTENANCE..		Nuts and Bolts		8.91	
16225/1	Invoice	08/07/2026	Pool Skimer - La Cuesta		0.00	75.36	
	309-0000-52051	TOOLS & MINOR EQUIPM...		Pool Skimer - La Cuesta		75.36	
16239/1	Invoice	08/07/2026	WASP Raids		0.00	19.91	
	309-0000-52525	REPAIRS & MAINTENANCE..		WASP Raids		19.91	
16255/1	Invoice	08/07/2026	Fastners		0.00	28.35	
	100-1400-52043	AMMUNITION/WEAPON ...		Fastners		28.35	
16297/1	Invoice	08/07/2026	Facilities Supplies		0.00	38.76	
	100-2200-52518	FACILITIES EXPENSE		Facilities Supplies		38.76	
16307/1	Invoice	08/07/2026	Facility Supplies		0.00	24.02	
	100-2200-52518	FACILITIES EXPENSE		Facility Supplies		24.02	
16314/1	Invoice	08/07/2026	Anchor Screws and Brace		0.00	21.83	
	650-0000-52519	MAINTENANCE		Anchor Screws and Brace		21.83	
C13525/1	Credit Memo	08/07/2026	Credit - SCH90 PVC Return		0.00	-32.52	
	100-8000-52518	FACILITIES EXPENSE		Credit - SCH90 PVC Return		-32.52	
	Void		08/07/2026	Regular	0.00	0.00	60857
AMAZON	AMAZON CAPITAL SERVICES		08/07/2026	Regular	0.00	1,156.76	60858

Vendor Number / Payable #	Vendor Name / Payable Type / Account Number	Post Date / Account Name	Payment Date / Payable Description / Item Description	Payment Type	Discount Amount / Distribution Amount	Payment Amount / Payable Amount	Number
16KW-TK71-HC67	Invoice	08/07/2026	Trash Bags		0.00	30.78	
	100-1200-52518	FACILITIES EXPENSE	Trash Bags			15.39	
	100-2200-52518	FACILITIES EXPENSE	Trash Bags			15.39	
1CHY-RJ3N-94JV	Invoice	08/07/2026	Toner Cartridges		0.00	505.32	
	100-1300-52040	OFFICE SUPPLIES	Toner Cartridges			505.32	
1FDM-LN1C-F4LN	Invoice	08/07/2026	Office Supplies- Fire		0.00	25.66	
	100-1450-52040	OFFICE SUPPLIES	Office Supplies- Fire			25.66	
1LWQ-QLMN-7F...	Invoice	08/07/2026	Fire- Office		0.00	156.47	
	100-1450-52040	OFFICE SUPPLIES	Fire- Office			156.47	
1MQ9-6D7M-TM...	Invoice	08/07/2026	OLP Inventory/Supplies		0.00	26.21	
	100-2200-52115	SUNDRY	OLP Inventory/Supplies			26.21	
1YGF-R94N-F9GT	Invoice	08/07/2026	UV Effluent- Compressor		0.00	412.32	
	310-0000-52525	REPAIRS & MAINTENANCE..	UV Effluent- Compressor			412.32	
AMESUP	AMERICAN SUPPLY COMPANY		08/07/2026	Regular	0.00	1,160.13	60859
3095543	Invoice	08/07/2026	Trash Bags		0.00	86.09	
	100-1400-52050	PROPERTY EVIDENCE RO...	Trash Bags			86.09	
3096141	Invoice	08/07/2026	Restroom Supplies		0.00	857.18	
	100-8000-52518	FACILITIES EXPENSE	Restroom Supplies			857.18	
3096142	Invoice	08/07/2026	Restroom Supplies - Gateway Center		0.00	216.86	
	100-1200-52525	REPAIRS & MAINTENANCE..	Restroom Supplies - Gateway Ce...			216.86	
ANALGE	ANALGESIC SERVICES, INC.		08/07/2026	Regular	0.00	400.14	60860
0002054969	Invoice	08/07/2026	FD- Oxygen Cylinders		0.00	400.14	
	431-0000-52041	OPERATIONAL SUPPLIES	FD- Oxygen Cylinders			400.14	
ANDERSEN	ANDERSEN'S LOCK & SAFE, INC		08/07/2026	Regular	0.00	702.48	60861
240721261	Invoice	08/07/2026	Keys P.D./ City Hall		0.00	467.48	
	100-1400-52518	FACILITIES EXPENSE	Keys P.D./ City Hall			460.48	
	100-8000-52518	FACILITIES EXPENSE	Keys P.D./ City Hall			7.00	
420730261	Invoice	08/07/2026	Door Code Change		0.00	235.00	
	100-1400-52200	PROFESSIONAL SERVICES...	Door Code Change			235.00	
ANIMAL	ANIMAL DAMAGE MANAGEMENT, INC.		08/07/2026	Regular	0.00	200.00	60862
457138	Invoice	08/07/2026	Rodent Control Chavez/Vosti Parks		0.00	200.00	
	100-2100-52518	FACILITIES EXPENSE	Rodent Control Chavez/Vosti Pa...			200.00	
AK&CO	ANITA KEREZSI		08/07/2026	Regular	0.00	2,250.00	60863
SOLEDAD-27-1	Invoice	08/07/2026	SB90 Claims		0.00	2,250.00	
	100-8000-52200	PROFESSIONAL SERVICES...	SB90 Claims			2,250.00	
AUTOZO	AUTOZONE LLC		08/07/2026	Regular	0.00	259.15	60864
06290338795	Invoice	08/07/2026	New Battery- PW- 16		0.00	184.44	
	310-0000-52080	FLEET SERVICES	New Battery- PW- 16			184.44	

Vendor Number	Vendor Name		Payment Date	Payment Type	Discount Amount	Payment Amount	Number
06290340220	Invoice	08/07/2026	Engine Service - Detective Unit		0.00	74.71	
	100-1400-52080	FLEET SERVICES		Engine Service - Detective Unit	74.71		
BADGER	BADGER METER, INC.		08/07/2026	Regular	0.00	1,407.47	60865
Payable #	**Payable Type**	**Post Date**	**Payable Description**		**Discount Amount**	**Payable Amount**	
	Account Number	**Account Name**		**Item Description**	**Distribution Amount**		
80244589	Invoice	08/07/2026	Badger Cell Signal		0.00	1,407.47	
	309-0000-52521	METER REPAIR/REPLACE...		Badger Cell Signal	1,407.47		
PRIMO	BLUE TRITON BRANDS INC		08/07/2026	Regular	0.00	167.84	60866
Payable #	**Payable Type**	**Post Date**	**Payable Description**		**Discount Amount**	**Payable Amount**	
	Account Number	**Account Name**		**Item Description**	**Distribution Amount**		
06G6710027081	Invoice	08/07/2026	Sendero Water		0.00	167.84	
	121-0000-52200	PROFESSIONAL SERVICES...		Sendero Water	167.84		
BOUTRE	BOUND TREE MEDICAL, LLC.		08/07/2026	Regular	0.00	498.72	60867
Payable #	**Payable Type**	**Post Date**	**Payable Description**		**Discount Amount**	**Payable Amount**	
	Account Number	**Account Name**		**Item Description**	**Distribution Amount**		
86295692	Invoice	08/07/2026	FD- EMS Supplies		0.00	498.72	
	431-0000-52041	OPERATIONAL SUPPLIES		FD- EMS Supplies	498.72		
BRENNT	BRENNTAG PACIFIC INC		08/07/2026	Regular	0.00	7,769.16	60868
Payable #	**Payable Type**	**Post Date**	**Payable Description**		**Discount Amount**	**Payable Amount**	
	Account Number	**Account Name**		**Item Description**	**Distribution Amount**		
BPI620570	Invoice	08/07/2026	Well #7 Chlorine		0.00	1,363.89	
	309-0000-52044	CHEMICAL		Well #7 Chlorine	1,363.89		
BPI620571	Invoice	08/07/2026	Well #11 Chlorine		0.00	1,352.83	
	309-0000-52044	CHEMICAL		Well #11 Chlorine	1,352.83		
BPI620572	Invoice	08/07/2026	Well #9 Chlorine		0.00	2,424.06	
	309-0000-52044	CHEMICAL		Well #9 Chlorine	2,424.06		
BPI620573	Invoice	08/07/2026	La Cuesta Chlroine		0.00	2,628.38	
	309-0000-52044	CHEMICAL		La Cuesta Chlroine	2,628.38		
HERNCA	CAIN HERNANDEZ		08/07/2026	Regular	0.00	170.21	60869
Payable #	**Payable Type**	**Post Date**	**Payable Description**		**Discount Amount**	**Payable Amount**	
	Account Number	**Account Name**		**Item Description**	**Distribution Amount**		
080326	Invoice	08/07/2026	FY 26/27 Boot Reimbursement		0.00	170.21	
	100-2100-52048	UNIFORM PURCHASE		FY 26/27 Boot Reimbursement	80.00		
	312-0000-52520	MAINTENANCE AGREEM...		FY 26/27 Boot Reimbursement	17.02		
	410-0000-52520	MAINTENANCE AGREEM...		FY 26/27 Boot Reimbursement	73.19		
CPCA T	CALIFORNIA POLICE CHIEFS ASSOCIATION		08/07/2026	Regular	0.00	442.00	60870
Payable #	**Payable Type**	**Post Date**	**Payable Description**		**Discount Amount**	**Payable Amount**	
	Account Number	**Account Name**		**Item Description**	**Distribution Amount**		
17794	Invoice	08/07/2026	CPCA Membership - Arreola		0.00	442.00	
	100-1400-52010	MEMBERSHIP DUES		CPCA Membership - Arreola	442.00		
CINTAS	CINTAS CORPORATION NO. 3		08/07/2026	Regular	0.00	445.61	60871
Payable #	**Payable Type**	**Post Date**	**Payable Description**		**Discount Amount**	**Payable Amount**	
	Account Number	**Account Name**		**Item Description**	**Distribution Amount**		
4276980797	Invoice	08/07/2026	Parks/ St. Uniforms		0.00	100.65	
	100-1400-52520	MAINTENANCE AGREEM...		Parks/ St. Uniforms	7.63		
	100-1500-52520	MAINTENANCE AGREEM...		Parks/ St. Uniforms	2.47		
	100-2100-52520	MAINTENANCE AGREEM...		Parks/ St. Uniforms	48.86		
	311-0000-52520	MAINTENANCE AGREEM...		Parks/ St. Uniforms	0.84		
	312-0000-52520	MAINTENANCE AGREEM...		Parks/ St. Uniforms	9.23		
	410-0000-52520	MAINTENANCE AGREEM...		Parks/ St. Uniforms	31.62		
4276980838	Invoice	08/07/2026	WW/Water Uniforms		0.00	252.46	
	309-0000-52520	MAINTENANCE AGREEM...		Uniforms/Water	39.72		

Vendor Number	Vendor Name		Payment Date	Payment Type	Discount Amount	Payment Amount	Number
	310-0000-52520	MAINTENANCE AGREEM...		Uniforms/WW		212.74	
4277765957	Invoice	08/07/2026	Parks/St. Uniforms		0.00	92.50	
	100-1400-52520	MAINTENANCE AGREEM...		Parks/St. Uniforms		7.02	
	100-1500-52520	MAINTENANCE AGREEM...		Parks/St. Uniforms		2.27	
	100-2100-52520	MAINTENANCE AGREEM...		Parks/St. Uniforms		44.90	
	311-0000-52520	MAINTENANCE AGREEM...		Parks/St. Uniforms		0.77	
	312-0000-52520	MAINTENANCE AGREEM...		Parks/St. Uniforms		8.48	
	410-0000-52520	MAINTENANCE AGREEM...		Parks/St. Uniforms		29.06	
CISO	CITY OF SOLEDAD		08/07/2026	Regular	0.00	38,292.79	60872
Payable #	**Payable Type**	**Post Date**	**Payable Description**		**Discount Amount**	**Payable Amount**	
	Account Number	**Account Name**		**Item Description**	**Distribution Amount**		
071526	Invoice	08/07/2026	Water Charges		0.00	38,292.79	
	100-1200-52400	UTILITIES		Water - Gateway Ctr		242.46	
	100-1400-52400	UTILITIES		Water/Facilities (PD)		478.39	
	100-1450-52400	UTILITIES		Water/Facilities (Fire)		226.23	
	100-2100-52400	UTILITIES		Water/Parks		19,544.20	
	100-2200-52400	UTILITIES		Water - Comm Center		580.02	
	100-8000-52400	UTILITIES		Water/Facilities		878.07	
	410-0000-52400	UTILITIES		Water/Landscaping		2,683.64	
	410-0000-52400	UTILITIES		Water/Sweeper		336.92	
	647-0000-52430	PARK WATER CHARGES		Water/Rancho San Vicente		382.04	
	647-0000-52431	PARKWAY WATER CHARG...		Water/Rancho San Vicente		651.55	
	650-0000-52430	PARK WATER CHARGES		Water/Diamond Ridgetq		4,094.21	
	651-0000-52516	LANDSCAPE MAINT. (EAS...		Water/Orchard		8,195.06	
COATRA	COASTAL TRACTOR		08/07/2026	Regular	0.00	276.21	60873
Payable #	**Payable Type**	**Post Date**	**Payable Description**		**Discount Amount**	**Payable Amount**	
	Account Number	**Account Name**		**Item Description**	**Distribution Amount**		
IV45477	Invoice	08/07/2026	Deck Mower - Leak Repairs		0.00	276.21	
	310-0000-52525	REPAIRS & MAINTENANCE..		Deck Mower - Leak Repairs		276.21	
VELARDEC	CONSUELO VELARDE		08/07/2026	Regular	0.00	40.00	60874
Payable #	**Payable Type**	**Post Date**	**Payable Description**		**Discount Amount**	**Payable Amount**	
	Account Number	**Account Name**		**Item Description**	**Distribution Amount**		
080326	Invoice	08/07/2026	Refund Due to Date Change by Us		0.00	40.00	
	100-0000-48615	RECREATION REVENUE		Refund Due to Date Change by ...		40.00	
COUNSA	COUNTY OF SANTA CLARA - OFFICE OF THE SHE		08/07/2026	Regular	0.00	1,310.51	60875
Payable #	**Payable Type**	**Post Date**	**Payable Description**		**Discount Amount**	**Payable Amount**	
	Account Number	**Account Name**		**Item Description**	**Distribution Amount**		
1800098808	Invoice	08/07/2026	Crime Tracer Software FY 26/27		0.00	1,310.51	
	100-1400-52520	MAINTENANCE AGREEM...		Crime Tracer Software FY 26/27		1,310.51	
GUERR	DAMIAN GUERRERO		08/07/2026	Regular	0.00	14,900.00	60876
Payable #	**Payable Type**	**Post Date**	**Payable Description**		**Discount Amount**	**Payable Amount**	
	Account Number	**Account Name**		**Item Description**	**Distribution Amount**		
393	Invoice	08/07/2026	Orchard Ln Water Leak Repair		0.00	400.00	
	651-0000-52516	LANDSCAPE MAINT. (EAS...		Orchard Ln Water Leak Repair		400.00	
394	Invoice	08/07/2026	San Vicente Landscape		0.00	1,500.00	
	647-0000-52530	STREET LANDSCAPING		San Vicente Landscape		1,500.00	
395	Invoice	08/07/2026	Serra Ln - Bioswale Maint		0.00	1,750.00	
	651-0000-52516	LANDSCAPE MAINT. (EAS...		Serra Ln - Bioswale Maint		1,750.00	
396	Invoice	08/07/2026	Serra Ln Cul-de-sac Maint		0.00	250.00	
	651-0000-52516	LANDSCAPE MAINT. (EAS...		Serra Ln Cul-de-sac Maint		250.00	
397	Invoice	08/07/2026	Davalos Bioswale Maint.		0.00	1,750.00	
	651-0000-52516	LANDSCAPE MAINT. (EAS...		Davalos Bioswale Maint.		1,750.00	
398	Invoice	08/07/2026	Calle Valverde Bioswale Maint.		0.00	1,750.00	

Vendor Number	Vendor Name		Payment Date	Payment Type	Discount Amount	Payment Amount	Number
	651-0000-52522	PARK MAINTENANCE		Calle Valverde Bioswale Maint.		1,750.00	
399	Invoice	08/07/2026	Orchard Ln Landscape		0.00	3,500.00	
	650-0000-52519	MAINTENANCE		Orchard Ln Landscape		3,500.00	
400	Invoice	08/07/2026	Orchard Ln ParkService		0.00	4,000.00	
	651-0000-52522	PARK MAINTENANCE		Orchard Ln ParkService		4,000.00	
EDIS	EMPLOYER DRIVEN INSURANCE SERVICES		08/07/2026	Regular	0.00	311.00	60877
Payable #	**Payable Type**	**Post Date**	**Payable Description**		**Discount Amount**	**Payable Amount**	
	Account Number	**Account Name**		**Item Description**	**Distribution Amount**		
379005-0	Invoice	08/07/2026	Admin Fees - Sept 2026		0.00	311.00	
	402-1300-51238	MEDICAL, DENTAL & RX C...		Admin Fees - Sept 2026		311.00	
FERGUSONUS	FERGUSON US HOLDINGS, INC		08/07/2026	Regular	0.00	6,655.31	60878
Payable #	**Payable Type**	**Post Date**	**Payable Description**		**Discount Amount**	**Payable Amount**	
	Account Number	**Account Name**		**Item Description**	**Distribution Amount**		
1928776	Invoice	08/07/2026	5/8 Meter & Trade Surcharge		0.00	2,239.63	
	309-0000-52521	METER REPAIR/REPLACE...		5/8 Meter & Trade Surcharge		2,239.63	
1930302	Invoice	08/07/2026	Vosti Park Backflow		0.00	2,851.75	
	100-2100-52518	FACILITIES EXPENSE		Vosti Park Backflow		2,851.75	
6788430	Invoice	08/07/2026	Backflow		0.00	1,563.93	
	100-1400-52520	MAINTENANCE AGREEM...		Backflow Case/ Mech. Shop		384.30	
	100-2100-52518	FACILITIES EXPENSE		Backflow Hardware/ Vosti		465.93	
	100-2100-52520	MAINTENANCE AGREEM...		Backflow Case/ Mech. Shop		93.33	
	100-8000-52518	FACILITIES EXPENSE		Backflow Case/ Lions		549.00	
	410-0000-52520	MAINTENANCE AGREEM...		Backflow Case/ Mech. Shop		71.37	
GRAINE	GRAINGER		08/07/2026	Regular	0.00	137.26	60879
Payable #	**Payable Type**	**Post Date**	**Payable Description**		**Discount Amount**	**Payable Amount**	
	Account Number	**Account Name**		**Item Description**	**Distribution Amount**		
9000160995	Invoice	08/07/2026	UV Station- Screws		0.00	33.41	
	310-0000-52525	REPAIRS & MAINTENANCE..		UV Station- Screws		33.41	
9005243069	Invoice	08/07/2026	Keystock- Shop Tool		0.00	52.64	
	310-0000-52051	TOOLS & MINOR EQUIPM...		Keystock- Shop Tool		52.64	
9972188651	Invoice	08/07/2026	Label/Ribbon Cartridge		0.00	87.46	
	310-0000-52040	OFFICE SUPPLIES		Label/Ribbon Cartridge		87.46	
9972603089	Invoice	08/07/2026	Breaker Bar- Shop (Replacement)		0.00	178.77	
	310-0000-52051	TOOLS & MINOR EQUIPM...		Breaker Bar- Shop (Replacement)		178.77	
9973281505	Credit Memo	08/07/2026	Compressor Return		0.00	-291.15	
	310-0000-52051	TOOLS & MINOR EQUIPM...		Compressor Return		-291.15	
9973856603	Invoice	08/07/2026	Electrical Supp. Lubricant		0.00	76.13	
	310-0000-52051	TOOLS & MINOR EQUIPM...		Electrical Supp. Lubricant		76.13	
INFOSE	INFOSEND, INC		08/07/2026	Regular	0.00	3,829.42	60880
Payable #	**Payable Type**	**Post Date**	**Payable Description**		**Discount Amount**	**Payable Amount**	
	Account Number	**Account Name**		**Item Description**	**Distribution Amount**		
314302	Invoice	08/07/2026	Utility Bill Mailing		0.00	3,829.42	
	309-0000-52042	POSTAGE, SHIPPING & FR...		Utility Bill Mailing		1,276.48	
	310-0000-52042	POSTAGE, SHIPPING & FR...		Utility Bill Mailing		1,276.47	
	311-0000-52042	POSTAGE, SHIPPING & FR...		Utility Bill Mailing		1,276.47	
JERRYZ	JERRY ZAVALA		08/07/2026	Regular	0.00	173.95	60881
Payable #	**Payable Type**	**Post Date**	**Payable Description**		**Discount Amount**	**Payable Amount**	
	Account Number	**Account Name**		**Item Description**	**Distribution Amount**		
072726	Invoice	08/07/2026	FY 26/27 Boots Reimbursement- J. Zavala		0.00	173.95	
	310-0000-52048	UNIFORM PURCHASE		FY 26/27 Boots Reimbursement-...		173.95	
JIMETI	JIMENEZ TIRE SERVICE, INC.		08/07/2026	Regular	0.00	1,497.78	60882

Vendor Number	Vendor Name		Payment Date	Payment Type	Discount Amount	Payment Amount	Number
Payable #	**Payable Type**	**Post Date**	**Payable Description**		**Discount Amount**	**Payable Amount**	
	Account Number		**Account Name**	**Item Description**	**Distribution Amount**		
13090	Invoice	08/07/2026	New Tires- '17 Chevy/ PW-15		0.00	1,497.78	
	310-0000-52080		FLEET SERVICES	New Tires- '17 Chevy/ PW-15	1,497.78		
JOHNELEC	JOHNSON ELECTRONICS		08/07/2026	Regular	0.00	150.00	60883
Payable #	**Payable Type**	**Post Date**	**Payable Description**		**Discount Amount**	**Payable Amount**	
	Account Number		**Account Name**	**Item Description**	**Distribution Amount**		
40861267	Invoice	08/07/2026	OLP Fire Alarm		0.00	150.00	
	651-0000-52200		PROFESSIONAL SERVICES...	OLP Fire Alarm	150.00		
SANTALUCIA	K & T MARBLE VENTURES INC		08/07/2026	Regular	0.00	3,550.00	60884
Payable #	**Payable Type**	**Post Date**	**Payable Description**		**Discount Amount**	**Payable Amount**	
	Account Number		**Account Name**	**Item Description**	**Distribution Amount**		
16-06-281	Invoice	08/07/2026	Fence Around Trailer Restroom		0.00	3,550.00	
	100-2100-52051		TOOLS & MINOR EQUIPM...	Fence Around Trailer Restroom	3,550.00		
LCACTI	L.C. ACTION POLICE SUPPLY, LTD.		08/07/2026	Regular	0.00	700.33	60885
Payable #	**Payable Type**	**Post Date**	**Payable Description**		**Discount Amount**	**Payable Amount**	
	Account Number		**Account Name**	**Item Description**	**Distribution Amount**		
490094	Invoice	08/07/2026	FN303- Ammo		0.00	700.33	
	100-1400-52043		AMMUNITION/WEAPON ...	FN303- Ammo	700.33		
LASVIVIENDAS	LAS VIVIENDAS, INC		08/07/2026	Regular	0.00	204.37	60886
Payable #	**Payable Type**	**Post Date**	**Payable Description**		**Discount Amount**	**Payable Amount**	
	Account Number		**Account Name**	**Item Description**	**Distribution Amount**		
080126	Invoice	08/07/2026	HOA 859 Mora Cir		0.00	204.37	
	100-1200-52400		UTILITIES	HOA 859 Mora Cir	204.37		
LAWPRO	LAWSON PRODUCTS		08/07/2026	Regular	0.00	502.33	60887
Payable #	**Payable Type**	**Post Date**	**Payable Description**		**Discount Amount**	**Payable Amount**	
	Account Number		**Account Name**	**Item Description**	**Distribution Amount**		
9313648450	Invoice	08/07/2026	Gloves- Shop/Operators		0.00	217.58	
	310-0000-52052		SAFETY EQUIPMENT	Gloves- Shop/Operators	217.58		
9313648451	Invoice	08/07/2026	Operator Gloves		0.00	149.02	
	309-0000-52052		SAFETY EQUIPMENT	Operator Gloves	149.02		
9313668034	Invoice	08/07/2026	Drill Bits- Shop Restock		0.00	135.73	
	310-0000-52051		TOOLS & MINOR EQUIPM...	Drill Bits- Shop Restock	135.73		
LEYTOW	LEYVA'S TOWING, INC.		08/07/2026	Regular	0.00	1,850.00	60888
Payable #	**Payable Type**	**Post Date**	**Payable Description**		**Discount Amount**	**Payable Amount**	
	Account Number		**Account Name**	**Item Description**	**Distribution Amount**		
13665	Invoice	08/07/2026	Evidence Tow		0.00	450.00	
	100-1400-52200		PROFESSIONAL SERVICES...	Evidence Tow	450.00		
17363	Invoice	08/07/2026	Outfall A-Disking		0.00	1,400.00	
	310-0000-52170		PROGRAM COST	Outfall A-Disking	1,400.00		
GUERREROM	MARCO GUERRERO		08/07/2026	Regular	0.00	250.00	60889
Payable #	**Payable Type**	**Post Date**	**Payable Description**		**Discount Amount**	**Payable Amount**	
	Account Number		**Account Name**	**Item Description**	**Distribution Amount**		
073026	Invoice	08/07/2026	FY 26/27 Boots Reimbursement- M. Guerr...		0.00	250.00	
	310-0000-52048		UNIFORM PURCHASE	FY 26/27 Boots Reimbursement-...	250.00		
MBASIA	MBASIA		08/07/2026	Regular	0.00	5,345.74	60890
Payable #	**Payable Type**	**Post Date**	**Payable Description**		**Discount Amount**	**Payable Amount**	
	Account Number		**Account Name**	**Item Description**	**Distribution Amount**		
GHC0083509-5	Invoice	08/07/2026	Liability Insurance		0.00	4,565.74	
	100-8000-52310		LIABILITY INSURANCE	Liability Insurance	4,565.74		
GHC0091173-2	Invoice	08/07/2026	Liability Insurance		0.00	780.00	

Vendor Number	Vendor Name	Payment Date	Payment Type	Discount Amount	Payment Amount	Number
	100-8000-52310 LIABILITY INSURANCE		Liability Insurance		780.00	
MISSCO	MISSION COMMUNICATIONS LLC	08/07/2026	Regular	0.00	1,089.00	60891
Payable #	**Payable Type**	**Post Date**	**Payable Description**	**Discount Amount**	**Payable Amount**	
	Account Number	**Account Name**	**Item Description**	**Distribution Amount**		
2026012	Invoice	08/07/2026	SCADA/ Pump Station- Renewal	0.00	1,089.00	
	310-0000-52134	COLLECTION SYSTEM MA...	SCADA/ Pump Station- Renewal	1,089.00		
MOBAUN	MONTEREY BAY AIR RESOURCES DISTRICT	08/07/2026	Regular	0.00	17,592.25	60892
Payable #	**Payable Type**	**Post Date**	**Payable Description**	**Discount Amount**	**Payable Amount**	
	Account Number	**Account Name**	**Item Description**	**Distribution Amount**		
0004497	Invoice	08/07/2026	Membership Dues	0.00	17,592.25	
	100-1000-52010	MEMBERSHIP DUES	Membership Dues	17,592.25		
MOBAAN	MONTEREY BAY ANALYTICAL SERVICES	08/07/2026	Regular	0.00	3,922.50	60893
Payable #	**Payable Type**	**Post Date**	**Payable Description**	**Discount Amount**	**Payable Amount**	
	Account Number	**Account Name**	**Item Description**	**Distribution Amount**		
260701_068	Invoice	08/07/2026	WW Monthly- 7/1/26	0.00	1,099.80	
	310-0000-52053	LAB ANALYSIS & TESTING	WW Monthly- 7/1/26	1,099.80		
260710_036	Invoice	08/07/2026	WW Weekly- 7/10/26	0.00	816.30	
	310-0000-52053	LAB ANALYSIS & TESTING	WW Weekly- 7/10/26	816.30		
260715_071	Invoice	08/07/2026	WW Daily UV- 7/15/26	0.00	125.60	
	310-0000-52053	LAB ANALYSIS & TESTING	WW Daily UV- 7/15/26	125.60		
260716_063	Invoice	08/07/2026	WW Daily UV- 7/16/26	0.00	125.60	
	310-0000-52053	LAB ANALYSIS & TESTING	WW Daily UV- 7/16/26	125.60		
260717_037	Invoice	08/07/2026	WW Daily UV- 7/17/26	0.00	146.00	
	310-0000-52053	LAB ANALYSIS & TESTING	WW Daily UV- 7/17/26	146.00		
260718_009	Invoice	08/07/2026	WW Daily UV- 7/18/26	0.00	146.00	
	310-0000-52053	LAB ANALYSIS & TESTING	WW Daily UV- 7/18/26	146.00		
260719_011	Invoice	08/07/2026	WW Daily UV- 7/19/26	0.00	146.00	
	310-0000-52053	LAB ANALYSIS & TESTING	WW Daily UV- 7/19/26	146.00		
260720_025	Invoice	08/07/2026	WW Daily UV- 7/20/26	0.00	125.60	
	310-0000-52053	LAB ANALYSIS & TESTING	WW Daily UV- 7/20/26	125.60		
260721_068	Invoice	08/07/2026	WW Daily US- 7/21/26	0.00	125.60	
	310-0000-52053	LAB ANALYSIS & TESTING	WW Daily US- 7/21/26	125.60		
260722_043	Invoice	08/07/2026	WW Daily UV- 7/22/26	0.00	125.60	
	310-0000-52053	LAB ANALYSIS & TESTING	WW Daily UV- 7/22/26	125.60		
260723_062	Invoice	08/07/2026	WW Daily UV- 7/23/26	0.00	125.60	
	310-0000-52053	LAB ANALYSIS & TESTING	WW Daily UV- 7/23/26	125.60		
260724_040	Invoice	08/07/2026	WW Daily UV- 7/24/26	0.00	146.00	
	310-0000-52053	LAB ANALYSIS & TESTING	WW Daily UV- 7/24/26	146.00		
260725_006	Invoice	08/07/2026	WW Daily UV- 7/25/26	0.00	146.00	
	310-0000-52053	LAB ANALYSIS & TESTING	WW Daily UV- 7/25/26	146.00		
260726_009	Invoice	08/07/2026	WW Daily UV- 7/26/26	0.00	146.00	
	310-0000-52053	LAB ANALYSIS & TESTING	WW Daily UV- 7/26/26	146.00		
260727_034	Invoice	08/07/2026	WW Daily UV- 7/27/26	0.00	125.60	
	310-0000-52053	LAB ANALYSIS & TESTING	WW Daily UV- 7/27/26	125.60		
260728_068	Invoice	08/07/2026	WW Daily UV- 7/28/26	0.00	125.60	
	310-0000-52053	LAB ANALYSIS & TESTING	WW Daily UV- 7/28/26	125.60		
260730_051	Invoice	08/07/2026	WW Daily UV- 7/30/26	0.00	125.60	
	310-0000-52053	LAB ANALYSIS & TESTING	WW Daily UV- 7/30/26	125.60		
MOCOASSESSOR	MONTEREY COUNTY ASSESSOR	08/07/2026	Regular	0.00	600.00	60894

Vendor Number / Payable #	Vendor Name / Payable Type / Account Number	Post Date / Account Name	Payment Date / Payable Description / Item Description	Payment Type	Discount Amount / Distribution Amount	Payment Amount / Payable Amount	Number
455	Invoice	08/07/2026	Mission- Soledad Parcel File for Assessmen...		0.00	600.00	
	100-8000-52200	PROFESSIONAL SERVICES...	Mission- Soledad Parcel File for ...		600.00		
NATIVI	NATIVIDAD MEDICAL CENTER		08/07/2026	Regular	0.00	93.00	60895
072326	Invoice	08/07/2026	Blood Alco.- Testing		0.00	93.00	
	100-1400-52200	PROFESSIONAL SERVICES...	Blood Alco.- Testing		93.00		
NEWSV	NEWSV MEDIA		08/07/2026	Regular	0.00	103.78	60896
184317	Invoice	08/07/2026	Public Notice- RW Tank		0.00	103.78	
	310-0000-57000	CAPITAL OUTLAY - IMPR...	Public Notice- RW Tank		103.78		
OREAUT	O'REILLY AUTO PARTS		08/07/2026	Regular	0.00	568.32	60897
3566-310215	Invoice	08/07/2026	Oil Change- '17 Chevy/PW-15		0.00	59.46	
	310-0000-52080	FLEET SERVICES	Oil Change- '17 Chevy/PW-15		59.46		
3566-310497	Invoice	08/07/2026	Shock Absorber- PW-15		0.00	274.09	
	310-0000-52080	FLEET SERVICES	Shock Absorber- PW-15		274.09		
3566-310529	Invoice	08/07/2026	Engine Oil- Unit 54		0.00	49.14	
	100-1400-52080	FLEET SERVICES	Engine Oil-52080		49.14		
3566-311207	Invoice	08/07/2026	Windshield Fluid- Detective		0.00	32.32	
	100-1400-52080	FLEET SERVICES	Windshield Fluid- Detective		32.32		
3566-311300	Invoice	08/07/2026	Vehicle Cleaning Supplies		0.00	15.82	
	310-0000-52080	FLEET SERVICES	Vehicle Cleaning Supplies		15.82		
3566-311307	Invoice	08/07/2026	Spark Plugs, Intake Dons Durango		0.00	102.68	
	100-8000-52080	FLEET SERVICES	Spark Plugs, Intake Dons Durango		102.68		
3566-311432	Invoice	08/07/2026	PCV Valve Davis Durango		0.00	29.46	
	100-8000-52080	FLEET SERVICES	PCV Valve Davis Durango		29.46		
3566-311436	Invoice	08/07/2026	EGR Valve Seal- Don's Durango		0.00	5.35	
	100-8000-52080	FLEET SERVICES	EGR Valve Seal- Don's Durango		5.35		
P.G.E.	PACIFIC GAS & ELECTRIC		08/07/2026	Regular	0.00	134,679.22	60898
071426J	Invoice	08/07/2026	Lights		0.00	9,561.81	
	410-0000-52400	UTILITIES	Lights		9,561.81		
071426K	Invoice	08/07/2026	Orchard Villas Landscape		0.00	128.97	
	651-0000-52400	UTILITIES	Orchard Villas Landscape		128.97		
071426L	Invoice	08/07/2026	DR Assessment Dist		0.00	119.00	
	650-0000-52421	PARK/LANDSCAPE ELECTR...	DR Assessment Dist		119.00		
071426M	Invoice	08/07/2026	PGE Charges		0.00	78,984.82	
	121-0000-52400	UTILITIES	ERF Site		1,825.62		
	309-0000-52400	UTILITIES	Water		77,159.20		
071526C	Invoice	08/07/2026	Parks, Facilities, Streets		0.00	7,425.95	
	100-2100-52400	UTILITIES	Parks		918.96		
	100-8000-52400	UTILITIES	Facilities		6,361.06		
	410-0000-52400	UTILITIES	Streets		145.93		
071626D	Invoice	08/07/2026	Workforce Housing		0.00	2.86	
	100-1200-52400	UTILITIES	Workforce Housing		2.86		
072026	Invoice	08/07/2026	RSV Assessment Dist.		0.00	18.54	

Vendor Number	Vendor Name		Payment Date	Payment Type	Discount Amount	Payment Amount	Number
	647-0000-52422	STREET LIGHTING		RSV Assessment Dist.		18.54	
072226	Invoice	08/07/2026	WWTP		0.00	34,485.28	
	310-0000-52400	UTILITIES		WWTP		34,485.28	
072326	Invoice	08/07/2026	Community Center		0.00	3,951.99	
	100-2200-52400	UTILITIES		Community Center		3,951.99	
PENINS	PENINSULA WELDING & MEDICAL SUPPLY, INC.		08/07/2026	Regular	0.00	132.00	60899
Payable #	**Payable Type**	**Post Date**	**Payable Description**		**Discount Amount**	**Payable Amount**	
	Account Number	**Account Name**		**Item Description**	**Distribution Amount**		
301501	Invoice	08/07/2026	Cylinder Tanks Rental		0.00	132.00	
	310-0000-52525	REPAIRS & MAINTENANCE..		Cylinder Tanks Rental		132.00	
PLANET	PLANETBIDS, INC.		08/07/2026	Regular	0.00	3,405.36	60900
Payable #	**Payable Type**	**Post Date**	**Payable Description**		**Discount Amount**	**Payable Amount**	
	Account Number	**Account Name**		**Item Description**	**Distribution Amount**		
INV215	Invoice	08/07/2026	Annual Maint. Fee		0.00	3,405.36	
	100-2100-52520	MAINTENANCE AGREEM...		Annual Maint. Fee		681.07	
	100-8000-52520	MAINTENANCE AGREEM...		Annual Maint. Fee		681.08	
	309-0000-52520	MAINTENANCE AGREEM...		Annual Maint. Fee		681.07	
	310-0000-52520	MAINTENANCE AGREEM...		Annual Maint. Fee		681.07	
	410-0000-52520	MAINTENANCE AGREEM...		Annual Maint. Fee		681.07	
PREAUT	PRECISION AUTOMOTIVE		08/07/2026	Regular	0.00	434.82	60901
Payable #	**Payable Type**	**Post Date**	**Payable Description**		**Discount Amount**	**Payable Amount**	
	Account Number	**Account Name**		**Item Description**	**Distribution Amount**		
I027851	Invoice	08/07/2026	Alignment/Repairs PW 15		0.00	434.82	
	310-0000-52080	FLEET SERVICES		Alignment/Repairs PW 15		434.82	
RDOEQU	R.D. OFFUTT COMPANY		08/07/2026	Regular	0.00	2,945.79	60902
Payable #	**Payable Type**	**Post Date**	**Payable Description**		**Discount Amount**	**Payable Amount**	
	Account Number	**Account Name**		**Item Description**	**Distribution Amount**		
P7151438	Invoice	08/07/2026	J. Deere - Hydraulic Filters/Service		0.00	2,945.79	
	310-0000-52525	REPAIRS & MAINTENANCE..		J. Deere - Hydraulic Filters/Servi...		2,945.79	
TERMIN	RENTOKIL NORTH AMERICA INC		08/07/2026	Regular	0.00	153.88	60903
Payable #	**Payable Type**	**Post Date**	**Payable Description**		**Discount Amount**	**Payable Amount**	
	Account Number	**Account Name**		**Item Description**	**Distribution Amount**		
473900285	Invoice	08/07/2026	Pest Control		0.00	64.95	
	100-2200-52520	MAINTENANCE AGREEM...		Pest Control		64.95	
473904051	Invoice	08/07/2026	Pest Control- City Hall		0.00	88.93	
	100-8000-52520	MAINTENANCE AGREEM...		Pest Control- City Hall		88.93	
MARTINEZS	SAM A MARTINEZ		08/07/2026	Regular	0.00	1,300.00	60904
Payable #	**Payable Type**	**Post Date**	**Payable Description**		**Discount Amount**	**Payable Amount**	
	Account Number	**Account Name**		**Item Description**	**Distribution Amount**		
080526	Invoice	08/07/2026	Music Entertainment - Music in teh Park		0.00	1,300.00	
	100-2200-52200	PROFESSIONAL SERVICES...		Music Entertainment - Music in ...		1,300.00	
MEDCLE	SANDRA LOPEZ MEDINA		08/07/2026	Regular	0.00	4,200.00	60905
Payable #	**Payable Type**	**Post Date**	**Payable Description**		**Discount Amount**	**Payable Amount**	
	Account Number	**Account Name**		**Item Description**	**Distribution Amount**		
021215	Invoice	08/07/2026	Sendero Janitorial Services		0.00	4,200.00	
	121-0000-52200	PROFESSIONAL SERVICES...		Sendero Janitorial Services		4,200.00	
STAPLE	STAPLES BUSINESS CREDIT		08/07/2026	Regular	0.00	75.92	60906
Payable #	**Payable Type**	**Post Date**	**Payable Description**		**Discount Amount**	**Payable Amount**	
	Account Number	**Account Name**		**Item Description**	**Distribution Amount**		
6069562602	Invoice	08/07/2026	Office Supplies		0.00	75.92	
	100-1500-52040	OFFICE SUPPLIES		Office Supplies		75.92	

Vendor Number	Vendor Name	Payment Date	Payment Type	Discount Amount	Payment Amount	Number
STWAB	STATE WATER RESOURCE CONTROL BOARD	08/07/2026	Regular	0.00	228.00	60907

Payable #	Payable Type	Post Date	Payable Description	Discount Amount	Payable Amount
072726	Invoice	08/07/2026	OIT I WW Certification - M. Guerrero	0.00	228.00

Account Number	Account Name	Item Description	Distribution Amount
310-0000-52091	TRAVEL, MEETINGS & TRA...	OIT I WW Certification - M. Guer...	228.00

Vendor Number	Vendor Name	Payment Date	Payment Type	Discount Amount	Payment Amount	Number
SUNBEL	SUNBELT RENTALS, INC	08/07/2026	Regular	0.00	1,177.39	60908

Payable #	Payable Type	Post Date	Payable Description	Discount Amount	Payable Amount
186380061-0001	Invoice	08/07/2026	Cooling Fans for Car Show	0.00	1,177.39

Account Number	Account Name	Item Description	Distribution Amount
100-2200-52105	SPECIAL EVENTS	Cooling Fans for Car Show	1,177.39

Vendor Number	Vendor Name	Payment Date	Payment Type	Discount Amount	Payment Amount	Number
TL ENG	TL ENGINEERING	08/07/2026	Regular	0.00	3,450.00	60909

Payable #	Payable Type	Post Date	Payable Description	Discount Amount	Payable Amount
1937	Invoice	08/07/2026	West St. Rd Diet TCP Review	0.00	3,450.00

Account Number	Account Name	Item Description	Distribution Amount
410-0000-57000	CAPITAL OUTLAY - IMPR...	West St. Rd Diet TCP Review	3,450.00

Vendor Number	Vendor Name	Payment Date	Payment Type	Discount Amount	Payment Amount	Number
TMOBIL	T-MOBILE USA, INC	08/07/2026	Regular	0.00	1,773.48	60910

Payable #	Payable Type	Post Date	Payable Description	Discount Amount	Payable Amount
072126A	Invoice	08/07/2026	Sendero Cell Phones	0.00	1,773.48

Account Number	Account Name	Item Description	Distribution Amount
121-0000-52200	PROFESSIONAL SERVICES...	Sendero Cell Phones	1,773.48

Vendor Number	Vendor Name	Payment Date	Payment Type	Discount Amount	Payment Amount	Number
TMOBIL	T-MOBILE USA, INC	08/07/2026	Regular	0.00	1,299.01	60911

Payable #	Payable Type	Post Date	Payable Description	Discount Amount	Payable Amount
072126B	Invoice	08/07/2026	Cell Phone Charges	0.00	1,299.01

Account Number	Account Name	Item Description	Distribution Amount
100-1400-52415	CELLULAR PHONE	Admin/ Parks Cell	28.68
100-1500-52415	CELLULAR PHONE	Admin/ Parks Cell	33.76
100-2100-52415	CELLULAR PHONE	Admin/ Parks Cell	200.19
309-0000-52415	CELLULAR PHONE	Water Dept. Cell	244.44
309-0000-52415	CELLULAR PHONE	Admin/ Parks Cell	29.33
310-0000-52415	CELLULAR PHONE	WWTP Dept. Cell	571.78
310-0000-52415	CELLULAR PHONE	Admin/ Parks Cell	29.33
311-0000-52415	CELLULAR PHONE	Admin/ Parks Cell	9.69
312-0000-52415	CELLULAR PHONE	Admin/ Parks Cell	34.94
410-0000-52415	CELLULAR PHONE	Admin/ Parks Cell	116.87

Vendor Number	Vendor Name	Payment Date	Payment Type	Discount Amount	Payment Amount	Number
TMOBIL	T-MOBILE USA, INC	08/07/2026	Regular	0.00	144.43	60912

Payable #	Payable Type	Post Date	Payable Description	Discount Amount	Payable Amount
072126	Invoice	08/07/2026	Cell Service	0.00	144.43

Account Number	Account Name	Item Description	Distribution Amount
100-2200-52415	CELLULAR PHONE	Cell Service	144.43

Vendor Number	Vendor Name	Payment Date	Payment Type	Discount Amount	Payment Amount	Number
TRICIT	TRI-CITIES DISPOSAL AND RECYCLING, INC.	08/07/2026	Regular	0.00	208,515.93	60913

Payable #	Payable Type	Post Date	Payable Description	Discount Amount	Payable Amount
0001217171	Invoice	08/07/2026	Corp Yard Landfill Fees	0.00	2,910.09

Account Number	Account Name	Item Description	Distribution Amount
410-0000-52531	STREET MAINTENANCE	Corp Yard Landfill Fees	2,037.06
647-0000-52532	STREET SWEEPING	Corp Yard Landfill Fees	58.20
649-0000-52532	STREET SWEEPING	Corp Yard Landfill Fees	407.41
651-0000-52532	STREET SWEEPING	Corp Yard Landfill Fees	407.42

Payable #	Payable Type	Post Date	Payable Description	Discount Amount	Payable Amount
2026-07	Invoice	08/07/2026	Garbage Fees/ July 2026	0.00	205,605.84

Account Number	Account Name	Item Description	Distribution Amount
311-0000-52230	LEASE CONTRACTS	Garbage Fees/ July 2026	205,605.84

Vendor Number	Vendor Name	Payment Date	Payment Type	Discount Amount	Payment Amount	Number
TRICON	TRI-COUNTY FIRE PROTECTION, INC.	08/07/2026	Regular	0.00	150.00	60914

Vendor Number	Vendor Name		Payment Date	Payment Type	Discount Amount	Payment Amount	Number
Payable #	**Payable Type**	**Post Date**	**Payable Description**		**Discount Amount**	**Payable Amount**	
	Account Number		**Account Name**	**Item Description**	**Distribution Amount**		
67323	Invoice	08/07/2026	Extinguisher Recharge		0.00	150.00	
	100-1400-52200		PROFESSIONAL SERVICES...	Extinguisher Recharge	150.00		
TRINIP	TRINIDAD ZAVALA		08/07/2026	Regular	0.00	4,850.00	60915
Payable #	**Payable Type**	**Post Date**	**Payable Description**		**Discount Amount**	**Payable Amount**	
	Account Number		**Account Name**	**Item Description**	**Distribution Amount**		
26-0724 D	Invoice	08/07/2026	Fire Dept. Gas Line Installation		0.00	4,850.00	
	100-1450-52518		FACILITIES EXPENSE	Fire Dept. Gas Line Installation	4,850.00		
USBANK	U.S. BANK		08/07/2026	Regular	0.00	3,100.00	60916
Payable #	**Payable Type**	**Post Date**	**Payable Description**		**Discount Amount**	**Payable Amount**	
	Account Number		**Account Name**	**Item Description**	**Distribution Amount**		
8269899	Invoice	08/07/2026	Trustee Admin Fees		0.00	3,100.00	
	309-0000-52200		PROFESSIONAL SERVICES...	Trustee Admin Fees	3,100.00		
USBANP	U.S. BANK CORPORATE PAYMENT SYSTEM		08/07/2026	Regular	0.00	674.16	60917
Payable #	**Payable Type**	**Post Date**	**Payable Description**		**Discount Amount**	**Payable Amount**	
	Account Number		**Account Name**	**Item Description**	**Distribution Amount**		
070626JL	Invoice	08/07/2026	Credit Card Purchases		0.00	282.65	
	100-1450-52400		UTILITIES	Service at Fire Station	173.51		
	100-1450-52410		TELEPHONE/DATA/PAGER	Data Lines for FD	109.14		
070626RD	Invoice	08/07/2026	Credit Card Purchases		0.00	391.51	
	100-2200-52031		PROGRAM SUPPLIES	Arts and Crafts Items	17.48		
	100-2200-52031		PROGRAM SUPPLIES	Various Food Items	54.15		
	100-2200-52031		PROGRAM SUPPLIES	Various Food Items	6.40		
	100-2200-52031		PROGRAM SUPPLIES	Various Food Items	31.72		
	100-2200-52031		PROGRAM SUPPLIES	Various Food Items	28.05		
	100-2200-52031		PROGRAM SUPPLIES	Various Food Items	71.45		
	100-2200-52049		PRINTING & ADVERTISING	FB Boost	7.36		
	100-2200-52115		SUNDRY	Various food items	82.13		
	100-2200-52115		SUNDRY	Various food items	14.98		
	100-2200-52115		SUNDRY	Waterbottles for Sale	22.80		
	100-2200-52115		SUNDRY	Waterbottles for Sale	42.00		
	100-2200-52518		FACILITIES EXPENSE	Music Subscription	12.99		
VOYAG	US BANK VOYAGER FLEET SYSTEMS, INC.		08/07/2026	Regular	0.00	17,300.23	60918
Payable #	**Payable Type**	**Post Date**	**Payable Description**		**Discount Amount**	**Payable Amount**	
	Account Number		**Account Name**	**Item Description**	**Distribution Amount**		
8691428362630	Invoice	08/07/2026	FUEL		0.00	17,300.23	
	100-1400-52085		FUEL	PD Fuel	9,286.24		
	100-1400-52085		FUEL	PW Units	112.69		
	100-1450-52085		FUEL	Fire Dept. Fuel	1,535.37		
	100-2100-52085		FUEL	PW Units	1,227.90		
	100-2100-52085		FUEL	PW Units	55.70		
	100-2200-52085		FUEL	Rec Van	168.22		
	100-8000-52080		FLEET SERVICES	Multi Use	302.13		
	309-0000-52085		FUEL	Water Fuel	1,760.58		
	310-0000-52085		FUEL	WWTP Fuel	2,095.84		
	311-0000-52085		FUEL	PW Units	21.35		
	312-0000-52085		FUEL	PW Units	205.68		
	410-0000-52085		FUEL	PW Units	528.53		
VERIZO	VERIZON WIRELESS		08/07/2026	Regular	0.00	1,764.15	60919
Payable #	**Payable Type**	**Post Date**	**Payable Description**		**Discount Amount**	**Payable Amount**	
	Account Number		**Account Name**	**Item Description**	**Distribution Amount**		
6149236246	Invoice	08/07/2026	Air Cards		0.00	40.01	
	310-0000-52415		CELLULAR PHONE	Air Cards	40.01		
6149236247	Invoice	08/07/2026	Phone Services - PD		0.00	1,664.10	

Vendor Number	Vendor Name		Payment Date	Payment Type	Discount Amount	Payment Amount	Number
	100-1400-52410	TELEPHONE/DATA/PAGER		Phone Services - PD		1,664.10	
6149236250	Invoice	08/07/2026	Sendero Verizon		0.00	60.04	
	121-0000-52190	RENT/UTILITY ASSISTANCE		Phones - Sendero		60.04	
WASTEC	WASTECORP PUMPS LLC		08/07/2026	Regular	0.00	1,059.18	60920
Payable #	**Payable Type**	**Post Date**	**Payable Description**		**Discount Amount**	**Payable Amount**	
	Account Number	**Account Name**		**Item Description**	**Distribution Amount**		
INV-300612	Invoice	08/07/2026	Diaphragm- Sludge Tr. Pump		0.00	1,059.18	
	310-0000-52525	REPAIRS & MAINTENANCE..		Diaphragm- Sludge Tr. Pump		1,059.18	
EFTPS	EFTPS		08/07/2026	Bank Draft	0.00	10,218.76	DFT0000193
Payable #	**Payable Type**	**Post Date**	**Payable Description**		**Discount Amount**	**Payable Amount**	
	Account Number	**Account Name**		**Item Description**	**Distribution Amount**		
INV0001700	Invoice	08/07/2026	MEDICARE W/H		0.00	10,218.76	
	100-0000-21110	FICA/MEDICARE PAYABLE		MEDICARE W/H		6,320.56	
	121-0000-21110	FICA/MEDICARE PAYABLE		MEDICARE W/H		123.28	
	213-0000-21110	FICA/MEDICARE PAYABLE		MEDICARE W/H		39.24	
	309-0000-21110	FICA/MEDICARE PAYABLE		MEDICARE W/H		1,110.52	
	310-0000-21110	FICA/MEDICARE PAYABLE		MEDICARE W/H		1,753.80	
	311-0000-21110	FICA/MEDICARE PAYABLE		MEDICARE W/H		213.90	
	312-0000-21110	FICA/MEDICARE PAYABLE		MEDICARE W/H		105.24	
	410-0000-21110	FICA/MEDICARE PAYABLE		MEDICARE W/H		536.74	
	531-0000-21110	FICA/MEDICARE PAYABLE		MEDICARE W/H		0.12	
	652-0000-21110	FICA/MEDICARE PAYABLE		MEDICARE W/H		15.36	
EFTPS	EFTPS		08/07/2026	Bank Draft	0.00	43,693.34	DFT0000194
Payable #	**Payable Type**	**Post Date**	**Payable Description**		**Discount Amount**	**Payable Amount**	
	Account Number	**Account Name**		**Item Description**	**Distribution Amount**		
INV0001701	Invoice	08/07/2026	FICA W/H		0.00	43,693.34	
	100-0000-21110	FICA/MEDICARE PAYABLE		FICA W/H		27,025.66	
	121-0000-21110	FICA/MEDICARE PAYABLE		FICA W/H		527.06	
	213-0000-21110	FICA/MEDICARE PAYABLE		FICA W/H		167.80	
	309-0000-21110	FICA/MEDICARE PAYABLE		FICA W/H		4,748.32	
	310-0000-21110	FICA/MEDICARE PAYABLE		FICA W/H		7,498.24	
	311-0000-21110	FICA/MEDICARE PAYABLE		FICA W/H		915.26	
	312-0000-21110	FICA/MEDICARE PAYABLE		FICA W/H		450.16	
	410-0000-21110	FICA/MEDICARE PAYABLE		FICA W/H		2,294.62	
	531-0000-21110	FICA/MEDICARE PAYABLE		FICA W/H		0.56	
	652-0000-21110	FICA/MEDICARE PAYABLE		FICA W/H		65.66	
STAEDD	STATE OF CALIFORNIA E.D.D.		08/07/2026	Bank Draft	0.00	13,574.18	DFT0000195
Payable #	**Payable Type**	**Post Date**	**Payable Description**		**Discount Amount**	**Payable Amount**	
	Account Number	**Account Name**		**Item Description**	**Distribution Amount**		
INV0001702	Invoice	08/07/2026	STATE TAX W/H		0.00	13,574.18	
	100-0000-21130	STATE TAX PAYABLE		STATE TAX W/H		8,871.64	
	121-0000-21130	STATE TAX PAYABLE		STATE TAX W/H		124.26	
	213-0000-21130	STATE TAX PAYABLE		STATE TAX W/H		65.23	
	309-0000-21130	STATE TAX PAYABLE		STATE TAX W/H		1,457.17	
	310-0000-21130	STATE TAX PAYABLE		STATE TAX W/H		2,104.46	
	311-0000-21130	STATE TAX PAYABLE		STATE TAX W/H		314.63	
	312-0000-21130	STATE TAX PAYABLE		STATE TAX W/H		111.61	
	410-0000-21130	STATE TAX PAYABLE		STATE TAX W/H		524.96	
	531-0000-21130	STATE TAX PAYABLE		STATE TAX W/H		0.22	
EFTPS	EFTPS		08/07/2026	Bank Draft	0.00	32,679.68	DFT0000196

Vendor Number / Payable #	Vendor Name / Payable Type	Post Date	Payment Date / Payable Description	Payment Type	Discount Amount	Payment Amount	Number
	Account Number	Account Name		Item Description	Distribution Amount		
INV0001703	Invoice	08/07/2026	FEDERAL TAX		0.00	32,679.68	
	100-0000-21120	FEDERAL TAX PAYABLE		FEDERAL TAX	21,493.44		
	121-0000-21120	FEDERAL TAX PAYABLE		FEDERAL TAX	318.49		
	213-0000-21120	FEDERAL TAX PAYABLE		FEDERAL TAX	137.11		
	309-0000-21120	FEDERAL TAX PAYABLE		FEDERAL TAX	3,212.15		
	310-0000-21120	FEDERAL TAX PAYABLE		FEDERAL TAX	5,467.46		
	311-0000-21120	FEDERAL TAX PAYABLE		FEDERAL TAX	704.51		
	312-0000-21120	FEDERAL TAX PAYABLE		FEDERAL TAX	260.52		
	410-0000-21120	FEDERAL TAX PAYABLE		FEDERAL TAX	1,020.48		
	531-0000-21120	FEDERAL TAX PAYABLE		FEDERAL TAX	0.52		
	652-0000-21120	FEDERAL TAX PAYABLE		FEDERAL TAX	65.00		
EFTPS	EFTPS		08/07/2026	Bank Draft	0.00	162.16	DFT0000197
INV0001704	Invoice	08/07/2026	MEDICARE W/H		0.00	162.16	
	100-0000-21110	FICA/MEDICARE PAYABLE		MEDICARE W/H	162.16		
EFTPS	EFTPS		08/07/2026	Bank Draft	0.00	693.40	DFT0000198
INV0001705	Invoice	08/07/2026	FICA W/H		0.00	693.40	
	100-0000-21110	FICA/MEDICARE PAYABLE		FICA W/H	693.40		
STAEDD	STATE OF CALIFORNIA E.D.D.		08/07/2026	Bank Draft	0.00	251.43	DFT0000199
INV0001706	Invoice	08/07/2026	STATE TAX W/H		0.00	251.43	
	100-0000-21130	STATE TAX PAYABLE		STATE TAX W/H	251.43		
EFTPS	EFTPS		08/07/2026	Bank Draft	0.00	551.00	DFT0000200
INV0001707	Invoice	08/07/2026	FEDERAL TAX		0.00	551.00	
	100-0000-21120	FEDERAL TAX PAYABLE		FEDERAL TAX	551.00		
EFTPS	EFTPS		08/07/2026	Bank Draft	0.00	1,512.58	DFT0000201
INV0001708	Invoice	08/07/2026	MEDICARE W/H		0.00	1,512.58	
	100-0000-21110	FICA/MEDICARE PAYABLE		MEDICARE W/H	1,512.58		
EFTPS	EFTPS		08/07/2026	Bank Draft	0.00	6,467.62	DFT0000202
INV0001709	Invoice	08/07/2026	FICA W/H		0.00	6,467.62	
	100-0000-21110	FICA/MEDICARE PAYABLE		FICA W/H	6,467.62		
STAEDD	STATE OF CALIFORNIA E.D.D.		08/07/2026	Bank Draft	0.00	3,442.44	DFT0000203
INV0001710	Invoice	08/07/2026	STATE TAX W/H		0.00	3,442.44	
	100-0000-21130	STATE TAX PAYABLE		STATE TAX W/H	3,442.44		
EFTPS	EFTPS		08/07/2026	Bank Draft	0.00	11,474.81	DFT0000204

Vendor Number / Payable #	Vendor Name / Payable Type / Account Number	Post Date	Payment Date / Payable Description / Account Name	Payment Type / Item Description	Discount Amount / Discount Amount / Distribution Amount	Payment Amount / Payable Amount	Number
INV0001711	Invoice	08/07/2026	FEDERAL TAX		0.00	11,474.81	
	100-0000-21120		FEDERAL TAX PAYABLE	FEDERAL TAX		11,474.81	

Bank Code APRAB Summary

Payment Type	Payable Count	Payment Count	Discount	Payment
Regular Checks	348	143	0.00	1,159,860.65
Manual Checks	0	0	0.00	0.00
Voided Checks	0	3	0.00	0.00
Bank Drafts	12	12	0.00	124,721.40
EFT's	48	27	0.00	778,871.15
	408	**185**	**0.00**	**2,063,453.20**

All Bank Codes Check Summary

Payment Type	Payable Count	Payment Count	Discount	Payment
Regular Checks	348	143	0.00	1,159,860.65
Manual Checks	0	0	0.00	0.00
Voided Checks	0	3	0.00	0.00
Bank Drafts	12	12	0.00	124,721.40
EFT's	48	27	0.00	778,871.15
	408	**185**	**0.00**	**2,063,453.20**

Fund Summary

Fund	Name	Period	Amount
999	POOLED CASH	7/2026	367,552.16
999	POOLED CASH	8/2026	1,695,901.04
			2,063,453.20

AGENDA ITEM NO. 3.

CITY OF SOLEDAD
STAFF REPORT

SUBJECT: **Resolution No. 6379, A Resolution of The City Council of the City of Soledad Approving the Adoption of a Supplemental Authorizing Resolution to Incorporate all HOME Investment Partnerships (HOME) Program Funding Sources in Compliance with HUD Contracting Requirements**

TO: **Honorable Mayor Velazquez and City Council**

FROM: **Beatriz Trujillo, Community and Economic Development Director and Kimberly Herrera, Management Analyst**

THROUGH: **Megan Hunter, City Manager**

MEETING DATE: **August 19, 2026**

Recommendation

It is recommended that the City Council adopt resolution No. 6379, "Approving the Adoption of a Supplemental Authorizing Resolution to Incorporate all HOME Investment Partnerships (HOME) Program Funding Sources, including HOME Program Income/Revolving Fund (HOME PI/RF), Recaptured Funds (RF), and Program Income Administration (PI Admin) funds, in Compliance with HUD Contracting Requirements."

Executive Summary

City Council previously approved Resolution No. 6217, authorizing the submittal of the 2024 HOME Investment Partnerships (HOME) Program application, and Resolution No. 6218, adopting the HOME First-Time Homebuyer Assistance Program Guidelines. Following City Council approval, the California Department of Housing and Community Development (HCD) issued additional guidance requiring that the City's Authorizing Resolution explicitly identify all HOME program funding sources, including HOME Program Income/Revolving Fund (HOME OI/RF), Recaptured Funds (RF), and Program Income Administration (PI Admin) funds, whether currently available or anticipated over the next four fiscal years. This action will ensure full compliance with U.S. Department of Housing and Urban Development (HUD) regulations, which require all HOME Program funds to be formally authorized and placed under a fully executed Standard Agreement or approved contract amendment prior to expenditure.

Background

On December 30, 2024, the California Department of Housing and Community Development (HCD) released the 2024 HOME Investment Partnerships Program Notice of Funding Availability (NOFA). In

response, the City prepared and applied for the First-Time Homebuyer Assistance Program and City Council adopted the necessary program guidelines and application authorization through Resolution No. 6217 and 6218.

Since then, HCD has clarified that jurisdictions must include a comprehensive listing of all HOME Program funding sources within their Authorizing Resolution as a condition of executing the Standard Agreement. This requirement applies to current program balances, projected income, and recaptured funds over the four years.

The intent of this requirement is to ensure that all eligible HOME funds are properly identified, bound under contract, and available for fund disbursement under a single executed agreement.

Review & Analysis

Although the City has already completed the application submittal process and adopted program guidelines, HCD now requires an updated Authorizing Resolution to ensure that the City's funding structure is fully eligible under HUD regulations.

Specifically, the updated resolution must explicitly state the following HOME funding sources:
- HOME Program Income/Revolving Fund (HOME PI/RF)
- Recaptured Funds (RF)
- Program Income Administration (PI Admin) Funds

These funding sources must be identified regardless of whether they are currently on hand or anticipated over the next four fiscal years. This ensures that all potential program resources are eligible for inclusion under the State's Standard Agreement and available for future program activity, subject to compliance requirements.

The proposed Supplemental Authorizing Resolution will update the City's prior authorization solely to meet this compliance requirement. It does not modify the previously approved application, program guidelines, or change City Council direction regarding program implementation. Rather, it aligns existing approvals with updated HCD contract requirements.

Financial Considerations

No fiscal impact to the General Fund will result from adoption of the supplemental resolution. The action only ensures compliance with HCD and HUD funding requirements.

Strategic Plan Alignment

This item supports Strategic Plan Goal 2.5 - Promote Homeownership, Financial Literacy, and First-Time Buyer Assistance. The HOME-ARP funds will be used to establish a First-Time Homebuyer Program that provides financial assistance and homeownership resources to income-qualified households, helping residents overcome barriers to home ownership.

Alternatives

1. Approve adoption of the Supplemental Authorizing Resolution to incorporate all HOME Program funding sources in compliance with HCD and HUD requirements (Recommended)
2. Deny the Supplemental Authorizing Resolution, which is not recommended as it may delay or limit the City's ability to fully execute the State Standard Agreement and access HOME Program

funding.

Planning/CEQA

Not a Project. The City of Soledad has determined that the proposed action is not a project as defined by the California Environmental Quality Act (CEQA) (CEQA Guidelines Section 15378). The action involves administrative activities that have no potential to result in either a direct physical change to the environment or a reasonably foreseeable indirect physical change to the environment.

Public Notice Requirements

Not required.

Attachment(s):
Resolution No. 6379

RESOLUTION NO. 6379

THE GOVERNING BOARD OF
the City of Soledad

HEREBY AUTHORIZES: Submittal of an application to the California Department of Housing and Community Development for a NOFA grant and the authority to expend Program Income, Recaptured Funds, and Program Income Administrative Funds (hereinafter "Program Income" or "PI") under the HOME Investment Partnerships Program (HOME); and if approved, the execution of a Standard Agreement, any amendments thereto, and of any related documents necessary to participate in the HOME Program.

WHEREAS:

A. The California Department of Housing and Community Development (the "Department") is authorized to allocate HOME Investment Partnerships Program ("HOME") funds made available from the U.S. Department of Housing and Urban Development ("HUD"). HOME funds are to be used for the purposes set forth in Title II of the Cranston-Gonzalez National Affordable Housing Act of 1990, in federal implementing regulations set forth in Title 24 of the Code of Federal Regulations, part 92, and in Title 25 of the California Code of Regulations commencing with section 8200.

B. On December 30, 2024, the Department issued a Notice of Funding Availability announcing the availability of funds under the HOME program (the "NOFA").

C. In response to the NOFA, the City of Soledad, a municipal corporation (the "Applicant"), wishes to apply to the Department for, and receive an allocation of, HOME funds.

D. Applicant is in possession of $446,043 of HOME Program Income and Recaptured Funds derived from payments, payoffs, and/or residual receipts from prior Department-funded HOME loans(s) made by Applicant and anticipates receipts as high as $60,000 of additional HOME Program Income and/or Recaptured Funds in the next four years, of which $ 506,043 is requested to be awarded by the Department for the project or activity(ies) specified below.

IT IS NOW THEREFORE RESOLVED THAT:

1. In response to the above-referenced HOME NOFA, the Applicant shall submit an Application to the Department to participate in the HOME program for a grant allocation of funds not to exceed Five Hundred Thousand Dollars (500,000), plus an allocation of HOME PI funds not to exceed Five Hundred Six Thousand Forty-Three Dollars ($506,043) for the following activities and/or programs:

First-Time Homebuyer Assistance Program

to be located in the City of Soledad.

2. If the Application for funding is approved, then the Applicant hereby agrees to use the HOME funds for eligible activities in the manner presented in its Application as approved by the Department in accordance with the statutes and regulations cited above. The Applicant will also execute a Standard Agreement with the Department, any amendments thereto, and any and all other documents or instruments necessary or required by the Department or HUD for participation in the HOME program.

3. The Applicant hereby authorizes and directs the City Manager to execute, in the name of the Applicant, the HOME Standard Agreement, other HOME-related contracts and conveyances, and any subsequent amendments thereto.

4. The Applicant hereby authorizes the City Manager or Community and Economic Development Director or their designee to execute, in the name of the Applicant, drawdown requests and any other HOME Program form requiring a signature, as may be required by the Department from time to time.

PASSED AND ADOPTED THIS 19th DAY OF AUGUST 2026, BY THE FOLLOWING VOTE:

AYES, and in favor thereof, Councilmember:

NOES, Councilmembers:

ABSENT, Councilmembers:

ABSTAIN, Councilmembers

CERTIFICATION OF ATTESTING OFFICER

The undersigned Megan Elizabeth Hunter, City Clerk of the Applicant does hereby attest and certify that the foregoing is a true and full copy of a Resolution of the governing board of the Applicant passed and adopted at a duly convened meeting on the date set forth above, and said Resolution has not been altered, amended, or repealed and is in full force and effect.

_____	_____	_____
Name	Signature	Date

AGENDA ITEM NO. 4.

CITY OF SOLEDAD
STAFF REPORT

SUBJECT: **Resolution No. 6405, A Resolution of the City Council of the City of Soledad Supporting a Pilot Rail Service Connecting Los Angeles and the San Francisco Bay Area for the Summer 2028 Olympics**

TO: **Honorable Mayor Velazquez and City Council**

FROM: **Donald Wilcox, Public Works Director**

THROUGH: **Megan Hunter, City Manager**

MEETING DATE: **August 19, 2026**

Recommendation

It is recommended that the City Council of the City of Soledad consider and adopt Resolution No. 6405, "Supporting a Pilot Rail Service Connecting Los Angeles and the San Francisco Bay Area for the Summer 2028 Olympics."

Executive Summary

The City of Soledad is a member agency of the Transportation Agency for Monterey County (TAMC). TAMC, through the Coast Rail Coordinating Council (CRCC) and its Central Coast transportation planning partners, is seeking support from member jurisdictions for continued State investment in passenger rail service along the Central Coast Rail Corridor and for grant funding to implement a passenger rail pilot service connecting the San Francisco Bay Area, San Luis Obispo, and Los Angeles during the 2028 Olympic Games. Adoption of the proposed resolution would express the City's support for these regional efforts and would not create any financial obligation for the City of Soledad.

Background

The Transportation Agency for Monterey County (TAMC) has requested support from its member agencies for efforts to secure State funding for a passenger rail pilot service connecting the San Francisco Bay Area, San Luis Obispo, and Los Angeles during the 2028 Olympic Games. The proposal is being coordinated through the Coast Rail Coordinating Council (CRCC) and regional transportation planning agencies along the Central Coast Rail Corridor.

The proposed pilot service would leverage increased transportation demand associated with the 2028 Olympic Games and serve as a demonstration project supporting long-term efforts to establish expanded state-supported passenger rail service along California's Central Coast. The initiative is intended to complement ongoing planning and funding efforts for passenger rail service enhancements serving Monterey County and the broader region. Adoption of the resolution does not commit City

resources or funding.

Review & Analysis

The Transportation Authority of Monterey County has been leading the planning, funding, and implementation of passenger rail service extensions to Monterey County. This is being done in coordination with federal, state, and regional partner agencies in the Central Coast Rail Corridor, which is a regional priority for enhancing mobility and economic benefits for Monterey County communities and visitors. The 2028 Olympic Games will be hosted in Los Angeles, and official venues will be in other large metropolitan areas such as San Jose and San Diego. The games will attract millions of domestic and international tourists who would choose to take rail or air service between Southern and Northern California.

A gap exists in state-supported passenger rail service between Southern California and the San Francisco Bay Area via the Central Coast, particularly between San Luis Obispo and San Jose on the Pacific Coast Route. Existing rail infrastructure could support an additional passenger train frequency if train equipment and rail crews are provided. The Coast Rail Coordinating Council is identifying the funding needed to support planning, capital, and operations for a passenger rail pilot service during the 2028 Olympic Games. The pilot service would leverage transportation interest related to the international event while complementing efforts to implement ongoing passenger rail service to Monterey County.

State-supported intercity passenger rail operations, including new passenger rail services operating between Los Angeles and San Luis Obispo and between San Luis Obispo and San Diego on the Pacific Surfliner, are currently funded only through June 2027. Continued funding would help maintain service and allow for a pilot Central Coast passenger rail service through the 2028 Olympic Games.

Staff recommends supporting the Coast Rail Coordinating Council's efforts to provide a passenger rail pilot service between Los Angeles, San Luis Obispo, and the San Francisco Bay Area during the 2028 Olympic Games. These efforts include fully funding Annual Business Plans for the Capitol Corridor and Los Angeles-San Luis Obispo-San Diego (LOSSAN) Corridor intercity passenger rail services to maintain operations, restore pre-COVID passenger service levels, and allow for planned expansion of state-supported intercity passenger rail service in the Central Coast Rail Corridor.

Financial Considerations

There is no financial impact to the City of Soledad associated with the adoption of the resolution.

Strategic Plan Alignment

This action supports the City of Soledad Strategic Plan by advancing regional mobility, expanding transportation options, and improving connectivity between Soledad and key economic and tourism destinations. It supports efforts to enhance regional transit access for residents and visitors.

Goal 5.3: Enhance Public Transit, Senior Mobility, and Regional Connectivity (Regional)
Improve access, safety, and convenience for residents, workers, visitors, and regional travelers through coordinated transit and transportation investments.

Objective 5.3.2: Improve tourism and regional transit connectivity
Enhance transit connections between Soledad, regional attractions, and neighboring cities to support economic development and sustainable tourism.

Alternatives

- Do not approve the resolution.
- Modify the resolution and approve.
- Provide other direction to staff.

Planning/CEQA

This action is not considered a project for purposes of the California Environmental Quality Act (CEQA), and no additional environmental review is required.

Public Notice Requirements

None required.

Attachment(s):
Resolution No. 6405

RESOLUTION NO. 6405

A RESOLUTION OF THE CITY COUNCIL OF THE CITY OF SOLEDAD SUPPORTING A PILOT RAIL SERVICE CONNECTING LOS ANGELES AND THE SAN FRANCISCO BAY AREA FOR THE SUMMER 2028 OLYMPICS

WHEREAS, the City of Soledad is a member jurisdiction of the Transportation Agency for Monterey County (TAMC), which coordinates through the Coast Rail Coordinating Council, and its Central Coast transportation planning agency partners to advocate for rail improvements along the Central Coast Rail Corridor; and

WHEREAS, TAMC has been leading the planning, funding, and implementation of passenger rail service extensions to Monterey County in coordination with federal, state, and regional partner agencies in the Central Coast Rail Corridor, which is a regional priority for enhancing mobility and economic benefits for Monterey County communities and visitors; and

WHEREAS, the 2028 Olympics Games will be hosted in Los Angeles, and official venues will be in other large metropolitan areas such as San Jose and San Diego; and

WHEREAS, the 2028 Olympics Games will attract millions of domestic and international tourists that would choose to take rail or air service between southern and northern California; and

WHEREAS, there is a gap in state-supported passenger rail service between San Luis Obispo and San Jose on the Pacific Coast Route connecting Southern and Northern California with no state-supported trains that connect Los Angeles and the San Francisco Bay Area; and

WHEREAS, existing rail infrastructure could support an additional passenger train frequency if train equipment and rail crews can be provided; and

WHEREAS, the Coast Rail Coordinating Council is now identifying the funding needs to support planning, capital, and operations of a passenger rail pilot service during the Olympics; and

WHEREAS, a passenger rail pilot service for the 2028 Olympic Games would leverage interest in transportation for this international event and serve to complement implementation of ongoing, regular passenger rail service to Monterey County; and

WHEREAS, State-supported intercity passenger rail operations, including new passenger rail services now operating between Los Angeles and San Luis Obispo, and San Luis Obispo to San Diego on the Pacific Surfliner trains are only funded through June 2027 and should be continued to allow for a pilot Central Coast passenger rail service through the Summer 2028 Olympics;

NOW, THEREFORE, BE IT RESOLVED BY THE CITY COUNCIL OF THE CITY OF SOLEDAD AS FOLLOWS:

1. The City Council supports fully funding Annual Business Plans for the Capitol Corridor and Los Angeles-San Luis Obispo-San Diego (LOSSAN) Corridor intercity passenger rail services to maintain operations funding needed to sustain pre-COVID passenger service levels and allow for planned expansion of State-supported intercity passenger rail service in the Central Coast Rail Corridor; and

2. The City Council supports efforts by the Coast Rail Coordinating Council to provide passenger rail pilot service between Los Angeles-San Luis Obispo-San Francisco Bay Area during the 2028 Olympics Games.

PASSED AND ADOPTED by the City Council of the City of Soledad, State of California, this 19th day of August 2026, by the following votes:

AYES, and in favor thereof, Councilmembers:

NOES, Councilmembers:

ABSENT, Councilmembers:

ABSTAIN, Councilmembers:

_____
ANNA M. VELAZQUEZ, Mayor

ATTEST:

_____
MEGAN HUNTER, City Clerk

AGENDA ITEM NO. 5.

CITY OF SOLEDAD
STAFF REPORT

SUBJECT: **Resolution No. 6406, A Resolution of the City Council of the City of Soledad Approving a Contract for Construction Services with Clean Infusion LLC in an Amount of $161,868.00 plus a 10% Contingency ($16,186.80) for a Total Not-To-Exceed Amount of $178,054.80 for the Installation of a Replacement Central Gear Drive Unit for Water Reclamation Facility (WRF) Secondary Clarifier #1 and Authorizing the City Manager to Execute Said Contract on Behalf of the City of Soledad**

TO: **Honorable Mayor Velazquez and City Council**

FROM: **Carla James, Water Resources Manager, and Don Wilcox, Public Works Director**

THROUGH: **Megan Hunter, City Manager**

MEETING DATE: **August 19, 2026**

Recommendation

It is recommended that the City Council of the City of Soledad consider and adopt Resolution No. 6406, "Approving a Contract for Construction Services with Clean Infusion LLC in an Amount of $161,868.00 plus a 10% Contingency ($16,186.80) for a Total Not-To-Exceed Amount of $178,054.80 for the Installation of a Replacement Central Gear Drive Unit for Water Reclamation Facility (WRF) Secondary Clarifier #1 and Authorizing the City Manager to Execute Said Contract on Behalf of the City of Soledad."

Executive Summary

Secondary Clarifier #1 is currently out of service due to a non-functional central gear drive unit, a large mechanical component that has operated 24/7 for the past 16 years since the WRF was constructed. The WRF is currently operating with only Secondary Clarifier #2 in service, leaving no redundancy for solids removal. A single clarifier can handle the current incoming flow volume, but without redundancy, the treatment process is at significant operational risk.

The purchase of a replacement central gear drive unit from SPS Engineering for Secondary Clarifier #1 was previously approved by City Council at their May 20, 2026 meeting. Manufacturing of the gear drive unit by SPS Engineering is currently underway. SPS Engineering estimates delivery to the City by late August or early September 2026.

Staff solicited a competitive bid request for gear drive installation services from Class A General Engineering Contractors. The City received 3 bids, and Clean Infusion LLC was chosen as the lowest

responsive and responsible bidder, with a Total Not-To-Exceed amount of $178,054.80, which includes a 10% contingency. The earlier equipment purchase initiated a critical repair timeline that would align with installation services. Now, if approved, the installation contract will help the City return the secondary clarifier to service before the fall rainy season.

Background

The City of Soledad's (City's) Water Reclamation Facility (WRF) includes two spiral scraper secondary clarifiers that were installed as part of the original WRF layout in 2010. Each circular clarifier is 90 feet in diameter and consists of a central drive unit, two rotating rake arms, lower scraper blades, upper skimmer blades, a scum pipe collector, and a catwalk (bridge) extending over the basin to allow Operators to access the center.

As the name implies, clarifiers are designed to "clarify" or "clear" the wastewater. Secondary clarifiers are integral to the secondary wastewater treatment process at the WRF, as they help remove Activated Sludge that forms and accumulates in the upstream Biological Nutrient Reactor (BNR) basins. As Activated Sludge from the BNR basins flows up into the central Energy Dissipating Inlet (EDI) and the subsequent feedwell of the clarifier, solids begin to settle rapidly on the floor, which is angled towards the center.

The lower scraper blades help push and direct the solids into a withdrawal hopper and lower collection pipe. Some of the collected solids are sent back (returned) upstream to the BNRs as Return Activated Sludge (RAS), and a portion is diverted to the Sludge Stabilization Basins (SSBs) as Waste Activated Sludge (WAS). Wastewater Operators balance the RAS/WAS amounts based on operational conditions and maintain a thick sludge blanket (approximately 3-4 feet deep) at the bottom of the clarifier and over the hopper to prevent short-circuiting.

A Limitorque® actuator installed above the catwalk adjusts the angle of the scum collector pipe as each rotating arm makes a revolution. As the upper skimmer blades near the surface of the clarifier trap floating solids, the solids are deposited into the scum collector pipe that is positioned directly underneath the catwalk. Floating scum solids are transferred to the SSBs via an intermediary scum pit. Clarified, or clear water, essentially free of most scum and/or solids, flows over effluent weirs that surround the outer edge of the clarifiers and to the Equalization (EQ) Basin downstream.

The Secondary Clarifiers are vital to solids removal. Only a minimal amount of solids should be allowed to pass over the weirs and carry over into the EQ Basin. Solids that do get carried over are later removed by a flocculation and filtration process upstream of the UV Channels. Still, those processes are not designed to handle large amounts of solids.

Shown below is an overly simplified flowchart representing the main treatment processes.

Influent --> BNRs (Activated Sludge) --> Secondary Clarifiers --> EQ Basin --> Flocculation --> Filtration --> UV Disinfection -->Effluent

Secondary Clarifier #1 will need to be drained and kept dry for the duration of the installation, which necessitates that this project be completed in the dry months, before the rainy season. Otherwise, when groundwater levels rise, there is a possibility that the clarifier itself would "pop" or "float" free from the ground due to buoyancy – an event that would be disastrous to the WRF.

Review & Analysis

On May 20, 2026, the City Council approved the purchase of the replacement central gear drive unit from SPS Engineering, the original equipment manufacturer and sole-source provider, for a not-to-exceed cost of $55,000. SPS Engineering received the purchase order shortly thereafter and, given their estimated lead time of 14-16 weeks, is expected to deliver the fabricated gear drive unit to the City by late August or early September 2026.

Staff solicited a Request for Bids (RFB) for the Secondary Clarifier #1 Gear Drive Installation Project on July 10, 2026, with bids due on August 07, 2026.

The installation project requires the prime contractor to possess a Class A General Engineering Contractor license. A Specialty Contractor C-10 license for electrical work is also required, but the specialty work may be subcontracted if the prime contractor does not hold the C-10 license. In addition, the contractor is required to hire an SPS Engineering representative who will guide the new drive, help with field testing, and advise on adjustments during rotation (to set torque).

Staff reviewed the submitted bids and determined that Clean Infusion LLC is the lowest responsive and responsible bidder, with a bid amount of $161,868.00. Although the City did not provide an Engineer's Estimate, the bid amount is within a reasonable range for this type of project, when compared to similar scopes of work that Staff has researched.

Staff recommends awarding a construction contract to Clean Infusion LLC in an amount of $161,868.00 plus a 10% Contingency ($16,186.80) for a total not-to-exceed Amount of $178,054.80 for the installation of a replacement Central Gear Drive Unit for Water Reclamation Facility (WRF) Secondary Clarifier #1. The City's standard construction contract form will be used. The Notice-To-Proceed (NTP) for Clean Infusion LLC will not be issued until SPS Engineering's equipment delivery date is scheduled and confirmed by the City.

A total of three bids were received, as summarized in the table below.

Name of Bidder	**Bid Amount**
Clean Infusion LLC	$161,868.00
Ellison Environmental Inc (DBA Fluid Resource Management)	$289,100.00
Katch Environmental, Inc.	$801,067.28

Once this project is complete, staff will assess rebuilding the old gear drive unit to install in Secondary Clarifier #2 proactively and prior to imminent failure, as that unit is also at the end of its useful service life.

Financial Considerations

Staff allocated $200,000 for clarifier improvements in FY 2026/2027 from Capital Outlay (Wastewater Budget Line 310-0000-57000) to be used for the gear drive installation project.

The gear drive unit equipment purchase was previously covered in Fiscal Year (FY) 2025/2026 and is therefore not part of current financial considerations.

Strategic Plan Alignment

This project is consistent with Objective 3.4.1 – Upgrade and modernize water, wastewater, and stormwater systems for long-term sustainability and efficiency. Specifically, the Strategic Plan identifies the implementation of Wastewater System Modernization through secondary process upgrades.

Alternatives

- Adopt the attached resolution.
- Do not adopt the attached resolution. This is not recommended, as the WRF is currently running with only one Secondary Clarifier in service, eliminating process redundancy.

Planning/CEQA

The replacement of failed Secondary Clarifier #1 is categorically exempt under CEQA pursuant to Section 15301(d) – Existing Facilities. This Class 1 categorical exemption applies to the operation, repair, maintenance, leasing, or minor alteration of existing public or private structures and facilities, where the activity involves negligible or no expansion of the existing use of the site.

Public Notice Requirements

None required.

Attachment(s):
Resolution No. 6406
Exhibit A
Attachment 1 - Bid Proposal

RESOLUTION NO. 6406

A RESOLUTION OF THE CITY COUNCIL OF THE CITY OF SOLEDAD APPROVING A CONTRACT FOR CONSTRUCTION SERVICES WITH CLEAN INFUSION LLC IN AN AMOUNT OF $161,868 PLUS A 10% CONTINGENCY ($16,186.80) FOR A TOTAL NOT-TO-EXCEED AMOUNT OF $178,054.80 FOR THE INSTALLATION OF A REPLACEMENT CENTRAL GEAR DRIVE UNIT FOR WATER RECLAMATION FACILITY (WRF) SECONDARY CLARIFIER #1 AND AUTHORIZING THE CITY MANAGER TO EXECUTE SAID CONTRACT ON BEHALF OF THE CITY OF SOLEDAD

WHEREAS, the City of Soledad's Water Reclamation Facility (WRF) includes two secondary clarifiers, originally manufactured by SPS Engineering and installed in 2010; and

WHEREAS, the secondary clarifiers are designed to "clarify" or "clear" the wastewater and are integral to the secondary wastewater treatment process; and

WHEREAS, Secondary Clarifier #1's central gear drive unit has failed, leaving only one secondary clarifier in operation, eliminating process redundancy and increasing operational risk; and

WHEREAS, the purchase of a replacement central gear drive unit from SPS Engineering for Secondary Clarifier #1 was previously approved by City Council at their May 20, 2026 meeting; and

WHEREAS, SPS Engineering is currently manufacturing the replacement central gear drive unit, and estimates equipment delivery to the City by late August or early September 2026; and

WHEREAS, the earlier equipment purchase initiated a critical repair timeline that would align with installation services; and

WHEREAS, Staff solicited a competitive bid request for gear drive installation services from Class A General Engineering Contractors; and

WHEREAS, the City received 3 bids, and Clean Infusion LLC was chosen as the lowest responsive and responsible bidder, with a bid amount of $161,868.00; and

WHEREAS, Staff recommends awarding a construction contract to Clean Infusion LLC in a Total Not-To-Exceed amount of $178,054.80, which includes a ten percent (10%) contingency of $16,186.80; and

WHEREAS, the Notice-To-Proceed (NTP) for Clean Infusion LLC will not be issued until SPS Engineering's equipment delivery date is scheduled and confirmed by the City; and

WHEREAS, the installation of the new equipment is set to occur in the dry months when the groundwater table will not cause buoyancy of the secondary clarifier; and

WHEREAS, Secondary Clarifier #1 will need to be drained and kept dry for the duration of the installation; and

WHEREAS, the Clean Infusion LLC Contract for Construction Services for the installation of replacement central gear drive unit will allow for timely repair of the Secondary Clarifier #1, which will increase operational efficiency and redundancy; and

WHEREAS, the replacement of failed Secondary Clarifier #1 is categorically exempt under CEQA Section 15301 (d) – Existing Facilities, as a Class 1 categorical exemption that applies to the operation, repair, maintenance, leasing, or minor alteration of existing public or private structures or facilities, provided the exemption only involves negligible or no expansion of the previous site's use.

NOW THEREFORE, BE IT HEREBY RESOLVED, that the City Council of the City of Soledad hereby approves a contract for construction services with Clean Infusion LLC in an amount not-to-exceed $178,054.80, for the installation of the replacement central gear drive unit currently being manufactured by SPS Engineering, and authorizes the City Manager to execute said contract on behalf of the City of Soledad, attached hereto as **"Exhibit A."**

PASSED AND ADOPTED by the City Council of the City of Soledad at a regular meeting duly held on the 19th day of August 2026 by the following vote:

AYES, and in favor thereof, Councilmembers:

NOES, Councilmembers:

ABSENT, Councilmembers:

ABSTAIN, Councilmembers:

_____
ANNA M. VELAZQUEZ, Mayor

ATTEST:

_____
MEGAN HUNTER, City Clerk

Contract

This public works contract ("Contract") is entered into by and between the **City of Soledad** ("City") and **Clean Infusion LLC** (Contractor), for work on the Secondary Clarifier No. 1 Gear Drive Installation Project ("Project").

The parties agree as follows:

1. **Award of Contract.** In response to the Notice Inviting Bids, Contractor has submitted a Bid Proposal to perform the Work to construct the Project. On August 19, 2026, City authorized award of this Contract to Contractor for the amount set forth in Section 4, below.

2. **Contract Documents.** The Contract Documents incorporated into this Contract include and are comprised of the documents listed below. The definitions provided in Article 1 of the General Conditions apply to all Contract Documents, including this Contract.

   2.1 Notice Inviting Bids;
   2.2 Instructions to Bidders;
   2.3 Addenda, if any;
   2.4 Bid Proposal and attachments thereto;
   2.5 Contract;
   2.6 Payment and Performance Bonds;
   2.7 General Conditions;
   2.8 Special Conditions;
   2.9 Technical Specifications
   2.10 Special Technical Provisions
   2.11 Project Plans and Specifications;
   2.12 Change Orders, if any;
   2.13 Notice of Potential Award;
   2.14 Notice to Proceed; and
   2.15 The following: _____ _____. <List additional documents here, if any, including the formal title and document date. If there are no additional documents, write "No other documents" in the space above.>

3. **Contractor's Obligations.** Contractor will perform all of the Work required for the Project, as specified in the Contract Documents. Contractor must provide, furnish, and supply all things necessary and incidental for the timely performance and completion of the Work, including all necessary labor, materials, supplies, tools, equipment, transportation, onsite facilities, and utilities, unless otherwise specified in the Contract Documents. Contractor must use its best efforts to diligently prosecute and complete the Work in a professional and expeditious manner and to meet or exceed the performance standards required by the Contract Documents.

4. **Payment.** As full and complete compensation for Contractor's timely performance and completion of the Work in strict accordance with the terms and conditions of the Contract Documents, City will pay Contractor **$161,868** ("Contract Price") for all of Contractor's direct and indirect costs to perform the Work, including all labor, materials, supplies, equipment, taxes, insurance, bonds and all overhead costs, in accordance with the payment provisions in the General Conditions.

5. **Time for Completion.** Contractor will fully complete the Work for the Project, meeting all requirements for Final Completion, within 60 calendar days from the start date set forth in

the Notice to Proceed ("Contract Time"). By signing below, Contractor expressly waives any claim for delayed early completion.

6. **Liquidated Damages.** As further specified in Article 5.4 of the General Conditions, if Contractor fails to complete the Work within the Contract Time, City will assess liquidated damages in the amount of $500 per day for each day of unexcused delay in achieving Final Completion, and such liquidated damages may be deducted from City's payments due or to become due to Contractor under this Contract.

7. **Labor Code Compliance.**

   7.1 **General.** This Contract is subject to all applicable requirements of Chapter 1 of Part 7 of Division 2 of the Labor Code, including requirements pertaining to wages, working hours and workers' compensation insurance, as further specified in Article 9 of the General Conditions.

   7.2 **Prevailing Wages.** This Project is subject to the prevailing wage requirements applicable to the locality in which the Work is to be performed for each craft, classification or type of worker needed to perform the Work, including employer payments for health and welfare, pension, vacation, apprenticeship and similar purposes. Copies of these prevailing rates are available online at http://www.dir.ca.gov/DLSR.

   7.3 **DIR Registration.** City may not enter into the Contract with a bidder without proof that the bidder and its Subcontractors are registered with the California Department of Industrial Relations to perform public work pursuant to Labor Code § 1725.5, subject to limited legal exceptions.

8. **Workers' Compensation Certification.** Pursuant to Labor Code § 1861, by signing this Contract, Contractor certifies as follows: "I am aware of the provisions of Labor Code § 3700 which require every employer to be insured against liability for workers' compensation or to undertake self-insurance in accordance with the provisions of that code, and I will comply with such provisions before commencing the performance of the Work on this Contract."

9. **Conflicts of Interest.** Contractor, its employees, Subcontractors, and agents may not have, maintain, or acquire a conflict of interest in relation to this Contract in violation of any City ordinance or requirement, or in violation of any California law, including Government Code § 1090 et seq., or the Political Reform Act, as set forth in Government Code § 81000 et seq. and its accompanying regulations. Any violation of this Section constitutes a material breach of the Contract.

10. **Independent Contractor.** Contractor is an independent contractor under this Contract and will have control of the Work and the means and methods by which it is performed. Contractor and its Subcontractors are not employees of City and are not entitled to participate in any health, retirement, or any other employee benefits from City.

11. **Notice.** Any notice, billing, or payment required by or pursuant to the Contract Documents must be made in writing, signed, dated, and sent to the other party by personal delivery, U.S. Mail, a reliable overnight delivery service, or by email as a PDF file. Notice is deemed effective upon delivery, except that service by U.S. Mail is deemed effective on the second working day after deposit for delivery. Notice for each party must be given as follows:

City:

City of Soledad
248 Main Street
Soledad, CA 93960
(831) 223-5000

Attn: Donald T. Wilcox, P.E.
DWilcox@cityofsoledad.gov

Copy to: Carla James
cjames@cityofsoledad.gov

Contractor:

Name: Clean Infusion LLC
Address: 2505 Shepard Blvd.
City/State/Zip: Columbia, Missouri 65201
Phone: 347-949-1313
Attn:
Email:
Copy to:

12. General Provisions.

12.1 Assignment and Successors. Contractor may not assign its rights or obligations under this Contract, in part or in whole, without City's written consent. This Contract is binding on Contractor's and City's lawful heirs, successors and permitted assigns.

12.2 Third Party Beneficiaries. There are no intended third party beneficiaries to this Contract.

12.3 Governing Law and Venue. This Contract will be governed by California law and venue will be in the Monterey County Superior Court, and no other place. Contractor waives any right it may have pursuant to Code of Civil Procedure § 394, to file a motion to transfer any action arising from or relating to this Contract to a venue outside of Monterey County, California.

12.4 Amendment. No amendment or modification of this Contract will be binding unless it is in a writing duly authorized and signed by the parties to this Contract.

12.5 Integration. This Contract and the Contract Documents incorporated herein, including authorized amendments or Change Orders thereto, constitute the final, complete, and exclusive terms of the agreement between City and Contractor.

12.6 Severability. If any provision of the Contract Documents is determined to be illegal, invalid, or unenforceable, in whole or in part, the remaining provisions of the Contract Documents will remain in full force and effect.

12.7 Iran Contracting Act. If the Contract Price exceeds $1,000,000, Contractor certifies, by signing below, that it is not identified on a list created under the Iran

Contracting Act, Public Contract Code § 2200 et seq. (the "Act"), as a person engaging in investment activities in Iran, as defined in the Act, or is otherwise expressly exempt under the Act.

12.8 **Authorization.** Each individual signing below warrants that he or she is authorized to do so by the party that he or she represents, and that this Contract is legally binding on that party. If Contractor is a corporation, signatures from two officers of the corporation are required pursuant to California Corporations Code § 313.

[Signatures are on the following page.]

The parties agree to this Contract as witnessed by the signatures below:

CITY:

s/_____

Megan Hunter, City Manager
Name, Title

Date: _____

Approved as to form:

s/_____

Mike Rodriquez, City Attorney
Name, Title

Date: _____

Attest:

s/_____

Megan Hunter, City Manager
Name, Title

Date: _____

CONTRACTOR: Clean Infusion LLC
Business Name

s/_____

Seal:

_____
Name, Title

Date: _____

Second Signature (See Section 12.8):

s/_____

_____
Name, Title

Date: _____

_____
Contractor's California License Number(s) and Expiration Date(s)

END OF CONTRACT

Bid Proposal

Secondary Clarifier No. 1 Gear Drive Installation Project

Clean Infusion LLC ("Bidder") hereby submits this Bid Proposal to the City of Soledad ("City") for the above-referenced project ("Project") in response to the Notice Inviting Bids and in accordance with the Contract Documents referenced in the Notice.

1. **Base Bid.** Bidder proposes to perform and fully complete the Work for the Project as specified in the Contract Documents, within the time required for full completion of the Work, including all labor, materials, supplies, and equipment and all other direct or indirect costs including, but not limited to, taxes, insurance and all overhead, for the following price ("Base Bid"): $161,868.00.

2. **Bidder's State Registration Number with Department of Industrial Relations:** Bidder provide State Registration number. Bids will not be considered if the registration number is missing. DIR 2000010921

3. **Addenda.** Bidder agrees that it has confirmed receipt of or access to, and reviewed, all addenda issued for this bid. Bidder waives any claims it might have against the City based on its failure to receive, access, or review any addenda for any reason. Bidder specifically acknowledges receipt of the following addenda:

Addendum:	Date Received:	Addendum:	Date Received:
#01	July 20,2026	#05	August 4, 2026
#02	July 28, 2026	#06	
#03	July 28, 2026	#07	
#04	August 4, 2026	#08	

4. **Bidder's Certifications and Warranties.** By signing and submitting this Bid Proposal, Bidder certifies and warrants the following:

   4.1 **Examination of Contract Documents.** Bidder has thoroughly examined the Contract Documents and represents that, to the best of Bidder's knowledge, there are no errors, omissions, or discrepancies in the Contract Documents, subject to the limitations of Public Contract Code § 1104.

   4.2 **Examination of Worksite.** Bidder has had the opportunity to examine the Worksite and local conditions at the Project location.

   4.3 **Bidder Responsibility.** Bidder is a responsible bidder, with the necessary ability, capacity, experience, skill, qualifications, workforce, equipment, and resources to perform or cause the Work to be performed in accordance with the Contract Documents and within the Contract Time.

   4.4 **Responsibility for Bid.** Bidder has carefully reviewed this Bid Proposal and is solely responsible for any errors or omissions contained in its completed bid. All statements and information provided in this Bid Proposal and enclosures are true and correct to the best of Bidder's knowledge.

   4.5 **Nondiscrimination.** In preparing this bid, the Bidder has not engaged in discrimination against any prospective or present employee or Subcontractor on

grounds of race, color, ancestry, national origin, ethnicity, religion, sex, sexual orientation, age, disability, or marital status.

4.6 **Iran Contracting Act.** If the Contract Price exceeds $1,000,000, Bidder is not identified on a list created under the Iran Contracting Act, Public Contract Code § 2200 et seq. (the "Act"), as a person engaging in investment activities in Iran, as defined in the Act, or is otherwise expressly exempt under the Act.

5. **Award of Contract.** By signing and submitting this Bid Proposal, Bidder agrees that, if City issues the Notice of Potential Award to Bidder, then within ten days following issuance of the Notice of Potential Award to Bidder, Bidder will do all of the following:

5.1 **Execute Contract.** Enter into the Contract with City in accordance with the terms of this Bid Proposal, by signing and submitting to City the Contract prepared by City using the form included with the Contract Documents;

5.2 **Submit Required Bonds.** Submit to City a payment bond and a performance bond, each for 100% of the Contract Price, using the bond forms provided and in accordance with the requirements of the Contract Documents;

5.3 **Insurance Requirements.** Submit to City the insurance certificate(s) and endorsement(s) as required by the Contract Documents; and

5.4 **Certificates of Reported Compliance.** Submit to City valid Certificates of Reported Compliance for its fleet and its listed Subcontractors, if applicable, if the Project involves the use of vehicles subject to the Off-Road Regulation. (See Section 16 of the Instructions to Bidders.)

6. **Bid Security.** As a guarantee that, if awarded the Contract, Bidder will perform its obligations under Section 5 above, Bidder is enclosing bid security in the amount of ten percent of its maximum bid amount in one of the following forms (check one):

____ A cashier's check or certified check payable to City and issued by _____ [Bank name] in the amount of $_____.

✓ A bid bond, using the Bid Bond form included with the Contract Documents, payable to City and executed by a surety licensed to do business in the State of California.

This Bid Proposal is hereby submitted on August, Aug. 4, 2026.

s/ Warrick Wadman
Warrick Wadman Owner
Name and Title

s/ giorgiolovecchio
Giorgio Lovecchio/Sales Coordinator
[See Section 3 of Instructions to Bidders] Name and Title

Clean Infusion LLC
Company Name

1105481 exp 06-30-2027 A- General Engineering
License #, Expiration Date, and Classification

Clean Infusion LLC

2505 Shepard Blvd

DIR Registration # 2000010921

Columbia, MO, 65201

City, State, Zip

Phone 347-949-1313

Sales Coordinator

Giorgio Lovecchio

Contact Name

glovecchio@cleaninfusion.com

Contact Email

END OF BID PROPOSAL

Bid Schedule

BIDDER NAME: Clan Infusion LLC

This Bid Schedule must be completed in ink and included with the sealed Bid Proposal. Pricing must be provided for each item as indicated. Items marked "(SW)" are Specialty Work that must be performed by a qualified Subcontractor. The lump sum or unit cost for each item must be inclusive of all costs, whether direct or indirect, including profit and overhead.

AL = Allowance CF = Cubic Feet CY = Cubic Yard EA = Each LB Pounds
LF = Linear Foot LS = Lump Sum SF = Square Feet TON = Ton (2000 lbs)

BASE BID

BID ITEM NO.	ITEM DESCRIPTION	UNIT OF MEASURE	EST. QTY.	UNIT COST	EXTENDED TOTAL AMOUNT
1	Mobilization	LS 10,000.00	1	$ 10,000.00	$ 10,000.00
2	Removal of Aerial Walkway (including electrical terminations)	LS	1	$ 20,000.00	$ 20,000.00
3	Removal of Existing Central Gear Drive Unit Assembly	LS	1	$ 20,000.00	$ 20,000.00
4	Installation of City Furnished, Contractor Installed Replacement Gear Drive Unit	LS 30,000.00	1	$ 30,000.00	$ 30,000.00
5	Reinstallation of Aerial Walkway (including electrical reconnections)	LS	1	$ 20,000.00	$ 20,000.00
6	Installation of Contractor Furnished Limitorque Actuator	LS	1	$ 18,868.00	$ 18,868.00
7	All Other Incidental Work (as noted in Technical Specs Section 01 22 00 Part 1 H.)	LS	1	$ 18,000.00	$ 18,000.00
8	Startup and Testing	LS	1	$ 15,000	$ 15,000.00
9	Closeout	LS 10,000.00	1	$ 10,000.00	$ 10,000.00

* Final Pay Quantity

TOTAL BASE BID: Items 1 through 8 inclusive:
$ 161,868.00

Note: The amount entered as the "Total Base Bid" should be identical to the Base Bid amount entered in Section 1 of the Bid Proposal form.

END OF BID SCHEDULE

Subcontractor List

For each Subcontractor that will perform Work in an amount in excess of one-half of 1% of the Bidder's total Base Bid,[1] the bidder must list a description of the Work, the name of the Subcontractor, its California contractor license number, the location of its place of business, and its DIR registration number. If the Instructions to Bidders include a provision on "Subcontractor Work Limits," the bidder must also list the percentage of Work to be performed by the Subcontractor (based on a percentage of the Base Bid price) in the "Percent of Work" column.

DESCRIPTION OF WORK	SUBCONTRACTOR NAME	CALIFORNIA CONTRACTOR LICENSE NO.	LOCATION OF BUSINESS	DIR REG. NO.	PERCENT OF WORK
crane/Rigging	Hatton Crane & Rigging, Inc	683819	Morgan Hill CA	1000019666	2.47%
Disconnect/connect	California Elect	1047429	Salina CA	1120825	1.85%
	Type text here				

END OF SUBCONTRACTOR LIST

[1] For street or highway construction, this requirement applies to any subcontract of $10,000 or more.

Noncollusion Declaration

TO BE EXECUTED BY BIDDER AND SUBMITTED WITH BID

The undersigned declares:

I am the Onwer [title] of Clean Infusion LLC [business name], the party making the foregoing bid.

The bid is not made in the interest of, or on behalf of, any undisclosed person, partnership, company, association, organization, or corporation. The bid is genuine and not collusive or sham. The bidder has not directly or indirectly induced or solicited any other bidder to put in a false or sham bid. The bidder has not directly or indirectly colluded, conspired, connived, or agreed with any bidder or anyone else to put in a sham bid, or to refrain from bidding. The bidder has not in any manner, directly or indirectly, sought by agreement, communication, or conference with anyone to fix the bid price of the bidder or any other bidder, or to fix any overhead, profit, or cost element of the bid price, or of that of any other bidder. All statements contained in the bid are true. The bidder has not, directly or indirectly, submitted his or her bid price or any breakdown thereof, or the contents thereof, or divulged information or data relative thereto, to any corporation, partnership, company, association, organization, bid depository, or to any member or agent thereof, to effectuate a collusive or sham bid, and has not paid and will not pay, any person or entity for such purpose.

Any person executing this declaration on behalf of a bidder that is a corporation, partnership, joint venture, limited liability company, limited liability partnership, or any other entity, hereby represents that he or she has full power to execute, and does execute, this declaration on behalf of the bidder.

This declaration is intended to comply with California Public Contract Code § 7106 and Title 23 U.S.C § 112.

I declare under penalty of perjury under the laws of the State of California that the foregoing is true and correct and that this declaration is executed on 07-04-2026 [date], at Dallas Columbia [city], TX MO [state].

s/ warick wadman

Warrick Wadman
Name [print]

END OF NONCOLLUSION DECLARATION

Bid Bond

Clean Infusion LLC ("Bidder") has submitted a bid, dated August 07, 20 26 ("Bid"), to City of Soledad ("City") for work on the Secondary Clarifier No. 1 Gear Drive Installation Project ("Project"). Under this duly executed bid bond ("Bid Bond"), Bidder as Principal and Philadelphia Indemnity Insurance Company, its surety ("Surety"), are bound to City as obligee in the penal sum of ten percent of the maximum amount of the Bid (the "Bond Sum"). Bidder and Surety bind themselves and their respective heirs, executors, administrators, successors and assigns, jointly and severally, as follows:

1. **General.** If Bidder is awarded the Contract for the Project, Bidder will enter into the Contract with City in accordance with the terms of the Bid.

2. **Submittals.** Within ten days following issuance of the Notice of Potential Award to Bidder, Bidder must submit to City the following:

   2.1 **Contract.** The executed Contract, using the form provided by City in the Project contract documents ("Contract Documents");

   2.2 **Payment Bond.** A payment bond for 100% of the maximum Contract Price, executed by a surety licensed to do business in the State of California using the Payment Bond form included with the Contract Documents;

   2.3 **Performance Bond.** A performance bond for 100% of the maximum Contract Price, executed by a surety licensed to do business in the State of California using the Performance Bond form included with the Contract Documents;

   2.4 **Insurance.** The insurance certificate(s) and endorsement(s) required by the Contract Documents;

   2.5 **Certificates of Reported Compliance.** Valid Certificates of Reported Compliance for its fleet and its listed Subcontractors, if applicable, in accordance with the In-Use Off-Road Diesel-Fueled Fleets Regulation (13 CCR § 2449 et seq.) ("Off-Road Regulation"), if the Project involves the use of vehicles subject to the Off-Road Regulation; and any other documents required by the Instructions to Bidders or Notice of Potential Award.

3. **Enforcement.** If Bidder fails to execute the Contract or to submit the bonds, insurance certificates, and valid Certificates of Reported Compliance as required by the Contract Documents, Surety guarantees that Bidder forfeits the Bond Sum to City. Any notice to Surety may be given in the manner specified in the Contract and delivered or transmitted to Surety as follows:

   Attn: Surety Claims
   Address: P.O. Box 3636
   City/State/Zip: Bala Cynwyd, PA 19004
   Phone: (800) 765-9749
   Fax: 1-610-227-0186
   Email: surety.claims@phly.com

4. **Duration and Waiver.** If Bidder fulfills its obligations under Section 2, above, then this obligation will be null and void; otherwise, it will remain in full force and effect for 60 days following the bid opening or until this Bid Bond is returned to Bidder, whichever occurs first. Surety waives the provisions of Civil Code §§ 2819 and 2845.

This Bid Bond is entered into and effective on July 31, 20 26.

SURETY:

Philadelphia Indemnity Insurance Company
Business Name

s/ Jason Michael Rouse

Jason Michael Rouse, Attorney-in-Fact
Name, Title

July 31, 2026
Date

(Attach Acknowledgment with Notary Seal and Power of Attorney)

BIDDER:

Clean Infusion LLC
Business Name

s/ Warrick Wadman

Warrick Wadman, Managing Member
Name, Title

08-04-26
Date

END OF BID BOND

ACKNOWLEDGMENT

A notary public or other officer completing this certificate verifies only the identity of the individual who signed the document to which this certificate is attached, and not the truthfulness, accuracy, or validity of that document.

State of Pennsylvania
County of Schuylkill)

On 07/31/2026 before me, Jimmy J Castillo Notary Public
(insert name and title of the officer)

personally appeared Jason Rouse,
who proved to me on the basis of satisfactory evidence to be the person(s) whose name(s) is/are subscribed to the within instrument and acknowledged to me that he/she/they executed the same in his/her/their authorized capacity(ies), and that by his/her/their signature(s) on the instrument the person(s), or the entity upon behalf of which the person(s) acted, executed the instrument.

I certify under PENALTY OF PERJURY under the laws of the State of Pennsylvania that the foregoing paragraph is true and correct.

WITNESS my hand and official seal.

Commonwealth of Pennsylvania - Notary Seal
Jimmy J Castillo, Notary Public
Schuylkill County
My commission expires June 2, 2027
Commission Number 1358435

Signature 1358435 06/02/2027 (Seal)

Notarized remotely online using communication technology via Proof.

Bidder's Questionnaire

SECONDARY CLARIFIER NO. 1 GEAR DRIVE INSTALLATION PROJECT

Within 48 hours following a request by City, a bidder must submit to City a completed, signed Bidder's Questionnaire using this form and all required attachments, including clearly labeled additional sheets as needed. City may request the Questionnaire from one or more of the apparent low bidders following the bid opening, and may use the completed Questionnaire as part of its investigation to evaluate a bidder's qualifications for this Project. The Questionnaire must be filled out completely, accurately, and legibly. Any errors, omissions, or misrepresentations in completion of the Questionnaire may be grounds for rejection of the bid or termination of a Contract awarded pursuant to the bid.

Part A: General Information

Bidder Business Name: Clean Infusion LLC ("Bidder")

Check One:
___ Corporation (State of incorporation: _____)
___ Partnership
___ Sole Proprietorship
___ Joint Venture of: _____
✓ Other: Limieted Liability Company

Main Office Address and Phone: 267-698-1176

2505 Shepard Blvd, Columbia, MO, 65201

Local Office Address and Phone: N/A

Website Address: Cleaninfusion.com

Owner of Business: Warrick Wadman

Contact Name and Title: Owner

Contact Phone and Email: 347-979-1313 WWadman@cleaninfusion.com

Bidder's California Contractor's License Number(s): 1105481

Bidder's DIR Registration Number: 2000010921

Part B: Bidder Experience

1. How many years has Bidder been in business under its present business name? 11 years

2. Has Bidder completed projects similar in type and size to this Project as a general contractor?
✓ Yes ___ No

3. Has Bidder ever been disqualified from a bid on grounds that it is not responsible, or otherwise disqualified or debarred from bidding under state or federal law?
___ Yes ✓ No

If yes, provide additional information on a separate sheet regarding the disqualification or debarment, including the name and address of the agency or owner of the project, the type and size of the project, the reasons that Bidder was disqualified or debarred, and the month and year in which the disqualification or debarment occurred.

4. Has Bidder ever been terminated for cause, alleged default, or legal violation from a construction project, either as a general contractor or as a subcontractor?
_____ Yes ✓ No

If yes, provide additional information on a separate sheet regarding the termination, including the name and address of the agency or owner of the subject project, the type and size of the project, whether Bidder was under contract as a general contractor or a subcontractor, the reasons that Bidder was terminated, and the month and year in which the termination occurred.

5. Provide information about Bidder's past projects performed as general contractor as follows:

5.1 Six most recently completed public works projects within the last three years;

5.2 Three largest completed projects within the last three years; and

5.3 Any project which is similar to this Project including scope and character of the work.

6. Use separate sheets to provide all of the following information for each project identified in response to the above three categories:

6.1 Project name, location, and description;
6.2 Owner (name, address, email, and phone number);
6.3 Prime contractor, if applicable (name, address, email, and phone number);
6.4 Architect or engineer (name, email, and phone number);
6.5 Project and/or construction manager (name, email, and phone number);
6.6 Scope of work performed (as general contractor or as subcontractor);
6.7 Initial contract price and final contract price (including change orders);
6.8 Original scheduled completion date and actual date of completion;
6.9 Time extensions granted (number of days);
6.10 Number and amount of stop notices or mechanic's liens filed;
6.11 Amount of any liquidated damages assessed against Bidder; and
6.12 Nature and resolution of any project-related claim, lawsuit, mediation, or arbitration involving Bidder.

Part C: Safety

1. Provide Bidder's Experience Modification Rate (EMR) for the last three years:

Year	EMR
2023	0.70
2024	0.70
2025	0.70

2. Complete the following, based on information provided in Bidder's CalOSHA Form 300 or Form 300A, Annual Summary of Work-Related Illnesses and Injuries, from the most recent past calendar year:

2.1 Number of lost workday cases: 0
2.2 Number of medical treatment cases: 0
2.3 Number of deaths: 0

3. Has Bidder ever been cited, fined, or prosecuted by any local, state, or federal agency, including OSHA, CalOSHA, or EPA, for violation of any law, regulation, or requirements pertaining to health and safety?

_____ Yes ✓ No

If yes, provide additional information on a separate sheet regarding each such citation, fine, or prosecution, including the name and address of the agency or owner of the project, the type and size of the project, the reasons for and nature of the citation, fine, or prosecution, and the month and year in which the incident giving rise to the citation, fine, or prosecution occurred.

4. Name, title, and email for person responsible for Bidder's safety program:

WARRICK WADMAN	Owner	wwadman@cleaninfusion.com
Name	Title	Email

Part D: Verification

In signing this document, I, the undersigned, declare that I am duly authorized to sign and submit this Bidder's Questionnaire on behalf of the named Bidder, and that all responses and information set forth in this Bidder's Questionnaire and accompanying attachments are, to the best of my knowledge, true, accurate and complete as of the date of submission. **I declare under penalty of perjury under the laws of the State of California that the foregoing is true and correct.**

Signature: giorgiolovecchio Date: 07-30-2026

Giorgio Lovecchio / Sales Coordinator

Name and Title By: Giorgio Lovecchio / Sales Coordinator

END OF BIDDER'S QUESTIONNAIRE

Bidder's References

(TO BE INCLUDED WITH BID)

The following are the names, addresses, and telephone numbers for three public agencies and/or private sector firms for which BIDDER has completed similar work within the past 3 to 5 years:

1.
City of Garland Wastewater Treatment Plan 750 Duckcreek Way Forney TX 75126
Name and Address of Owner

Caeleb Butler/214-251-5170 Drive Installation
Name and telephone number of person familiar with project

$187,000.00 Drive Installation May-2026
Contract Amount Type of Work Date completed

2. City of Waco Wastewater Treatment Plant , TX SWaco T
Name and Address of Owner 1415 N 4th st Waco TX 76707

Michael Garcia/ 254-750-2439 Michael Garcia
Name and telephone number of person familiar with project

$127,000.00 New Installation of Clarifier May May-2026
Contract Amount Type of Work Date completed

3. City of Robert Lee City of Robert Lee/Enprotec Engineering/Hibbs an
Name and Address of Owner

Eric Lopez 325-698-5560
Name and telephone number of person familiar with project

$170,000.00 Replace and rebuild clarifier drive June, 2025
Contract Amount Type of Work Date completed

AGENDA ITEM NO. 6.

CITY OF SOLEDAD
STAFF REPORT

SUBJECT: **Resolution No. 6407, A Resolution of the City Council of the City of Soledad Approving a Consulting Services Agreement with Cannon Corporation for Instrumentation and Controls (I&C) Services, in an Amount Not to Exceed $120,000, and Authorizing the City Manager to Execute Said Agreement on Behalf of the City of Soledad**

TO: **Honorable Mayor Velazquez and City Council**

FROM: **Carla James, Water Resources Manager, and Don Wilcox, Public Works Director**

THROUGH: **Megan Hunter, City Manager**

MEETING DATE: **August 19, 2026**

Recommendation

It is recommended that the City Council of the City of Soledad consider and adopt Resolution No. 6407, "A Resolution of the City Council of the City of Soledad Approving a Consulting Services Agreement with Cannon Corporation for Instrumentation and Controls (I&C) Services, in an Amount Not to Exceed $120,000, and Authorizing the City Manager to Execute Said Agreement on Behalf of the City of Soledad."

Executive Summary

Problems that may arise in the City of Soledad's (City's) Water and Wastewater field equipment and Supervisory Control and Data Acquisition (SCADA) systems require immediate attention and action as those systems control the multitude of valves and motors that help Operators control the treatment processes, as well as alert Operators of any issues that need attention. In the event that Water and Wastewater Operators are unable to resolve the issue(s), the City needs experts who specialize in Instrumentation and Controls (I&C) and are available on an as-needed on-call basis.

Cannon Corporation (Cannon) has provided those experts to the City for the past several years, and their professional services have proven invaluable. Cannon is also in the final integration stage for the newly acquired SCADA hardware and software. For these reasons, Cannon is uniquely qualified to provide I&C services to the City.

Background

The City of Soledad Water and Wastewater facilities contain sophisticated field equipment, such as sensors, programmable logic controllers (PLCs), human-machine interfaces (HMIs), and motor control

centers (MCCs), that are remotely linked to Supervisory Control and Data Acquisition (SCADA) hardware and software. SCADA serves as the platform/hub that houses, controls, and displays signals relayed to and from each piece of field equipment.

While Water and Wastewater personnel are able to perform basic troubleshooting of SCADA and field equipment, more advanced troubleshooting requires the expertise of automation specialists and technicians who are knowledgeable and experienced in programming, integration, and system design, including schematics such process and instrumentation diagrams (P&IDs).

Instrumentation and controls (I&C) services involve the design, installation, calibration, programming, and maintenance of industrial automation and measurement systems. These services ensure that equipment such as sensors, PLCs, HMIs, and MCCs operate properly.

Review & Analysis

Cannon Corporation (Cannon) has been providing on-going I&C services to the City for several years and is currently nearing completion on the SCADA servers integration project. Cannon's service thus far has been timely, reliable, and high-quality.

Cannon's current on-call Instrumentation and Control (I&C) Services Agreement will end on August 31, 2026. Cannon has provided an updated proposal to the City for continued I&C Services, using the same request for services (as-needed) basis that is currently being used.

On-demand I&C services support is absolutely essential for Water and Wastewater Operations, as time is crucial when dealing with faulty equipment that is meant to control flow rates, pressures, and other critical parameters.

Since the start of 2026, Operations personnel have used Cannon's assistance approximately three to four times per month. Sometimes Cannon is able to solve SCADA issues remotely. A typical call-out to have Cannon diagnose equipment remotely costs around $1000 to $2000. Other times, if Cannon's specialists need to travel to the City to diagnose and repair equipment, the cost may be closer to $3000 to $4000.

Staff estimates that $120,000 should be sufficient to cover Cannon I&C Services for the remainder of fiscal year (FY) 2026/2027.

Financial Considerations

Cannon I&C Services expenses will be covered under Professional Services and split 80/20 between Wastewater and Water, respectively.

FY 2026/2027 Budget Line 310-0000-52200 (Wastewater) - $96,000
FY 2026/2027 Budget Line 309-0000-52200 (Water) - $24,000

Strategic Plan Alignment

The approval of Resolution No. 6407 aligns with the City Council's 2025 Strategic Plan Objective 3.4.1 – Upgrade and modernize water, wastewater, and stormwater systems for long-term sustainability and efficiency. Cannon I&C Services will help ensure that the City's equipment remains operational and up-to-date.

Alternatives

- Adopt the attached resolution.
- Do not adopt the attached resolution. This is not recommended, as Cannon provides timely and professional I&C services that help the City maintain and repair critical Water and Wastewater systems and equipment.

Planning/CEQA

The Consulting Services Agreement with Cannon Corporation for Instrumentation and Controls (I&C) Services is categorically exempt from the California Environmental Quality Act (CEQA) pursuant to CEQA Guidelines Section 15301(d) – Existing Facilities. This Class 1 exemption applies to the operation, repair, maintenance, or minor alteration of existing public or private structures and facilities involving negligible or no expansion of existing or former use. The proposed I&C services involve improvements to existing City facilities and will not result in an expansion of their existing use.

Public Notice Requirements

None required.

Attachment(s):
Resolution No. 6407
Exhibit A
Attachment 1 - Cannon I&C Services Proposal

RESOLUTION NO. 6407

A RESOLUTION OF THE CITY COUNCIL OF THE CITY OF SOLEDAD APPROVING A CONSULTING SERVICES AGREEMENT WITH CANNON CORPORATION FOR INSTRUMENTATION AND CONTROLS (I&C) SERVICES, IN AN AMOUNT NOT TO EXCEED $120,000, AND AUTHORIZING THE CITY MANAGER TO EXECUTE SAID AGREEMENT ON BEHALF OF THE CITY OF SOLEDAD

WHEREAS, the City of Soledad Water and Wastewater facilities contain sophisticated field equipment, such as sensors, programmable logic controllers (PLCs), human-machine interfaces (HMIs), and motor control centers (MCCs), that are remotely linked to Supervisory Control and Data Acquisition (SCADA) hardware and software; and

WHEREAS, while Water and Wastewater personnel are able to perform basic troubleshooting of SCADA and field equipment, more advanced troubleshooting requires the expertise of automation specialists and technicians who are knowledgeable and experienced in programming, integration, and system design, including schematics such process and instrumentation diagrams (P&IDs); and

WHEREAS, Instrumentation and controls (I&C) services involve the design, installation, calibration, programming, and maintenance of industrial automation and measurement systems. These services ensure that equipment such as sensors, PLCs, HMIs, and MCCs operate properly; and

WHEREAS, Cannon Corporation (Cannon) has been providing on-going I&C services to the City for several years and is currently nearing completion on the SCADA servers integration project; and

WHEREAS, Cannon's service thus far has been timely, reliable, and high-quality; and

WHEREAS, Cannon's current on-call Instrumentation and Control (I&C) Services Agreement will end on August 31, 2026; and

WHEREAS, Cannon has provided an updated proposal to the City for continued I&C Services, using the same request for services (as-needed) basis that is currently being used; and

WHEREAS, on-demand I&C services support is absolutely essential for Water and Wastewater Operations, as time is crucial when dealing with faulty equipment that is meant to control flow rates, pressures, and other critical parameters; and

WHEREAS, Staff estimates that $120,000 should be sufficient to cover Cannon I&C Services for the remainder of fiscal year (FY) 2026/2027.

NOW THEREFORE, BE IT HEREBY RESOLVED, that the City Council of the City of Soledad hereby approves a Consulting Services Agreement with Cannon Corporation for Instrumentation and Controls (I&C) Services, in an Amount Not to Exceed $120,000, and authorizes the City Manager to execute said Agreement on behalf of the City of Soledad,

attached hereto as **“Exhibit A.”**

PASSED AND ADOPTED by the City Council of the City of Soledad at a regular meeting duly held on the 19th day of August, 2026, by the following vote:

AYES, and in favor thereof, Councilmembers:

NOES, Councilmembers:

ABSENT, Councilmembers:

ABSTAIN, Councilmembers:

_____
ANNA M. VELAZQUEZ, Mayor

ATTEST:

_____
MEGAN HUNTER, City Clerk

CONSULTING SERVICES AGREEMENT BETWEEN
THE CITY OF SOLEDAD AND CANNON CORPORATION
CITY OF SOLEDAD I&C SERVICE

THIS AGREEMENT for consulting services is made by and between the City of Soledad ("City") and **Cannon Corporation** ("Consultant") (together referred to as the "Parties") as of **September 01, 2026** (the "Effective Date").

Section 1. **SERVICES**. Subject to the terms and conditions set forth in this Agreement, Consultant shall provide to City the services described in the Scope of Work attached as Exhibit A, and incorporated herein, at the time and place and in the manner specified therein. In the event of a conflict in or inconsistency between the terms of this Agreement and Exhibit A, the Agreement shall prevail.

1.1 **Term of Services.** The term of this Agreement shall begin on the Effective Date and shall end on **June 30, 2027**, the approximate date of completion specified in Exhibit A, and Consultant shall complete the work described in Exhibit A on or before that date, unless the term of the Agreement is otherwise terminated or extended, as provided for in Section 8. The time provided to Consultant to complete the services required by this Agreement shall not affect the City's right to terminate the Agreement, as referenced in Section 8.

1.2 **Standard of Performance.** Consultant shall perform all services required pursuant to this Agreement according to the standards observed by a competent practitioner of the profession in which Consultant is engaged.

1.3 **Assignment of Personnel.** Consultant shall assign only competent personnel to perform services pursuant to this Agreement. In the event that City, in its sole discretion, at any time during the term of this Agreement, desires the reassignment of any such persons, Consultant shall, immediately upon receiving notice from City of such desire of City, reassign such person or persons.

1.4 **Time.** Consultant shall devote such time to the performance of services pursuant to this Agreement as may be reasonably necessary to meet the standard of performance provided in Section 1.1 above and to satisfy Consultant's obligations hereunder.

1.5 **Public Works Requirements.** N/A

Section 2. **COMPENSATION.** City hereby agrees to pay Consultant in accordance with the Fee Schedule (within Exhibit A) on a Task Order basis, a sum not to exceed $120,000, notwithstanding any contrary indications that may be contained in Consultant's proposal, for services to be performed and reimbursable costs incurred under this Agreement. In the event of a conflict between this Agreement and Consultant's proposal, attached as Exhibit A, regarding the amount of compensation, the Agreement shall prevail. City shall pay Consultant for services rendered pursuant to this Agreement at the time and in the manner set forth herein. The payments specified below shall be the only payments from City to Consultant for services rendered pursuant to this Agreement. Consultant shall submit all invoices to City in the manner

specified herein. Except as specifically authorized by City in writing, Consultant shall not bill City for duplicate services performed by more than one person.

Consultant and City acknowledge and agree that compensation paid by City to Consultant under this Agreement is based upon Consultant's estimated costs of providing the services required hereunder, including salaries and benefits of employees and subcontractors of Consultant. Consequently, the parties further agree that compensation hereunder is intended to include the costs of contributions to any pensions and/or annuities to which Consultant and its employees, agents, and subcontractors may be eligible. City therefore has no responsibility for such contributions beyond compensation required under this Agreement.

2.1 **Invoices.** Consultant shall submit invoices, not more often than once a month during the term of this Agreement, based on the cost for services performed and reimbursable costs incurred prior to the invoice date. Invoices shall contain the following information:

- Serial identifications of progress bills; i.e., Progress Bill No. 1 for the first invoice, etc.;
- The beginning and ending dates of the billing period;
- A Task Summary containing the original contract amount, the amount of prior billings, the total due this period, the balance available under the Agreement, and the percentage of completion;
- At City's option, for each work item in each task, a copy of the applicable time entries or time sheets shall be submitted showing the name of the person doing the work, the hours spent by each person, a brief description of the work, and each reimbursable expense;
- The total number of hours of work performed under the Agreement by Consultant and each employee, agent, and subcontractor of Consultant performing services hereunder;
- The Consultant's signature;
- Consultant shall give separate notice to the City when the total number of hours worked by Consultant and any individual employee, agent, or subcontractor of Consultant reaches or exceeds 800 hours within a 12-month period under this Agreement and any other agreement between Consultant and City. Such notice shall include an estimate of the time necessary to complete work described in Exhibit A and the estimate of time necessary to complete work under any other agreement between Consultant and City, if applicable.

2.2 **Monthly Payment.** City shall make monthly payments, based on invoices received, for services satisfactorily performed, and for authorized reimbursable costs incurred. City shall have 30 days from the receipt of an invoice that complies with all of the requirements above to pay Consultant.

2.3 **Final Payment.** City shall pay the last 10% of the total sum due pursuant to this Agreement within 60 days after completion of the services and submittal to City of a final invoice, if all services required have been satisfactorily performed.

2.4 **Total Payment.** City shall pay for the services to be rendered by Consultant pursuant to this Agreement. City shall not pay any additional sum for any expense or cost whatsoever incurred by Consultant in rendering services pursuant to this Agreement. City shall make no payment for any extra, further, or additional service pursuant to this Agreement.

In no event shall Consultant submit any invoice for an amount in excess of the maximum amount of compensation provided above either for a task or for the entire Agreement, unless the Agreement is modified prior to the submission of such an invoice by a properly executed change order or amendment.

2.5 **Hourly Fees.** Fees for work performed by Consultant on an hourly basis shall not exceed the amounts shown on the compensation schedule attached hereto as Exhibit B.

2.6 **Reimbursable Expenses.** Reimbursable expenses are specified below and shall not exceed $0. Expenses not listed below are not chargeable to City. Reimbursable expenses are included in the total amount of compensation provided under this Agreement that shall not be exceeded.

2.7 **Payment of Taxes.** Consultant is solely responsible for the payment of employment taxes incurred under this Agreement and any similar federal or state taxes.

2.8 **Payment upon Termination.** In the event that the City or Consultant terminates this Agreement pursuant to Section 8, the City shall compensate the Consultant for all outstanding costs and reimbursable expenses incurred for work satisfactorily completed as of the date of written notice of termination. Consultant shall maintain adequate logs and timesheets to verify costs incurred to that date.

2.9 **Authorization to Perform Services.** The Consultant is not authorized to perform any services or incur any costs whatsoever under the terms of this Agreement until receipt of authorization from the Contract Administrator.

Section 3. **FACILITIES AND EQUIPMENT.** Except as set forth herein, Consultant shall, at its sole cost and expense, provide all facilities and equipment that may be necessary to perform the services required by this Agreement. City shall make available to Consultant only the facilities and equipment listed in this section, and only under the terms and conditions set forth herein.

City shall furnish physical facilities such as desks, filing cabinets, and conference space, as may be reasonably necessary for Consultant's use while consulting with City employees and reviewing records and the information in possession of the City. The location, quantity, and time of furnishing those facilities shall be in the sole discretion of City. In no event shall City be obligated to furnish any facility that may involve incurring any direct expense, including but not limited to computer, long-distance telephone or other communication charges, vehicles, and reproduction facilities.

Section 4. **INSURANCE REQUIREMENTS.** Before beginning any work under this Agreement, Consultant, at its own cost and expense, unless otherwise specified below, shall procure the types and

amounts of insurance listed below against claims for injuries to persons or damages to property that may arise from or in connection with the performance of the work hereunder by the Consultant and its agents, representatives, employees, and subcontractors. Consistent with the following provisions, Consultant shall provide proof satisfactory to City of such insurance that meets the requirements of this section and under forms of insurance satisfactory in all respects, and that such insurance is in effect prior to beginning work to the City. Consultant shall maintain the insurance policies required by this section throughout the term of this Agreement. The cost of such insurance shall be included in the Consultant's bid. Consultant shall not allow any subcontractor to commence work on any subcontract until Consultant has obtained all insurance required herein for the subcontractor(s) and provided evidence that such insurance is in effect to City. Verification of the required insurance shall be submitted and made part of this Agreement prior to execution. Consultant shall maintain all required insurance listed herein for the duration of this Agreement.

4.1 **Workers' Compensation.** Consultant shall, at its sole cost and expense, maintain Statutory Workers' Compensation Insurance and Employer's Liability Insurance for any and all persons employed directly or indirectly by Consultant. The Statutory Workers' Compensation Insurance and Employer's Liability Insurance shall be provided with limits of not less than $2,000,000 per accident. In the alternative, Consultant may rely on a self-insurance program to meet those requirements, but only if the program of self-insurance complies fully with the provisions of the California Labor Code. Determination of whether a self-insurance program meets the standards of the Labor Code shall be solely in the discretion of the Contract Administrator. The insurer, if insurance is provided, or the Consultant, if a program of self-insurance is provided, shall waive all rights of subrogation against the City and its officers, officials, employees, and volunteers for loss arising from work performed under this Agreement.

4.2 **Commercial General and Automobile Liability Insurance.**

4.2.1 **General requirements.** Consultant, at its own cost and expense, shall maintain commercial general and automobile liability insurance for the term of this Agreement in an amount not less than $2,000,000 per occurrence, combined single limit coverage for risks associated with the work contemplated by this Agreement. If a Commercial General Liability Insurance or an Automobile Liability form or other form with a general aggregate limit is used, either the general aggregate limit shall apply separately to the work to be performed under this Agreement or the general aggregate limit shall be at least twice the required occurrence limit. Such coverage shall include but shall not be limited to, protection against claims arising from bodily and personal injury, including death resulting therefrom, and damage to property resulting from activities contemplated under this Agreement, including the use of owned and non-owned automobiles.

4.2.2 **Minimum scope of coverage.** Commercial general coverage shall be at least as broad as Insurance Services Office Commercial General Liability occurrence form CG 0001 (most recent edition) covering comprehensive General Liability on an "occurrence" basis. Automobile coverage shall be at least as broad as Insurance

Services Office Automobile Liability form CA 0001 (most recent edition), Code 1 (any auto). No endorsement shall be attached limiting the coverage.

4.2.3 **Additional requirements.** Each of the following shall be included in the insurance coverage or added as a certified endorsement to the policy:

a. The Insurance shall cover on an occurrence or an accident basis, and not on a claims-made basis.

b. City, its officers, officials, employees, and volunteers are to be covered as insureds as respects: liability arising out of work or operations performed by or on behalf of the Consultant; or automobiles owned, leased, hired, or borrowed by the Consultant

c. For any claims related to this Agreement or the work hereunder, the Consultant's insurance covered shall be primary insurance as respects the City, its officers, officials, employees, and volunteers. Any insurance or self-insurance maintained by the City, its officers, officials, employees, or volunteers shall be excess of the Consultant's insurance and shall not contribute with it.

d. Each insurance policy required by this clause shall be endorsed to state that coverage shall not be canceled by either party, except after 30 days' prior written notice has been provided to the City.

4.3 **Professional Liability Insurance.**

4.3.1 **General requirements.** Consultant, at its own cost and expense, shall maintain for the period covered by this Agreement professional liability insurance for licensed professionals performing work pursuant to this Agreement in an amount not less than $2,000,000 covering the licensed professionals' errors and omissions. Any deductible or self-insured retention shall not exceed $150,000 per claim.

4.3.2 **Claims-made limitations.** The following provisions shall apply if the professional liability coverage is written on a claims-made form:

a. The retroactive date of the policy must be shown and must be before the date of the Agreement.

b. Insurance must be maintained and evidence of insurance must be provided for at least five years after completion of the Agreement or the work, so long as commercially available at reasonable rates.

c. If coverage is canceled or not renewed and it is not replaced with another claims-made policy form with a retroactive date that precedes the date of this Agreement, Consultant must purchase an extended period coverage for a minimum of five years after completion of work under this Agreement.

d. A copy of the claim reporting requirements must be submitted to the City for review prior to the commencement of any work under this Agreement.

4.4 All Policies Requirements.

4.4.1 Acceptability of insurers. All insurance required by this section is to be placed with insurers with a Bests' rating of no less than A:VII.

4.4.2 Verification of coverage. Prior to beginning any work under this Agreement, Consultant shall furnish City with complete copies of all policies delivered to Consultant by the insurer, including complete copies of all endorsements attached to those policies. All copies of policies and endorsements shall show the signature of a person authorized by that insurer to bind coverage on its behalf. If the City does not receive the required insurance documents prior to the Consultant beginning work, it shall not waive the Consultant's obligation to provide them. The City reserves the right to require complete copies of all required insurance policies at any time.

4.4.3 Deductibles and Self-Insured Retentions. Consultant shall disclose to and obtain the written approval of City for the self-insured retentions and deductibles before beginning any of the services or work called for by any term of this Agreement. At the option of the City, either: the insurer shall reduce or eliminate such deductibles or self-insured retentions as respects the City, its officers, employees, and volunteers; or the Consultant shall provide a financial guarantee satisfactory to the City guaranteeing payment of losses and related investigations, claim administration and defense expenses.

4.4.4 Wasting Policies. No policy required by this Section 4 shall include a "wasting" policy limit (i.e. limit that is eroded by the cost of defense).

4.4.5 Waiver of Subrogation. Consultant hereby agrees to waive subrogation which any insurer or contractor may require from vendor by virtue of the payment of any loss. Consultant agrees to obtain any endorsements that may be necessary to affect this waiver of subrogation.

The Workers' Compensation policy shall be endorsed with a waiver of subrogation in favor of the entity for all work performed by the consultant, its employees, agents, and subcontractors.

4.4.6 **Subcontractors.** Consultant shall include all subcontractors as insureds under its policies or shall furnish separate certificates and endorsements for each subcontractor. All coverages for subcontractors shall be subject to all of the requirements stated herein.

4.4.7 **Umbrella/Excess Liability Policy.** Consultant maintains a commercial umbrella/excess liability policy with a limit of Nine Million Dollars ($9,000,000). The Parties agree that this umbrella/excess policy provides adequate protection to the City in the event defense costs erode the limits of the underlying policies required under Sections 4.1, 4.2, and 4.3. Accordingly, the prohibition on "wasting" limits in Section 4.4.4 shall not apply to Consultant's underlying policies, as the umbrella/excess liability coverage provides additional limits above any defense-within-limits erosion. All other insurance requirements of Section 4 remain in full force and effect.

4.5 **Remedies.** In addition to any other remedies City may have if Consultant fails to provide or maintain any insurance policies or policy endorsements to the extent and within the time herein required, City may, at its sole option exercise any of the following remedies, which are alternatives to other remedies City may have and are not the exclusive remedy for Consultant's breach:

- Obtain such insurance and deduct and retain the amount of the premiums for such insurance from any sums due under the Agreement;
- Order Consultant to stop work under this Agreement or withhold any payment that becomes due to Consultant hereunder, or both stop work and withhold any payment, until Consultant demonstrates compliance with the requirements hereof; and/or
- Terminate this Agreement.

Section 5. INDEMNIFICATION AND CONSULTANT'S RESPONSIBILITIES.

Consultant shall indemnify, defend with counsel acceptable to City, and hold harmless City and its officers, officials, employees, agents and volunteers from and against any and all liability, loss, damage, claims, expenses, and costs (including without limitation, attorney's fees and costs and fees of litigation) (collectively, "Liability") of every nature arising out of or in connection with Consultant's performance of the Services or its failure to comply with any of its obligations contained in this Agreement, except such Liability caused by the sole negligence or willful misconduct of City.

The Consultant's obligation to defend and indemnify shall not be excused because of the Consultant's inability to evaluate Liability or because the Consultant evaluates Liability and determines that the Consultant is not liable to the claimant. The Consultant must respond within 30 days, to the tender of any claim for defense and indemnity by the City, unless this time has been extended by the City. If the Consultant fails to accept or reject a tender of defense and indemnity within 30 days, in addition to any other remedy authorized by law, so much of the money due the Consultant under and by virtue of this

Agreement as shall reasonably be considered necessary by the City, may be retained by the City until disposition has been made of the claim or suit for damages, or until the Consultant accepts or rejects the tender of defense, whichever occurs first.

With respect to third party claims against the Consultant, the Consultant waives any and all rights of any type to express or implied indemnity against the Indemnitees.

Notwithstanding the forgoing, to the extent this Agreement is a "construction contract" as defined by California Civil Code Section 2782, as may be amended from time to time, such duties of consultant to indemnify shall not apply when to do so would be prohibited by California Civil Code Section 2782.

In the event that Consultant or any employee, agent, or subcontractor of Consultant providing services under this Agreement is determined by a court of competent jurisdiction or the California Public Employees Retirement System (PERS) to be eligible for enrollment in PERS as an employee of City, Consultant shall indemnify, defend, and hold harmless City for the payment of any employee and/or employer contributions for PERS benefits on behalf of Consultant or its employees, agents, or subcontractors, as well as for the payment of any penalties and interest on such contributions, which would otherwise be the responsibility of City.

Section 6. STATUS OF CONSULTANT.

6.1 **Independent Contractor.** At all times during the term of this Agreement, Consultant shall be an independent contractor and shall not be an employee of City. City shall have the right to control Consultant only insofar as the results of Consultant's services rendered pursuant to this Agreement and assignment of personnel pursuant to Subparagraph 1.3; however, otherwise City shall not have the right to control the means by which Consultant accomplishes services rendered pursuant to this Agreement. Notwithstanding any other City, state, or federal policy, rule, regulation, law, or ordinance to the contrary, Consultant and any of its employees, agents, and subcontractors providing services under this Agreement shall not qualify for or become entitled to, and hereby agree to waive any and all claims to, any compensation, benefit, or any incident of employment by City, including but not limited to eligibility to enroll in the California Public Employees Retirement System (PERS) as an employee of City and entitlement to any contribution to be paid by City for employer contributions and/or employee contributions for PERS benefits.

6.2 **Consultant Not an Agent.** Except as City may specify in writing, Consultant shall have no authority, express or implied, to act on behalf of City in any capacity whatsoever as an agent. Consultant shall have no authority, express or implied, pursuant to this Agreement to bind City to any obligation whatsoever.

Section 7. LEGAL REQUIREMENTS.

7.1 **Governing Law.** The laws of the State of California shall govern this Agreement.

7.2 **Compliance with Applicable Laws.** Consultant and any subcontractors shall comply with all laws applicable to the performance of the work hereunder.

7.3 **Other Governmental Regulations.** To the extent that this Agreement may be funded by fiscal assistance from another governmental entity, Consultant and any subcontractors shall comply with all applicable rules and regulations to which City is bound by the terms of such fiscal assistance program.

7.4 **Licenses and Permits.** Consultant represents and warrants to City that Consultant and its employees, agents, and any subcontractors have all licenses, permits, qualifications, and approvals of whatsoever nature that are legally required to practice their respective professions. Consultant represents and warrants to City that Consultant and its employees, agents, any subcontractors shall, at their sole cost and expense, keep in effect at all times during the term of this Agreement any licenses, permits, and approvals that are legally required to practice their respective professions. In addition to the foregoing, Consultant and any subcontractors shall obtain and maintain during the term of this Agreement valid Business Licenses from City.

7.5 **Nondiscrimination and Equal Opportunity.** Consultant shall not discriminate, on the basis of a person's race, religion, color, national origin, age, physical or mental handicap or disability, medical condition, marital status, sex, or sexual orientation, against any employee, applicant for employment, subcontractor, bidder for a subcontract, or participant in, recipient of, or applicant for any services or programs provided by Consultant under this Agreement. Consultant shall comply with all applicable federal, state, and local laws, policies, rules, and requirements related to equal opportunity and nondiscrimination in employment, contracting, and the provision of any services that are the subject of this Agreement, including but not limited to the satisfaction of any positive obligations required of Consultant thereby.

Consultant shall include the provisions of this Subsection in any subcontract approved by the Contract Administrator or this Agreement.

Section 8. TERMINATION AND MODIFICATION.

8.1 **Termination.** City may cancel this Agreement at any time and without cause upon written notification to Consultant.

Consultant may cancel this Agreement upon 60 days' written notice to City and shall include in such notice the reasons for cancellation.

In the event of termination, Consultant shall be entitled to compensation for services performed to the effective date of termination; City, however, may condition payment of such compensation upon Consultant delivering to City any or all documents, photographs, computer software, video and audio tapes, and other materials provided to Consultant or prepared by or for Consultant or the City in connection with this Agreement.

8.2 **Extension.** City may, in its sole and exclusive discretion, extend the end date of this Agreement beyond that provided for in Subsection 1.1. Any such extension shall require a written amendment to this Agreement, as provided for herein. Consultant understands and agrees that, if City grants such an extension, City shall have no obligation to provide Consultant with compensation beyond the maximum amount provided for in this Agreement. Similarly, unless authorized by the Contract Administrator, City shall have no obligation to reimburse Consultant for any otherwise reimbursable expenses incurred during the extension period.

8.3 **Amendments.** The parties may amend this Agreement only by a writing signed by all the parties.

8.4 **Assignment and Subcontracting.** City and Consultant recognize and agree that this Agreement contemplates personal performance by Consultant and is based upon a determination of Consultant's unique personal competence, experience, and specialized personal knowledge. Moreover, a substantial inducement to City for entering into this Agreement was and is the professional reputation and competence of Consultant. Consultant may not assign this Agreement or any interest therein without the prior written approval of the Contract Administrator. Consultant shall not subcontract any portion of the performance contemplated and provided for herein, other than to the subcontractors noted in the proposal, without prior written approval of the Contract Administrator.

8.5 **Survival.** All obligations arising prior to the termination of this Agreement and all provisions of this Agreement allocating liability between City and Consultant shall survive the termination of this Agreement.

8.6 **Options upon Breach by Consultant.** If Consultant materially breaches any of the terms of this Agreement, City's remedies shall included, but not be limited to, the following:

8.6.1 Immediately terminate the Agreement;

8.6.2 Retain the plans, specifications, drawings, reports, design documents, and any other work product prepared by Consultant pursuant to this Agreement;

8.6.3 Retain a different consultant to complete the work described in Exhibit A not finished by Consultant; or

8.6.4 Charge Consultant the difference between the cost to complete the work described in Exhibit A that is unfinished at the time of breach and the amount that City would have paid Consultant pursuant to Section 2 if Consultant had completed the work.

Section 9. KEEPING AND STATUS OF RECORDS.

9.1 **Records Created as Part of Consultant's Performance.** All reports, data, maps, models, charts, studies, surveys, photographs, memoranda, plans, studies, specifications, records, files, or any other documents or materials, in electronic or any other form, that Consultant prepares or obtains pursuant to this Agreement and that relate to the matters covered hereunder shall be the property of the City. Consultant hereby agrees to deliver those documents to the City upon termination of the Agreement. It is understood and agreed that the documents and other materials, including but not limited to those described above, prepared pursuant to this Agreement are prepared specifically for the City and are not necessarily suitable for any future or other use. City and Consultant agree that, until final approval by City, all data, plans, specifications, reports and other documents are confidential and will not be released to third parties without prior written consent of both parties.

9.2 **Consultant's Books and Records.** Consultant shall maintain any and all ledgers, books of account, invoices, vouchers, canceled checks, and other records or documents evidencing or relating to charges for services or expenditures and disbursements charged to the City under this Agreement for a minimum of 3 years, or for any longer period required by law, from the date of final payment to the Consultant to this Agreement.

9.3 **Inspection and Audit of Records.** Any records or documents that Section 9.2 of this Agreement requires Consultant to maintain shall be made available for inspection, audit, and/or copying at any time during regular business hours, upon oral or written request of the City. Under California Government Code Section 8546.7, if the amount of public funds expended under this Agreement exceeds $10,000.00, the Agreement shall be subject to the examination and audit of the State Auditor, at the request of City or as part of any audit of the City, for a period of 3 years after final payment under the Agreement.

Section 10 MISCELLANEOUS PROVISIONS.

10.1 **Attorneys' Fees.** If a party to this Agreement brings any action, including an action for declaratory relief, to enforce or interpret the provision of this Agreement, the prevailing party shall be entitled to reasonable attorneys' fees in addition to any other relief to which that party may be entitled. The court may set such fees in the same action or in a separate action brought for that purpose.

10.2 **Venue.** In the event that either party brings any action against the other under this Agreement, the parties agree that trial of such action shall be vested exclusively in the state courts of California in the County of Monterey or in the United States District Court for the Northern District of California.

10.3 **Severability.** If a court of competent jurisdiction finds or rules that any provision of this Agreement is invalid, void, or unenforceable, the provisions of this Agreement not so adjudged shall remain in full force and effect. The invalidity in whole or in part of any provision of this Agreement shall not void or affect the validity of any other provision of this Agreement.

10.4 **No Implied Waiver of Breach**. The waiver of any breach of a specific provision of this Agreement does not constitute a waiver of any other breach of that term or any other term of this Agreement.

10.5 **Successors and Assigns.** The provisions of this Agreement shall inure to the benefit of and shall apply to and bind the successors and assigns of the parties.

10.6 **Use of Recycled Products.** Consultant shall prepare and submit all reports, written studies and other printed material on recycled paper to the extent it is available at equal or less cost than virgin paper.

10.7 **Conflict of Interest.** Consultant may serve other clients, but none whose activities within the corporate limits of City or whose business, regardless of location, would place Consultant in a "conflict of interest," as that term is defined in the Political Reform Act, codified at California Government Code Section 81000 *et seq.*

Consultant shall not employ any City official in the work performed pursuant to this Agreement. No officer or employee of City shall have any financial interest in this Agreement that would violate California Government Code Sections 1090 *et seq.*

Consultant hereby warrants that it is not now, nor has it been in the previous 12 months, an employee, agent, appointee, or official of the City. If Consultant was an employee, agent, appointee, or official of the City in the previous twelve months, Consultant warrants that it did not participate in any manner in the forming of this Agreement. Consultant understands that, if this Agreement is made in violation of Government Code § 1090 *et seq.*, the entire Agreement is void and Consultant will not be entitled to any compensation for services performed pursuant to this Agreement, including reimbursement of expenses, and Consultant will be required to reimburse the City for any sums paid to the Consultant. Consultant understands that, in addition to the foregoing, it may be subject to criminal prosecution for a violation of Government Code § 1090 and, if applicable, will be disqualified from holding public office in the State of California.

10.8 **Solicitation.** Consultant agrees not to solicit business at any meeting, focus group, or interview related to this Agreement, either orally or through any written materials.

10.9 **Contract Administration.** This Agreement shall be administered by Don Wilcox, Pubilc Works Director ("Contract Administrator"). All correspondence shall be directed to or through the Contract Administrator or his or her designee.

10.10 **Notices.** Any written notice to Consultant shall be sent to:
Cannon Corporation
Jeff Spannbauer, PE – Director, Automation & Electrical Engineering (C 66131)
1050 Southwood Drive
San Luis Obispo, CA 93401

jeffs@cannoncorp.us

Any written notice to City shall be sent to:
City of Soledad
Megan Hunter, City Manager
248 Main Street
Soledad, CA 93926
mhunter@cityofsoledad.gov

10.11 **Professional Seal.** Where applicable in the determination of the contract administrator, the first page of a technical report, first page of design specifications, and each page of construction drawings shall be stamped/sealed and signed by the licensed professional responsible for the report/design preparation. The stamp/seal shall be in a block entitled "Seal and Signature of Registered Professional with report/design responsibility," as in the following example.

_____ Seal and Signature of Registered Professional with report/design responsibility.

10.12 **Integration.** This Agreement, including the scope of work attached hereto and incorporated herein as Exhibits A represents the entire and integrated agreement between City and Consultant and supersedes all prior negotiations, representations, or agreements, either written or oral.

Exhibit A Scope of Services (Cannon Proposal, including Fee Schedule)

10.13 **Counterparts.** This Agreement may be executed in multiple counterparts, each of which shall be an original and all of which together shall constitute one agreement.

[SIGNATURES ON FOLLOWING PAGE]

The Parties have executed this Agreement as of the Effective Date.

CITY OF SOLEDAD

_____
Megan Hunter, City Manager

Attest:

_____
Megan Hunter, City Clerk

Approved as to Form:

_____
Michael Rodriquez, City Attorney

CONSULTANT

_____
Jeff Spannbauer, PE – Director, Automation & Electrical Engineering (C 66131), Cannon Corporation

EXHIBIT A

SCOPE OF SERVICES (CANNON PROPOSAL, INCLUDING FEE SCHEDULE)

.

June 4, 2026

Mr. Don Wilcox
Director of Public Works
City of Soledad
P.O. Box 156
Soledad, CA 93960

PROJECT: CITY OF SOLEDAD I&C SERVICE

Dear Mr. Wilcox:

We understand our previous on call SCADA services contract has expired. The City wishes to put a new contract in place to provide on-going maintenance and repair services for instrumentation, controls, and automated facilities and equipment (what we term "I&C Service"), on a request for services basis.

SCOPE OF WORK

This proposal establishes terms of the *Service Contract* between City of Soledad and Cannon. A separate billing phase under this contract will be established for each *Service Request*, identifying the work accomplished and the associated *Time and Materials* fees.

FEES

Fees are based on the hourly rates per the enclosed fee schedule. The fees are based upon current California Prevailing Wages.

I will follow up with you this week to further discuss this proposal; if you would like to get started before then, please sign and return the signed Acceptance of Proposal which will serve as our notice to proceed.

Sincerely,

Jeff Spannbauer, PE
Director, Automation & Electrical Engineering
C 66131

2026/2027 Fee Schedule
Bill Rate Ranges
Subject to change

Associate Engineer	$ 205 - $ 246
Automation Specialist	$ 189 - $ 204
Automation Technician	$ 147 - $ 162
Design Engineer	$ 168 - $ 194
Engineering Assistant I - IV	$ 131 - $ 160
Information Systems Admin / Manager	$ 145 - $ 167
Lead Automation Specialist	$ 204 - $ 219
Lead Automation Technician	$ 179 - $ 194
Lead Designer	$ 163 - $ 202
Principal Automation Specialist	$ 223 - $ 238
Principal Automation Technician	$ 200 - $ 215
Principal Designer	$ 154 - $ 204
Director / Department Manager	$ 260 - $ 337

Principal Engineer	$ 234 - $ 282
Project Designer	$ 150 - $ 180
Project Engineer	$ 180 - $ 207
Sr. Associate Engineer	$ 220 - $ 265
Sr. Automation Specialist	$ 210 - $ 225
Sr. Automation Technician	$ 184 - $ 199
Sr. Principal Designer	$ 170 - $ 221
Sr. Principal Engineer I-III	$ 250 - $ 322
Sr. Project Designer	$ 150 - $ 194
Sr. Project Engineer	$ 194 - $ 233

Electrical - Prevailing Wage	
Electrician	$ 250 - $ 265

Other Direct Charges

Outside Reproduction	Cost + 15%
Automation & Electrical Materials	Cost + 25% (+tax)
Subconsultant Fees	Cost + 10%
Travel and Related Subsistence	Cost + 15%
Standard Mileage Rate	IRS Rate per mile
Airplane Mileage Rate	GSA Rate per mile

Expenses, such as special equipment, shipping costs, travel other than by automobile, parking expenses, and permit fees will be billed at the actual cost plus 15%. If the client requests, or the client's schedule requires work to be done on an overtime basis, a multiplier of 1.5 will be applied to the stated rates for weekdays for daily hours in excess of 8 as well as weekends, and a multiplier of 2.0 for daily hours in excess of 12 and holidays. If the client requests field services to be provided outside of normal working hours, a multiplier of 1.5 will be applied to the stated rates. For prevailing wage projects, if the client requests field services to be provided on any given Sunday, a multiplier of 2.0 will be applied to the stated rates; on or around an observed holiday, other rates may be applied. Survey Crews and Automation Field staff are billed portal to portal. A minimum charge of four hours will be charged for any Automation Field Service calls outside of normal working hours. The stated rates are subject to change, typically on an annual basis.

(effective 6/1/2026)

PREVAILING WAGE INFORMATION REQUEST

Thank you for this opportunity to be of service on your public works project. Please complete and return this form to allow us to comply with California's prevailing wage requirements. Thank you!

Legal Name of Cannon PWC Registration No.	Cannon Corporation 1000001861
Cannon Project Number	251229

PUBLIC WORKS PROJECT REGISTRATION INFORMATION:

Client's Project Name	
DIR Project ID (PWC-100)	
Applicable Bid Advertisement Date	
Client's Representative for DIR Project ID Information	Name: E-mail: Phone No.:
Labor Compliance Program (LCP) Applicable to this Project?	Yes ☐ or No ☐ If yes, please confirm if Cannon will be subject to the LCP and provide a copy of the LCP manual to Cannon before the start of the project. Thank you.

APPENDIX A: TERMS FOR CANNON INTEGRATED CONTROL SYSTEM SERVICES

Section 1: The Agreement

1.1 The agreement between Cannon and Client consists of the following terms, the attached proposal and any exhibits or attachments noted in the proposal. Together these elements will constitute the entire agreement superseding any and all prior negotiations, correspondence, or agreements either written or oral. Any changes to this agreement must be mutually agreed to in writing.

Section 2: Standard of Care

2.1 The process to design and install an integrated control system as described in the scope of work (the "Project") requires the Client's good faith participation in the design and training for an integrated control system. Cannon services will be based solely on information provided to Cannon. Cannon is responsible for its, interpretations, and recommendations based on supplied data, but will not be responsible for errors in supplied data or liable for errors resulting from the Client's failure to meet its responsibilities required in the design process. Cannon is not liable for other parties' interpretations or use of the information developed for the Project or for work by third parties including, but not limited to, engineers, architects, contractors, subcontractors, or suppliers of Client.

2.2 Engineering and design services performed by Cannon under this agreement will be conducted in a manner consistent with the level of care and skill ordinarily exercised by members of this profession practicing contemporaneously under similar conditions in the locality of the project.

2.3 Cannon shall assign to Client, of if not assignable pursue on behalf of Client, any warranty available to Cannon and covering the hardware supplied by Cannon for the Project. CANNON MAKES NO OTHER WARRANTY OF ANY KIND, INCLUDING BUT NOT LIMITED TO ANY WARRANTY OF FREEDOM FROM PATENT INFRINGEMENT, OF MERCHATABILITY, OF FITNESS FOR A PARTICULER PARUPOSE, OR OTHER EXPRESS OR IMPLIED WARRANTIES.

2.4 The Client recognizes that it is neither practical nor customary for Cannon to include all design specifications, fabrication, construction or installation details in plans and specifications, creating a need for interpretation by Cannon or an individual who is under Cannon's supervision ("field review"). The Client also recognizes that field review permits Cannon to identify and correct quickly and at comparatively low cost professional errors or omissions that are revealed through construction, or errors or omissions committed by others due to misinterpretation of design documents, or due to other causes. For the foregoing reasons field review is generally considered an essential element of a complete design professional service. Accordingly, if the Client directs Cannon not to provide field review, Cannon shall not be responsible for the consequences of any of Cannon's acts, errors or omissions, except for those consequences which it reasonably could be concluded that Cannon's review services would not have prevented or mitigated.

Section 3: Intellectual Property

3.1 The Client agrees that Cannon may use and publish the Client's name and a general description of Cannon's services with respect to the Project in describing Cannon's experience and qualifications to other clients and prospective clients.

3.2 The designs and software developed by Cannon and used for the Project, and any patentable or copyrightable concepts developed by Cannon as a consequence of service hereunder shall remain the sole intellectual property of Cannon. Following acceptance and final payment Cannon will grant to the Customer a non-transferrable, non-exclusive, perpetual license to use the software for the Customer's internal purposes only.

Section 4: Billing and Payment

4.1 Cannon will bill Client, and Client will pay Cannon on a monthly basis. Prior to the start of the project, a retainer as specified in the proposal is required. Invoices for the balance will be submitted to Client by Cannon and will be due and payable within 10 days of invoice date. If Client objects to all or any portion of any invoice, Client will so notify Cannon in writing within fourteen (14) of the invoice date, identify the cause of the disagreement, and pay when due that portion of the invoice not in dispute. The parties will immediately make every effort to settle the disputed portion of the invoice. In the absence of written notification described above, the balance as stated on the invoice will be paid.

4.2 Invoices are delinquent if payment has not been received within thirty (30) days from date of invoice. Client will pay an additional charge of 1-1/2 (1.5) percent per month or 18% per year of any delinquent amount, excepting any portion of the invoiced amount in dispute and resolved in favor of Client. All time spent and expenses incurred (including any attorney's fees) in connection with collection of any delinquent amount will be paid by Client to Cannon per Cannon's current fee schedule. In the event Client fails to pay Cannon within sixty (60) days after invoices are rendered, Client agrees that Cannon will have the right to consider the failure to pay Cannon's invoice a breach of this agreement.

4.3 Client agrees that if Client requests additional services as described in Section 5 below, Client will timely pay for all such additional services as extra work. Cannon will notify the Client prior to performance of services which are not specified in this agreement.

4.4 Client agrees that payment to Cannon is in no way contingent on the results of work by Cannon or on the outcome of any litigation.

4.5 Preparation and/or travel time will be charged at the hourly rate.

4.6 Billing rates are subject to change, typically on an annual basis.

Section 5: Additional Services

5.1 Additional services include making revisions in drawings, specifications or other documents when such revisions are:

a) Inconsistent with approvals or instructions previously given by the Client, including revisions made necessary by adjustments in the Client's program or project budget; or

b) Required by the enactment or revision or codes, laws or regulations subsequent to the preparation of such documents.

5.2 Additional services includes providing services required because of significant changes in the project including, but not limited to, size, quality, complexity, the Client's schedule, or the method of bidding or negotiating and contracting for construction.

5.3 Where unexpected developments increase the scope of the Project and/or prove the assumptions of this proposal invalid, Cannon will make a reasonable effort to contact Client to discuss the effects and adjustments to cost.

Section 6: Site Access and Systems Conditions

6.1 Client will grant or obtain free access to the site for all equipment and personnel necessary for Cannon to perform the work set forth in this agreement. Client will notify any and all possessors of the project site that Client has granted Cannon free access to the site. Cannon will take reasonable precautions to minimize damage to the site, but it is understood by Client that, in the normal course of work, some damage may occur and the correction of such damage is not part of this agreement unless so specified in the proposal.

6.2 Client will share operational requirements, specifications for the Project, and the Client's technical contacts in a timely manner consistent with the scope of the Project. Cannon and Client will communicate regularly to support and coordinate completion of the Project and any commissioning required under this agreement.

Section 7: Ownership of Documents

7.1 All reports, maps, plans, field data, field notes, estimates and other documents, whether in hard copy or machine readable form, which are prepared by Cannon as instruments of professional service, shall remain the property of Cannon. The Client may retain copies, including copies stored on magnetic tape or disk, for information and for reference in connection with the operation of the Project.

7.2 Because of the possibility that information and data delivered in machine readable form may be altered, whether inadvertently or otherwise, Cannon reserves the right to retain the original tapes/disks and to remove from copies provided to the Client all identification reflecting the involvement of Cannon in their preparation. Cannon also reserves the right to retain hard copy originals of all project documentation delivered to the Client in machine readable form, which originals shall be referred to and shall govern in the event of any inconsistency between the two.

7.3 The Client recognizes that changes or modifications to Cannon's instruments of professional service introduced by anyone other than Cannon may result in adverse consequences which Cannon can neither predict nor control. Therefore, and in consideration of Cannon ' agreement to deliver its instruments of professional service in machine readable form, the Client agrees, to the fullest extent permitted by law, to hold harmless and indemnify Cannon from and against all claims, liabilities, losses, damages, and costs, including but not limited to attorney's fees, arising out of or in any way connected with the modification, misinterpretation, misuse or reuse by others of the machine readable information and data provided by Cannon under this Agreement. The foregoing indemnification applies, without limitation, to any use of the project documents on other projects, for additions to this project, or for completion of this Project by others, excepting only such use as may be authorized, in writing, by Cannon.

7.4 Client agrees that all reports and other work furnished to Client or its agents, which are not paid for, will be returned upon demand and will not be used by Client or others for any purpose whatsoever.

Section 8: Client Responsibilities

8.1 The Client shall provide full information including Client's system design specifications, as built and installed documentation, facility constraints, and budget criteria.

8.2 The Client shall furnish the services of a structural, mechanical, or other engineer, consultant services, and laboratory tests, inspections, or reports as required by law or as requested by Cannon to perform the functions and services required of this agreement. The information shall be furnished at the Client's expense and Cannon shall be entitled to rely upon the accuracy and completeness thereof.

8.3 The Client shall furnish all legal, accounting and insurance counseling services as may be necessary at any time for the Project, including auditing services the Client may require to verify a Contractor's Applications for Payment or to ascertain how or for what purposes the Contractor uses the moneys paid by the Client. The information above shall be furnished at the Client's expense, and Cannon shall be entitled to rely upon the accuracy and completeness thereof.

8.4 If the Client observes or otherwise becomes aware of any fault or defect in the project or nonconformance with the Contract Documents, prompt written notice shall be given by the Client to Cannon.

8.5 The Client shall furnish information and shall review Cannon's work and provide decisions as expeditiously as necessary for the orderly progress of the project and of Cannon's services.

Section 9: Insurance

9.1 Cannon and its agents, staff and consultants employed by it, is and are protected by worker's compensation insurance and that Cannon has such coverage under public liability and property damage insurance policies which Cannon deems to be adequate for its services performed. Certificates for all such policies of insurance shall be provided to Client upon written request. Within the limits and conditions of such insurance, Cannon agrees to indemnify and save Client harmless from and against any loss, damage or liability proximity caused by negligent acts by Cannon, its agents, staff, and consultants employed by it. Cannon shall not be responsible for any loss, damage or liability beyond the amounts, limits, and conditions of such insurance. Cannon shall not be responsible for any consequential damages nor for any

loss, damage, or liability arising from any acts by Client, its agents, staff, and other consultants employed by Client.

Section 10: Termination

10.1 This agreement may be terminated by either party by giving seven (7) days written notice in the event of any breach of any provision of this agreement, or in the event of substantial failure of performance by the other party, or if Client suspends the work for more than three (3) months. In the event of termination, Cannon will be paid for services performed prior to the date of termination plus reasonable termination expenses including the cost of completing analyses, records and reports necessary to document job status at the time of termination.

10.2 Failure of the Client to make payments to Cannon when due in accordance with this agreement shall be considered substantial nonperformance and cause for termination. If the Client fails to make payment when due to Cannon for services and expenses, Cannon may, upon seven (7) days written notice to the Client, suspend performance of services under this agreement. Unless payment in full is received by Cannon within seven (7) days of the date of the notice, the suspension shall take effect without further notice. In the event of a suspension of services, Cannon shall have no liability to the Client for delay, damage, loss of agency approvals, loss of financing, interest expenses, etc. suffered by the Client because of such suspension of service.

Section 11: Disputes Resolution

11.1 Cannon and Client shall endeavor to resolve by direct negotiation all claims, disputes, and other matters in controversy between them arising out of or related to this agreement (“Disputes”).

11.2 If mutually agreed by Cannon and Client, Disputes may be submitted to any method and procedure of alternative dispute resolution established by them. If and to the extent Client and Cannon have agreed on methods for resolving Disputes, then such methods will be set forth in an "alternative dispute resolution agreement" which, if attached, is incorporated and made a part of this agreement.

11.3 Client agrees all remaining Disputes will be finally resolved by litigation and the sole and exclusive venue for any action will be brought and tried in the Superior Court of San Luis Obispo County. To the fullest extent permitted by law, the parties waive any rights to jury trial and to remove the action to any other jurisdiction or venue.

11.4 If a proceeding of any nature is instituted in connection with any dispute or any matter arising under or connected with the subject of this agreement, the prevailing party shall be entitled to recovery of all reasonable costs incurred, including staff time, court costs, attorney's fees, and other claim related expenses.

Section 12: Assigns

12.1 Cannon shall not assign this agreement in whole or in part nor shall it subcontract any portion of the work to be performed hereunder; except that Cannon may use the services of persons of entities not in our employ when it is appropriate and customary to do so. Such persons and entities include, but are not necessarily limited to, specialized consultants and testing laboratories. Cannon’s use of others for additional services shall not be unreasonably restricted by the Client provided Cannon notifies the Client in advance.

Section 13: Governing Law and Survival

13.1 The law of the State of California, without regard to any conflict of law provisions, will govern the validity, interpretation, and performance of this agreement.

13.2 If any provision contained in this agreement is held illegal, invalid, or unenforceable, the enforceability of the remaining provisions will not be impaired. Limitations of liability and indemnities will survive termination of this agreement for any cause.

Section 14: Limitation of Liability

14.1 To the fullest extent permitted by law, the total liability, in the aggregate, of Cannon and Cannon's officers, directors, employees, agents and independent professional associates and consultants, and any of them,

to Client and anyone claiming by, through or under Client, for any and all injuries, claims, losses, expenses or damages whatsoever arising out of or in any way related to Cannon's services, the Project or this agreement from any cause or causes whatsoever, including but not limited to the negligence, errors, omissions, strict liability or breach of contract of Cannon or Cannon's officers, directors, employees, agents and independent professional associates and consultants, or any of them, shall not exceed the total compensation received by Cannon under this agreement, or the total amount of $50,000.00, whichever is greater.

Section 15: Hiring Cannon's Employees

15.1 From time to time, Clients who have come to know and work with our employees in the course of a project wish to hire them to work as the Client's own in-house employees. We pride ourselves on recruiting, hiring, and training the very best employees possible, and in assigning to projects our employees who best meet our Clients' individual needs. Our goal is to have our Clients view Cannon and its individual employees as indispensable.

15.2 Client agrees to pay Cannon a finder's fees equal to 12 months of the employee's current salary or wage for each of our employees whom you choose to hire, either directly or indirectly. Client acknowledges and agrees that the finder's fee is both fair and reasonable, and is equivalent to a recruiting or "headhunter's fee" that Client would expect to pay to a third party for locating and recruiting an employee of the caliber of the hired Cannon employee.

15.3 This Section 14 shall be limited to those of Cannon's employees with whom Client works or is introduced by Cannon during the course of this engagement, and shall be applicable to such employees both during his/her employment with Cannon and for a period of six (6) months thereafter. This Section 14 shall survive the cancellation or expiration of this Agreement.

Section 16: Prevailing Wage

16.1 Cannon acknowledges the requirements of California Labor Code Sections 1720 et seq. and 1770 et seq., as well as California Code of Regulations, Title 8, Section 16000 et seq. ("Prevailing Wage Laws"), which require the payment of prevailing wage rates and the performance of other requirements on certain "public works" and "maintenance" projects. To the extent required by the California Labor Code, Cannon shall fully comply with and require its subconsultants to fully comply with such Prevailing Wage Laws.

16.2 Pursuant to Labor Code Sections 1725.5 and 1771.1, Cannon and all its subconsultants performing work subject to prevailing wage must be registered with the Department of Industrial Relations and submit their certified payroll records directly to the DIR. In order to do so, the awarding body needs to complete the PWC-100 (Public Works Project Registration) within five days of awarding the contract; and provide Cannon with the DIR Project ID prior to the start of Cannon's work.

AGENDA ITEM NO. 7.

CITY OF SOLEDAD
STAFF REPORT

SUBJECT: **Resolution No. 6408, a Resolution of the City Council of the City of Soledad Accepting a Grant in the Amount of $167,219.33 and Authorizing the City Manager to Execute an Agreement with the Monterey Bay Air Resources District (MBARD) for the AB2766 Clean Air Management Program (CAMP) Grant on Behalf of the City of Soledad**

TO: **Honorable Mayor Velazquez and City Council**

FROM: **Don Wilcox, Public Works Director and Alex Ramos, Engineering Project Manager**

THROUGH: **Megan Hunter, City Manager**

MEETING DATE: **August 19, 2026**

Recommendation

It is recommended that the City Council of the City of Soledad consider and adopt Resolution No. 6408, "Accepting a Grant in the Amount of $167,219.33 and Authorizing the City Manager to Execute an Agreement with the Monterey Bay Air Resources District (MBARD) for the AB2766 Clean Air Management Program (CAMP) Grant on Behalf of the City of Soledad ."

Executive Summary

The City of Soledad has been actively modernizing the Soledad Community Center through a phased approach to address decades of deferred maintenance and improve one of the City's most utilized public facilities. As part of the original modernization effort, publicly accessible electric vehicle (EV) charging stations were identified as a future improvement but were deferred due to funding limitations.

The Monterey Bay Air Resources District (MBARD) has awarded the City $167,219.33 through its FY25 AB 2766 Clean Air Management Program (CAMP) to support installation of Level 2 EV charging stations at the Soledad Community Center. Approval of the proposed Resolution will authorize the City to accept the grant, execute the grant agreement, and continue implementation of a previously planned component of the Community Center Modernization Project.

Background

Over the past several years, the City has made an effort to modernize the Soledad Community Center and address decades of deferred maintenance. In 2022, the City completed a comprehensive assessment of the facility and developed a phased modernization plan to improve accessibility, building systems,

public amenities, and the overall functionality of one of the City's most utilized public facilities. Funding made available through the American Rescue Plan Act (ARPA) allowed the City to complete many of the highest-priority improvements, including a commercial kitchen remodel, Americans with Disabilities Act (ADA) accessibility upgrades, and improvements to the gymnasium and stage.

As part of the original modernization planning effort, the City also identified the installation of publicly accessible electric vehicle (EV) charging stations as a future improvement to better serve Community Center visitors and expand access to clean transportation infrastructure. However, due to available project funding and construction costs at the time of bidding, the City prioritized critical life-safety, accessibility, and building improvements, deferring the EV charging infrastructure to a future phase while continuing to pursue outside funding opportunities.

The Monterey Bay Air Resources District (MBARD) administers the AB 2766 Clean Air Management Program (CAMP), which provides competitive grant funding for projects that reduce motor vehicle emissions and improve access to alternative transportation infrastructure. Recognizing that the Soledad Community Center serves as one of the City's primary community gathering places and was already identified as a future EV charging location, staff submitted an application requesting grant funding to install publicly accessible Level 2 electric vehicle charging stations at the facility. The application requested the program's maximum award of $200,000.

MBARD awarded the City $167,219.33 through its FY25 AB 2766 Clean Air Management Program to install public Level 2 EV charging stations at the Soledad Community Center to install one dual-port and one single-port publicly accessible Level 2 EV charging stations.

Review & Analysis

The grant agreement establishes the terms and conditions under which the City will receive reimbursement funding from MBARD for the installation of publicly accessible Level 2 electric vehicle charging stations at the Soledad Community Center. As a reimbursement grant, eligible project costs will be reimbursed upon completion of work and submission of the required documentation in accordance with the grant agreement. The agreement also establishes project completion deadlines, reporting requirements, and operational commitments necessary to maintain compliance with the program.

Acceptance of the grant agreement authorizes the City to move forward with project implementation, including final design, preparation of construction documents, bidding, and construction. Staff will continue coordinating with MBARD, PG&E, and technical consultants throughout design and construction to ensure the project is delivered in accordance with grant requirements and applicable regulatory standards.

Staff has reviewed the grant agreement and determined that its terms and conditions are reasonable and consistent with the City's objectives. Acceptance of the grant will allow the City to leverage outside funding to complete a previously planned Community Center improvement while minimizing the use of local funding.

Financial Considerations

The proposed project is primarily funded through the Monterey Bay Air Resources District (MBARD) FY25 AB 2766 Clean Air Management Program (CAMP) Grant in the amount of $167,219.33. Grant funds will be used toward the design, procurement, and installation of Level 2 electric vehicle charging infrastructure at the Soledad Community Center in accordance with the grant agreement.

At the time of this report, staff is continuing to evaluate the final project scope and any additional funding necessary to fully implement the project. Should additional City funding be recommended beyond the awarded grant amount, staff will return to the City Council for consideration as part of a future budget or contract action.

Acceptance of the grant agreement does not require an additional General Fund appropriation at this time.

Strategic Plan Alignment

This project is consistent with Objective 4.1.3 – Expand and modernize the Community Center for youth, seniors, and multicultural programming. Specifically, the Strategic Plan identifies continued investment in facility modernization, accessibility, and site improvements to transform the Community Center into a modern, inclusive, and resilient community asset. The proposed EV charging station improvements directly support the Strategic Plan's objective of enhancing parking lot infrastructure and completing the long-term modernization of the Community Center.

Alternatives

- Adopt the proposed Resolution; or
- Do not adopt the proposed Resolution. This alternative is not recommended because it would forgo $167,219.33 in grant funding, delay implementation of a previously identified Community Center improvement, and hinder progress toward achieving the City's Strategic Plan objective of modernizing the Community Center and enhancing public infrastructure.

Planning/CEQA

The proposed project is categorically exempt from the California Environmental Quality Act (CEQA) pursuant to State CEQA Guidelines Sections 15301 (Class 1 – Existing Facilities) and 15303 (Class 3 – New Construction or Conversion of Small Structures). Class 1 consists of the operation, repair, maintenance, permitting, leasing, licensing, or minor alteration of existing public or private facilities involving negligible or no expansion of the existing or former use. Class 3 consists of the construction and location of limited numbers of new, small facilities or structures, including accessory utility improvements. The proposed project consists of installing publicly accessible Level 2 electric vehicle charging stations and associated electrical infrastructure within the existing developed parking area of the Soledad Community Center. The project involves minor improvements to an existing public facility and the installation of small accessory utility infrastructure, and will not result in a significant expansion of the existing use.

Public Notice Requirements

None Required

Attachment(s):
Resolution No. 6408
Exhibit A - MBARD Grant Agreement

RESOLUTION NO. 6408

A RESOLUTION OF THE CITY COUNCIL OF THE CITY O FSOLEDAD ACCEPTING A GRANT IN THE AMOUNT OF $167,219.33 AND AUTHORIZING THE CITY MANAGER TO EXECUTE AN AGREEMENT WITH THE MONTEREY BAY AIR RESOURCES DISTRICT (MBARD) FOR THE AB2766 CLEAN AIR MANAGEMENT PROGRAM (CAMP) GRANT ON BEHALF OF THE CITY OF SOLEDAD

WHEREAS, the City of Soledad is committed to improving public facilities, expanding access to clean transportation infrastructure, and pursuing outside funding opportunities that enhance community amenities while minimizing the use of local funds; and

WHEREAS, the City has made significant investments in the modernization of the Soledad Community Center to address decades of deferred maintenance and improve one of the City's most utilized public facilities; and

WHEREAS, the original Community Center Modernization Project identified publicly accessible electric vehicle (EV) charging stations as a future improvement; however, due to funding limitations, the EV charging infrastructure was deferred while the City prioritized critical building, accessibility, and life-safety improvements; and

WHEREAS, the Monterey Bay Air Resources District (MBARD) administers the FY25 AB 2766 Clean Air Management Program (CAMP), which provides competitive grant funding for projects that reduce motor vehicle emissions and expand access to alternative transportation infrastructure; and

WHEREAS, the City submitted a grant application requesting funding to install publicly accessible Level 2 electric vehicle charging stations at the Soledad Community Center; and

WHEREAS, the City was awared a grant in the amount of $167,219.33 to support the installation of one dual-port and one single-port Level 2 electric vehicle charging station at the Soledad Community Center pursuant to Grant Agreement No. 26-08; and

WHEREAS, acceptance of the grant will allow the City to continue implementation of a previously identified Community Center improvement while leveraging outside funding to minimize the use of local funds; and

WHEREAS, the proposed project has been determined to be categorically exempt from the California Environmental Quality Act (CEQA) pursuant to State CEQA Guidelines Sections 15301 (Class 1 – Existing Facilities) and 15303 (Class 3 – New Construction or Conversion of Small Structures); and

WHEREAS, staff has reviewed Grant Agreement No. 26-08 and determined that its terms and conditions are reasonable and in the best interest of the City.

NOW, THEREFORE, BE IT HEREBY RESOLVED that the City Council of the City of Soledad hereby accepts the FY 2025 AB 2766 Clean Air Management Program (CAMP) Grant in the amount of $167,219.33 and approves the Monterey Bay Air Resources District (MBARD) CAMP Grant Agreement No. 26-08, attached hereto as "**Exhibit A"**; and

BE IT FURTHER RESOLVED that the City Council authorizes the City Manager to execute Grant Agreement No. 26-08 and any related documents necessary to accept the grant funds and implement the project on behalf of the City of Soledad.

PASSED AND ADOPTED by the City Council of the City of Soledad at a regular meeting duly held on the 19th of August 2026, by the following vote:

AYES, and in favor thereof, Councilmembers:

NOES, Councilmembers:

ABSENT, Councilmembers:

ABSTAIN, Councilmembers:

_____
ANNA M. VELAZQUEZ, Mayor

ATTEST:

_____
MEGAN HUNTER, City Clerk

Grant Agreement No. *26-08*

TABLE OF CONTENTS

Document	Description and Pages in Document
Grant Agreement	Contract that must be signed by both parties to execute grant (Pages 2-18).
Attachment1:	**Special Grant Conditions –** lists any special grant conditions applicable to Grantee, based on the grant application submitted by Grantee, grant award conditions and applicable AB 2766 Grant Program requirements.
Attachment 2:	**Conflict of Interest Certification**
Attachment 3:	**Instructions for Completing Grant Agreements and Reimbursement Requests –** provides detailed instructions for completing and returning this Agreement for execution by MBARD. It also provides instructions for invoicing and a description of how MBARD shall reimburse Grantee for eligible project costs.

This concludes the Table of Contents

Grant Agreement No. 26-08 | **July 17, 2026** | **Grantee Initials:**

Clean Air Management Program
Grant Agreement

Between

Monterey Bay Air Resources District

And

City of Soledad

The Monterey Bay Air Resources District (hereinafter, "MBARD") and ***City of Soledad*** (hereinafter, "Grantee") enter into this Agreement (hereinafter, "Agreement") to implement the Project entitled ***City of Soledad Battery Charging Station Infrastructure- Soledad Community Center*** (hereinafter, "Project") as described herein. The purpose of the Agreement is to reduce air pollution from motor vehicles in accordance with Assembly Bill 2766 (California Health and Safety Code §§44220-44244.1) through implementation of the Project by Grantee, funded in part by an AB 2766 grant not to exceed ***$167,219.33.***

Definitions:

A. *Annual Use*: Actual annual energy throughput or output measured in kilowatt-hour(kWh) and specified in this Agreement.

B. *Annual Use Report*: Documents Annual Use of Grant-Funded Equipment during the Project Life.

C. *Baseline Equipment:* Existing equipment to be upgraded.

D. *Agreement*: This document between Grantee and MBARD, including attachments and amendments, specifying all rights and obligations of the parties. This Agreement is fully executed and effective once signed by Grantee and MBARD.

E. *Effective Date:* Date this Agreement is signed by both parties.

F. *Grant-Funded Equipment*: Any equipment to be purchased and reimbursed under this Agreement.

G. *Pre-inspection*: An inspection of site and verification of application information to ensure project viability.

H. *Post-Inspection*: An inspection of this Grant-Funded Equipment finding that the Project is completed, operational, and consistent with this Agreement.

I. *Project*: An activity or action(s) associated with Grantee's performance that is Grant-Funded.

J. *Completion Phase*: Begins on the Effective Date and ends after **two (2) years** or on the date of the Post-Inspection, whichever occurs first.

K. *Implementation Phase/Project Life*: Begins on the date of the Post-Inspection that certifies fully operational charging stations. The Project Life ends after **three (3) years**.

L. *Term*: Includes the Completion Phase and the Implementation Phase. The Agreement expires at the end of the Term.

A. General Agreements

1. This Agreement shall be comprised of the Grant Agreement No. ***26-08*** and ***Attachments 1-3***.
2. Grantee may use leveraged funding from outside sources or from other grant programs administered by MBARD where allowed.
3. All other secured funds must have been appropriated or awarded to Grantee after adoption of its current annual budget, and all sources must be declared in Attachment 1 of this Agreement.
4. The grant award cannot be increased once the Agreement has been fully executed.
5. This Agreement shall be signed and fully executed by all parties prior to Grantee placing any orders, making any payments, or incurring any reimbursable expenses; except, at the sole discretion of MBARD, select fees may also be incurred pre-agreement execution (i.e., permits, inspections, design, engineering, site preparation). Applicants may order or make down payment on infrastructure equipment prior to contract execution, but only after MBARD approval. A dealer that orders a piece of equipment before the Effective Date assumes all financial risk and is in no way ensured the availability of program funds to cover equipment, and or other, project costs. Grantee shall not order or make payment on equipment prior to the date of contract execution. Grantee assumes all financial risk and is in no way ensured the availability of program funds to cover equipment costs or work completed prior to contract execution.
6. The expiration date may be extended only upon written request by Grantee and approval by MBARD's Board of Directors. The Agreement shall then be amended to reflect the new date. The written request which documents the delay was not caused by action or inaction of Grantee, must be submitted to MBARD no later than 60 days prior to the expiration date.
7. If Grantee has an unreimbursed grant award balance after the end of the Term, this Agreement shall terminate without notice and MBARD shall have no obligation to make any further reimbursement to Grantee.
8. Throughout the Term, project emission reductions must not be used to generate credits or compliance extension, including under any federal or state emission averaging banking and trading program, and must be excluded when determining regulatory compliance.

9. Grant-Funded Equipment shall be ordered, delivered, and installed during the Completion Phase; and operated and maintained for the duration of the Implementation Phase.
10. Unless the Term is extended, any obligation to reimburse any costs incurred by Grantee under this Agreement shall lapse and become void on the date the Completion Phase ends.
11. If Grantee is found to be non-compliant with these Agreement requirements, MBARD may cancel the Agreement, withhold payment, or demand that Grantee reimburse to MBARD all or a portion of the grant amount, based on the payback formula defined herein, or may seek relief by any remedies available under law. MBARD may consider unforeseen circumstances beyond Grantee's control in determining repercussions for non-compliance. Failure to meet any Agreement obligation may disqualify Grantee from future grant funding.

B. Grantee Obligations

Grantee shall:

1. Execute and deliver this Agreement to MBARD no later than ***August 17, 2026***.
2. Implement the Project in accordance with the Project description, scope of work, schedule, and budget specified herein.
3. Own, maintain, and operate this Project in accordance with this Agreement for a period of at least **three (3)** years from the Post Inspection Date.
4. Operate Grant-Funded Equipment in California. The Project must be permanently installed and located in California.
5. Identify and acknowledge MBARD as a source of grant funding in all literature, press releases or media events regarding the Project.
6. At the sole option of MBARD, place, or allow MBARD to place, a logo on a prominent location on the grant funded engine, equipment, and or infrastructure, or anywhere on the site of the grant funded engine, equipment, and or infrastructure. The logo design, style, color, and placement are the exclusive rights of MBARD.
7. Comply with all applicable MBARD, local, state, and federal laws and regulations.
8. Obtain all permits, approvals or clearances required to implement the Project.
9. If applicable, maintain property insurance on the Grant-Funded Equipment in an amount sufficient to reimburse MBARD the full grant amount. Grantee must also supply proof of commercial general liability insurance, including but not limited to premises and operations, including coverage for Bodily Injury and Property Damage, Personal Injury, Contractual Liability, Broad form Property Damage, Independent Contractors, Products and Completed Operations, with a combined single limit for Bodily Injury and Property Damage of not less than $1,000,000 per occurrence. These insurance policies shall remain in effect for the full Term of this agreement. Grantee shall provide to

MBARD evidence of property insurance showing that MBARD has been named as both additional insured and loss payee, and a current certificate of liability insurance showing that MBARD has been named as both certificate holder and additional insured. Reimbursements of any grant-eligible expenditure shall not be made until these documents are provided to MBARD. Grantee must ensure property and liability insurance requirements are satisfied before reimbursement may occur.

10. These insurance policies shall remain in effect for the full Term. Grantee shall submit to MBARD a current certificate of liability insurance showing MBARD has been named as an additional insured, and evidence of property insurance showing that MBARD has been named as a loss payee. No reimbursements of any grant-eligible expenditure shall be made until these documents are provided to MBARD.
11. If for any reason Grantee is awarded proceeds from the insurance policies (described above), Grantee or successor in interest shall reimburse MBARD the full amount due within 30 days of receipt of the proceeds.
12. Provide MBARD with information regarding all liens or loans affecting the Project.
13. Obtain explicit written consent from MBARD prior to encumbering the Project.
14. Immediately notify MBARD of any schedule delays.
15. Demonstrate to MBARD that Grantee can obtain all required land use permits from agencies needed to install and operate the station.
16. Demonstrate that they either own the land on which the Project will be located, or control it through a long-term lease, easement, or other legal arrangement, for the duration of the Project life. For a proposed Project where the land is not owned by Grantee, an executed lease agreement or letters of commitment lasting for the duration of the Project life must be signed by property owners/authorized representatives and must be submitted with the application.
17. Provide documentation that power or fuel is being, or will be, provided to the site (e.g., application, payment to the local utility company for power installation, or contract).
18. Ensure Grant-Funded Equipment is at a minimum a **Level 2** or higher charging equipment.
19. A competitive bidding process is required. The competitive bidding process is the process by which an applicant competitively selects infrastructure projects using two or more bids.
20. **Provide MBARD with all selected and unselected bids before or immediately after the Grantee completes a commitment to a specific bid. If the Grantee does not select Grant-Funded Equipment through a Request for Proposal ("RFP") or competitive bidding process, or the Grantee does not provide to MBARD the selected and unselected bids, MBARD cannot reimburse the Grantee for any Project costs. For portable power projects, where there is no labor or installation, MBARD also cannot reimburse for Project costs incurred if the costs were selected outside of a competitive bidding process.**

21. Install, maintain, and operate the Grant-Funded Equipment in accordance with the manufacturer(s) specifications and intended use for the duration of the Project Life.
22. Ensure Grant-Funded Equipment and parts must be new. Remanufactured or refurbished equipment and parts are not eligible.
23. Ensure Grant-Funded Equipment is certified, or field evaluation labeled by a Nationally Recognized Testing Laboratory (NRTL) (e.g., Underwriter's Laboratories, Intertek) located at OSHA's NRTL Program.
24. Ensure Grant-Funded Equipment must have at least a one (1) year warranty. Grantee must secure and maintain a vendor warranty that is at least a one (1) year warranty.
25. Not tamper with any Grant-Funded Equipment, such as altering the equipment performance.
26. Ensure work is performed by contractors and/or electricians that meet all required licensing, certification, and statutory requirements for the eligible project type (e.g., Assembly Bill (AB) 841 (Ting, Chapter 372, Statues of 2020)). CARB may request proof of compliance with any licensing, certification, and statutory requirements before performing any work on an eligible project.
27. Ensure that license classifications, pursuant to Public Utility Code (PUC) Section 740.20 (Assembly Bill 841 (2020), for work performed on or after January 1, 2022, all electric vehicle charging infrastructure and equipment located on the customer side of the electrical meter funded or authorized by this Agreement shall be installed by electricians with the appropriate license classification, as determined by the Contractor's State License Board, and at least one electrician on each crew, at any given time, who holds an Electric Vehicle Infrastructure Training Program (EVITP) certification. Projects that include installation of a charging port supplying 25 kilowatts or more to a vehicle must have at least 25 percent of the total electricians working on the crew for the project, at any given time, who hold EVITP certification. One member of each crew may be both the Grantee and an EVITP certified electrician.
28. By signing this agreement certify that the project will comply with all AB 841 (2020) requirements or provide documentation as to why the AB 841 requirements do not apply to the project.
29. Prior to performing any electrical vehicle infrastructure or equipment installation work funded or authorized under this Agreement, provide EVITP Certification Numbers of each EVITP certified electrician that will install electric vehicle charging infrastructure or equipment. EVITP Certification Numbers are not required to be submitted if AB 841 requirements do not apply to the project.
30. Maintain and retain the Project records for at least **three (3) years** after Agreement expiration.
31. Ensure Grant-Funded Equipment remains in operating condition throughout the Implementation Phase.

32. For infrastructure projects, maintain a 95 percent (95%) uptime with 24/7 customer service available on site, via toll free telephone number. If equipment is not functional, Grantee is responsible for ensuring that repairs are made, and stations are up and running within 15 business days. Grantee must notify MBARD of any downtime beyond the 15 business days and work with MBARD to ensure stations are operational. Depending on the project, a rule, regulation, or law may set more stringent uptime and reliability requirements (e.g. AB 2061).
33. Ensure battery charging stations subject to AB 2061 (Chapter 345, Statues of 2022) comply with all outlined requirements, including those for uptime, reliability, availability status, and data tracking and reporting as specific by the California Energy Commission (CEC). For additional information, please find the Electric Vehicle Charging Infrastructure Reliability Reporting and Performance Standards located on the CEC's Website (https://www.energy.ca.gov/proceeding/electric-vehicle-charging-infrastructure-reliability-reporting-and-performance).
34. If during the Implementation Phase the fuel/energy meter fails for any reason, repair or replace the fuel/energy meter as soon as possible; and, such costs are considered a maintenance expense, therefore not an eligible cost.
35. If the Project is a publicly accessible battery charging station, report installations to the Department of Energy Alternative Fuel Data Center.
36. Agree to record annual usage per charger or per station (e.g., kilowatt-hour [kWh]), and any scheduled or unscheduled downtime, including duration of downtime and causes of downtime on the Grant-Funded Equipment for the Project Life. In the event of any recording failure, Grantee shall immediately notify MBARD and promptly resolve any issues. During any lapse in the recording operation, Grantee shall be responsible to validate any use not recorded until the issue is resolved.
37. Assist MBARD staff in inspecting, monitoring, and reviewing the Project.
38. Submit Quarterly Reports during the Completion Phase.
39. Submit a Final Report to MBARD at the end of the Completion Phase.
40. Submit Annual Use Reports during the Implementation Phase.
41. Report a qualitative description of public and private uses, annual usage per charger (e.g., kilowatt-hour), and any scheduled or unscheduled downtime, including duration of downtime and causes of downtime, including all events reported as per Part B.33 and B.34 of this Agreement, and any major repairs or modifications, malfunctions, or conditions that resulted in low use for the equipment. For infrastructure projects that incorporate solar or wind power generating equipment, the grantee must annually provide to MBARD the amount of electricity generated (kWh) from the solar or wind power generating equipment for the duration of the project life.
42. Submit Annual Use Reports electronically by the due date listed on the form or link provided by MBARD: https://portal.laserfiche.com/x4671/forms/DEERPReport

43. The first Annual Use Report shall cover use from the date of the Post-Inspection through December 31 of the same calendar year. Subsequent Annual Reporting must be completed by the end of the month of February for the prior annual year until the end of the project life.
44. Noncompliance with the reporting requirements shall require an on-site audit of the Grant-Funded Equipment. Grantees with reports that are more than six months late will not be granted any additional funds until all reports are submitted.
45. Failure to submit required reports in a timely manner will subject this Agreement to be terminated.
46. Provide MBARD with information regarding all liens or loans affecting the Grant-Funded Equipment and Baseline Equipment existing as of the Effective Date. Grantee shall not encumber the Grant-Funded Equipment or the Baseline Equipment without the written permission of MBARD.
47. Notify MBARD within five (5) days of filing petitions for relief under bankruptcy law.
48. Obtain written consent of MBARD prior to assigning benefits, delegating duties or obligations to render performance, or assigning payment of funds associated with this Agreement to any other party.
49. Obtain written consent of MBARD prior to selling or gifting Grant-Funded Equipment. Grantee shall reimburse MBARD for full grant amount if Grantee elects to sell or gift the equipment before the end of the Term.
50. Within 30 days of selling the Grant-Funded Equipment, Grantee shall provide a letter identifying the purchaser of the equipment, and a copy of the Bill of Sale or another equivalent document.
51. If for any reason, Grantee is awarded proceeds from the insurance policies, Grantee or successor in interest shall reimburse MBARD the full amount due in accord with the terms of this Agreement within 30 days of receipt of the referenced proceeds.
52. Acknowledge and agree that the purchase of Grant-Funded Equipment is an informed and voluntary act and that both MBARD and CARB have made no representation or guarantee regarding quality, condition, safety or proposed use of any Grant-Funded Equipment purchased or installed under this Agreement.
53. Defend, indemnify, and hold MBARD, its officers, agents, employees and volunteers harmless from any and all losses, costs, damages, fines or expenses (including attorney fees, court costs and expert witness fees) or liability of any kind or character to any person or property arising from, or alleged to arise from, any breach of responsibilities required of Grantee by this Agreement, or which are related in any way to Grant-Funded Equipment purchased or installed under this Agreement.
54. Collect invoices to compile a Grant Invoice for MBARD. Invoices must show costs were incurred during the term of the Agreement, except, at the sole discretion of MBARD, fees incurred pre-agreement execution (i.e., permits, design, engineering, site preparation), license fees, environmental fees, commissioning fees (safety testing), and

onsite required safety equipment. A Grant Invoice should be received by MBARD before the Project Post-Inspection. Invoices received after the Project Post-Inspection has been completed must be evaluated for consistency with the information gathered during the Project Post-Inspection. Grantee shall submit a Grant Invoice following the Reimbursement Instructions (Attachment 3).

55. Request reimbursement for grant-eligible expenditures prior to the Expiration Date.
56. Defend, indemnify, and hold harmless MBARD, its officers and employees from and against any liability or costs of any type, including attorney's fees, arising out of or related to Grantee's performance under this Agreement, except for liability or costs arising out of the sole negligence of MBARD, its officers or employees.
57. Formally submit in writing requests to amend or modify this Agreement, the budget or schedule.
58. Fulfill any other obligations, for which Grantee is responsible, specified in this Agreement.

C. MBARD Obligations

MBARD shall:

1. In consideration of Grantee's performance under this Agreement, reimburse eligible expenses invoiced by Grantee, said reimbursement being limited to the maximum grant amount specified on page 2 of this Agreement.
2. Disburse payment within 30 calendar days of MBARD approval of each reimbursement request.
3. Promptly respond to questions regarding the Agreement's terms and conditions, including but not limited to, eligible expenditures, reimbursement requests and reports.
4. If applicable, file a UCC-1 form with the California Secretary of State in the amount equal to the grant funding. **The financing statement must list MBARD as the secured party.** UCC-1 filing shall be a condition precedent to reimbursement. The UCC-1 lien rights shall remain in effect until Grantee complies with all terms of this Agreement. When Grantee's obligations under this Agreement are fulfilled, MBARD shall file a lien release (UCC-3) with the California Secretary of State within ten (10) working days thereafter. Grantee shall provide written notice of the UCC-1 filing to all financial institutions who would file a lien against the Project as a condition of lending funds.
5. Conduct a Pre-Inspection of Project prior to MBARD signing Agreement.
6. Conduct a Post-Inspection of grant-funded project prior to final reimbursement.
7. Fulfill any other obligations, for which MBARD is responsible, specified in this Agreement.

D. Project Description, Scope of Work, Schedule, Budget

1. **Project Description.** Grantee has been awarded ***$167,219.33*** in AB 2766 funds to support the implementation of this Project, which consists of the planning, delivery, installation, and operation of new charging infrastructure for the Grantee. The Grant-Funded Equipment includes **one (1) dual-port and one (1) single-port - Level 2 electric vehicle publicly accessible charging station in the Community Center's (560 Walker Dr. Soledad, CA 93960) parking lot.**

1. **Scope of Work.** The Grantee shall assess the site and confirm the site's ability to serve the Grant-Funded Equipment. The Grantee shall ensure battery charging station testing and setup, in addition to owning and operating the Grant-Funded Equipment. The Grantee shall implement and operate the Project for the duration of the Project life of **three (3)** years. Grantee shall provide services and staff, and otherwise do all things necessary for or incidental to the performance of this Project. The Grantee may not make any changes to the Project's Scope of Work without prior approval of MBARD. Failure to obtain prior approval is a breach of this agreement.

2. **Schedule.** The grant funded equipment is expected to be delivered, installed, and operational March, 2028.

3. **Project Budget.** The project is awarded ***$167,219.33*** in AB 2766 funds. If the total eligible project costs are less than the total awarded amount, the reimbursement amount shall not exceed the eligible project costs. Grantee shall not be reimbursed for any amount greater than total eligible costs, or ***$167,219.33***, whichever is less. If additional grant funds from other sources are used on this project, the AB 2766 grant amount shall be reduced to cover only the difference between the additional grant amounts and the eligible project costs. The project costs are from the July 29, 2025 City of Soledad AB2766 Grant Application Packet.

Figure 1: Project Deliverables

Task	Deliverable	Responsible
Planning & Permitting	Approved Permits	City of Soledad
Site Preparation	Trenching and conduit installed	Public Works/Contractor
Charger Installation	Charging installed operational	Contractor
Signage/Striping	Installed signage and painted stalls	Contractor
Outreach	Public engagement materials	Parks and Recreation Dept.
Grant Administration	Reporting, invoice submission	Parks and Recreation Dept.

Figure 2: Proposed Project Schedule

Planning/Permitting: July 2026 – August 2026
Site Preparation: August 2026 – September 2026
PG&E Energizing: September 2026 - March 2028 (Due to long lead times with PG&E, we've heard this may result up to 18 months of wait time before obtaining power)
Installation: September 2026 – October 2026
Signage/Striping: October 2026 – November 2026
Public Launch: December 2026 – March 2028 (All depends on PG&E, this may occur sooner, optimistically I would like to say no later than January 2027).

Figure 3: Project Costs and Budget

Task (matches Section 3)	Description / Major Personnel	Grant Funds	Sub-Total
1 – Procurement & RFP	City Project Manager (P&R), Public Works Engineering Tech, City Clerk ads	5,000	5,000
2 – Design, Utility Coordination, Permitting	PW Engineer, Electrical Engineer (sub), PG&E service review, Building permit fees	20,000	20,000
3 – Site Preparation (Civil & Electrical)	Contractor civil crew, City Inspector	50,000	50,000
4 – Equipment Purchase & Installation	Contractor electricians, OEM rep for start-up	85,000	85,000
5 – Signage, Striping, ADA Elements	Contractor paint crew, PW	10,000	10,000
6 – Commissioning, Networking, Training	Contractor lead, City IT, P&R staff	8,000	8,000
7 – Public Launch & Outreach	P&R Marketing staff, Graphic designer	4,000	4,000
8 – Administrative (4% of total) – reporting & invoices	P&R Grant Analyst, Finance Analyst	8,000	8,000
Total Project Cost		**200,000**	**200,000**

Figure 4: Project Site

City of Soledad Community Center

560 Walker Dr., Soledad, CA 93960

Proposed installation site for one dual-port and one single-port Level 2 EV charging station. Public lot; chargers accessible 24/7. Final layout subject to field verification and permitting.

E. Notices and Correspondence

Correspondence or notices required by this Agreement shall be sent via first class mail, email, or electronic signature software to the individuals and addressees specified below:

MBARD: Monterey Bay Air Resources District
Attn: Edward Ballaron, Air Quality Planner II
24580 Silver Cloud Court
Monterey, CA 93940
Tel: (831) 718-8030
Email: eballaron@mbard.org

Grantee: City of Soledad
Attn: Jessica Potts, Parks and Recreation Director
248 Main St.
Soledad, CA 93960
Tel: (831) 223-5250
Email: jpotts@cityofsoledad.gov

F. Assignment and Delegation

This Agreement and all associated benefits, including capital or equipment reimbursed in whole or part by AB 2766 grant funds, and any duties, obligations or liabilities arising therein, may not be assigned, or delegated during the Term without the prior written consent of MBARD.

G. Severability

If any clause or term of this Agreement is held by a court of competent jurisdiction to be invalid, void, or unenforceable, the remainder of the Agreement shall remain in full force and effect.

H. Termination

1. MBARD shall have the right to terminate this Agreement without prior notice if Grantee causes or fails to prevent any of the following:
    a. Failure to perform in a timely, professional or competent manner;
    b. Failure to make reasonable progress in implementing the Project;
    c. Material breach or failure to abide by any term or condition of the Agreement;
    d. Assignment of any benefits or delegation of any duties associated with this Agreement to a third party;
    e. Failure to report any conflict of interest as required by Attachment 3, herein or
    f. Bankruptcy or dissolution of Grantee.
2. MBARD shall determine whether cause exists for termination and if so, shall issue a Stop Work Notice to Grantee, followed within three (3) working days by a Notice of Termination, which shall specify a termination date.
3. Upon receipt of a MBARD Stop Work Notice or a Notice of Termination, Grantee shall immediately stop work on all activities requiring reimbursement under this Agreement, unless the Notice includes directions as specified immediately below in Section 4.
4. If so stated in the Stop Work Notice or a Notice of Termination, Grantee may continue to incur grant-reimbursable expenditures through the termination date specified in the Notice, to ensure:
    a. Continuation of any grant-funded activity needed to maintain air quality or reduce vehicular emissions; and

b. Continuation of any grant-funded activity needed to discharge Grantee obligations if specified in the Notice of Termination.

5. Breach of any material term of this Agreement by Grantee shall be considered a breach of the entire Agreement.

I. Entire Agreement

1. This Agreement constitutes the entire agreement between the parties and supersedes any prior agreement concerning the subject matter herein.
2. Amendments to this Agreement shall be proposed in writing by either party and to become effective, shall be signed and dated by both MBARD and Grantee.
3. Oral representations by either party or their representatives shall have no force or effect.

J. Acceptance

The undersigned attest to being the duly authorized representatives of the parties to this Agreement, and further attest to having read this Agreement in its entirety and covenants to comply with all its terms and conditions.

For Grantee:

Megan Hunter
City Manager
City of Soledad

Date: _____

For MBARD:

Richard A. Stedman
Air Pollution Control Officer
Monterey Bay Air Resources District

Date: _____

ATTACHMENT 1:
Special Grant Conditions

Grantee: ***City of Soledad***
Project: ***Battery Charging Station Infrastructure***
The special conditions in this Attachment take precedence over any conflicting terms and conditions elsewhere in this Agreement and are listed below:

1. Grantee shall not commence with any grant funded project activity as described in this Agreement until the grant is fully executed by the grantor and grantee.

2. Reimbursement shall be for specific costs incurred for the Grant-Funded Equipment prior to paying out costs for other tasks referenced in Figure 3 in this Agreement.

3. Grantee shall complete annual use reports for 3 years following the date all Grant-Funded charging stations identified in the Project Description of this Agreement are operational for municipal use.

4. During Project Life, grantee may use the charging station for only municipal use. During Project Life, if city employees use the station for personal EV charging use, which MBARD supports, Grantee must include a quantitative assessment or at least an estimation of city employee personal EV charging use of the Grant-Funded charging stations.

5. **QUARTERLY REPORTS:** Reports shall be submitted quarterly during the Completion Phase and include at a minimum:
    a. Activities implemented or completed as defined by the Project Schedule.
    b. Any delays in meeting schedules and the recovery plan for any schedule slip.
    c. Any other pertinent information on project status.

6. **FINAL REPORT:** One (1) report shall be submitted after the installation of the battery charging station equipment (**one (1) dual-port and one (1) single-port Level 2 electric vehicle charging station**) is complete and prior to any final reimbursement request. It must include at a minimum:

    a. Executive Summary – describe the history and purpose of the Project.
    b. Implementation – summarize activities and data monitored during Implementation Phase.
    c. Evaluation – discuss any problems encountered and the Project's overall achievements.

7. **ANNUAL REPORTS:**
    a. Qualitative description of public and private uses.
    b. Annual usage per charger:
        i. Energy dispensed (kilowatt-hours).
        ii. Number of charge sessions.
        iii. Number of vehicles using charger(s).
        iv. Electricity cost ($ per kWh).
        v. Any scheduled or unscheduled downtime, including duration of downtime and causes of downtime.
    c. GRANTEE shall report annual estimated ROG, NOx, and PM emissions using the latest Congestion Mitigation Air Quality (CMAQ) Improvement Program methodology (available via the following link: California Air Resource Board - CMAQ, https://ww2.arb.ca.gov/resources/documents/congestion-mitigation-and-air-quality-improvement-cmaq-program) after the Project has been completed.

8. **REPORTS** shall be submitted via an online reporting form: https://portal.laserfiche.com/x4671/forms/AB2766Report

9. Failure to submit required reports in a timely manner will subject this Agreement to be terminated per Condition H.1.c of this Agreement.

10. Pre-Inspection. Before MBARD signs this Agreement, MBARD will conduct an on-site Pre-Inspection to assess the project's viability.

11. Post-Inspection. On or after the Completion Date and prior to reimbursement, MBARD staff will conduct an on-site Post-Inspection to verify project completion.

12. Other secured and unsecured funding sources. All secured and unsecured sources of funding for projects must be disclosed. If found to have applied for or received incentive funds from another entity/program for the same project without disclosing that information as required, Applicant shall, at a minimum, be disqualified from funding for that project from all sources within the control of MBARD. MBARD may also seek civil penalties for such non-disclosure. The sum of project funding from all sources cannot exceed the total project cost. If any other funding source is not yet secured, please include that unsecured status for each source as applicable in the columns provided below:

Funding Source/Amount:
Funding Source/Amount:

This concludes Attachment 1

ATTACHMENT 2:
Conflict of Interest Certification

Grantee: ***City of Soledad***
Project: ***Battery Charging Station Infrastructure***

I certify that no Principal, Director, or Executive of Grantee is a member of MBARD Board of Directors, MBARD Advisory Committee, MBARD Hearing Board, any other MBARD committee, nor is a member of MBARD staff, unless listed below.

I further certify that no principal of Grantee has an economic relationship with a member of the Board of Directors, Advisory Committee, Hearing Board, or any member of MBARD staff, unless listed below.

Disclosure of any said memberships or economic relationships is required. Non-disclosure may result in immediate termination of this Agreement by MBARD, without prior notice.

List of disclosed conflicts:

Grantee Principal, Director, or Executive	Basis of Conflict

For Grantee:

Megan Hunter
City Manager
City of Soledad

Date: _____

This concludes Attachment 2

ATTACHMENT 3:
Instructions for Grant Agreement and Reimbursement Request

A. General Instructions

You must **sign, initial each page, and return the single-sided original Grant Agreement to MBARD**. The Agreement must be returned via email or delivered to MBARD no later than: **4:00 pm on August 17, 2026**

Include grant number (found on the top left corner of each page) in all correspondences with MBARD, and reference it in emails and conversations with MBARD staff.

B. Instructions for Reimbursement Requests

1. **Include A Cover Letter**

   The cover letter shall identify the Grant Number, Project Title and the amount requested.

2. **Eligible Expenses**

   Only expenses incurred during the Completion Phase are eligible for reimbursement.

3. **Submit Reimbursement Requests**

   Only one request per quarter (every three (3) months) is permissible unless otherwise agreed to in Attachment 2 of this Agreement. Requests must be submitted electronically in PDF format and the cover letter must be signed. Ten percent (10%) of the grant will be withheld until construction of the project has started.

4. **Submit Supporting Documentation**

   Attach legible, scanned copies of documents in PDF format. The documents should include, but are not limited to:

   a. vendor invoices, receipts, purchase orders,
   b. spreadsheets or other computer reports from project tracking software,
   c. listing of employees included in payroll expenditures or
   d. other documents to support the project expenditures claimed.
   e. If applicable, EVITP Certification Numbers of each Electric Vehicle Infrastructure Training Program certified electrician that will install electric vehicle charging infrastructure or equipment

Include the Name, Phone Number and Signature of the Preparer of the Request:

All requests for reimbursement shall be emailed to accountspayable@mbard.org

This concludes Attachment 3

AGENDA ITEM NO. 8.

CITY OF SOLEDAD
STAFF REPORT

SUBJECT: **Resolution No. 6409, A Resolution of the City Council of the City of Soledad Authorizing the Submittal of an Application to the California Strategic Growth Council (SGC) for a Community Resilience Centers (CRC) Round 2 Planning Grant in the Amount of $500,000**

TO: **Honorable Mayor Velazquez and City Council**

FROM: **Ana Ambriz, Parks and Recreation Director**

THROUGH: **Megan Hunter, City Manager**

MEETING DATE: **August 19, 2026**

Recommendation

It is recommended that the City Council of the City of Soledad consider and approve Resolution No. 6409 "Authorizing the Submittal of an Application to the California Strategic Growth Council (SGC) for a Community Resilience Centers (CRC) Round 2 Planning Grant in the Amount of $500,000".

Executive Summary

Consistent with the Soledad Strategic Plan, City staff recommend applying for up to $500,000 from the California Strategic Growth Council (SGC) through the Community Resilience Centers (CRC) Round 2 Planning Grant Program. If awarded, the grant would fund preparation of a Facility Master Plan for the Soledad Community Center to assess the facility and identify improvements needed to enhance its function as a Community Resilience Center capable of serving residents during emergencies and other community needs. To proceed with the application, the City Council must adopt a resolution authorizing the City to submit the grant application and, if awarded, execute the required grant documents and take all necessary actions to implement the planning project. The grant application is due September 4, 2026.

Background

The Soledad Community Center is the City's primary community gathering facility. The 23,513-square-foot building was constructed in 1993 and provides recreation, programs, activities, and services for residents of all ages, including youth, seniors, families, and community groups.

The Community Center also plays an important role during emergencies. It is used as a cooling and clean air center during extreme heat and wildfire smoke events and can provide services to residents during power outages and other emergencies. In partnership with PG&E, the facility also serves as a

Community Resource Center during Public Safety Power Shutoff (PSPS) events.

The City has already made a significant investment in the Community Center. Approximately $1.5 million in federal funding has been used for improvements, including upgrades to the kitchen, gymnasium, lighting, and other areas of the facility. While these improvements have addressed some of the facility's needs, additional work is still needed to fully modernize the Community Center and improve its ability to serve residents during emergencies. Remaining needs may include building and accessibility improvements, heating and cooling upgrades, emergency power, energy improvements, and other facility upgrades.

The California Strategic Growth Council's Community Resilience Centers Program provides funding to help communities prepare for climate-related emergencies while supporting facilities that provide year-round community benefits. Eligible planning activities can help communities identify needed improvements, engage residents and community partners, and develop plans for future implementation funding.

The City proposes to use the CRC Round 2 Planning Grant to plan for the continued improvement of the Soledad Community Center and its transformation into a Community Resilience Center. The resulting Facility Master Plan would provide the City with a clear roadmap for future improvements and help position the City to seek additional state and federal funding for implementation.

Review & Analysis

The proposed CRC Planning Grant would allow the City to develop a detailed plan for the future improvements needed to transform the Soledad Community Center into a Community Resilience Center.

The planning process would help the City understand the facility's current condition, identify the most important improvements, and develop a clear plan for moving forward. The work is expected to include:

- Existing facility assessment
- Community needs assessment
- Climate vulnerability assessment
- Community engagement and stakeholder outreach
- Collaborative governance framework
- Architectural programming
- Conceptual site planning
- Solar and battery feasibility
- HVAC and emergency power assessments
- Emergency operations planning
- Community programming recommendations
- Preliminary construction cost estimates
- Funding and implementation strategy

If awarded, the primary outcome of the planning project will be a Soledad Community Resilience Center Facility Master Plan. The Master Plan will identify and prioritize facility improvements, develop preliminary cost estimates, identify potential funding sources, and establish recommended next steps for implementation. As part of the planning process, the City will partner with at least one local nonprofit organization and establish a governance structure to guide future improvements and position

the City to compete for a future CRC Implementation Grant. City staff have initiated discussions with the Alliance on Aging as a potential nonprofit partner, building on the recently established citizen committee that is helping guide efforts to strengthen and expand senior services in Soledad and throughout South Monterey County.

The grant application is due by September 4, 2026.

Financial Considerations

The City will request up to $500,000 in CRC Round 2 Planning Grant funding. No local matching funds are required for the Planning Grant.

If the grant is awarded, City staff will manage the project according to the grant agreement and program requirements.

Strategic Plan Alignment

Approval of this resolution supports the City's 2026–2030 Strategic Plan, including:

- Goal 4.1 – Enhance and Expand Public Parks, Open Space, and Community Facilities
    - Action 4.1.3 – Expand and modernize the Community Center for youth, seniors, and multicultural programming.
- Goal 4.5 – Improve City Facilities and Create New Community Spaces
    - Action 4.5.3 – Assess and modernize community facilities.
- Goal 3.4 – Promote Sustainable Infrastructure and Environmental Resiliency
- Goal 6.4 – Foster Emergency Preparedness, Disaster Response, and Community Resilience

Alternatives

- Approve Resolution No. 6409; or
- Deny Resolution No. 6409 and provide direction to staff.

Planning/CEQA

Authorization to submit an application for a planning grant is not a “project” subject to the California Environmental Quality Act (CEQA) pursuant to CEQA Guidelines Section 15378 because the action will not result in a direct or reasonably foreseeable indirect physical change in the environment. The action is also exempt from CEQA pursuant to Guidelines Section 15061(b)(3), the Commonsense Exemption, because it can be seen with certainty that submitting the grant application will not have a significant effect on the environment. Any future capital improvement project identified or advanced as a result of the planning grant will be subject to separate environmental review under CEQA prior to approval or implementation.

Public Notice Requirements

Not required.

Attachment(s):
Resolution No. 6409

RESOLUTION NO. 6409

A RESOLUTION OF THE CITY COUNCIL OF THE CITY OF SOLEDAD AUTHORIZING THE SUBMITTAL OF AN APPLICATION TO THE CALIFORNIA STRATEGIC GROWTH COUNCIL (SGC) FOR A COMMUNITY RESILIENCE CENTERS (CRC) ROUND 2 PLANNING GRANT IN THE AMOUNT OF $500,000

WHEREAS, on May 29, 2026, the California Strategic Growth Council (SGC) issued a Notice of Funding Availability (NOFA) announcing approximately $55 million in funding from the Safe Drinking Water, Wildfire Prevention, Drought Preparedness, and Clean Air Bond Act of 2024 for Round 2 of the Community Resilience Centers (CRC) Program, including approximately $5 million for competitive Planning Grant awards of up to $500,000 each; and

WHEREAS, SGC established the Community Resilience Centers Program to assist California communities in planning and developing facilities that provide year-round community services and strengthen community resilience and emergency response capabilities; and

WHEREAS, the CRC Round 2 Planning Grant Program provides funding to support planning activities necessary to develop community resilience centers and prepare communities for future implementation projects; and

WHEREAS, the procedures established by SGC require applicants to obtain approval from their governing body authorizing the submission of an application for CRC Program funding; and

WHEREAS, consistent with the Soledad Strategic Plan, it is recommended that the City apply for up to $500,000 in CRC Round 2 Planning Grant Program funding to develop a Facility Master Plan for the Soledad Community Center and identify improvements needed to enhance the facility's function as a Community Resilience Center; and

WHEREAS, the proposed planning project will evaluate existing facility conditions, community needs, climate resilience strategies, emergency preparedness, priority facility improvements, conceptual designs, estimated costs, potential funding sources, governance, and long-term operational considerations; and

WHEREAS, if awarded funding, the City of Soledad will enter into a grant agreement with the State of California and will be responsible for administering the grant and complying with all applicable program requirements, including required reporting and financial documentation; and

WHEREAS, the City Council finds that pursuing CRC Planning Grant funding to support the long-term improvement and resiliency of the Soledad Community Center is in the best interests of the City and its residents.

NOW, THEREFORE, BE IT RESOLVED by the City Council of the City of Soledad as follows:

SECTION 1. Application Authorization. The City Council hereby authorizes the submission of an application to the California Strategic Growth Council for an amount up to $500,000 under the Community Resilience Centers Round 2 Planning Grant Program.

SECTION 2. City Manager Authorization. The City Council hereby authorizes the City Manager, or designee, to execute and submit all applications, agreements, amendments, certifications, assurances, payment requests, reports, and other documents necessary to apply for, accept, and administer grant funding awarded under the Community Resilience Centers Program.

SECTION 3. Grant Implementation. If funding is awarded, the City Manager, or designee, is authorized to take all actions necessary to accept the grant award and implement the Planning Grant in accordance with the terms and requirements of the grant program and grant agreement.

SECTION 4. CEQA. The City Council finds that the actions above are not defined as a "project" subject to the California Environmental Quality Act (CEQA) pursuant to CEQA Guidelines Section 15378 because the action will not result in a direct or reasonably foreseeable indirect physical change in the environment. The action is also exempt from CEQA pursuant to Guidelines Section 15061(b)(3), the Commonsense Exemption, because it can be seen with certainty that submitting the grant application will not have a significant effect on the environment. Any future capital improvement project identified or advanced as a result of the Planning Grant will be subject to separate environmental review under CEQA prior to approval or implementation.

PASSED AND ADOPTED by the City Council of the City of Soledad, at a regular meeting duly held on the 19th day of August 2026, by the following vote:

AYES, and in favor thereof Councilmembers:

NOES, Councilmembers:

ABSENT, Councilmembers:

ABSTAIN, Councilmembers:

_____
ANNA M. VELAZQUEZ, Mayor

ATTEST:

_____
MEGAN HUNTER, City Clerk

AGENDA ITEM NO. 1.

CITY OF SOLEDAD
STAFF REPORT

SUBJECT: **Ordinance No. 782, An Ordinance of the City Council of the City of Soledad Retroactively Authorizing the Purchase and Use of an Unmanned Aerial System (Drone) and Making Findings in Compliance with Soledad Police Department Policy Manual Policy 709-Military Equipment**
and
Ordinance No. 783, An Ordinance of the City Council of the City of Soledad Retroactively Authorizing the Purchase and Use of Two FN Herstal 303 Less Lethal Launchers and Ammunition and Making Findings in Compliance with Soledad Police Department Policy Manual Policy 709-Military Equipment

TO: **Honorable Mayor Velazquez and City Council**

FROM: **Mike Rodriquez, City Attorney**

THROUGH: **Megan Hunter, City Manager**

MEETING DATE: **August 19, 2026**

Recommendation

1. It is recommended that the City Council conduct a public hearing and thereafter consider, waive reading, adopt and read by title only "An Ordinance of the City Council of the City of Soledad Retroactively Authorizing the Purchase and Use of an Unmanned Aerial System (Drone) and Making Findings in Compliance with Soledad Police Department Policy Manual Policy 709-Military Equipment"

and;

2. It is recommended that the City Council conduct a public hearing and thereafter consider, waive reading, adopt and read by title only "An Ordinance of the City Council of the City of Soledad Retroactively Authorizing the Purchase and Use of Two FN Herstal 303 Less Lethal Launchers and Ammunition and Making Findings in Compliance with Soledad Police Department Policy Manual Policy 709-Military Equipment."

Executive Summary

On June 15, 2022, the Soledad City Council adopted Ordinance No. 743 approving Soledad Police Department Policy Manual Policy 709-Military Equipment, which imposes a number of requirements on the City and Police Department with respect to the acquisition and use of military equipment.

Pursuant to Government Code Section 7071 and Soledad Police Department Policy Manual Policy 709, a law enforcement agency must obtain approval of the City Council by ordinance prior to acquiring military equipment.

Notwithstanding, on March 4, 2026, the Police Department purchased a DJI Avata 2 FPV drone, and in December of 2025, the Police Department purchased two FN Herstal 303 Less Lethal Launchers and ammunition, both of which were for the Department use, without going through the mandatory purchase protocol established by law, ordinance and Policy 709. In order to rectify these mistakes, the City is now seeking retroactive approval of the acquisition and use of the drone and the launchers and ammunition by separate ordinances. Use of the drone and the launchers will be prohibited until approved by the City Council. Ordinance No. 782, concerning the drone, was introduced and read by title only on July 1, 2026, while Ordinance No. 783, concerning the launchers, was introduced and read by title only on August 5. Both ordinances are before the Council for public hearing this evening and thereafter consideration of adoption.

Background

On June 25, 2022, in accordance with AB 481, the Soledad City Council adopted Ordinance No. 743 approving Soledad Police Department Manual Policy 709-Military Equipment. Policy 709 establishes a military equipment use protocol that is consistent with the Department's current practices, complies with the requirements of the Government Code, ensures regulation and compliance with relevant law on an ongoing basis, and provides a means for community engagement and transparency regarding the use of military equipment. Annual reports concerning the Department's military equipment have been prepared and approved at public meetings on an ongoing basis, and Ordinance No. 743 has been renewed by resolution every year since its adoption.

In preparing this year's Annual Military Equipment Report, staff discovered that the City had two sets of new military equipment that were acquired without going through the proper process. The first set of such equipment, a DJI Avata 2 FPV UAS drone and accessories purchased in 2026, was the subject of a staff report brought before the Council on July 1, 2026. The drone was purchased under the mistaken belief that this type of equipment was exempt from military equipment acquisition provisions.

The second set of equipment purchased without proper authorization consists of two FN Herstal 303 Less Lethal Launchers ("Launchers") and 760 rounds of ammunition (projectiles) purchased in December of 2025. Former police leadership misunderstood this equipment would also be classified under the Department's military equipment policy.

Both the DJI Avata Drone and the Launchers were added to the Soledad Police Department AB 481 Annual Report for 2025-26 for transparency purposes. The Department is prohibited from using either set of equipment until the City Council has retroactively approved acquisition and use of the same.

Review & Analysis

As referenced above, Staff is seeking the retroactive approval of the purchase of military equipment for police department use pursuant to Government Code Section 7071 and Policy 709. The first set of equipment is the DJI Avata combo package, which includes accessories necessary for the drone's use, such as a remote control console, battery and charger. The DJI Avata model is significantly smaller than the City's other drone unit and can be used for indoor flights, such as securing a building or a residence during a search warrant service. The Avata 2 can be flown into a building prior to sending in officers and it can perch itself onto a table or countertop allowing a live video feed of the area where the officers are about to enter. This feature would provide an extra layer of defense against a potential ambush

situation. The Avata 2 model could also be useful during active-shooter type situations. The Police Department has two pilots who have been trained in the use of this type of drone, and the Department believes this new drone will complement the uses and service provided by the drones owned and operated by CALFIRE.

The cost of the drone and attendant equipment and technical assistance was $1,459.04. This price falls well below the City's threshold requiring purchases by bids. See Soledad Municipal Code Section 3.24.040.

Use of the new drone will be subject to Soledad Police Department Policy 613, a copy of which is attached hereto as **Attachment A**, to enhance the Department's mission to protect lives and property when other means and resources are not available or might be less effective. All uses must comply with all Soledad Police Department Policies and relevant laws concerning Constitutional guarantees and privacy rights, as well as Federal Aviation Administration regulations. Additionally, use of the drone will be overseen by the Chief of Police as the City's Military Equipment Coordinator.

The second set of equipment is two Launchers and two different types of projectiles. The Launchers are meant to be used in circumstances where lethal force is not authorized, necessary, or appropriate. Of the two types of projectiles that can be used with the Launchers, the first type provides the delivery of specific blunt force while the second type bursts upon striking a subject and releases a synthetic form of pepper powder that causes immediate eye closure, respiratory distress, and mucous membrane irritation and burning. Taken as a whole, this less lethal system allows officers to address violent, assaultive or actively resistant behavior from a safer distance, minimizing the need for close physical contact and reducing the risk of injury to officers, the involved subjects, and bystanders.

The total cost of the Launchers and projectiles was $8,100.26. As with the drone, this price falls well below the City's threshold requiring purchases by bids. See Soledad Municipal Code Section 3.24.040.

Use of the Launchers will be subject to Soledad Police Department Policies 300-Use of Force and 308-Control Devices and Techniques, copies of which are attached hereto as **Attachments B and C**, to gauge the amount of force to be used under specific circumstances and utilize control devices such as non-lethal projectiles to control violent or potentially violent subjects. All use must comply with all Soledad Police Department Policies and relevant laws concerning use of force.

Staff has prepared an Ordinance for each of the equipment sets discussed above, that if approved, will retroactively authorize the purchase of the DJI Avata 2 drone, controller, and attendant equipment for a cost not to exceed $1,459.04 and the FN Herstal 303 Less Lethal Launchers and 760 projectiles for a cost not to exceed $8,100.26. Each Ordinance contains the findings necessary to support the purchases. The Ordinances also direct the Police Department's Military Equipment Coordinator to incorporate this purchase, information concerning the use of the equipment, and other relevant data in the Police Department's Fiscal Year 2025-2026 Annual Military Equipment Use Report. (This information has already been incorporated into the 2025-2026 Report.) As was noted above, until the Council retroactively approves the acquisition of the referenced equipment, it may not be used by the Department.

Ordinance No. 782 and Ordinance No. 783 are before the Council this evening for public hearing, waiver of reading, adoption and reading by title only.

Financial Considerations

The DJI Avata 2 drone has already been purchased for a cost of $1,459.04. The FN Herstal 303 Less Lethal Launchers and projectiles have also already been purchased at a cost of $8,100.26. No further expenditures are authorized by the action before the Council.

Strategic Plan Alignment

Approval of acquisition of the DJI Avata 2 drone and the Herstal Less Lethal Launchers and projectiles is consistent with Soledad Strategic Plan Objective Goal 6.2.2-Modernize technology to enhance department capacity. The Avata 2 will provide the Department with a variety of means to accomplish its mission to provide citizens with a safe and open community by detecting and preventing crime and assisting with preparation for emergencies. The

Launchers provide the Department with two new force options to respond to violent and dangerous conduct when the use of deadly force may not be justified or desirable. Said tools provide for greater safety to officers, citizens, and the subjects of police force. Additionally, compliance with procurement procedures associated with military equipment is consistent with Soledad Strategic Plan Goal 6.1-Strengthen Community Trust and Public Safety through Partnership and Community Policing, and Objective 6.1.1-Strengthen relationships between police and residents, by increasing transparency with respect to the purchase and use of military equipment for law enforcement purposes. Retroactive application of the City's rules and procedures provides assurance to the community that the City is committed to its policies and willing to disclose and correct mistakes when possible.

Alternatives

- Approve Ordinance Nos. 782 and 783
- Do not approve Ordinance Nos. 782 and 783. This is not recommended as the drone and launchers have already been purchased and are in use by many other police departments as effective law enforcement tools.

Planning/CEQA

Approval of the Ordinances is exempt from environmental review under the general rule in California Environmental Quality Act (CEQA) Guidelines Section 15061(b)(3) that CEQA only applies to projects that have the potential for causing a significant effect on the environment. As the purchase of equipment for law enforcement purposes, it can be seen with certainty that there is no possibility that these Ordinances will have a significant effect on the environment.

Public Notice Requirements

Public notices for the second reading of Ordinance Nos. 782 and 783 were published in accordance with applicable law.

Attachment(s):
Ordinance No. 782
Ordinance No. 783
Attachment A - Policy 613, Unmanned Aerial System
Attachment B - Policy 300, Use of Force
Attachment C - Policy 308, Control Devices and Techniques

ORDINANCE NO. 782

AN ORDINANCE OF THE CITY COUNCIL OF THE CITY OF SOLEDAD RETROACTIVELY AUTHORIZING THE PURCHASE AND USE OF AN UNMANNED AERIAL SYSTEM (DRONE) AND MAKING FINDINGS IN COMPLIANCE WITH SOLEDAD POLICE DEPARTMENT POLICY MANUAL POLICY 709- MILITARY EQUIPMENT

WHEREAS, Government Code Section 7071 et seq. codifies Assembly Bill 481 and requires legislative bodies to adopt ordinances approving the purchase and use of military equipment; and

WHEREAS, on June 15, 2022, the Soledad City Council adopted Ordinance No. 743 approving Soledad Police Department Policy Manual Policy 709- Military Equipment which included an inventory of the Police Department's limited amount of military equipment and procedures for use and maintenance of the same; and

WHEREAS, Soledad Police Department Policy Manual Policy 709 establishes a military equipment use policy that is consistent with the Police Department's current practices, complies with the requirements of the Government Code, ensures ongoing regulation and compliance with AB 481, and continues to provide a means of community engagement and transparency regarding the use of military equipment by the Department; and

WHEREAS, since 2023, the City has reviewed and approved by resolution yearly Military Equipment Use Reports prepared by the Police Department, and has renewed Ordinance No. 743 on an annual basis; and

WHEREAS, pursuant to Government Code Section 7070 and Soledad Police Department Policy Manual Policy 709, Section 709.1, "unmanned remotely piloted aerial vehicles," more commonly known as drones, are considered military equipment; and

WHEREAS, pursuant to Government Code Section 7071, a law enforcement agency must obtain approval of the City Council by ordinance prior to acquiring military equipment; and

WHEREAS, notwithstanding the foregoing, on March 4, 2026, the City purchased a DJI Avata 2 FPV drone for the police department's use without going through the mandatory purchase protocol established by law, ordinance and Policy 709; and

WHEREAS, the aforesaid purchase was made under the mistaken belief that because the Avata 2 drone was a commercial model, readily available to the public as well as for professional use by municipalities, it was exempt from the reporting and purchasing requirements applicable to other types of military equipment covered by Government Code Section 7071 and Ordinance No. 743; and

WHEREAS, the Avata 2 is a small drone model that can be used for indoor flights, such as securing a building or a residence during a search warrant service, can be flown into a building prior to sending in officers, and can be located on a table or countertop allowing a live video feed of the area where the officers are about to enter, and would also be useful at schools and businesses during active-shooter type situations; and

WHEREAS, despite the fact that the Avata 2 unit was purchased in March of 2026, it has yet to be deployed by the Soledad Police Department; and

WHEREAS, Staff is now seeking retroactive approval of the purchase and subsequent use of the Avata 2 drone.

NOW THEREFORE, THE CITY COUNCIL OF THE CITY OF SOLEDAD DOES HEREBY ORDAIN AS FOLLOWS:

Section 1. Findings. All of the recitals set forth above are true and correct and by this reference are adopted as findings of the City Council as though set forth in full within the body of this ordinance.

Section 2. Acceptance of Police Department Representations. The City Council acknowledges receipt of and accepts the following representations from the Soledad Police Department concerning the Department's acquisition and use of an Unmanned Aerial System:

1. The Police Department previously established its desire to purchase an Unmanned Aerial System consisting of a DJI Avata 2 FPV Combo package for a drone, controller, and attendant equipment.
2. The Department will use the equipment in accordance with Soledad Police Department Policy 613-Unmanned Aerial System, to enhance the Department's mission of protecting lives and property when other means and resources are not available or are less effective. Proposed uses include enforcement efforts to secure a building or a residence during a search warrant service and during active-shooter type situations at business and school facilities.
3. The cost of the drone, and attendant equipment and technical assistance, was $1,458.04.
4. In using the drone, the City will comply with all Soledad Police Department Policies and relevant laws concerning Constitutional guarantees and privacy rights, as well as Federal Aviation Administration regulations.
5. The City currently has two officers with the FAA Part 707 license required to operate the system.
6. Use of the drone will be overseen by the Chief of Police as the City's Military Equipment Coordinator.

Section 3. Retroactive Approval of Purchase. After due consideration of the Police Department's Request, any public comment provided on the matter, and the representations set forth in this ordinance, the City Council hereby retroactively approves the purchase of an DJI Avata 2 FPV Unmanned Aerial System, including a drone and attendant equipment, for a cost of One Thousand Four Hundred Fifty Eight Dollars and Four Cents ($1,458.04). Section 3.24.040

of the Soledad Municipal Code exempts this purchase from bid procedures since the cost is below the established $50,000 bid threshold.

Section 4. Post Purchase Responsibilities. The Military Equipment Coordinator and Staff are directed to incorporate this purchase, information concerning the use of the equipment, and other relevant data in the Police Department's Fiscal Year 2025-2026 Annual Military Equipment Use Report.

Section 5. Severability. Every section, paragraph, clause, and phrase of this Ordinance is hereby declared severable. If, for any reason, any section, paragraph, clause, or phrase is held to be invalid or unconstitutional, such invalidity or unconstitutionality shall not affect the validity or constitutionality of the remaining section, paragraphs, clauses, or phrases.

Section 6. CEQA. Approval of this ordinance is exempt from environmental review under the general rule in California Environmental Quality Act (CEQA) Guidelines Section 15061(b)(3) that CEQA only applies to projects that have the potential for causing a significant effect on the environment. As a purchase of equipment for law enforcement purposes, it can be seen with certainty that there is no possibility that this Ordinance will have a significant effect on the environment.

Section 5. Effective Date. This Ordinance shall take effect thirty (30) days following its final passage. The City Clerk is directed to cause copies of this Ordinance to be posted or published as required by Government Code Section 36933.

This Ordinance was introduced and first read by the City Council of the City of Soledad at a regular meeting on the 1st day of July, 2026 and **PASSED AND ADOPTED b**y the City Council of the City of Soledad at a regular meeting on August ___ by the following vote:

AYES, and in favor thereof, Councilmembers:

NOES, Councilmembers:

ABSENT, Councilmembers:

ABSTAIN, Councilmembers:

_____
Anna Velazquez, The Honorable Mayor

ATTEST:

_____
Megan Hunter, City Clerk

ORDINANCE NO. 783

AN ORDINANCE OF THE CITY COUNCIL OF THE CITY OF SOLEDAD RETROACTIVELY AUTHORIZING THE PURCHASE AND USE OF TWO FN HERSTAL 303 LESS LETHAL LAUNCHERS AND AMMUNITION AND MAKING FINDINGS IN COMPLIANCE WITH SOLEDAD POLICE DEPARTMENT POLICY MANUAL POLICY 709-MILITARY EQUIPMENT

WHEREAS, Government Code Section 7071 et seq. codifies Assembly Bill 481 and requires legislative bodies to adopt ordinances approving the purchase and use of military equipment; and

WHEREAS, on June 15, 2022, the Soledad City Council adopted Ordinance No. 743 approving Soledad Police Department Policy Manual Policy 709- Military Equipment which included an inventory of the Police Department's limited amount of military equipment and procedures for use and maintenance of the same; and

WHEREAS, Soledad Police Department Policy Manual Policy 709 establishes a military equipment use policy that is consistent with the Police Department's current practices, complies with the requirements of the Government Code, ensures ongoing regulation and compliance with AB 481, and continues to provide a means of community engagement and transparency regarding the use of military equipment by the Department; and

WHEREAS, since 2023, the City has reviewed and approved by resolution yearly Military Equipment Use Reports prepared by the Police Department, and has renewed Ordinance No. 743 on an annual basis; and

WHEREAS, pursuant to Government Code Section 7071, a law enforcement agency must obtain approval of the City Council by ordinance prior to acquiring military equipment; and

WHEREAS, notwithstanding the foregoing, on December 11, 2025, the City purchased two FN Herstal 303 Less Lethal Launchers and ammunition (760 projectiles) for the police department's use without going through the mandatory purchase protocol established by law, ordinance, and Policy 709; and

WHEREAS, the Launchers, which can be used to deploy two different kinds of projectiles, are meant to be used in circumstances where lethal force is not authorized, necessary, or appropriate. The first set of projectiles provide specific blunt force upon impact, while a second alternative form of projectiles bursts upon striking a subject and releases a synthetic form of pepper powder that causes immediate eye closure, respiratory distress, and mucous membrane irritation and burning; and

WHEREAS, despite the fact that the Launchers and ammunition were purchased in December of 2025, they have yet to be deployed by the Soledad Police Department; and

WHEREAS, Staff is now seeking retroactive approval of the purchase and subsequent use of the Launchers and ammunition.

NOW THEREFORE, THE CITY COUNCIL OF THE CITY OF SOLEDAD DOES HEREBY ORDAIN AS FOLLOWS:

SECTION 1. Findings. All of the recitals set forth above are true and correct and by this reference are adopted as findings of the City Council as though set forth in full within the body of this ordinance.

SECTION 2. Acceptance of Police Department Representations. The City Council acknowledges receipt of and accepts the following representations from the Soledad Police Department concerning the Department's acquisition and use of the FN Herstal 303 Less Lethal Launchers

1. The Police Department has previously established its desire to utilize less lethal means of responding to violent, assaultive or actively resistant conduct.
2. The Department is committed to using the Herstal Launchers and projectiles in accordance with Soledad Police Department Policies 300 and 308 as an additional force option when verbal de-escalation and other control techniques are ineffective and where the use of deadly force is not justified or desirable. Proposed uses include when officers wish to respond to violent conduct or behavior from a safe distance, lowering the risk of harm to officers, bystanders and involved subjects, and for other high-risk incidents, such as civil disturbances or situations involving multiple subjects.
3. The cost of the Launchers and ammunition was $8,100.26
4. In using the Launchers, the City will comply with all Soledad Police Department Policies and relevant laws.
5. The Launchers will only be deployed by officers who have received proper training in the use of such equipment.

SECTION 3. Retroactive Approval of Purchase. After due consideration of the Police Department's Request, any public comment provided on the matter, and the representations set forth in this ordinance, the City Council hereby retroactively approves the purchase of two FN Herstal 303 Less Lethal Launchers and ammunition (760 projectiles) for a cost of Eight Thousand, One Hundred Dollars and Twenty-Six Cents ($8,100.26). Section 3.24.040 of the Soledad Municipal Code exempts this purchase from bid procedures since the cost is below the established $50,000 bid threshold.

SECTION 4. Post Purchase Responsibilities. The Military Equipment Coordinator and Staff are directed to incorporate this purchase, information concerning the use of the equipment, and other relevant data in the Police Department's Fiscal Year 2025-2026 Annual Military Equipment Use Report.

SECTION 5. Severability. Every section, paragraph, clause, and phrase of this Ordinance is hereby declared severable. If, for any reason, any section, paragraph, clause, or phrase is held to

be invalid or unconstitutional, such invalidity or unconstitutionality shall not affect the validity or constitutionality of the remaining section, paragraphs, clauses, or phrases.

SECTION 6. CEQA. Approval of this ordinance is exempt from environmental review under the general rule in California Environmental Quality Act (CEQA) Guidelines Section 15061(b)(3) that CEQA only applies to projects that have the potential for causing a significant effect on the environment. As a purchase of equipment for law enforcement purposes, it can be seen with certainty that there is no possibility that this Ordinance will have a significant effect on the environment.

SECTION 5. Effective Date. This Ordinance shall take effect thirty (30) days following its final passage. The City Clerk is directed to cause copies of this Ordinance to be posted or published as required by Government Code Section 36933.

This Ordinance was introduced and first read by the City Council of the City of Soledad at a regular meeting on the 5th day of August, 2026 and **PASSED AND ADOPTED b**y the City Council of the City of Soledad at a regular meeting on August ___ by the following vote:

AYES, and in favor thereof, Councilmembers:

NOES, Councilmembers:

ABSENT, Councilmembers:

ABSTAIN, Councilmembers:

_____
Anna Velazquez, The Honorable Mayor

ATTEST:

_____
Megan Hunter, City Clerk

Unmanned Aerial System

613.1 PURPOSE AND SCOPE

The purpose of this policy is to establish guidelines for the use of an unmanned aerial system (UAS) and for the storage, retrieval and dissemination of images and data captured by the UAS.

613.1.1 DEFINITIONS

Definitions related to this policy include:

Unmanned aerial system (UAS) - An unmanned aircraft of any type that is capable of sustaining directed flight, whether preprogrammed or remotely controlled (commonly referred to as an unmanned aerial vehicle (UAV)), and all of the supporting or attached systems designed for gathering information through imaging, recording or any other means.

613.2 POLICY

Unmanned aerial systems may be utilized to enhance the department's mission of protecting lives and property when other means and resources are not available or are less effective. Any use of a UAS will be in strict accordance with constitutional and privacy rights and Federal Aviation Administration (FAA) regulations.

613.3 PRIVACY

The use of the UAS potentially involves privacy considerations. Absent a warrant or exigent circumstances, operators and observers shall not intentionally record or transmit images of any location where a person would have a reasonable expectation of privacy (e.g., residence, yard, enclosure). Operators and observers shall take reasonable precautions to avoid inadvertently recording or transmitting images of areas where there is a reasonable expectation of privacy. Reasonable precautions can include, for example, deactivating or turning imaging devices away from such areas or persons during UAS operations.

613.4 PROGRAM COORDINATOR

The Chief of Police will appoint a program coordinator who will be responsible for the management of the UAS program. The program coordinator will ensure that policies and procedures conform to current laws, regulations, and best practices and will have the following additional responsibilities:

- Coordinating the FAA Certificate of Waiver or Authorization (COA) application process and ensuring that the COA is current, and/or coordinating compliance with FAA Part 107 Remote Pilot Certificate, as appropriate for department operations.
- Ensuring that all authorized operators and required observers have completed all required FAA and department-approved training in the operation, applicable laws, policies, and procedures regarding use of the UAS.
- Developing uniform protocol for submission and evaluation of requests to deploy a UAS, including urgent requests made during ongoing or emerging incidents. Deployment of a UAS shall require written authorization of the Chief of Police or the authorized designee, depending on the type of mission.

Copyright Lexipol, LLC 2025/03/10, All Rights Reserved.
Published with permission by Soledad Police Department

- Coordinating the completion of the FAA Emergency Operation Request Form in emergency situations, as applicable (e.g., natural disasters, search and rescue, emergency situations to safeguard human life).
- Developing protocol for conducting criminal investigations involving a UAS, including documentation of time spent monitoring a subject.
- Implementing a system for public notification of UAS deployment.
- Developing an operational protocol governing the deployment and operation of a UAS including but not limited to safety oversight, use of visual observers, establishment of lost link procedures, and secure communication with air traffic control facilities.
- Developing a protocol for fully documenting all missions.
- Developing a UAS inspection, maintenance, and record-keeping protocol to ensure continuing airworthiness of a UAS, up to and including its overhaul or life limits.
- Developing protocols to ensure that all data intended to be used as evidence are accessed, maintained, stored, and retrieved in a manner that ensures its integrity as evidence, including strict adherence to chain of custody requirements. Electronic trails, including encryption, authenticity certificates, and date and time stamping, shall be used as appropriate to preserve individual rights and to ensure the authenticity and maintenance of a secure evidentiary chain of custody.
- Developing protocols that ensure retention and purge periods are maintained in accordance with established records retention schedules.
- Facilitating law enforcement access to images and data captured by the UAS.
- Recommending program enhancements, particularly regarding safety and information security.
- Ensuring that established protocols are followed by monitoring and providing periodic reports on the program to the Chief of Police.
- Maintaining familiarity with FAA regulatory standards, state laws and regulations, and local ordinances regarding the operations of a UAS.

613.5 USE OF UAS

Only authorized operators who have completed the required training shall be permitted to operate the UAS.

Use of vision enhancement technology (e.g., thermal and other imaging equipment not generally available to the public) is permissible in viewing areas only where there is no protectable privacy interest or when in compliance with a search warrant or court order. In all other instances, legal counsel should be consulted.

The Chief of Police, Deputy Chief, Watch Commander or Sergeant may authorize the deployment of the UAS under the following circumstances:

Copyright Lexipol, LLC 2025/03/10, All Rights Reserved.
Published with permission by Soledad Police Department

(a) Public safety and life preservation missions including, barricaded suspects, hostage situations, active shooters, apprehension of armed and dangerous fleeing suspects, and high-risk search warrants;

(b) Mass Casualty events;

(c) Lost or missing persons;

(d) Rescue events;

(e) Disaster response and recovery;

(f) Suspected explosive devices;

(g) Posy-incident crime scene preservation and documentation;

(h) Pursuant to a search warrant;

(i) Special events;

(j) Where there is probable cause to believe that the UAS will record images of a place, thing, condition, or event, and that those images tend to show a felony has been committed, or tends to show that a particular person has committed a felony;

(k) Anytime a UAS would enhance public safety, improve operational safety, incident stabilization or incident mitigation as determined by the authorizing person;

(l) Anti-UAV operations when a person is operating a UAV in a manner which impedes emergency personnel who, in the course of their duties, are coping with an emergency (refer to Penal Code 402(a)(2);

(m) Training missions;

(n) In support of the Soledad Fire Department when the underlying mission meets the uses outlines in this policy;

(o) Mutual Aid support when the underlying mission meets the uses outlined in this policy.

613.6 PROHIBITED USE

The UAS video surveillance equipment shall not be used:

- To conduct random surveillance activities.
- To target a person based solely on actual or perceived characteristics, such as race, ethnicity, national origin, religion, sex, sexual orientation, gender identity or expression, economic status, age, cultural group, or disability.
- To harass, intimidate, or discriminate against any individual or group.
- To conduct personal business of any type.

The UAS shall not be weaponized.

Copyright Lexipol, LLC 2025/03/10, All Rights Reserved.
Published with permission by Soledad Police Department

613.7 RETENTION OF UAS DATA

Data collected by the UAS shall be retained as provided in the established records retention schedule test

Copyright Lexipol, LLC 2025/03/10, All Rights Reserved.
Published with permission by Soledad Police Department

Use of Force

300.1 PURPOSE AND SCOPE

This policy provides guidelines on the reasonable use of force. While there is no way to specify the exact amount or type of reasonable force to be applied in any situation, every member of this department is expected to use these guidelines to make such decisions in a professional, impartial, and reasonable manner (Government Code § 7286).

In addition to those methods, techniques, and tools set forth below, the guidelines for the reasonable application of force contained in this policy shall apply to all policies addressing the potential use of force, including but not limited to the Control Devices and Techniques and Conducted Energy Device policies.

Retaliation prohibitions for reporting suspected violations are addressed in the Anti-Retaliation Policy.

300.1.1 DEFINITIONS

Definitions related to this policy include:

Deadly force - Any use of force that creates a substantial risk of causing death or serious bodily injury, including but not limited to the discharge of a firearm (Penal Code § 835a).

Feasible - Reasonably capable of being done or carried out under the circumstances to successfully achieve the arrest or lawful objective without increasing risk to the officer or another person (Government Code § 7286(a)).

Force - The application of physical techniques or tactics, chemical agents, or weapons to another person. It is not a use of force when a person allows him/herself to be searched, escorted, handcuffed, or restrained.

Serious bodily injury - A serious impairment of physical condition, including but not limited to the following: loss of consciousness; concussion; bone fracture; protracted loss or impairment of function of any bodily member or organ; a wound requiring extensive suturing; and serious disfigurement (Penal Code § 243(f)(4)).

Totality of the circumstances - All facts known to the officer at the time, including the conduct of the officer and the subject leading up to the use of force (Penal Code § 835a).

300.2 POLICY

The use of force by law enforcement personnel is a matter of critical concern, both to the public and to the law enforcement community. Officers are involved on a daily basis in numerous and varied interactions and, when warranted, may use reasonable force in carrying out their duties.

Officers must have an understanding of, and true appreciation for, their authority and limitations. This is especially true with respect to overcoming resistance while engaged in the performance of law enforcement duties.

Copyright Lexipol, LLC 2025/03/10, All Rights Reserved.
Published with permission by Soledad Police Department

The Department recognizes and respects the value of all human life and dignity without prejudice to anyone. Vesting officers with the authority to use reasonable force and to protect the public welfare requires monitoring, evaluation and a careful balancing of all interests.

300.2.1 DUTY TO INTERCEDE
Any officer present and observing another law enforcement officer or an employee using force that is clearly beyond that which is necessary, as determined by an objectively reasonable officer under the circumstances, shall, when in a position to do so, Intercede (as defined by Government Code § 7286) to prevent the use of unreasonable force.

When observing force used by a law enforcement officer, each officer should take into account the totality of the circumstances and the possibility that other law enforcement officers may have additional information regarding the threat posed by the subject (Government Code § 7286(b)).

300.2.2 FAIR AND UNBIASED USE OF FORCE
Officers are expected to carry out their duties, including the use of force, in a manner that is fair and unbiased (Government Code § 7286(b)). See the Bias-Based Policing Policy for additional guidance.

300.2.3 DUTY TO REPORT EXCESSIVE FORCE
Any officer who observes a law enforcement officer or an employee use force that potentially exceeds what the officer reasonably believes to be necessary shall immediately report these observations to a supervisor (Government Code § 7286(b)).

As used in this subsection, "immediately" means as soon as it is safe and feasible to do so.

300.2.4 FAILURE TO INTERCEDE
An officer who has received the required training on the duty to intercede and then fails to act to intercede when required by law, may be disciplined in the same manner as the officer who used force beyond that which is necessary (Government Code § 7286(b)).

300.3 USE OF FORCE
Officers shall use only that amount of force that reasonably appears necessary given the facts and totality of the circumstances known to or perceived by the officer at the time of the event to accomplish a legitimate law enforcement purpose (Penal Code § 835a).

The reasonableness of force will be judged from the perspective of a reasonable officer on the scene at the time of the incident. Any evaluation of reasonableness must allow for the fact that officers are often forced to make split-second decisions about the amount of force that reasonably appears necessary in a particular situation, with limited information and in circumstances that are tense, uncertain, and rapidly evolving.

Given that no policy can realistically predict every possible situation an officer might encounter, officers are entrusted to use well-reasoned discretion in determining the appropriate use of force in each incident. Officers may only use a level of force that they reasonably believe is proportional to

Copyright Lexipol, LLC 2025/03/10, All Rights Reserved.
Published with permission by Soledad Police Department

the seriousness of the suspected offense or the reasonably perceived level of actual or threatened resistance (Government Code § 7286(b)).

It is also recognized that circumstances may arise in which officers reasonably believe that it would be impractical or ineffective to use any of the approved or authorized tools, weapons, or methods provided by the Department. Officers may find it more effective or reasonable to improvise their response to rapidly unfolding conditions that they are confronting. In such circumstances, the use of any improvised device or method must nonetheless be objectively reasonable and utilized only to the degree that reasonably appears necessary to accomplish a legitimate law enforcement purpose.

While the ultimate objective of every law enforcement encounter is to avoid or minimize injury, nothing in this policy requires an officer to retreat or be exposed to possible physical injury before applying reasonable force.

300.3.1 USE OF FORCE TO EFFECT AN ARREST

Any peace officer may use objectively reasonable force to effect an arrest, to prevent escape, or to overcome resistance. A peace officer who makes or attempts to make an arrest need not retreat or desist from his/her efforts by reason of resistance or threatened resistance on the part of the person being arrested; nor shall an officer be deemed the aggressor or lose his/her right to self-defense by the use of reasonable force to effect the arrest, prevent escape, or to overcome resistance. Retreat does not mean tactical repositioning or other de-escalation techniques (Penal Code § 835a).

300.3.2 FACTORS USED TO DETERMINE THE REASONABLENESS OF FORCE

When determining whether to apply force and evaluating whether an officer has used reasonable force, a number of factors should be taken into consideration, as time and circumstances permit (Government Code § 7286(b)). These factors include but are not limited to:

(a) The apparent immediacy and severity of the threat to officers or others (Penal Code § 835a).

(b) The conduct of the individual being confronted, as reasonably perceived by the officer at the time (Penal Code § 835a).

(c) Officer/subject factors (age, size, relative strength, skill level, injuries sustained, level of exhaustion or fatigue, the number of officers available vs. subjects).

(d) The conduct of the involved officer leading up to the use of force (Penal Code § 835a).

(e) The effects of suspected drugs or alcohol.

(f) The individual's apparent mental state or capacity (Penal Code § 835a).

(g) The individual's apparent ability to understand and comply with officer commands (Penal Code § 835a).

(h) Proximity of weapons or dangerous improvised devices.

Copyright Lexipol, LLC 2025/03/10, All Rights Reserved.
Published with permission by Soledad Police Department

(i) The degree to which the subject has been effectively restrained and his/her ability to resist despite being restrained.

(j) The availability of other reasonable and feasible options and their possible effectiveness (Penal Code § 835a).

(k) Seriousness of the suspected offense or reason for contact with the individual prior to and at the time force is used.

(l) Training and experience of the officer.

(m) Potential for injury to officers, suspects, bystanders, and others.

(n) Whether the person appears to be resisting, attempting to evade arrest by flight, or is attacking the officer.

(o) The risk and reasonably foreseeable consequences of escape.

(p) The apparent need for immediate control of the subject or a prompt resolution of the situation.

(q) Whether the conduct of the individual being confronted no longer reasonably appears to pose an imminent threat to the officer or others.

(r) Prior contacts with the subject or awareness of any propensity for violence.

(s) Any other exigent circumstances.

300.3.3 PAIN COMPLIANCE TECHNIQUES

Pain compliance techniques may be effective in controlling a physically or actively resisting individual. Officers may only apply those pain compliance techniques for which they have successfully completed department-approved training. Officers utilizing any pain compliance technique should consider:

(a) The degree to which the application of the technique may be controlled given the level of resistance.

(b) Whether the person can comply with the direction or orders of the officer.

(c) Whether the person has been given sufficient opportunity to comply.

The application of any pain compliance technique shall be discontinued once the officer determines that compliance has been achieved.

300.3.4 RESTRICTIONS ON THE USE OF CAROTID CONTROL HOLD

Officers of this department are not authorized to use a carotid restraint hold. A carotid restraint means a vascular neck restraint or any similar restraint, hold, or other defensive tactic in which pressure is applied to the sides of a person's neck that involves a substantial risk of restricting blood flow and may render the person unconscious in order to subdue or control the person (Government Code § 7286.5).

Copyright Lexipol, LLC 2025/03/10, All Rights Reserved.
Published with permission by Soledad Police Department

300.3.5 USE OF FORCE TO SEIZE EVIDENCE

In general, officers may use reasonable force to lawfully seize evidence and to prevent the destruction of evidence. However, officers are discouraged from using force solely to prevent a person from swallowing evidence or contraband. In the instance when force is used, officers should not intentionally use any technique that restricts blood flow to the head, restricts respiration or which creates a reasonable likelihood that blood flow to the head or respiration would be restricted. Officers are encouraged to use techniques and methods taught by the Soledad Police Department for this specific purpose.

300.3.6 ALTERNATIVE TACTICS - DE-ESCALATION

As time and circumstances reasonably permit, and when community and officer safety would not be compromised, officers should consider actions that may increase officer safety and may decrease the need for using force:

(a) Summoning additional resources that are able to respond in a reasonably timely manner.

(b) Formulating a plan with responding officers before entering an unstable situation that does not reasonably appear to require immediate intervention.

(c) Employing other tactics that do not unreasonably increase officer jeopardy.

In addition, when reasonable, officers should evaluate the totality of circumstances presented at the time in each situation and, when feasible, consider and utilize reasonably available alternative tactics and techniques that may persuade an individual to voluntarily comply or may mitigate the need to use a higher level of force to resolve the situation before applying force (Government Code § 7286(b)). Such alternatives may include but are not limited to:

(a) Attempts to de-escalate a situation.

(b) If reasonably available, the use of crisis intervention techniques by properly trained personnel.

300.3.7 RESTRICTIONS ON THE USE OF A CHOKE HOLD

Officers of this department are not authorized to use a choke hold. A choke hold means any defensive tactic or force option in which direct pressure is applied to a person's trachea or windpipe (Government Code § 7286.5).

300.3.8 ADDITIONAL RESTRICTIONS

Terms such as "positional asphyxia," "restraint asphyxia," and "excited delirium" continue to remain the subject of debate among experts and medical professionals, are not universally recognized medical conditions, and frequently involve other collateral or controlling factors such as narcotics or alcohol influence, or pre-existing medical conditions. While it is impractical to restrict an officer's use of reasonable control methods when attempting to restrain a combative individual, officers are not authorized to use any restraint or transportation method which might unreasonably impair an individual's breathing or respiratory capacity for a period beyond the point when the individual has been adequately and safely controlled. Once controlled, the individual should be placed into a

Copyright Lexipol, LLC 2025/03/10, All Rights Reserved.
Published with permission by Soledad Police Department

recovery position (e.g., supine or seated) and monitored for signs of medical distress (Government Code § 7286.5).

300.4 DEADLY FORCE APPLICATIONS

Where feasible, the officer shall, prior to the use of deadly force, make reasonable efforts to identify him/herself as a peace officer and to warn that deadly force may be used, unless the officer has objectively reasonable grounds to believe the person is aware of those facts (Penal Code 835a).

If an objectively reasonable officer would consider it safe and feasible to do so under the totality of the circumstances, officers shall evaluate and use other reasonably available resources and techniques when determining whether to use deadly force. To the extent that it is reasonably practical, officers should consider their surroundings and any potential risks to bystanders prior to discharging a firearm (Government Code § 7286(b)).

The use of deadly force is only justified when the officer reasonably believes it is necessary in the following circumstances (Penal Code § 835a):

(a) An officer may use deadly force to protect him/herself or others from what he/she reasonably believes is an imminent threat of death or serious bodily injury to the officer or another person.

(b) An officer may use deadly force to apprehend a fleeing person for any felony that threatened or resulted in death or serious bodily injury, if the officer reasonably believes that the person will cause death or serious bodily injury to another unless immediately apprehended.

Officers shall not use deadly force against a person based on the danger that person poses to him/herself, if an objectively reasonable officer would believe the person does not pose an imminent threat of death or serious bodily injury to the officer or to another person (Penal Code § 835a).

An "imminent" threat of death or serious bodily injury exists when, based on the totality of the circumstances, a reasonable officer in the same situation would believe that a person has the present ability, opportunity, and apparent intent to immediately cause death or serious bodily injury to the officer or another person. An officer's subjective fear of future harm alone is insufficient as an imminent threat. An imminent threat is one that from appearances is reasonably believed to require instant attention (Penal Code § 835a).

300.4.1 SHOOTING AT OR FROM MOVING VEHICLES

Shots fired at or from a moving vehicle are rarely effective and may involve additional considerations and risks. When feasible, officers should take reasonable steps to move out of the path of an approaching vehicle instead of discharging their firearm at the vehicle or any of its occupants. An officer should only discharge a firearm at a moving vehicle or its occupants when the officer reasonably believes there are no other reasonable means available to avert the imminent threat of the vehicle, or if deadly force other than the vehicle is directed at the officer or others (Government Code § 7286(b)).

Officers should not shoot at any part of a vehicle in an attempt to disable the vehicle.

Copyright Lexipol, LLC 2025/03/10, All Rights Reserved.
Published with permission by Soledad Police Department

300.4.2 DISPLAYING OF FIREARMS
Given that individuals might perceive the display of a firearm as a potential application of force, officers should carefully evaluate each tactical situation and use sound discretion when drawing a firearm in public by considering the following guidelines (Government Code § 7286(b)):

(a) If the officer does not initially perceive a threat but reasonably believes that the potential for such threat exists, firearms should generally be kept in the low-ready or other position not directed toward an individual.

(b) If the officer reasonably believes that a threat exists based on the totality of circumstances presented at the time (e.g., high-risk stop, tactical entry, armed encounter), firearms may be directed toward such threat until the officer no longer perceives such threat.

Once it is reasonably safe to do so, officers should carefully secure all firearms.

300.5 REPORTING THE USE OF FORCE

Any use of force by a member of this department shall be documented promptly, completely, and accurately in an appropriate report, depending on the nature of the incident. The officer should articulate the factors perceived and why he/she believed the use of force was reasonable under the circumstances. To collect data for purposes of training, resource allocation, analysis, and related purposes, the Department may require the completion of additional report forms, as specified in department policy, procedure, or law. See the Report Preparation Policy for additional circumstances that may require documentation.

300.5.1 NOTIFICATION TO SUPERVISORS
Any use of force by an officer shall be reported immediately to a supervisor, including but not limited to the following circumstances (Penal Code § 832.13):

(a) The application caused a visible injury.

(b) The application would lead a reasonable officer to conclude that the individual may have experienced more than momentary discomfort.

(c) The individual subjected to the force complained of injury or continuing pain.

(d) The individual indicates intent to pursue litigation.

(e) Any application of a CEW or control device.

(f) Any application of a restraint device other than handcuffs, shackles, or belly chains.

(g) The individual subjected to the force was rendered unconscious.

(h) An individual was struck or kicked.

(i) An individual alleges unreasonable force was used or that any of the above has occurred.

As used in this subsection, "immediately" means as soon as it is safe and feasible to do so.

Copyright Lexipol, LLC 2025/03/10, All Rights Reserved.
Published with permission by Soledad Police Department

300.5.2 REPORTING TO CALIFORNIA DEPARTMENT OF JUSTICE
Statistical data regarding all officer-involved shootings and incidents involving use of force resulting in serious bodily injury is to be reported to the California Department of Justice as required by Government Code § 12525.2. See the Records Department Policy.

300.6 MEDICAL CONSIDERATION

Once it is reasonably safe to do so, properly trained officers should promptly provide or procure medical assistance for any person injured or claiming to have been injured in a use of force incident (Government Code § 7286(b)).

Prior to booking or release, medical assistance shall be obtained for any person who exhibits signs of physical distress, who has sustained visible injury, expresses a complaint of injury or continuing pain, or who was rendered unconscious. Any individual exhibiting signs of physical distress after an encounter should be continuously monitored until he/she can be medically assessed.

Based upon the officer's initial assessment of the nature and extent of the subject's injuries, medical assistance may consist of examination by fire personnel, paramedics, hospital staff, or medical staff at the jail. If any such individual refuses medical attention, such a refusal shall be fully documented in related reports and, whenever practicable, should be witnessed by another officer and/or medical personnel. If a recording is made of the contact or an interview with the individual, any refusal should be included in the recording, if possible.

The on-scene supervisor or, if the on-scene supervisor is not available, the primary handling officer shall ensure that any person providing medical care or receiving custody of a person following any use of force is informed that the person was subjected to force. This notification shall include a description of the force used and any other circumstances the officer reasonably believes would be potential safety or medical risks to the subject (e.g., prolonged struggle, extreme agitation, impaired respiration).

Persons who exhibit extreme agitation, violent irrational behavior accompanied by profuse sweating, extraordinary strength beyond their physical characteristics and imperviousness to pain (sometimes called "excited delirium"), or who require a protracted physical encounter with multiple officers to be brought under control, may be at an increased risk of sudden death. Calls involving these persons should be considered medical emergencies. Officers who reasonably suspect a medical emergency should request medical assistance as soon as practicable and have medical personnel stage away if appropriate.

See the Medical Aid and Response Policy for additional guidelines.

300.7 SUPERVISOR RESPONSIBILITY

A supervisor should respond to any reported use of force, if reasonably available. The responding supervisor is expected to (Government Code § 7286(b)):

(a) Obtain the basic facts from the involved officers. Absent an allegation of misconduct or excessive force, this will be considered a routine contact in the normal course of duties.

Copyright Lexipol, LLC 2025/03/10, All Rights Reserved.
Published with permission by Soledad Police Department

(b) Ensure that any injured parties are examined and treated.

(c) When possible, separately obtain a recorded interview with the subject upon whom force was applied. If this interview is conducted without the person having voluntarily waived his/her *Miranda* rights, the following shall apply:

1. The content of the interview should not be summarized or included in any related criminal charges.
2. The fact that a recorded interview was conducted should be documented in a property or other report.
3. The recording of the interview should be distinctly marked for retention until all potential for civil litigation has expired.

(d) Once any initial medical assessment has been completed or first aid has been rendered, ensure that photographs have been taken of any areas involving visible injury or complaint of pain, as well as overall photographs of uninjured areas. These photographs should be retained until all potential for civil litigation has expired.

(e) Identify any witnesses not already included in related reports.

(f) Review and approve all related reports.

(g) Determine if there is any indication that the subject may pursue civil litigation.

1. If there is an indication of potential civil litigation, the supervisor should complete and route a notification of a potential claim through the appropriate channels.

(h) Evaluate the circumstances surrounding the incident and initiate an administrative investigation if there is a question of policy non-compliance or if for any reason further investigation may be appropriate.

In the event that a supervisor is unable to respond to the scene of an incident involving the reported application of force, the supervisor is still expected to complete as many of the above items as circumstances permit.

300.7.1 WATCH COMMANDER RESPONSIBILITY
The Watch Commander shall review each use of force by any personnel within his/her command to ensure compliance with this policy.

300.8 TRAINING

Officers, investigators, and supervisors will receive periodic training on this policy and demonstrate their knowledge and understanding (Government Code § 7286(b)).

Subject to available resources, the Training Sergeant should ensure that officers receive periodic training on de-escalation tactics, including alternatives to force.

Training should also include (Government Code § 7286(b)):

(a) Guidelines regarding vulnerable populations, including but not limited to children, elderly persons, pregnant individuals, and individuals with physical, mental, and developmental disabilities.

Copyright Lexipol, LLC 2025/03/10, All Rights Reserved.
Published with permission by Soledad Police Department

(b) Training courses required by and consistent with POST guidelines set forth in Penal Code § 13519.10.

See the Training Policy for restrictions relating to [officers/deputies] who are the subject of a sustained use of force complaint.

300.9 USE OF FORCE ANALYSIS

At least annually, the Patrol Deputy Chief should prepare an analysis report on use of force incidents. The report should be submitted to the Chief of Police. The report should not contain the names of officers, suspects or case numbers, and should include:

(a) The identification of any trends in the use of force by members.

(b) Training needs recommendations.

(c) Equipment needs recommendations.

(d) Policy revision recommendations.

300.10 USE OF FORCE COMPLAINTS

The receipt, processing, and investigation of civilian complaints involving use of force incidents should be handled in accordance with the Personnel Complaints Policy (Government Code § 7286(b)).

300.11 POLICY REVIEW

The Chief of Police or the authorized designee should regularly review and update this policy to reflect developing practices and procedures (Government Code § 7286(b)).

300.12 POLICY AVAILABILITY

The Chief of Police or the authorized designee should ensure this policy is accessible to the public (Government Code § 7286(c)).

300.13 PUBLIC RECORDS REQUESTS

Requests for public records involving an officer's personnel records shall be processed in accordance with Penal Code § 832.7 and the Personnel Records and Records Maintenance and Release policies (Government Code § 7286(b)).

Copyright Lexipol, LLC 2025/03/10, All Rights Reserved.
Published with permission by Soledad Police Department

Control Devices and Techniques

308.1 PURPOSE AND SCOPE

This policy provides guidelines for the use and maintenance of control devices that are described in this policy.

308.2 POLICY

In order to control subjects who are violent or who demonstrate the intent to be violent, the Soledad Police Department authorizes officers to use control devices in accordance with the guidelines in this policy and the Use of Force Policy.

308.3 ISSUING, CARRYING AND USING CONTROL DEVICES

Control devices described in this policy may be carried and used by members of this department only if the device has been issued by the Department or approved by the Chief of Police or the authorized designee.

Only officers who have successfully completed department-approved training in the use of any control device are authorized to carry and use the device.

Control devices may be used when a decision has been made to control, restrain or arrest a subject who is violent or who demonstrates the intent to be violent, and the use of the device appears reasonable under the circumstances. When reasonable, a verbal warning and opportunity to comply should precede the use of these devices.

When using control devices, officers should carefully consider potential impact areas in order to minimize injuries and unintentional targets.

308.4 RESPONSIBILITIES

308.4.1 WATCHCOMMANDER RESPONSIBILITIES

The Watch Commander may authorize the use of a control device by selected personnel or members of specialized units who have successfully completed the required training.

308.4.2 RANGEMASTER RESPONSIBILITIES

The Rangemaster shall control the inventory and issuance of all control devices and shall ensure that all damaged, inoperative, outdated or expended control devices or munitions are properly disposed of, repaired or replaced.

Every control device will be periodically inspected by the Rangemaster or the designated instructor for a particular control device. The inspection shall be documented.

308.4.3 USER RESPONSIBILITIES

All normal maintenance, charging or cleaning shall remain the responsibility of personnel using the various devices.

Copyright Lexipol, LLC 2025/03/10, All Rights Reserved.
Published with permission by Soledad Police Department

Any damaged, inoperative, outdated or expended control devices or munitions, along with documentation explaining the cause of the damage, shall be returned to the Rangemaster for disposition. Damage to City property forms shall also be prepared and forwarded through the chain of command, when appropriate, explaining the cause of damage.

308.5 BATON GUIDELINES

The need to immediately control a suspect must be weighed against the risk of causing serious injury. The head, neck, throat, spine, heart, kidneys and groin should not be intentionally targeted except when the officer reasonably believes the suspect poses an imminent threat of serious bodily injury or death to the officer or others.

When carrying a baton, uniformed personnel shall carry the baton in its authorized holder on the equipment belt. Plainclothes and non-field personnel may carry the baton as authorized and in accordance with the needs of their assignment or at the direction of their supervisor.

308.6 TEAR GAS GUIDELINES

Tear gas may be used for crowd control, crowd dispersal or against barricaded suspects based on the circumstances. Only the Watch Commander, Incident Commander or Crisis Response Unit Commander may authorize the delivery and use of tear gas, and only after evaluating all conditions known at the time and determining that such force reasonably appears justified and necessary.

When practicable, fire personnel should be alerted or summoned to the scene prior to the deployment of tear gas to control any fires and to assist in providing medical aid or gas evacuation if needed.

308.7 OLEORESIN CAPSICUM (OC) GUIDELINES

As with other control devices, oleoresin capsicum (OC) spray and pepper projectiles may be considered for use to bring under control an individual or groups of individuals who are engaging in, or are about to engage in violent behavior. Pepper projectiles and OC spray should not, however, be used against individuals or groups who merely fail to disperse or do not reasonably appear to present a risk to the safety of officers or the public.

308.7.1 OC SPRAY

Uniformed personnel carrying OC spray shall carry the device in its holster on the equipment belt. Plainclothes and non-field personnel may carry OC spray as authorized, in accordance with the needs of their assignment or at the direction of their supervisor.

308.7.2 PEPPER PROJECTILE SYSTEMS

Pepper projectiles are plastic spheres that are filled with a derivative of OC powder. Because the compressed gas launcher delivers the projectiles with enough force to burst the projectiles on impact and release the OC powder, the potential exists for the projectiles to inflict injury if they strike the head, neck, spine or groin. Therefore, personnel using a pepper projectile system should not intentionally target those areas, except when the officer reasonably believes the suspect poses an imminent threat of serious bodily injury or death to the officer or others.

Copyright Lexipol, LLC 2025/03/10, All Rights Reserved.
Published with permission by Soledad Police Department

Officers encountering a situation that warrants the use of a pepper projectile system shall notify a supervisor as soon as practicable. A supervisor shall respond to all pepper projectile system incidents where the suspect has been hit or exposed to the chemical agent. The supervisor shall ensure that all notifications and reports are completed as required by the Use of Force Policy.

Each deployment of a pepper projectile system shall be documented. This includes situations where the launcher was directed toward the suspect, whether or not the launcher was used. Unintentional discharges shall be promptly reported to a supervisor and documented on the appropriate report form. Only non-incident use of a pepper projectile system, such as training and product demonstrations, is exempt from the reporting requirement.

308.7.3 TREATMENT FOR OC SPRAY EXPOSURE
Persons who have been sprayed with or otherwise affected by the use of OC should be promptly provided with clean water to cleanse the affected areas. Those persons who complain of further severe effects shall be examined by appropriate medical personnel.

308.8 POST-APPLICATION NOTICE

Whenever tear gas or OC has been introduced into a residence, building interior, vehicle or other enclosed area, officers should provide the owners or available occupants with notice of the possible presence of residue that could result in irritation or injury if the area is not properly cleaned. Such notice should include advisement that clean up will be at the owner's expense. Information regarding the method of notice and the individuals notified should be included in related reports.

308.9 KINETIC ENERGY PROJECTILE GUIDELINES

This department is committed to reducing the potential for violent confrontations. Kinetic energy projectiles, when used properly, are less likely to result in death or serious physical injury and can be used in an attempt to de-escalate a potentially deadly situation.

308.9.1 DEPLOYMENT AND USE
Only department-approved kinetic energy munitions shall be carried and deployed. Approved munitions may be used to compel an individual to cease his/her actions when such munitions present a reasonable option.

Officers are not required or compelled to use approved munitions in lieu of other reasonable tactics if the involved officer determines that deployment of these munitions cannot be done safely. The safety of hostages, innocent persons and officers takes priority over the safety of subjects engaged in criminal or suicidal behavior.

Circumstances appropriate for deployment include, but are not limited to, situations in which:

(a) The suspect is armed with a weapon and the tactical circumstances allow for the safe application of approved munitions.

(b) The suspect has made credible threats to harm him/herself or others.

Copyright Lexipol, LLC 2025/03/10, All Rights Reserved.
Published with permission by Soledad Police Department

(c) The suspect is engaged in riotous behavior or is throwing rocks, bottles or other dangerous projectiles at people and/or officers.

(d) There is probable cause to believe that the suspect has already committed a crime of violence and is refusing to comply with lawful orders.

308.9.2 DEPLOYMENT CONSIDERATIONS

Before discharging projectiles, the officer should consider such factors as:

(a) Distance and angle to target.

(b) Type of munitions employed.

(c) Type and thickness of subject's clothing.

(d) The subject's proximity to others.

(e) The location of the subject.

(f) Whether the subject's actions dictate the need for an immediate response and the use of control devices appears appropriate.

A verbal warning of the intended use of the device should precede its application, unless it would otherwise endanger the safety of officers or when it is not practicable due to the circumstances. The purpose of the warning is to give the individual a reasonable opportunity to voluntarily comply and to warn other officers and individuals that the device is being deployed.

Officers should keep in mind the manufacturer's recommendations and their training regarding effective distances and target areas. However, officers are not restricted solely to use according to manufacturer recommendations. Each situation must be evaluated on the totality of circumstances at the time of deployment.

The need to immediately incapacitate the subject must be weighed against the risk of causing serious injury or death. The head and neck should not be intentionally targeted, except when the officer reasonably believes the suspect poses an imminent threat of serious bodily injury or death to the officer or others.

308.9.3 SAFETY PROCEDURES

Shotguns specifically designated for use with kinetic energy projectiles will be specially marked in a manner that makes them readily identifiable as such.

Officers will inspect the shotgun and projectiles at the beginning of each shift to ensure that the shotgun is in proper working order and the projectiles are of the approved type and appear to be free from defects.

When it is not deployed, the shotgun will be unloaded and properly and securely stored in the vehicle. When deploying the kinetic energy projectile shotgun, the officer shall visually inspect the kinetic energy projectiles to ensure that conventional ammunition is not being loaded into the shotgun.

Copyright Lexipol, LLC 2025/03/10, All Rights Reserved.
Published with permission by Soledad Police Department

Absent compelling circumstances, officers who must transition from conventional ammunition to kinetic energy projectiles will employ the two-person rule for loading. The two-person rule is a safety measure in which a second officer watches the unloading and loading process to ensure that the weapon is completely emptied of conventional ammunition.

308.10 TRAINING FOR CONTROL DEVICES

The Training Sergeant shall ensure that all personnel who are authorized to carry a control device have been properly trained and certified to carry the specific control device and are retrained or recertified as necessary.

(a) Proficiency training shall be monitored and documented by a certified, control-device weapons or tactics instructor.

(b) All training and proficiency for control devices will be documented in the officer's training file.

(c) Officers who fail to demonstrate proficiency with the control device or knowledge of this agency's Use of Force Policy will be provided remedial training. If an officer cannot demonstrate proficiency with a control device or knowledge of this agency's Use of Force Policy after remedial training, the officer will be restricted from carrying the control device and may be subject to discipline.

308.11 REPORTING USE OF CONTROL DEVICES AND TECHNIQUES

Any application of a control device or technique listed in this policy shall be documented in the related incident report and reported pursuant to the Use of Force Policy.

Copyright Lexipol, LLC 2025/03/10, All Rights Reserved.
Published with permission by Soledad Police Department

AGENDA ITEM NO. 1.

CITY OF SOLEDAD
STAFF REPORT

SUBJECT: **Resolution No. 6404/SA-2026-02, A Joint Resolution of the City Council of the City of Soledad and the Successor Agency of the Soledad Redevelopment Agency Accepting and Approving the 2026-2027 Fiscal Year Proposed Budget and Approving and/or Directing Implementation of Other Budget Related Actions**

TO: **Honorable Mayor Velazquez and City Council**

FROM: **Mike Howard, Assistant City Manager**

THROUGH: **Megan Hunter, City Manager**

MEETING DATE: **August 19, 2026**

Recommendation

It is recommended that the City Council of the City of Soledad and the Successor Agency of the Soledad Redevelopment Agency take the following actions:

1. Consider and Adopt Joint Resolution No. 6403/SA-2026-02, Accepting and Approving the 2026-2027 Fiscal Year Proposed Budget; and
2. Authorize the City Manager and Finance Director to realign the Budget for Fiscal Year 2025-2026 to reflect the Estimated Actual Revenues and Expenditures for the 2025-2026 Fiscal Year; and
3. Approve the Position Allocation for FY 2026-2027; and
4. Reaffirm the Salary Schedule of the City's Classification & Compensation Plan for FY 2026-2027 approved at the August 5, 2026 City Council Meeting, including compensation for City Council, Planning Commissioners, and City of Soledad Transactions and Use Oversight Committee Members; and
5. Affirm the City of Soledad's Emergency Contingency Reserve Policy (Fund Balances); and
6. Establish the Proposition 4 General Fund Appropriations Limitation for Fiscal Year 2026-2027.

Executive Summary

Each year, staff prepares a Citywide operating budget for City Council adoption. For fiscal year 2026–2027, staff is presenting a budget that includes several reductions due to the failure of Measure A and increased costs for the CAL FIRE contract, insurance, 911 services, and employee benefits. Even with these reductions, anticipated expenditures exceed anticipated revenues by $444,204. The budget also includes several positions that will remain unfunded in FY 2026–2027, with all related cost impacts reflected in the proposed budget. Enterprise funds are budgeted in accordance with the 2021 Water and Sewer Rate Study Plan and are operating as intended. Similarly, all special revenue funds are budgeted

consistent with their designated purposes. The City is fortunate to currently maintain healthy reserves, including the General Fund Operating Reserve and the General Fund Capital Reserve Fund. Although future challenges remain, staff is confident that, by partnering with the City Council on decisions to secure new revenue sources, the City can address these ongoing fiscal challenges.

Background

Preparing a program and financial plan to guide the City organization into the future is both a professional challenge and a professional honor—one that comes around each year and again at mid-year review, particularly during periods of declining or uncertain revenues. City staff have spent considerable time developing the proposed Citywide Operating Budget for Fiscal Year 2026-2027. The current war with Iran continues to influence our local and national economy. The war coupled with the failure of Measure has created additional fiscal uncertainty, therefore, the most prudent approach is to present a budget that includes several reductions to offset the increased costs of the CAL FIRE contract, insurance, 911 dispatch fees and employee benefits in fiscal year 2026-2027. At the same time, some of the City's key revenue sources are projected to remain relatively flat in FY 2026-2027, namely property and sales taxes.

The General Fund is presented using **$444,204** of the General Fund operating reserve to balance the fiscal year, the Enterprise Funds are balanced and are hereby submitted for City Council consideration, acceptance, and approval. The operating budget also includes the budget for fiscal year 2026-2027 for the Successor Agency to the Soledad Redevelopment Agency which reflects the approved California Department of Finance Recognized Obligation Payment Schedule for fiscal year 2026-2027.

Review & Analysis

This budget is presented with several reductions to offset the known and largely uncontrollable cost increases, while also recognizing the current economic climate and the financial effects on several of the City's revenue sources. While the budget is presented with a deficit at this time, Staff's hope is that the City will be able to reevaluate the actual financial impacts of the economy and make appropriate adjustments as part of the mid-year budget review.

Some of the ongoing challenges we face will require the City's continued diligence in managing service demands while developing revenue enhancement strategies.

- **Revenues are not keeping pace with increasing expenditures.** The City continues to face significant uncontrollable or difficult-to-control expenses, including cost-of-living increases, fire staffing costs, workers' compensation, liability insurance, 911 dispatch costs, and CalPERS increases.
- **A new ongoing revenue source will be needed to support required Fire Department staffing levels** beginning in FY 2026-2027 and beyond. Current estimates indicate that the City will need to generate approximately $800,000 to $1.0 million in additional annual revenue to support the transition to 3-0 staffing.
- **The increasing cost of maintaining General Fund-supported infrastructure remains a significant ongoing challenge**. Many City facilities and buildings require maintenance, repairs, and ongoing investment, creating additional pressure on limited General Fund resources.

What is not included in the proposed budget

The budget is presented with several reductions. One of the reductions is to leave certain currently vacant positions unfunded rather than laying off existing staff. The vacant, unfunded positions in the

FY 2026-2027 budget will result in some service reductions across departments. Staff will utilize feedback from various community outreach events to help guide decisions regarding these service reductions.

The positions that will not be funded include the IT Manager, Community Engagement Coordinator, Community Service Officer, Police Officer, Recreation Program Coordinator, temporary positions, and seasonal positions. Contract services budgets were also reduced, with staff assuming additional responsibilities, such as grant administration and project construction management, where appropriate. The contract for lobbying services was also eliminated from the budget.

General Fund

The FY 2026-2027 General Fund budget is presented as deficit spending by $444,204, and uses $58,000 of the General Fund Capital Reserve interest earnings to fund two capital projects. Revenues are projected at $15,942,457; expenditures at $16,386,661. If the FY 2025-2026 closes as planned, the general fund, fund balance operating reserve should be approximately $3,807,896, after the $2,000,000 Emergency Reserve set by Council. The City is still faced with several economic challenges, where our current percentage increase in expenditures is larger than the expected percentage of revenue growth. The presented budget continues to maintain essential services. Additionally, the presented budget maintains all salary increases scheduled in our current Memorandums of Understandings.

The City continues to have a General Fund Capital Reserve for future city capital needs, such as new facilities for public safety or city staff. The balance of that fund at the end of FY 2026-2027 is estimated to be $7,364,000.

Measure Y

Measure Y, a temporary emergency one-percent sales tax measure approved by voters in June 2012, became effective in October 2012. The five-year measure was originally scheduled to sunset in October 2017; however, following voter approval of Measure I in November 2014, the tax was extended for an additional 15 years through 2032.

Proceeds from Measure Y continue to be essential in preserving City services. It represents about 15% of the General Fund revenue.

Consistent with the Ordinance that enacted the temporary sales tax measure, the City Council established a joint 7-member City of Soledad Transactions and Use Tax Oversight Committee which meets quarterly to review revenues and expenditures.

Staff's projection for FY 2026-2027 is $2,428,000. The City of Soledad Transactions and Use Tax Oversight Committee is now meeting quarterly and have had two meeting so far. The proposed budget was built with the previous committed allocations for public safety personnel and the CAL FIRE contract increases.

Proceeds (Estimate)	$2,428,000
Administration	1%
Police	57%
Fire	42%

The Budget document for fiscal year 2026-2027 shows how the Measure Y funds are programmed as recommended by previously allocated ongoing costs presented for City Council approval.

Measure S

Measure S, the one-half percent sales tax measure which was placed on the November 2020 election ballot, became effective April 2021. The measure is to fund quality of life service for the community and does not have an expiration date.

Proceeds from Measure S continue to be essential in preserving City services. It represents about 8% of the General Fund revenue.

Consistent with the Ordinance that enacted the sales tax measure, the City Council established a joint 7-member City of Soledad Transactions and Use Tax Oversight Committee which meets quarterly to review revenues and expenditures and recreation programs.

Staff's projection for FY 2026-2027 is $1,214,000.

The following departments are partially funded by Measure S funds. Measure S funds approximately 54.9% of these services.

Parks	$855,023
Recreation	$1,101,650
Animals	$137,646
Community Engagement	$103,002
Administration	$12,140
Total	**$2,209,461**

General Fund Revenues

General Fund Revenues are budgeted to be $426,650, higher than the previous year. Most of this increase is due to projected increase in vehicle license fee related revenue. Other increases are in projected Utility User Tax revenues.

General Fund Expenditures

General Fund Expenditures are budgeted to be $299,175, higher than the previous year's budget. The main reasons for the increase are increases in the CAL FIRE contract, insurance, 911 costs, and employee benefits. However, the full impact of these increases is not fully realized, and is being offset by the vacant positions not being funded in the budget. The actual total expenditure increase was much higher but is being off-set by the salary reductions of the unfunded position.

Other General Fund increases are normal operating cost increases for supplies and utilities as well as staff cost of living increases.

The Water Fund

For the FY 2026-2027 budget the Water Enterprise Fund is expected to have a surplus in the Fiscal Year

by approximately $282,044, to build reserves for future repairs. Expenditures include $1,146,233 for Capital Projects, with $467,510, of that being Grant Funded. The planned Capital Projects align with the Water and Sewer Rate Study performed in 2021.

Wastewater Operating Fund

The Wastewater Operating Enterprise Fund is budgeted to operate with a deficit of $1,659,322 for the fiscal year. Capital Projects are budgeted at $1,335,500 for the fiscal year, which are financed through the enterprise reserves. Many of the projects are part of the Wastewater Assessment Report completed in FY 2025-2026.

Solid Waste Fund

The Solid Waste Fund is presented as balanced. As mentioned in the General Fund section, Franchise Fee residual is being transferred to the General Fund annually.

Successor Agency

The Successor Agency (Former RDA) Fund is a Private Purpose Trust Fund, which means the City of Soledad is an agent to the State of California for these funds. The only expenditures are debt service payments and administrative costs related to the bonds.

Conclusion

As stated earlier, this budget presents several reductions to better align anticipated expenditures with anticipated revenues. Several issues are on the horizon that will require strategic attention as the City continues to grow, pursue its vision, and work towards its goal of fiscal stability. One issue we continue to monitor closely is the increasing cost of CalPERS which is affecting all jurisdictions throughout the state. The City will need to continue identifying additional revenue sources to offset ever-increasing costs to the General Fund.

It is important to note that the full financial impact of staff the Fire Department with three firefighters per shift will be reflecting in the FY 2027-2028 budget. Without additional revenue, further reductions will likely be necessary in future fiscal year budgets.

I would like to thank the City Council, City Manager, and City Staff for their continued partnership that has allowed us to effectively meet the challenges we face and seize new opportunities as we move forward.

Financial Considerations

As indicated in the budget documents attached, the General Fund as presented in the proposed budget, uses $444,204 of operating reserves to balance the FY 2026-2027 budget.

Strategic Plan Alignment

The adoption of the joint City of Soledad and Successor Agency to the Former Redevelopment Agency directly relates to strategic goal 10.5.1 - Maintain fiscal stability and responsible financial management. By having an approved fiscal year budget, Staff has a roadmap for fiscal responsibility and cost containment.

Alternatives

- Adopt the proposed Resolution
- Modify the Proposed Budget

Planning/CEQA

Adoption of the FY 2026-2027 Budget is not considered a project for the purposes of CEQA since it has no potential for resulting in either a direct or indirect impact to the environment. (See CEQA Guidelines Section 15378.)

Public Notice Requirements

None required.

Attachment(s):
Resolution No. 6403/SA-2026-02
Exhibit A - Fiscal Year 2026-2027 Budget and Capital Improvement Program
Exhibit B - Position Allocation
Exhibit C - Job Classification and Salary Schedule
Exhibit D - 2026-27 Gann Limit
FY26-27 Budget Presentation

RESOLUTION NO. 6403/SA-2026-02

A JOINT RESOLUTION OF THE CITY COUNCIL OF THE CITY OF SOLEDAD AND THE SUCCESSOR AGENCY OF THE SOLEDAD REDEVELOPMENT AGENCY ACCEPTING AND APPROVING THE 2026-2027 FISCAL YEAR PROPOSED BUDGET AND APPROVING AND/OR DIRECTING IMPLEMENTATION OF OTHER BUDGET RELATED ACTIONS

WHEREAS, the City Manager has considered estimates of revenue from all sources, and estimates of expenditures required for the proper conduct of the activities of the City of Soledad for Fiscal Year 2026-2027, and

WHEREAS, the City has developed the proposed annual budget for Fiscal Year 2026-2027; and

WHEREAS, the Proposed Fiscal Year 2026-2027 budget reflects that the General Fund budget uses $444,204 of operating reserves to balance the budget; and

WHEREAS, the Proposed Fiscal Year 2026-2027 budget, as prepared, also includes the fiscal year budget for the Successor Agency of the Soledad Redevelopment Agency; and

WHEREAS, the City Council and the Successor Agency Board of Directors hereby find that the foregoing recitals are true and correct.

NOW THEREFORE, BE IT HEREBY JOINTLY RESOLVED by the City Council of the City of Soledad and the Successor Agency Board of Directors that the Fiscal Year 2026-2027 Proposed Budget, attached hereto, a copy of which is attached hereto as **Exhibit A** and by this reference incorporated herein, is hereby approved to become effective July 1, 2026; and

BE IT FURTHER RESOLVED by the City Council of the City of Soledad, that City Manager and the Finance Director are authorized to realign the 2025-2026 Budget to reflect the Estimated Actual Revenues and Expenditures for the 2025-2026 Fiscal Year, and

BE IT FURTHER RESOLVED by the City Council of the City of Soledad, that the Position Allocation attached, a copy of which is attached hereto as **Exhibit B** and by this reference incorporated herein, is hereby approved to become effective July 1, 2026; and

BE IT FURTHER RESOLVED by the City Council of the City of Soledad, that the Salary Schedule of the City's Classification & Compensation Plan, including the compensation of elected council members, appointed commissioners, and appointed City of Soledad Transactions and Use Tax Oversight Committee members, which is attached hereto as **Exhibit C** by this reference by this reference incorporated herein and was approved at the August 5, 2026 regular city council meeting, is hereby reaffirmed as part of the budget process to be effective July 4, 2026; and

BE IT FURTHER RESOLVED by the City Council of the City of Soledad that the Contingency Reserves/Fund Balance policy adopted on June 1, 2022 and set forth below is hereby affirmed.

General Fund	$ 2,000,000
Wastewater Enterprise	$ 1,500,000
Water Enterprise	$ 500,000
Street Fund	$ 500,000

BE IT FURTHER RESOLVED by the City Council of the City of Soledad, that the Proposition 4 General Fund Appropriations Limitations for Fiscal Year 2026-2027, attached hereto, a copy of which is attached hereto as **Exhibit D** and by this reference incorporated herein, is hereby approved.

PASSED AND ADOPTED by the City Council of the City of Soledad and the Board of Directors of the Successor Agency of the Soledad Redevelopment Agency at a regular meeting duly held on the 19th day of August 2026, by the following vote:

AYES, and in favor thereof, Councilmembers/Board members:

NOES, Councilmembers/Board members:

ABSENT, Councilmembers/Board members:

ABSTAIN, Councilmembers/Board members:

_____
ANNA VELAZQUEZ, Mayor

ATTEST:

_____
MEGAN HUNTER, City Clerk/Agency Secretary

City of Soledad

Fiscal Year 2026-2027

Budget and Capital Improvement Program

City Manager's Budget Message
Fiscal Year 2026-2027

Honorable Mayor and City Councilmembers,

On behalf of the Soledad Team, I am privileged to present to you and the community our Recommended Operating and Capital Improvement Program Budget for Fiscal Year 26-27.

Budget Summary

The FY 2026–27 Recommended Operating and Capital Improvement Program Budget reflects the City of Soledad's commitment to maintaining essential services while addressing a significant structural budget deficit. For the first time, the budget is directly aligned with the City's 2025–2030 Strategic Plan, connecting resources and departmental work programs to the City Council's adopted priorities. While the City is experiencing modest growth in property and sales tax revenues, expenditures continue to rise at a faster rate, driven primarily by increasing costs for the CAL FIRE contract, insurance, 911 dispatch services, and other inflationary pressures. The most significant challenge is the required increase in CAL FIRE staffing from two to three firefighters per shift. Measure A was placed on the June 2, 2026 ballot to provide additional funding for fire and emergency services but did not pass, requiring the City to absorb these increased costs within existing General Fund resources.

In response, all City departments worked collaboratively to reduce expenditures by approximately 10%, including freezing vacant positions in public safety, recreation, parks maintenance, and community engagement and reducing training and professional services. These decisions were informed by the Strategic Plan and community input gathered through the Budget Workshop, a citywide survey, and three community pop-up events. Because this deficit is structural and the continued use of reserves is not sustainable, the City must identify additional ongoing revenue, make further service reductions, or pursue a combination of both. To assist with the shortfall, the City will continue to prioritize economic development to expand the tax base, aggressively pursue grants, and carefully manage expenditures.

Budget Overview

Fiscal Year 2026–27 marks the first year the City's budget is built around the Strategic Plan adopted by the City Council on November 5, 2025. Developed collaboratively by the City Council and staff with input from residents and community stakeholders, the Strategic Plan establishes the City's vision, mission, and priorities for the next five years. Its goals, measurable objectives, and key initiatives are now integrated into the City's budget, Capital Improvement

Program, and departmental work plans, creating a stronger connection between community priorities and how City resources are allocated.

Guiding this work is the City's vision: *Serving as the gateway to Pinnacles National Park, Soledad is a small town with big ideas that celebrates our rich cultural heritage and diversity. We are a welcoming and inclusive community, committed to advancing equity, sustainable growth, and environmental stewardship—improving quality of life, supporting businesses, and being a safe and healthy city where everyone thrives.*

The FY 2026–27 Budget was developed during a particularly challenging fiscal period. Measure A was placed on the June 2, 2026 ballot to provide additional funding for fire and emergency services but did not pass. At the same time, under the City's agreement with CAL FIRE, fire department staffing must increase from two to three firefighters per shift. This phased increase is intended to meet nationally recognized safety standards and provide greater protection for both firefighters and the community. The City is fully responsible for the cost of its CAL FIRE contract, as these personnel costs are not subsidized by the State.

The cost of the CAL FIRE contract, combined with rising insurance, 911 dispatch, personnel, and other inflationary costs, has contributed to a structural General Fund deficit. While the City continues to experience modest growth in property and sales tax revenues, that growth is not sufficient to keep pace with increasing expenditures. Without the additional revenue anticipated from Measure A, the City must reduce expenditures and services to address the gap.

To help guide these difficult decisions, the City sought community input through the July 29 Budget Workshop, a citywide survey, and three community pop-up events. This feedback, together with the Strategic Plan, helped identify the services most important to residents and informed proposed reductions. The FY 2026–27 Budget leaves vacant positions unfilled in areas including public safety, recreation, parks maintenance, and community engagement and reduces non-essential training, professional services, and other program expenditures. Collectively, City departments worked to reduce controllable expenditures by approximately 10% while minimizing impacts to essential services.

General Fund revenues for FY 2026–27 are projected at **$15,942,457**, compared with expenditures of **$16,386,661**, resulting in a projected deficit of **$444,204**. The deficit will be funded through General Fund operating reserves. While the City has sufficient reserves to address the immediate shortfall, using reserves to fund ongoing operations is not a sustainable long-term strategy.

Looking ahead, economic development will remain a critical component of the City's fiscal strategy. New businesses and investment expand the local economy and generate additional General Fund revenue, including revenues associated with Measures Y and S. The City will also continue to aggressively pursue state, federal, and regional grants and other outside funding to advance community priorities while reducing pressure on the General Fund. If additional ongoing revenue becomes available, the Strategic Plan and community input gathered through the budget process will help guide decisions about restoring services and positions.

This budget represents a collaborative effort across the entire organization. Under the leadership of the Assistant City Manager and Finance Department, every department participated in identifying savings and developing a transparent and accountable spending plan that recognizes the City's fiscal constraints while continuing to advance Council and community priorities. Despite these challenges, Soledad is fortunate to have dedicated employees who continue to provide essential services with professionalism, teamwork, customer service, and innovation. I am proud of their commitment to our community and their continued efforts to ensure that *"It's happening in Soledad!"*

Fiscal Year 2025-2026 in Review

Guided by the City's Strategic Plan, staff made significant progress on community priorities and completed a number of important projects and initiatives during FY 2025–26. The accomplishments highlighted below represent only a portion of the work undertaken by City staff throughout the year. Many reflect several years of planning, coordination, community engagement, and funding efforts that culminated in successful implementation or completion during FY 2025–26.

- **Advanced major economic development at Soledad Marketplace**, including completion of Tractor Supply, permitting of Wingstop, and permit approval for Quick Quack Car Wash to begin construction in late 2026.
- **Expanded support for local businesses and entrepreneurs**, providing $340,000 in CDBG loans to four businesses, training 25 local vendors, and launching the recurring El Mercadito marketplace.
- **Secured a $300,000 CDBG Planning Grant for the Container Village Project**, advancing design and implementation of a new space for local entrepreneurs and small businesses.
- **Established Sendero, a 16-bed interim housing facility**, in partnership with Monterey County, and helped permanently house 14 former Salinas Riverbed residents while supporting removal of approximately 380 tons of debris.
- **Advanced more than 250 new housing units**, including 61 units at Parcel B, 67 units at Almond Acres, and 143 affordable units proposed in partnership with Eden Housing at 540 Gabilan.
- **Developed the City's First-Time Homebuyer Program**, securing tentative HOME and CDBG funding commitments totaling $800,000 to expand homeownership opportunities.
- **Began construction of the City's Recycled Water Project**, including approximately 4.7 miles of recycled water pipeline and irrigation improvements serving local schools and parks.
- **Completed construction of the $4.5 million Front Street Maintenance Project**, improving roadway conditions, repairing damaged sidewalks, and installing decorative crosswalk improvements.
- **Secured funding for major sustainability and infrastructure initiatives**, including federal funding for citywide smart water meters and a $310,000 Sustainable Transportation Planning Grant to reduce vehicle miles traveled and greenhouse gas emissions.

- **Completed Phase I of the Community Center renovation**, including major improvements to the gymnasium, stage, HVAC system, and kitchen, and secured an additional $167,000 for electric vehicle charging stations.
- **Adopted the City's Parks and Recreation Master Plan**, establishing a long-term framework and development standards for investment in parks, recreation facilities, and open space.
- **Improved pedestrian and roadway safety**, adopting the Vision Zero Safety Action Plan, completing safety improvements near Soledad High School, and completing the Front Street Maintenance Project.
- **Strengthened fire protection and community resilience** by completing citywide fire hydrant rehabilitation, installing the City's first Narcan kiosk, and establishing the Community Center as a Clean Air Resiliency Center.
- **Secured a $300,000 Clean California grant**—the only award in Monterey County—to address illegal dumping, graffiti, and neighborhood blight while creating employment opportunities for local young adults.
- **Strengthened City operations and public safety capacity** by hiring two lateral police officers, upgrading City Hall and Police Department server infrastructure, and modernizing the City's Personnel Rules and Regulations.
- **Improved long-term planning, transparency, and civic engagement** through adoption of the City's Strategic Plan, relaunch of the Civics Academy, Youth Council participation in key traffic safety initiatives, and development of a redesigned City website.
- **Secured nearly $5 million in grants.**

Goals FY 2026-2027

As economic uncertainty continues, the FY 2026–27 Budget prioritizes fiscal stability, essential services, and continued progress on the City's Strategic Plan. The budget provides a responsible framework for monitoring financial conditions throughout the year and making adjustments as revenues and the broader economic outlook evolve. Despite current fiscal constraints, the City remains committed to advancing key community priorities.

Goals FY 2026 - 2027	
Economic Development	Facilitate the complete build out of the Soledad Marketplace.
	Advance redevelopment opportunities at Highway 146 and Nestles Road including the potential development of a hotel.
	Launch a temporary food truck pod at the Container Village site to support local entrepreneurs.
Housing	Complete final maps for Almond Acres to facilitate the construction of 55 single-family homes and a 12-unit apartment complex.
	Launch the City's First-Time Homebuyer Program to expand homeownership opportunities for moderate-income households.

	Partner with Eden Housing to finalize the design and secure funding for 143 affordable housing units at 540 Gabilan.
	Complete Development Agreement for Miramonte, a 30-year phased development with 2,400 units, retail, parks, schools, and public facilities.
Mobility & Infrastructure	Begin construction for the West Street Complete Street Project, including a bike path.
	Update the water and sewer rate study to establish sustainable funding for utility operations, maintenance, and long-term capital needs.
	Complete construction of the Recycled Water Conveyance Project to provide recycled water to parks and schools while conserving water.
Safety & Emergency Preparedness	Collaborate with the School District to implement priority pedestrian safety improvements around local schools.
	Expand community emergency preparedness education and training to strengthen community resilience.
	Pursue grant funding to modernize public safety technology, including camera and related technology systems.
Youth & Education	Expand Youth Council participation in civic engagement and City and School District planning and decision-making.
	Support the expansion of Hartnell College and development of additional vocational education and workforce training opportunities in Soledad.
	Develop a plan and pursue funding to repurpose the former skate park at Chester Aaroe Park for expanded recreational use.
Health	Expand healthy eating, fitness, and active-living programs for residents of all ages.
	Incorporate community health policies into the General Plan Update.
Governance	Implement a citywide leadership development program for staff at all levels including emerging leaders.
	Complete a citywide facility assessment to identify and prioritize maintenance, rehabilitation, and capital improvement needs.
	Increase grant applications by 20%, expand efforts to secure public safety funding, and establish a nonprofit organization to support Parks and Recreation programs and facilities.

Future Challenges

The City of Soledad faces significant fiscal challenges that required service and expenditure reductions in FY 2026–27 and will require continued difficult decisions in the years ahead. The cost of providing essential services is growing faster than City revenues, creating a structural

General Fund deficit. Rising costs for CAL FIRE staffing, employee compensation, workers' compensation and liability insurance, 911 dispatch services, and CalPERS obligations are placing increasing pressure on limited General Fund resources. Without sufficient new ongoing revenue, the City will need to continue carefully managing expenditures and may face additional service reductions in future years.

Following the failure of Measure A, securing sustainable funding for fire and emergency services remains one of the City's most significant financial challenges. Through the phased implementation of required CAL FIRE staffing increases, the City was able to limit the additional impact in FY 2026–27 to approximately $500,000. Beginning in FY 2027–28, however, the City is projected to need at least **$1 million in additional ongoing revenue** to maintain required fire staffing and other essential services. The City will need to evaluate a range of long-term revenue strategies, potentially including future tax measures, while continuing to identify efficiencies and control expenditures.

Aging infrastructure and public facilities also present growing financial challenges. The City will complete a comprehensive facilities assessment during FY 2026–27 to better understand and prioritize long-term maintenance and capital needs. Some significant needs are already known, including replacement of the City Hall roof, currently estimated at approximately **$500,000**. As facilities and infrastructure age, the City will need to balance these investments against competing demands for essential services.

Longer term, the City must prepare for the expiration of **Measure Y**, the one-cent local sales tax that currently generates approximately 16% of General Fund revenues and provides critical support for public safety and other essential services. Measure Y is scheduled to sunset in 2032, and the loss of this revenue without a replacement would have a significant impact on the City's ability to maintain existing service levels.

The City must also ensure that growth and utility services are adequately funded. Updating Development Impact Fees and completing an updated Water and Sewer Rate Study will be important to ensure that new development pays its appropriate share of infrastructure costs and that utility revenues are sufficient to support operations, maintenance, regulatory requirements, and long-term capital investment.

Addressing these challenges will require continued fiscal discipline, strategic planning, and collaboration among the City Council, staff, and community. Decisions made over the next several years will be critical to maintaining the City's financial health and protecting the services residents rely upon.

Opportunities for the Future

While Soledad faces significant fiscal and operational challenges, the City also has substantial opportunities for economic growth, housing development, and private investment that can strengthen the local economy and expand the City's revenue base.

Private investment continues to grow, particularly in projects that generate sales and property tax revenue. Soledad Marketplace continues to expand with the completion of Tractor Supply and the anticipated construction of Quick Quack Car Wash in late 2026. The City is also working to attract additional retailers and exploring redevelopment opportunities at Highway 146 and Nestles Road, including potential hotel and commercial development.

The City is also advancing the revitalization of Front Street and Downtown Soledad. A centerpiece of this effort is the proposed Shipping Container Village, envisioned as a destination for local businesses, food vendors, and entrepreneurs that will diversify downtown offerings and create a more active pedestrian environment. The successful launch of El Mercadito has helped demonstrate demand for this concept. The City recently secured $300,000 in CDBG funding to advance planning and design for the Container Village.

Housing development continues despite higher interest rates and construction costs. The City completed entitlements for Almond Acres, providing 55 single-family homes and 12 apartments, and is partnering with Eden Housing to advance approximately 183 affordable housing units over the next two to five years. The Soledad Unified School District is also preparing to open its new employee housing development near downtown.

Miramonte represents one of Soledad's most significant growth opportunities. The City is working toward a Development Agreement for this approximately 30-year phased community, which could ultimately provide up to 2,392 homes, along with parks, schools, open space, public facilities, and neighborhood-serving commercial development. The City is working to ensure that the project provides a long-term fiscal benefit, with new development funding necessary infrastructure and contributing toward the ongoing cost of municipal services.

Together, these efforts demonstrate the City's commitment to responsible growth and long-term financial sustainability. By combining fiscal discipline with economic development, strategic investment, and strong public and private partnerships, Soledad can navigate its current challenges while continuing to build a more vibrant, resilient, and prosperous community.

I extend my sincere appreciation to the City Council for its leadership and to employees throughout the organization for their diligence, creativity, and commitment during a challenging budget process. We look forward to continuing this work together to support a safe, sustainable, financially resilient, and thriving Soledad.

Respectfully Submitted,

Megan Hunter

Megan Hunter, City Manager

BUDGET SUMMARY

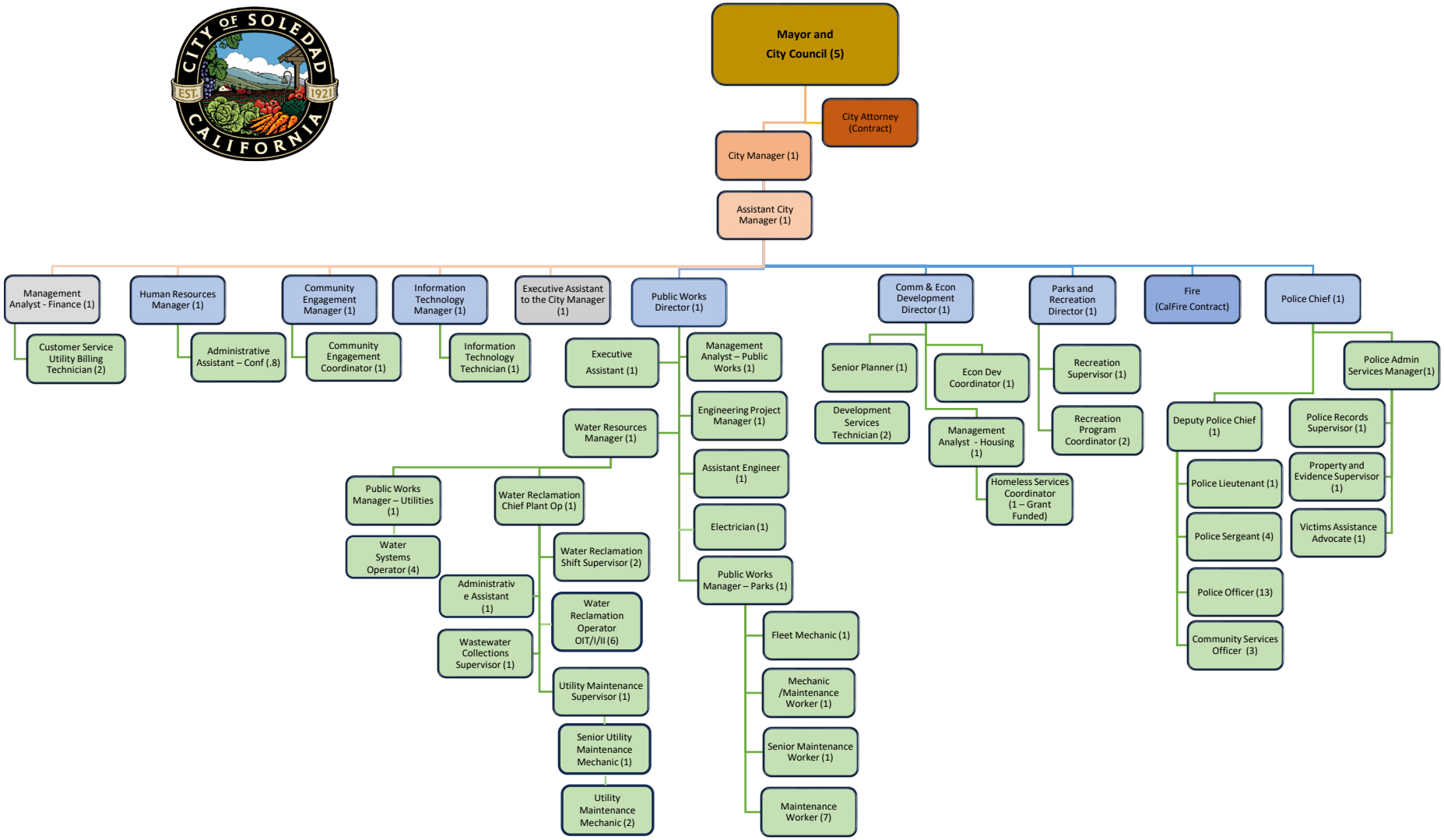
Mayor and City Council (5)
City Attorney (Contract)
City Manager (1)
Assistant City Manager (1)
Management Analyst - Finance (1)
Customer Service Utility Billing Technician (2)
Human Resources Manager (1)
Administrative Assistant – Conf (.8)
Community Engagement Manager (1)
Community Engagement Coordinator (1)
Information Technology Manager (1)
Information Technology Technician (1)
Executive Assistant to the City Manager (1)
Public Works Director (1)
Executive Assistant (1)
Management Analyst – Public Works (1)
Engineering Project Manager (1)
Assistant Engineer (1)
Electrician (1)
Public Works Manager – Parks (1)
Fleet Mechanic (1)
Mechanic /Maintenance Worker (1)
Senior Maintenance Worker (1)
Maintenance Worker (7)
Water Resources Manager (1)
Public Works Manager – Utilities (1)
Water Systems Operator (4)
Water Reclamation Chief Plant Op (1)
Water Reclamation Shift Supervisor (2)
Administrative Assistant (1)
Water Reclamation Operator OIT/I/II (6)
Wastewater Collections Supervisor (1)
Utility Maintenance Supervisor (1)
Senior Utility Maintenance Mechanic (1)
Utility Maintenance Mechanic (2)
Comm & Econ Development Director (1)
Senior Planner (1)
Development Services Technician (2)
Econ Dev Coordinator (1)
Management Analyst - Housing (1)
Homeless Services Coordinator (1 – Grant Funded)
Parks and Recreation Director (1)
Recreation Supervisor (1)
Recreation Program Coordinator (2)
Fire (CalFire Contract)
Police Chief (1)
Deputy Police Chief (1)
Police Lieutenant (1)
Police Sergeant (4)
Police Officer (13)
Community Services Officer (3)
Police Records Supervisor (1)
Property and Evidence Supervisor (1)
Victims Assistance Advocate (1)
Police Admin Services Manager(1)

FUND BALANCE SUMMARY

ALL CITY FUNDS
FISCAL YEAR 2026-27 Budget
July 1, 2026

Fund #	Fund Name	Estimated Beginning Fund Balance 06/30/26	FY 2026-27 Budgeted Revenues	FY 2026-27 Budgeted Expenditures	Fund Balance Transfers	Restricted Reserves	Estimated Ending Fund Balance 06/30/27
100	General Fund	$ 6,252,100	$ 14,812,046	$ 16,386,661	$ 1,130,411	$ 2,000,000	$ 3,807,896
121	Grants - State	$ 208,335	$ 293,646	$ 398,750	$ -	$ -	$ 103,231
200	Home Program Income	$ 462,040	$ 35,500	$ 2,500	$ (25,000)	$ -	$ 470,040
201	CDBG Program Income	$ 377,330	$ 82,500	$ 2,500	$ (25,000)	$ -	$ 432,330
210	CDBG (20-CDBG-12084)	$ -	$ -	$ -	$ -	$ -	$ -
212	CDBG CV2/CV3 Bus Loan	$ 16,908	$ -	$ -	$ -	$ -	$ 16,908
213	UCDR Grant	$ -	$ 6,995,302	$ 6,960,302	$ (35,000)	$ -	$ -
309	Water Operations Enterprise **	$ 1,455,443	$ 5,253,210	$ 4,971,166	$ -	$ 500,000	$ 1,237,487
310	Wastewater Operations Enterprise **	$ 14,574,789	$ 8,370,841	$ 10,030,163	$ -	$ 1,500,000	$ 11,415,467
311	Solid Waste Enterprise	$ 1,000,000	$ 4,980,000	$ 3,910,141	$ (770,679)	$ -	$ 1,299,180
312	Sanitation Enterprise	$ 84,323	$ 371,500	$ 337,370	$ -	$ -	$ 118,453
410	Gas Tax	$ -	$ 4,707,641	$ 4,643,925	$ -	$ -	$ 63,716
411	Gas Tax SB1	$ 3,647,153	$ 825,154	$ 3,212,769	$ -	$ -	$ 1,259,538
412	Measure X	$ 1,141,621	$ 1,740,120	$ 1,398,600	$ -	$ -	$ 1,483,141
415	Traffic Safety	$ 738,146	$ 85,655	$ 150,000	$ -	$ -	$ 673,801
417	Police Assets Forfeitures	$ 6,777	$ 2,800	$ 2,550	$ -	$ -	$ 7,027
418	Vehicle Abatement Fund	$ 75,680	$ 22,000	$ 26,700	$ -	$ -	$ 70,980
431	Fire EMS (CSA 74)	$ 77,305	$ 19,500	$ 30,000	$ -	$ -	$ 66,805
516	Successor Agency Trust **	$ -	$ 1,234,289	$ 1,217,294	$ (16,995)	$ -	$ -
531	Successor Housing Fund	$ 70,822	$ -	$ 2,500	$ -	$ -	$ 68,322
646	Vineyards Assessment District	$ 291,080	$ 268,450	$ 253,834	$ (10,711)	$ -	$ 294,985
647	Rancho San Vicente-CHISPA	$ 476,215	$ 126,524	$ 97,374	$ (31,697)	$ -	$ 473,668
648	Diamond Ridge Assessment District	$ 980,465	$ 338,643	$ 310,136	$ (16,645)	$ -	$ 992,327
649	Diamond Ridge PH-1	$ 651,212	$ 119,052	$ 721,617	$ (28,449)	$ -	$ 20,198
650	Diamond Ridge Parks	$ 498,001	$ 183,306	$ 59,147	$ (29,347)	$ -	$ 592,813
651	Miravale/Orchard Landscape	$ 1,365,397	$ 420,673	$ 369,698	$ (30,976)	$ -	$ 1,385,396
652	Miravale/Orchard Benefit	$ 1,032,177	$ 209,392	$ 871,690	$ (30,762)	$ -	$ 339,117
770	Park Impact	$ (157,588)	$ 47,500	$ 20,000	$ (6,000)	$ -	$ (136,088)
771	Police Impact	$ 32,305	$ 5,750	$ -	$ (150)	$ -	$ 37,905
772	Fire Impact	$ (109,958)	$ 16,000	$ -	$ (300)	$ -	$ (94,258)
773	General Gov Impact	$ 632,335	$ 72,000	$ 102,750	$ (1,800)	$ -	$ 599,785
774	Transportation Impact	$ 1,524,833	$ 135,000	$ 52,750	$ (3,000)	$ -	$ 1,604,083
775	Storm Drain Impact	$ 100,230	$ 102,000	$ 2,750	$ (3,000)	$ -	$ 196,480
776	Public Safety Impact	$ 195,844	$ 53,000	$ 2,750	$ (1,500)	$ -	$ 244,594
779	Water Impact	$ 3,016,219	$ 170,000	$ 2,750	$ (3,000)	$ -	$ 3,180,469
780	Wastewater Impact	$ 585,078	$ 90,000	$ 2,750	$ (2,400)	$ -	$ 669,928
800	General Fund Capital	$ 7,247,156	$ 175,000	$ -	$ (58,000)	$ -	$ 7,364,156
							$ -
Totals		$ 48,549,773	$ 52,363,994	$ 56,553,887	$ -	$ 4,000,000	$ 40,359,880

** Fund Balance has been reduced by the Restricted portion, such as Investment in Fixed Assets or Debt Service.

FY 2026/27

General Fund Revenues - $15,942,457

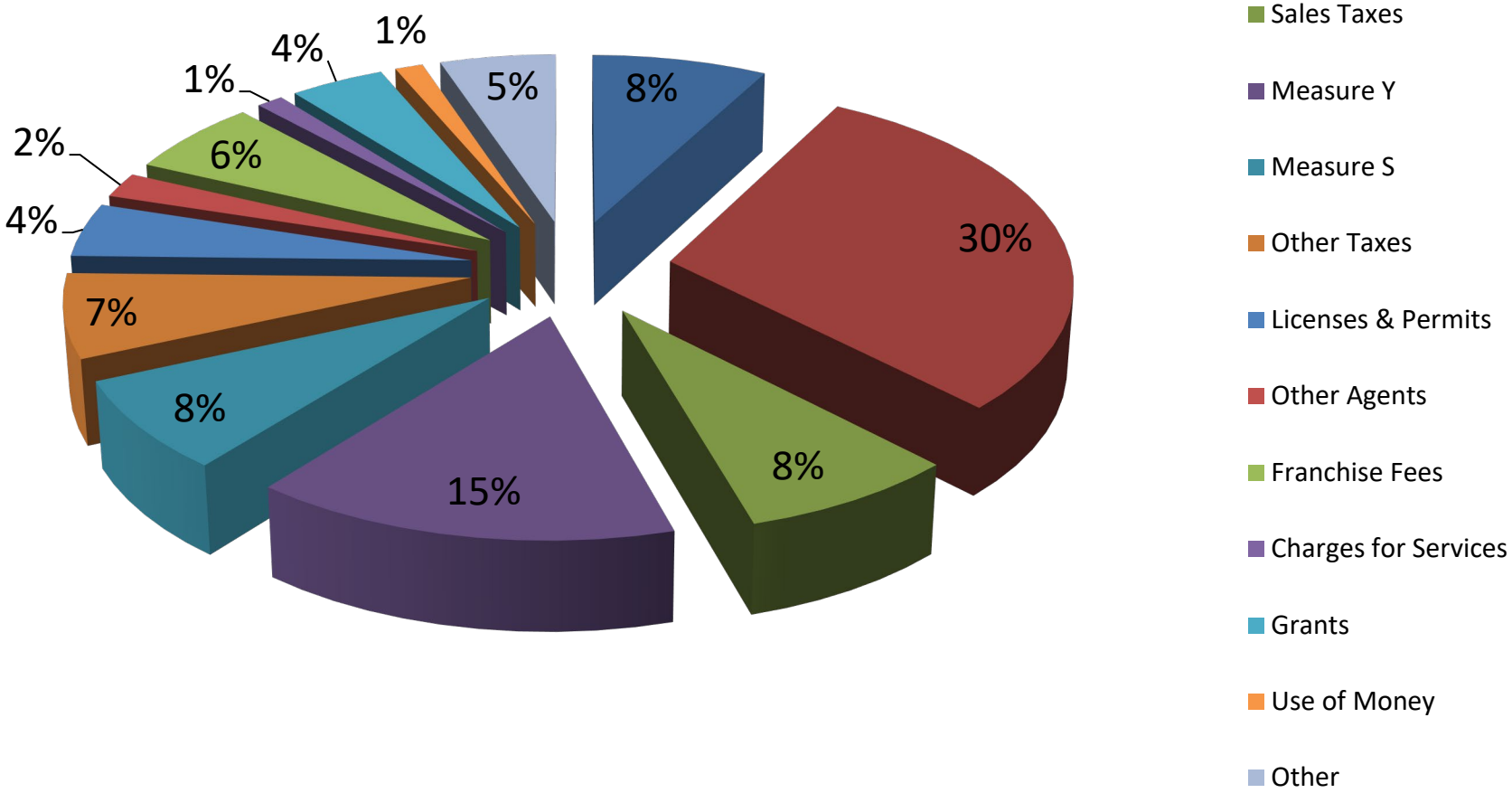

FY 2026/27

General Fund Appropriations - $16,386,661

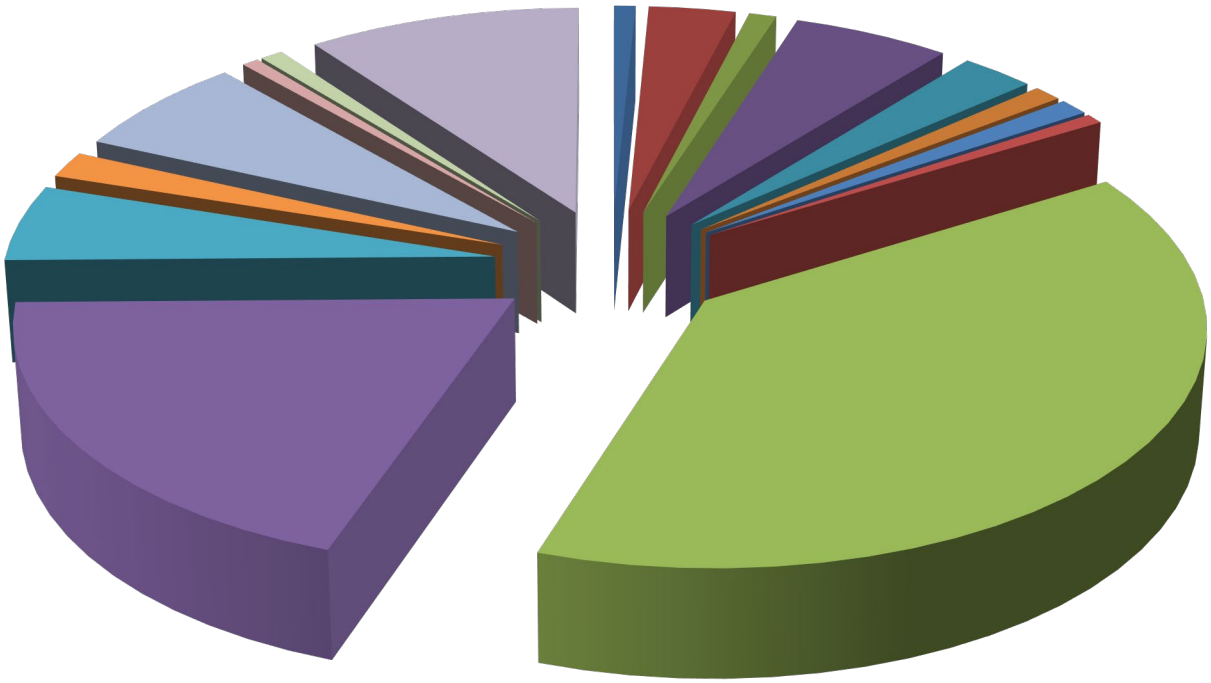

- City Council - 1%
- City Manager - 3%
- City Attorney - 1%
- Planning - 6%
- Building - 3%
- Human Resources - 1%
- Information Tech - 1%
- Finance - 1%
- Police - 39%
- Fire - 19%
- Parks - 5%
- Public Works - 2%
- Recreation - 7%
- Comm Engagement - 1%
- Animals - 1%
- Non-Departmental - 9

FY 2026/27

Measure S Appropriations - $2,209,461

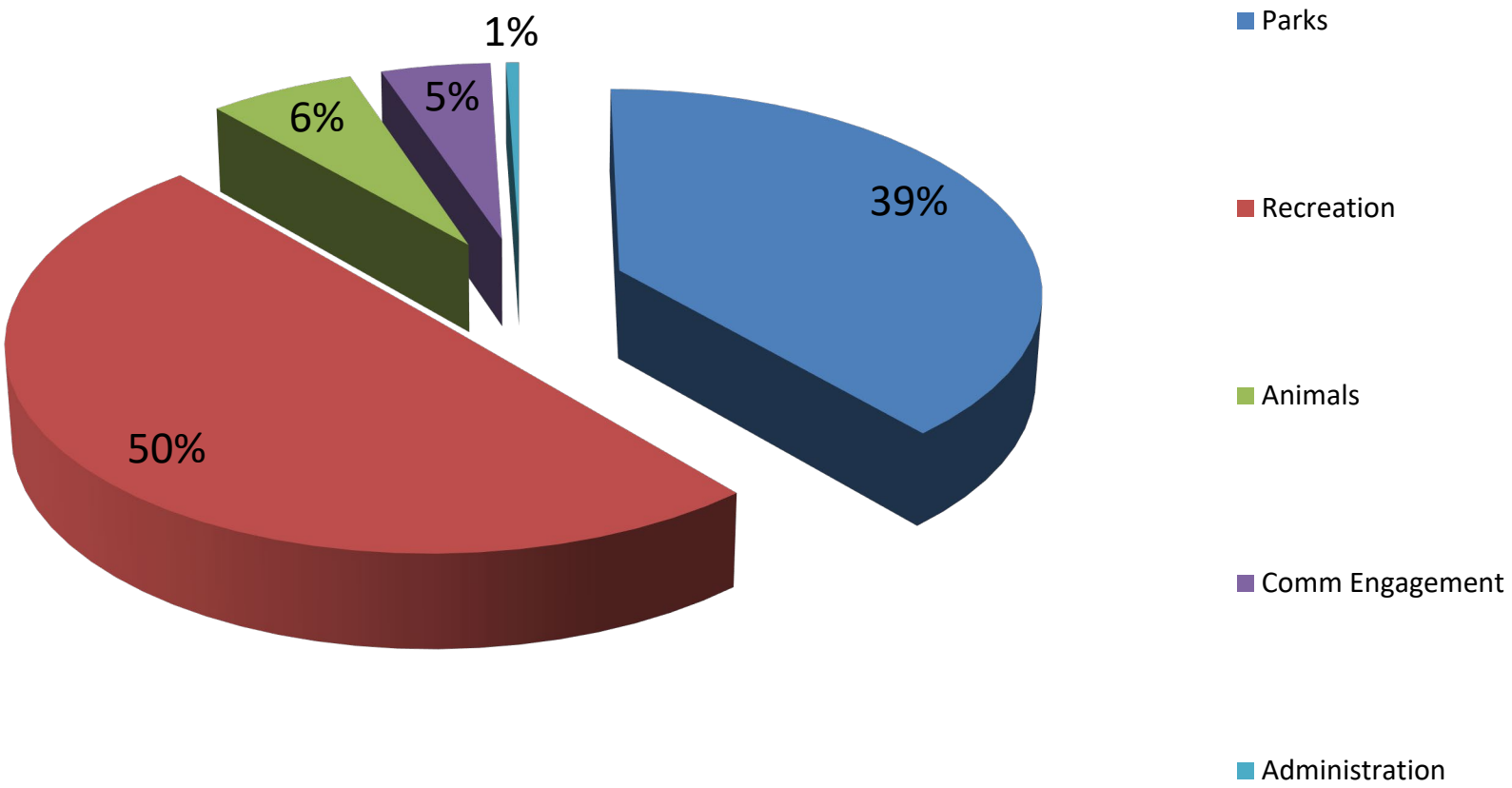

FY 2026/27

Measure Y Appropriations - $2,428,000

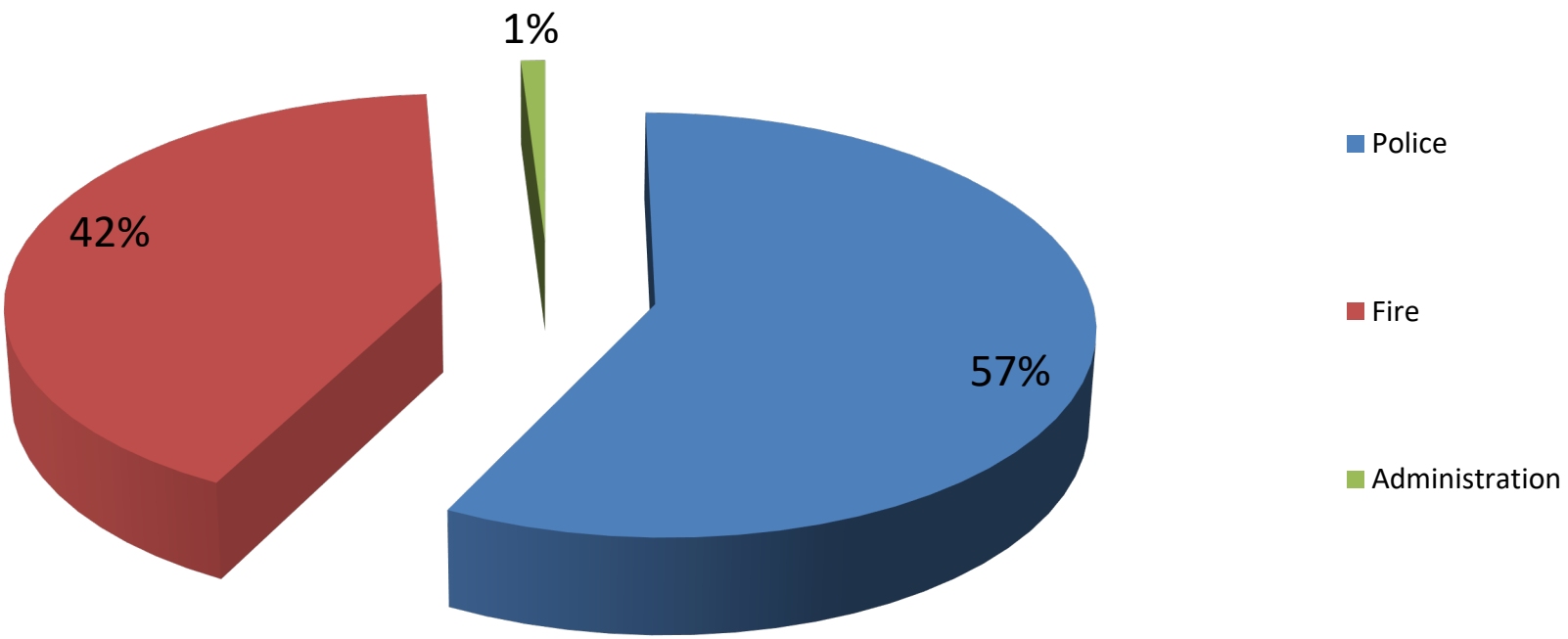

GENERAL FUND

FY 2026-27 BUDGET NARRATIVE

Name of Activity: City Council

Account #100-1000

Funding Source: General Fund

Budget Overview

The Soledad City Council serves as the City's primary policy-making and legislative body, responsible for setting strategic direction, adopting ordinances, approving budgets, and guiding long-term community planning. The Mayor is elected citywide to serve a two-year term, while City Councilmembers are elected by district and serve four-year terms, providing continuity and leadership for the City's evolving needs. In carrying out its responsibilities, the City Council actively seeks community input and values resident engagement in shaping Soledad's future.

To promote transparency and informed decision-making, the Council has established a variety of boards, commissions, and committees. These advisory bodies conduct reviews of specific issues and provide recommendations that support the Council's deliberations on policies, programs, and initiatives that affect the community.

This budget accounts for the majority of the salary and benefit costs for City Councilmembers, with a portion allocated to the Enterprise Funds for water, sewer, and solid waste services.

The recommended budget for FY 2026–2027 is **$129,266**, representing a modest small reduction from the prior year. The reduction is due in part to Mayor Velazquez and Mayor Pro Tem Ansaldo Sánchez electing to forgo their Council compensation to assist with the budget shortfall.

In addition to Councilmember salaries and benefits, the budget provides funding for:

- Membership dues for participation in regional and statewide organizations, based on the most current cost projections.
- Travel and meeting expenses for Councilmembers attending conferences, training, and official City business.
- Outreach and events to enable Councilmembers to further engage residents by district to ensure geographic participation.

FY 2025-26 Budget Accomplishments

- Guided the development and adopted the **2025–2030 Strategic Plan**, establishing the City Council's priorities and long-term direction for the organization and community.

- Adopted the **Parks and Recreation Master Plan**, establishing standards and priorities for park development, maintenance, equitable access, recreational programming, and future expansion of the City's park system.
- Evaluated the City's long-term fire service and emergency response needs and placed Measure A, a parcel tax measure, on the ballot to provide additional funding for fire protection and emergency response services.
- Established a City legislative platform and authorized **39 advocacy letters** to advance Soledad's interests on state and federal legislative and policy matters.
- Continued support for programs and partnerships serving Soledad's immigrant community, including workshops with the Consulado de México and Know Your Rights educational events.
- Supported City sponsorship and expansion of community events that promote civic engagement and community pride, including the State of the City, Pride Flag Raising, Music in the Park, Fourth of July festivities, Hot Summer Days, September 11 Remembrance, POW/MIA Recognition Day, Spookfest, Día de los Muertos, Veterans Day, Christmas Tree Lighting Ceremony, and Christmas Parade.
- Provided policy direction and took action on approximately **290** City matters, including adoption of **123 resolutions** addressing contracts, strategic initiatives, board and commission appointments, Memoranda of Understanding (MOUs), and other actions supporting City priorities.
- Adopted **seven ordinances** addressing key community and development priorities, including streamlining housing regulations and approving the Almond Acres and Parcel B Planned Unit Developments.

Performance Objectives/Projects to be Delivered in FY 2026-27

- Advance implementation of the 2025–2030 Strategic Plan by aligning Council policy direction, budget decisions, and funding priorities with adopted goals and objectives.
- Expand district-based community outreach and engagement to encourage broad geographic representation and civic participation among Soledad residents.
- Strengthen relationships with state and federal legislators, regional agencies, and community partners to advocate for Soledad's priorities and pursue funding and policy support.
- Guide investments in City facilities to improve safety, accessibility, functionality, and the long-term condition of public buildings and infrastructure.
- Collaborate with the Soledad Unified School District to improve pedestrian and traffic safety around local schools through coordinated planning and improvements such as crosswalks, signage, and traffic-calming measures.
- Review and consider a Development Agreement for the Miramonte Specific Plan addressing infrastructure financing, development impact fees, assessment and special taxing districts, and implementation of an Affordable Housing Plan.
- Update and consolidate the City Council's rules, policies, and procedures into a comprehensive Governance Manual that promotes consistent practices, clearly defines governance protocols, and incorporates municipal best practices.

		2023-2024 Total Budget	2023-2024 Total Activity	2024-2025 Total Budget	2024-2025 Total Activity	2025-2026 Total Budget	2025-2026 YTD Activity	Defined Budgets 2026-2027 2026-2027
Expense								
Department: 1000 - CITY COUNCIL								
ExpCategory: 51 - Salaries & Benefits								
100-1000-51100	SALARIES	14,937.00	12,822.31	22,219.00	24,870.54	26,189.97	31,950.75	21,690.00
100-1000-51200	SOCIAL SECURITY / MEDICARE	1,143.00	984.69	1,700.00	1,919.25	2,003.53	2,443.68	1,658.00
100-1000-51310	WORKERS COMP	24.00	53.63	24.00	605.63	771.00	758.97	771.00
	ExpCategory: 51 - Salaries & Benefits Total:	**16,104.00**	**13,860.63**	**23,943.00**	**27,395.42**	**28,964.50**	**35,153.40**	**24,119.00**
ExpCategory: 52 - Services & Supplies								
100-1000-52010	MEMBERSHIP DUES	53,200.00	46,993.88	48,421.00	39,321.54	47,471.00	71,346.81	58,347.00
100-1000-52040	OFFICE SUPPLIES	2,500.00	1,729.24	2,500.00	1,320.61	2,500.00	1,680.14	2,000.00
100-1000-52070	FOOD SERVICES	1,000.00	449.91	1,000.00	1,409.29	1,000.00	1,397.12	1,300.00
100-1000-52091	TRAVEL, MEETINGS & TRAINING	10,000.00	4,981.85	10,000.00	20,228.75	10,000.00	12,886.69	10,000.00
100-1000-52105	SPECIAL EVENTS	0.00	0.00	0.00	0.00	10,000.00	0.00	6,000.00
100-1000-52115	SUNDRY	200.00	0.00	200.00	36.72	200.00	126.63	
100-1000-52125	COUNCIL GRANTS	37,000.00	18,417.59	27,000.00	11,100.00	5,000.00	5,000.00	5,000.00
100-1000-52200	PROFESSIONAL SERVICES/FEES	10,000.00	21,280.44	30,000.00	30,093.64	25,000.00	13,014.70	20,000.00
100-1000-52415	CELLULAR PHONE	0.00	841.60	1,500.00	4,150.02	1,500.00	3,047.69	2,500.00
	ExpCategory: 52 - Services & Supplies Total:	**113,900.00**	**94,694.51**	**120,621.00**	**107,660.57**	**102,671.00**	**108,499.78**	**105,147.00**
ExpCategory: 57 - Capital Outlay								
100-1000-57000	CAPITAL OUTLAY - IMPROVEM...	0.00	617.06	0.00	0.00	0.00	0.00	
100-1000-57100	CAPITAL OUTLAY - COMPUTER	0.00	6,965.72	0.00	0.00	0.00	1,480.63	
	ExpCategory: 57 - Capital Outlay Total:	**0.00**	**7,582.78**	**0.00**	**0.00**	**0.00**	**1,480.63**	**0.00**
	Department: 1000 - CITY COUNCIL Total:	**130,004.00**	**116,137.92**	**144,564.00**	**135,055.99**	**131,635.50**	**145,133.81**	**129,266.00**

FY 2026-27 BUDGET NARRATIVE

Name of Activity: City Manager/City Clerk

Account # 100-1100

Funding Source: General Fund

Budget Overview

The City Manager serves as the Chief Executive Officer of the City of Soledad and as Executive Director of the Soledad Successor Agency to the Former Redevelopment Agency. Appointed by the City Council, the City Manager is responsible for the overall administration of City operations, implementation of City Council policies and priorities, enforcement of municipal ordinances and applicable state and federal laws, and the effective delivery of public services. The City Manager also serves as the City Clerk, with support from the Deputy City Clerk/Executive Assistant.

In March 2026, the City Council approved the addition of an Assistant City Manager, who also serves as the City's Finance Director. This organizational change allowed the City to eliminate its contracted Finance Director services and redirect those funds toward a full-time, in-house leadership position. The Assistant City Manager oversees the City's internal and administrative functions, including Finance, Human Resources, Information Technology, and Community Engagement. The City Manager provides executive oversight of Public Works, Community and Economic Development, Parks and Recreation, Police, and Fire, while maintaining overall responsibility for the City organization.

The FY 2026–2027 City Manager's Office budget is $521,687 and includes salaries and benefits for the City Manager, Assistant City Manager, and Deputy City Clerk/Executive Assistant. The budget also supports election costs, public notices and ordinance publication, and citywide community events.

The increase in the City Manager's Office budget compared with the prior year primarily reflects the addition of the Assistant City Manager position. This increase is partially offset by a corresponding reduction in the Finance Department budget resulting from the elimination of contracted Finance Director services. This restructuring strengthens in-house administrative and financial management capacity while making more efficient use of existing resources.

FY 2025-26 Budget Accomplishments (All staff members of the team)

- Guided the development and adoption of the 2025–2030 Strategic Plan and Parks and Recreation Master Plan, establishing long-term priorities for City services, infrastructure, and community investment.

- Advanced key economic development initiatives, including the continued development of Soledad Marketplace and efforts to attract new retailers, including a potential Ross Dress for Less store.
- Strengthened partnerships with economic development organizations such as Monarch SBDC, the Soledad Chamber of Commerce, and El Pájaro CDC to expand technical assistance and resources available to local small businesses and entrepreneurs.
- Coordinated the City's grant-writing efforts, resulting in the award of nearly **$5 million in grant funding** to support City programs, infrastructure, and community priorities.
- Led the City's response to the Central Coast Regional Water Quality Control Board's proposed forced sewer consolidation, coordinating the City's technical, legal, financial, and operational review to protect the interests of the City and its utility ratepayers.
- Successfully administered the City's responsibilities for the June 2, 2026 Primary Election, ensuring a transparent and orderly election process.
- Coordinated highly successful City-led community events that attracted several thousand participants and strengthened community engagement and civic pride.
- Guided major facility and infrastructure improvements, including completion of the Fire Apparatus Bay and Vehicle Storage Building, HVAC repairs at the Community Center, and improvements to City Hall, wells and the Water Reclamation Facility.
- Supported the comprehensive update and adoption of the City's Personnel Rules and Regulations Manual, modernizing personnel policies and strengthening organizational effectiveness.
- Oversaw major information technology and cybersecurity infrastructure upgrades, including installation of new servers at City Hall, the Police Department, and the Water Reclamation Facility.
- Closely monitored departmental expenditures and reinforced fiscal discipline throughout the organization, generating savings that reduced the amount of General Fund reserves required to balance the FY 2025–2026 budget.

Performance Objectives/Projects to be Delivered in FY 2026-27

- Implement necessary **FY 2026–2027 budget reductions** to address the funding shortfall resulting from the failure of Measure A, while closely monitoring revenues and expenditures to minimize the use of General Fund reserves. Begin development of a **two-year budget for FY 2027–2029** to improve long-term financial planning and manage fiscal uncertainty.
- Continue to **aggressively pursue grant funding**, with an increased emphasis on public safety, infrastructure, and other high-priority community needs.
- Identify and evaluate **alternative and sustainable funding sources for public safety**, with the goal of restoring frozen police officer positions as fiscal conditions allow.
- Complete a **citywide facilities assessment** to identify and prioritize long-term maintenance and capital needs. Evaluate financing options for improvements to City Hall, including a potential rooftop solar project coordinated with necessary roof and HVAC improvements.

- Conduct a **fair, transparent, and legally compliant 2026 municipal election**, ensuring public confidence and adherence to all applicable election requirements.
- Improve government transparency and public participation by expanding access to public records and continuing investments in City Council audiovisual technology and real-time language translation services.
- Support the Police Department leadership transition while maintaining organizational stability and advancing a community policing model focused on public trust, responsiveness, and community safety.
- Implement a **citywide leadership development and succession planning program** to strengthen the City's leadership pipeline, develop emerging leaders, and prepare employees for future advancement opportunities. Incorporate peer-learning circles, mentorship, and cross-departmental collaboration to strengthen teamwork, knowledge sharing, and organizational effectiveness.
- Advance priority economic development initiatives, including efforts to facilitate development of a new hotel and attract additional retail and commercial investment.
- Lead negotiations to complete the **Miramonte Development Agreement**, including resolution of development impact fees, affordable housing requirements, infrastructure obligations, and other key development terms.
- Expand the City's capacity to implement City Council priorities and major capital projects by securing grants, leveraging alternative financing tools, and developing strategic public-private partnerships.

		2023-2024 Total Budget	2023-2024 Total Activity	2024-2025 Total Budget	2024-2025 Total Activity	2025-2026 Total Budget	2025-2026 YTD Activity	Defined Budgets 2026-2027 2026-2027
Department: 1100 - CITY MANAGER								
ExpCategory: 51 - Salaries & Benefits								
100-1100-51100	SALARIES	108,870.00	160,990.03	168,320.00	168,867.17	172,853.72	175,228.87	274,254.00
100-1100-51130	OVERTIME	0.00	4,750.05	0.00	6,964.19	5,000.00	4,962.38	2,500.00
100-1100-51140	CERTIFICATES	3,995.00	1,151.05	3,995.00	1,201.54	4,509.82	1,244.43	1,237.00
100-1100-51150	CAR ALLOWANCE	0.00	6,000.02	0.00	6,023.09	0.00	11,201.96	6,155.00
100-1100-51200	SOCIAL SECURITY / MEDICARE	8,383.00	12,505.60	13,182.00	11,551.90	13,568.31	12,006.10	21,546.00
100-1100-51210	PERS-PENSION	21,916.00	16,452.48	34,463.00	21,369.05	35,472.71	24,729.86	56,329.00
100-1100-51220	BENEFITS	0.00	917.93	0.00	7,656.95	0.00	7,649.96	
100-1100-51225	DEFERRED COMPENSATION	0.00	0.00	0.00	0.00	0.00	0.00	11,129.00
100-1100-51230	INSURANCE-MED,DEN,VISION	19,777.00	18,899.37	18,729.00	19,388.60	18,744.00	19,384.61	18,596.00
100-1100-51265	LTD & AD&D	602.00	0.00	908.00	0.00	936.26	0.00	341.00
100-1100-51310	WORKERS COMP	220.00	491.64	0.00	109.85	0.00	0.00	
	ExpCategory: 51 - Salaries & Benefits Total:	**163,763.00**	**222,158.17**	**239,597.00**	**243,132.34**	**251,084.82**	**256,408.17**	**392,087.00**
ExpCategory: 52 - Services & Supplies								
100-1100-52010	MEMBERSHIP DUES	1,400.00	0.00	1,400.00	19,212.03	1,600.00	2,595.00	2,500.00
100-1100-52015	SUBSCRIPTIONS	1,750.00	569.70	1,750.00	1,357.75	1,750.00	565.54	500.00
100-1100-52020	MUNICIPAL CODE UPDATES	1,500.00	0.00	1,500.00	0.00	1,500.00	3,772.09	1,500.00
100-1100-52030	ORDINANCE & PUBLISHINGS	5,000.00	10,645.55	10,000.00	5,710.86	7,500.00	0.00	1,500.00
100-1100-52040	OFFICE SUPPLIES	3,000.00	2,073.30	3,000.00	2,706.58	3,000.00	2,985.84	3,000.00
100-1100-52070	FOOD SERVICES	1,300.00	445.74	1,300.00	1,905.47	1,300.00	3,114.87	2,000.00
100-1100-52085	FUEL	0.00	186.98	0.00	0.00	0.00	0.00	
100-1100-52091	TRAVEL, MEETINGS & TRAINING	6,000.00	5,737.96	7,000.00	15,515.72	9,800.00	7,055.29	7,300.00
100-1100-52105	SPECIAL EVENTS	0.00	0.00	0.00	0.00	0.00	83.19	
100-1100-52110	RECRUITMENT & ADVERTISME...	0.00	0.00	0.00	39.72	0.00	0.00	
100-1100-52115	SUNDRY	1,000.00	66.74	1,000.00	817.06	1,000.00	395.50	
100-1100-52200	PROFESSIONAL SERVICES/FEES	10,000.00	77,377.28	10,000.00	24,636.45	10,000.00	4,570.65	33,000.00
100-1100-52220	ELECTION SERVICES	0.00	77,049.15	80,000.00	28,857.36	80,000.00	-50.00	75,000.00
100-1100-52240	IT SERVICES	2,000.00	0.00	2,000.00	0.00	0.00	0.00	
100-1100-52415	CELLULAR PHONE	750.00	2,563.41	1,500.00	1,304.06	1,500.00	1,371.62	1,300.00
	ExpCategory: 52 - Services & Supplies Total:	**33,700.00**	**176,715.81**	**120,450.00**	**102,063.06**	**118,950.00**	**26,459.59**	**127,600.00**

		2023-2024 Total Budget	2023-2024 Total Activity	2024-2025 Total Budget	2024-2025 Total Activity	2025-2026 Total Budget	2025-2026 YTD Activity	Defined Budgets 2026-2027 2026-2027
ExpCategory: 57 - Capital Outlay								
100-1100-57100	CAPITAL OUTLAY - COMPUTER	1,500.00	1,163.28	1,500.00	278.00	0.00	0.00	2,000.00
	ExpCategory: 57 - Capital Outlay Total:	**1,500.00**	**1,163.28**	**1,500.00**	**278.00**	**0.00**	**0.00**	**2,000.00**
	Department: 1100 - CITY MANAGER Total:	**198,963.00**	**400,037.26**	**361,547.00**	**345,473.40**	**370,034.82**	**282,867.76**	**521,687.00**

FY 2026-27 BUDGET NARRATIVE

Name of Activity: City Attorney

Account # 100-5140

Funding Source: General Fund

Budget Overview

The City contracts for legal services through an appointed City Attorney, who provides legal counsel to the City Council, boards, commissions, and staff. The attorney's responsibilities include drafting and reviewing ordinances, resolutions, contracts, and policies, advising on legal matters, responding to claims, and representing the City in legal or administrative proceedings.

This budget primarily funds the City Attorney's contract, with some legal service costs allocated to Enterprise Funds or developer-funded accounts for services related to specific development projects. In response to the City's projected budget shortfall, the FY 2026–27 City Attorney budget was reduced by $20,000 compared with FY 2025–26. The City Attorney, City Manager, and staff will continue to work collaboratively to prioritize legal needs, utilize legal services efficiently, and manage costs while ensuring the City receives necessary legal guidance and representation.

FY2025-26 Budget Accomplishments

- Guided the City through the Surplus Land Act process to facilitate the future redevelopment of vacant and underutilized City-owned properties.
- Advised the City on the comprehensive update of the Personnel Rules and Regulations Manual, culminating in adoption by the City Council.
- Provided legal guidance on significant real estate and development matters, including the Exclusive Negotiating Agreement for 540 Gabilan, the development impact fee agreement for the School District Workforce Housing Project, and the Purchase and Sale Agreement for 1232 Monterey Street.
- Led the development of an amicus brief related to the proposed development of an ICE facility outside the City of Gilroy.
- Provided key legal support for the entitlement and development review processes for the Almond Acres and Parcel B projects.

Performance Objectives/Projects to be Delivered in FY 2026-27

- Support the negotiation of a Development Agreement to implement the Miramonte Specific Plan. *Legal costs associated with this work will be funded by the project developer.*

- Assist the City Council Subcommittee with reviewing and updating the Council Rules and Procedures to improve clarity, consistency, and alignment with applicable laws and best practices.
- Provide legal review and guidance for the General Plan Update and associated Environmental Impact Report (EIR).
- Guide staff in updating the Soledad Municipal Code to strengthen code enforcement tools and procedures, and coordinate with specialized outside counsel on nuisance abatement, receivership, and other enforcement actions involving the City's most problematic properties.
- Advise and represent the City throughout the Hacienda Apartments forced sewer consolidation process, including regulatory, legal, financial, and interagency matters.

		2023-2024 Total Budget	2023-2024 Total Activity	2024-2025 Total Budget	2024-2025 Total Activity	2025-2026 Total Budget	2025-2026 YTD Activity	Defined Budgets 2026-2027 2026-2027
Department: 1150 - CITY ATTORNEY								
ExpCategory: 52 - Services & Supplies								
100-1150-52215	ATTORNEY SERVICES	185,000.00	162,697.80	185,000.00	129,157.00	185,000.00	141,361.50	165,000.00
	ExpCategory: 52 - Services & Supplies Total:	**185,000.00**	**162,697.80**	**185,000.00**	**129,157.00**	**185,000.00**	**141,361.50**	**165,000.00**
	Department: 1150 - CITY ATTORNEY Total:	**185,000.00**	**162,697.80**	**185,000.00**	**129,157.00**	**185,000.00**	**141,361.50**	**165,000.00**

FY 2026-27 BUDGET NARRATIVE

Name of Activity: Community and Economic Development/Planning

Account # 100-1200

Funding Source: General Fund
The functions of the "building division" are budgeted in a separate unit (5160).

Budget Overview

The **Community and Economic Development Department (CEDD)** is dedicated to fostering inclusive growth, enhancing quality of life, and advancing sustainable prosperity across the City. Through strategic planning, collaborative partnerships, and forward-thinking initiatives, the department empowers residents, businesses, and organizations to thrive—building a vibrant, resilient local economy.

CEDD is responsible for the City's **planning and zoning**, **housing**, and **economic development** functions. The department is organized into the following core divisions:

- Planning
- Building
- Economic Development
- Housing

The Community & Economic Development Department (CEDD) is staffed by seven full-time employees and one part-time employee. The department generates revenue primarily through planning entitlement and permitting fees, which help offset operational and staffing costs—particularly within the Building Division. In addition to fee-based revenue, CEDD actively secures and manages grant funding, including the administration of the Community Development Block Grant (CDBG) Program and a variety of housing assistance programs, which support the City's affordable housing and community development goals. This budget also provides funding for the Planning Commission, which is composed of five appointed members, and includes support for stipends and ongoing training to ensure effective and informed decision-making.

The recommended budget for the department is **$947,965**. This year's budget reflects strategic cost savings through reductions in training and consultant expenditures, while continuing to support core operations and priority initiatives through grants.

FY 2025-26 Budget Accomplishments

Over the past year, the Community and Economic Development Department achieved several significant milestones that advanced the City's housing, economic development, and community revitalization goals. The City adopted three housing ordinances to remove regulatory barriers and encourage infill development and executed an Exclusive Negotiating Agreement with Eden

Housing for the redevelopment of 540 Gabilan Street, which could provide up to 143 units of affordable housing. The Department also entitled **128 new housing units** through the Parcel B and Almond Acres developments and facilitated new commercial investment, including **Tractor Supply, Wingstop, and Quick Quack Car Wash**. Community improvement efforts included completion of a new public art mural at the Fire Apparatus Bay, funded through a $40,000 Monterey County grant. The Department also completed **El Sendero**, a 16-bed interim housing facility, helped permanently house **14 former Salinas Riverbed residents**, and supported cleanup efforts that removed approximately 380 tons of debris from the riverbed.

Performance Objectives & Key Projects for FY 2026–27

The Community & Economic Development Department will focus on the following strategic objectives and projects in the upcoming fiscal year:

- Complete the General Plan Updates to align long-term planning efforts with community priorities and state requirements.
- Facilitate redevelopment of vacant or underutilized city property.
- Conduct a Nexus Study to support the implementation of a new General Plan Maintenance Fee, ensuring sustained funding for future updates.
- Advance the "Container Village" Project and facilitate continued build-out of the Soledad Marketplace, supporting local economic growth and small business development.
- Assist Sendero participants in securing housing by fiscal year-end.
- Completed the Development Agreement and update the associated Development Impact fees for the Miramonte Specific Plan.
- Implement the First-Time Homebuyer Program to expand access to homeownership for local residents.

		2023-2024 Total Budget	2023-2024 Total Activity	2024-2025 Total Budget	2024-2025 Total Activity	2025-2026 Total Budget	2025-2026 YTD Activity	Defined Budgets 2026-2027 2026-2027
Department: 1200 - PLANNING/COMM DEVELO								
ExpCategory: 51 - Salaries & Benefits								
100-1200-51100	SALARIES	262,328.00	303,348.23	521,835.00	264,791.26	473,059.00	409,856.30	509,678.00
100-1200-51120	PLANNING COMMISION	9,000.00	4,800.00	9,000.00	1,800.00	6,750.00	2,550.00	6,750.00
100-1200-51130	OVERTIME	1,000.00	1,679.45	0.00	3,003.61	0.00	0.00	
100-1200-51140	CERTIFICATES	0.00	2,331.57	0.00	1,959.62	0.00	11.08	
100-1200-51200	SOCIAL SECURITY / MEDICARE	20,300.00	22,755.55	39,920.00	28,392.85	39,207.00	30,554.79	38,990.00
100-1200-51210	PERS-PENSION	53,073.00	40,388.43	104,367.00	65,863.63	102,501.00	71,319.69	101,936.00
100-1200-51220	BENEFITS	0.00	1,817.35	0.00	2,226.21	0.00	2,557.32	
100-1200-51230	INSURANCE-MED,DEN,VISION	39,438.00	29,461.86	46,002.00	31,544.17	42,722.00	36,220.88	45,177.00
100-1200-51265	LTD & AD&D	1,862.00	0.00	3,225.00	0.00	3,150.00	0.00	1,457.92
100-1200-51300	UNEMPLOYMENT INSURANCE	0.00	0.00	0.00	3,058.00	0.00	0.00	
100-1200-51310	WORKERS COMP	1,085.00	2,424.66	1,085.00	1,674.04	1,803.00	1,774.85	1,803.00
	ExpCategory: 51 - Salaries & Benefits Total:	**388,086.00**	**409,007.10**	**725,434.00**	**404,313.39**	**669,192.00**	**554,844.91**	**705,791.92**
ExpCategory: 52 - Services & Supplies								
100-1200-52010	MEMBERSHIP DUES	6,955.00	6,225.50	7,248.00	8,395.00	16,248.00	675.00	10,348.00
100-1200-52030	ORDINANCE & PUBLISHINGS	2,000.00	8,305.66	3,100.00	3,419.26	3,100.00	6,690.67	5,000.00
100-1200-52040	OFFICE SUPPLIES	2,500.00	1,805.38	2,500.00	1,149.93	2,500.00	3,055.69	2,500.00
100-1200-52041	OPERATIONAL SUPPLIES	0.00	0.00	0.00	2,169.43	0.00	881.61	500.00
100-1200-52042	POSTAGE, SHIPPING & FREIGHT	100.00	61.41	100.00	79.08	100.00	0.00	
100-1200-52052	SAFETY EQUIPMENT	300.00	349.26	350.00	0.00	350.00	0.00	
100-1200-52091	TRAVEL, MEETINGS & TRAINING	18,000.00	6,775.08	11,625.00	9,902.97	7,125.00	7,198.46	7,125.00
100-1200-52105	SPECIAL EVENTS	1,000.00	3,077.32	15,000.00	13,597.53	10,000.00	12,852.74	10,000.00
100-1200-52200	PROFESSIONAL SERVICES/FEES	532,500.00	319,894.45	395,000.00	242,638.94	270,000.00	436,866.23	175,000.00
100-1200-52240	IT SERVICES	0.00	0.00	0.00	1,019.17	0.00	0.00	
100-1200-52400	UTILITIES	10,000.00	11,311.06	11,000.00	15,627.86	11,000.00	16,337.42	16,000.00
100-1200-52415	CELLULAR PHONE	1,600.00	3,463.53	3,000.00	5,396.64	3,000.00	3,806.00	3,800.00
100-1200-52518	FACILITIES EXPENSE	4,000.00	15,934.50	4,000.00	4,534.66	4,000.00	4,117.71	3,500.00
100-1200-52520	MAINTENANCE AGREEMENTS	14,000.00	11,785.00	10,000.00	8,787.33	400.00	8,384.92	6,400.00
100-1200-52525	REPAIRS & MAINTENANCE SUP...	2,000.00	1,359.43	2,000.00	2,128.26	2,000.00	317.22	2,000.00
	ExpCategory: 52 - Services & Supplies Total:	**594,955.00**	**390,347.58**	**464,923.00**	**318,846.06**	**329,823.00**	**501,183.67**	**242,173.00**

		2023-2024 Total Budget	2023-2024 Total Activity	2024-2025 Total Budget	2024-2025 Total Activity	2025-2026 Total Budget	2025-2026 YTD Activity	Defined Budgets 2026-2027 2026-2027
ExpCategory: 57 - Capital Outlay								
100-1200-57100	CAPITAL OUTLAY - COMPUTER	0.00	4,302.34	0.00	4,519.54	0.00	2,961.25	
	ExpCategory: 57 - Capital Outlay Total:	**0.00**	**4,302.34**	**0.00**	**4,519.54**	**0.00**	**2,961.25**	**0.00**
	Department: 1200 - PLANNING/COMM DEVELO Total:	**983,041.00**	**803,657.02**	**1,190,357.00**	**727,678.99**	**999,015.00**	**1,058,989.83**	**947,964.92**

FY 2026-27 BUDGET NARRATIVE

Name of Activity: Building/Development Services

Account # 100-1250

Funding Source: General Fund

Budget Overview

The Building Division operates within the Community and Economic Development Department and is responsible for reviewing construction plans, issuing building permits, conducting inspections, and ensuring compliance with the California Building Code. Building Official services are provided through a contract with CSG Consultants, a private firm specializing in municipal building services.

Division staffing includes one full-time Development Services Technician and one part-time clerical assistant. A second Development Services Technician assigned to Planning provides backup support for Building Division operations. The budget also supports SmartGov, the City's permit tracking system, which improves operational efficiency, enhances transparency, and expands digital access to permits and records. The City continues to rely on consultant support for building plan review, inspections, and Building Official services.

Project applicants are required to pay direct service fees, including plan review and inspection fees. As part of the City's commitment to financial sustainability, building permit fees were updated in FY 2025–26 to improve cost recovery for services provided. Given ongoing budget constraints, additional review is needed in FY 2026–27 to ensure the General Fund is not subsidizing permitting services.

The recommended baseline budget for the Building Division in FY 2026–27 is **$446,319**, with continued emphasis on improving cost recovery and aligning service costs with applicable fees.

FY 2025-26 Budget Accomplishments

During FY 2025–26, the Building Division supported the delivery of several major development projects.

- **Commercial Development:** Issued permits and completed inspections that supported the successful openings of **Tractor Supply** and **Wingstop**.
- **Retail Expansion:** Issued permits for the new Quick Quack Car Wash and three new downtown storefronts: Higher Higher Limitz Barbershop, Oasis Water Store, and Ricosita's Ice Cream.

- **Residential Growth:**
  - Issued **23 Accessory Dwelling Unit (ADU) permits.**
  - Finalized construction and occupancy of **42 new housing units**.
  - Issued permits for the City's first SB 9 housing project.

<u>Performance Objectives/Projects to be Delivered in FY 2026–27</u>

Projected Permit Activity:

- **Single-Family Dwellings:** 200
- **Multi-Family Units:** 40
- **Solar and Over-the-Counter Permits:** 80
- **Commercial Projects:** 4
- **Estimated Total Inspections:** 1,000

Strategic Objectives:

- Maintain and enhance the SmartGov online database to improve document storage, permit tracking, records management, and public access to information.
- Continue streamlining the permit process for both staff and applicants to reduce processing times, improve coordination, and enhance customer service.
- Review building permit fees to ensure appropriate cost recovery and consistent application of adopted fee schedules.
- Complete final inspections and issue a certificate of occupancy for the School Housing Project.
- Conduct a customer satisfaction survey to evaluate the permitting experience, identify opportunities for improvement, and guide future service enhancements.
- Explore development of an expedited permitting incentive program for priority economic development projects, such as a new hotel, to reduce processing timelines, encourage private investment, and attract targeted development to the City.

		2023-2024 Total Budget	2023-2024 Total Activity	2024-2025 Total Budget	2024-2025 Total Activity	2025-2026 Total Budget	2025-2026 YTD Activity	Defined Budgets 2026-2027 2026-2027
Department: 1250 - BUILDING/DEVELOPMENT								
ExpCategory: 51 - Salaries & Benefits								
100-1250-51100	SALARIES	158,415.00	93,848.91	100,359.00	98,691.06	134,088.37	210,361.89	138,835.00
100-1250-51130	OVERTIME	0.00	154.99	0.00	110.36	0.00	4,097.41	500.00
100-1250-51140	CERTIFICATES	0.00	0.00	0.00	0.00	0.00	714.25	
100-1250-51200	SOCIAL SECURITY / MEDICARE	12,093.00	6,861.88	7,678.00	7,379.64	10,257.76	16,083.82	10,621.00
100-1250-51210	PERS-PENSION	31,614.00	16,636.99	20,072.00	15,034.49	26,817.67	28,451.15	27,767.00
100-1250-51220	BENEFITS	0.00	517.40	0.00	525.68	0.00	1,322.47	
100-1250-51230	INSURANCE-MED,DEN,VISION	25,834.00	9,016.80	9,017.00	9,136.84	11,820.00	11,549.17	13,002.00
100-1250-51265	LTD & AD&D	867.00	0.00	517.00	0.00	736.76	0.00	489.00
100-1250-51300	UNEMPLOYMENT INSURANCE	0.00	0.00	0.00	557.37	0.00	12.67	
100-1250-51310	WORKERS COMP	145.00	324.03	145.00	2,665.10	145.00	60.57	145.00
	ExpCategory: 51 - Salaries & Benefits Total:	**228,968.00**	**127,361.00**	**137,788.00**	**134,100.54**	**183,865.56**	**272,653.40**	**191,359.00**
ExpCategory: 52 - Services & Supplies								
100-1250-52010	MEMBERSHIP DUES	0.00	0.00	360.00	0.00	360.00	170.00	360.00
100-1250-52025	BUILDING CODES UPDATES	2,000.00	0.00	1,500.00	0.00	1,500.00	2,223.70	1,500.00
100-1250-52040	OFFICE SUPPLIES	1,000.00	1,366.48	1,000.00	1,179.10	1,000.00	1,222.32	1,000.00
100-1250-52051	TOOLS & MINOR EQUIPMENT	300.00	0.00	100.00	0.00	100.00	0.00	
100-1250-52085	FUEL	0.00	0.00	0.00	0.00	0.00	361.35	500.00
100-1250-52091	TRAVEL, MEETINGS & TRAINING	1,500.00	309.00	400.00	538.11	400.00	884.98	400.00
100-1250-52115	SUNDRY	300.00	60.00	0.00	0.00	0.00	0.00	
100-1250-52200	PROFESSIONAL SERVICES/FEES	149,500.00	189,245.96	210,000.00	154,660.11	210,000.00	353,832.07	250,000.00
100-1250-52310	LIABILITY INSURANCE	0.00	0.00	0.00	1,041.90	0.00	23.68	
100-1250-52415	CELLULAR PHONE	350.00	0.00	350.00	0.00	350.00	0.00	
100-1250-52518	FACILITIES EXPENSES	0.00	4,000.00	3,000.00	390.00	3,000.00	1,201.75	1,200.00
	ExpCategory: 52 - Services & Supplies Total:	**154,950.00**	**194,981.44**	**216,710.00**	**157,809.22**	**216,710.00**	**359,919.85**	**254,960.00**
ExpCategory: 57 - Capital Outlay								
100-1250-57100	CAPITAL OUTLAY - COMPUTER	0.00	0.00	500.00	0.00	0.00	0.00	
	ExpCategory: 57 - Capital Outlay Total:	**0.00**	**0.00**	**500.00**	**0.00**	**0.00**	**0.00**	**0.00**
	Department: 1250 - BUILDING/DEVELOPMENT Total:	**383,918.00**	**322,342.44**	**354,998.00**	**291,909.76**	**400,575.56**	**632,573.25**	**446,319.00**

FY 2026-27 BUDGET NARRATIVE

Name of Activity: Human Resources

Account # 100-1310

Funding Source: General Fund

Budget Overview

The Human Resources Department is staffed by a Human Resources Manager and a part-time Office Assistant (0.80 FTE). Some personnel costs are allocated to the City's Enterprise Funds. The Department handles a wide array of employee services, including recruitment and selection, performance evaluations, compensation and wage administration, benefits, health and wellness programs, mandated training, and employee recognition. The HR Manager also serves as the City's Risk Manager.

FY 2025-26 Budget Accomplishments

- Modernized the City's personnel policies by leading a comprehensive update of the Personnel Rules and Regulations Manual, culminating in adoption by the City Council.
- Strengthened workplace safety and regulatory compliance by providing ongoing employee training on the City's Injury and Illness Prevention Program (IIPP) and Workplace Violence Prevention Plan (WVPP).
- Improved Police Department recruitment and promotional practices by partnering with the Department to standardize testing and selection processes, enhancing consistency, fairness, and transparency.

Performance Objectives/Projects to be Delivered in FY 2026-27

- Successfully negotiate successor labor agreements with the City's three recognized employee organizations while balancing workforce needs, competitive compensation, and the City's long-term fiscal sustainability.
- Develop a comprehensive citywide employee safety program to strengthen workplace safety, reduce injuries and claims, improve training, and ensure compliance with applicable regulatory requirements.
- Redesign the City's employee performance evaluation system to establish clearer performance expectations, provide meaningful employee feedback, support professional development, and improve accountability.
- Establish workforce performance metrics to track employee turnover, vacancies, recruitment timelines, and other key trends to better identify and address workforce challenges.

- Develop employee recruitment and retention strategies to strengthen the City's ability to attract, develop, and retain a qualified and high-performing workforce.
- Continue targeted recruitment efforts to fill critical vacancies and reduce the operational impacts of prolonged vacancies across City departments.

		2023-2024 Total Budget	2023-2024 Total Activity	2024-2025 Total Budget	2024-2025 Total Activity	2025-2026 Total Budget	2025-2026 YTD Activity	Defined Budgets 2026-2027 2026-2027
Department: 1310 - HUMAN RESOURCES								
ExpCategory: 51 - Salaries & Benefits								
100-1310-51100	SALARIES	82,936.00	75,761.09	84,014.00	88,391.48	86,185.93	92,948.86	89,998.00
100-1310-51130	OVERTIME	0.00	0.00	0.00	0.00	0.00	105.73	
100-1310-51200	SOCIAL SECURITY / MEDICARE	6,345.00	5,233.90	6,427.00	6,056.14	6,593.22	5,857.13	6,885.00
100-1310-51210	PERS-PENSION	16,587.00	11,933.79	16,803.00	14,509.86	17,237.19	15,149.91	18,000.00
100-1310-51220	BENEFITS	0.00	397.02	0.00	581.74	0.00	647.89	
100-1310-51230	INSURANCE-MED,DEN,VISION	20,250.00	9,402.73	9,476.00	17,510.03	19,000.00	19,100.11	20,900.00
100-1310-51265	LTD & AD&D	681.00	0.00	400.00	0.00	603.72	0.00	220.00
100-1310-51300	UNEMPLOYMENT INSURANCE	0.00	0.00	0.00	278.75	0.00	6.34	
100-1310-51310	WORKERS COMP	93.00	207.83	93.00	1,789.82	493.00	515.59	493.00
	ExpCategory: 51 - Salaries & Benefits Total:	**126,892.00**	**102,936.36**	**117,213.00**	**129,117.82**	**130,113.06**	**134,331.56**	**136,496.00**
ExpCategory: 52 - Services & Supplies								
100-1310-52010	MEMBERSHIP DUES	1,580.00	120.00	1,580.00	0.00	1,580.00	130.00	1,350.00
100-1310-52040	OFFICE SUPPLIES	500.00	1,200.64	500.00	292.75	500.00	327.34	300.00
100-1310-52075	IRS TAXES	0.00	183.00	0.00	202.86	0.00	232.49	250.00
100-1310-52091	TRAVEL, MEETINGS & TRAINING	1,500.00	6,077.27	1,500.00	1,291.62	1,500.00	0.00	750.00
100-1310-52100	EMPLOYEE FUNCTIONS	5,000.00	5,863.57	5,000.00	4,327.12	5,000.00	4,927.02	5,000.00
100-1310-52110	RECRUITMENT & ADVERTISEM...	5,000.00	3,430.51	5,000.00	3,098.00	5,000.00	1,970.00	2,000.00
100-1310-52200	PROFESSIONAL SERVICES/FEES	54,500.00	40,287.58	54,500.00	55,576.88	37,500.00	24,873.16	26,500.00
100-1310-52230	LEASE CONTRACTS	2,000.00	1,100.00	2,000.00	1,100.00	2,000.00	819.44	1,000.00
100-1310-52310	LIABILITY INSURANCE	0.00	0.00	0.00	520.97	0.00	11.84	
	ExpCategory: 52 - Services & Supplies Total:	**70,080.00**	**58,262.57**	**70,080.00**	**66,410.20**	**53,080.00**	**33,291.29**	**37,150.00**
ExpCategory: 57 - Capital Outlay								
100-1310-57100	CAPITAL OUTLAY - COMPUTER	0.00	42.47	0.00	0.00	0.00	0.00	
	ExpCategory: 57 - Capital Outlay Total:	**0.00**	**42.47**	**0.00**	**0.00**	**0.00**	**0.00**	**0.00**
	Department: 1310 - HUMAN RESOURCES Total:	**196,972.00**	**161,241.40**	**187,293.00**	**195,528.02**	**183,193.06**	**167,622.85**	**173,646.00**

FY 2026-27 BUDGET NARRATIVE

Name of Activity: Information Technology

Account # 100-1320

Funding Source: General Fund

Budget Overview

The Information Technology (IT) Department provides the technology infrastructure and support necessary for the City to deliver reliable, secure, and efficient services. The Department is authorized for one full-time IT Manager and one full-time IT Technician, with a portion of personnel costs allocated to the City's Enterprise Funds based on services provided. Due to the City's budget shortfall, the vacant IT Manager position will remain frozen in FY 2026–27.

The Department is responsible for maintaining and supporting the City's network infrastructure, servers, computers, software, telecommunications systems, and other technology resources. IT also provides technical assistance to all City departments through help desk services and plays a critical role in protecting City systems and data through cybersecurity and technology management.

Given the number and complexity of major technology projects currently underway, the City supplements its internal IT capacity with contracted professional IT services. This support has been essential to implementing significant infrastructure and system improvements initiated in FY 2025–26, many of which will continue into FY 2026–27. Contract support will be particularly important while the IT Manager position remains vacant.

Under the direction of the Assistant City Manager, the IT Department also provides technical support for the City's efforts to expand high-speed internet access within the community, including broadband infrastructure planning, coordination with regional partners, and support for grant-funded projects.

FY 2025–26 Budget Accomplishments

- Modernized the City's server infrastructure through the installation of new servers at City Hall, the Police Department, and the Water Reclamation Facility, improving system reliability and supporting future technology needs.
- Launched a new City website, improving public access to City information, programs, services, and online resources.
- Completed the design of upgraded network and IT infrastructure at City Hall to support improved connectivity, reliability, and cybersecurity.

- Implemented TeamViewer for remote IT support, allowing staff to troubleshoot and resolve technology issues more efficiently across City facilities.

Performance Objectives/Projects to Be Delivered in FY 2026–27

- Complete installation of new servers and network cabling at City Hall to improve system performance, reliability, and security.
- Deploy new SCADA servers at the Orchard Lane Park Splash Pad to improve monitoring and operational reliability of the facility.
- Upgrade the City Council meeting broadcast system to improve the quality, reliability, and accessibility of public meeting broadcasts.
- Establish a wireless point-to-point connection at Little League Park to improve internet connectivity and support City and recreational operations at the facility.
- Complete a comprehensive inventory of City software licenses, digital certificates, system credentials, and other critical IT assets to strengthen technology management, cybersecurity, and business continuity.

		2023-2024 Total Budget	2023-2024 Total Activity	2024-2025 Total Budget	2024-2025 Total Activity	2025-2026 Total Budget	2025-2026 YTD Activity	Defined Budgets 2026-2027 2026-2027
Department: 1320 - INFORMATION TECHNOLO								
ExpCategory: 51 - Salaries & Benefits								
100-1320-51100	SALARIES	84,709.00	87,611.40	92,382.00	54,891.43	92,975.70	33,294.40	33,880.00
100-1320-51130	OVERTIME	0.00	565.15	0.00	601.10	0.00	3,100.29	
100-1320-51140	CERTIFICATES	0.00	0.00	0.00	412.18	0.00	579.86	
100-1320-51200	FICA	0.00	0.00	0.00	1,502.90	0.00	2,731.00	
100-1320-51203	SOCIAL SECURITY / MEDICARE	6,480.00	6,551.18	7,067.00	2,797.76	7,112.64	0.00	2,592.00
100-1320-51210	PERS-PENSION	16,942.00	11,728.86	18,476.00	9,858.98	18,595.14	9,760.05	6,776.00
100-1320-51220	BENEFITS	0.00	553.86	0.00	280.93	0.00	237.86	
100-1320-51230	INSURANCE-MED,DEN,VISION	7,776.00	7,213.33	7,213.00	3,960.03	7,206.00	3,625.41	3,960.00
100-1320-51267	LTD & AD&D	503.00	0.00	554.00	0.00	581.15	0.00	122.00
100-1320-51300	UNEMPLOYMENT INSURANCE	0.00	0.00	0.00	0.00	0.00	11,700.00	
100-1320-51310	WORKERS COMP	143.00	319.57	143.00	0.00	143.00	0.00	143.00
	ExpCategory: 51 - Salaries & Benefits Total:	**116,553.00**	**114,543.35**	**125,835.00**	**74,305.31**	**126,613.63**	**65,028.87**	**47,473.00**
ExpCategory: 52 - Services & Supplies								
100-1320-52040	OFFICE SUPPLIES	1,000.00	388.96	1,000.00	153.35	1,000.00	839.78	500.00
100-1320-52051	TOOLS & MINOR EQUIPMENT	1,250.00	2,161.01	1,250.00	9,326.62	1,250.00	7,189.40	2,500.00
100-1320-52091	TRAVEL, MEETINGS & TRAINING	2,145.00	1,332.78	2,145.00	731.27	2,145.00	611.11	750.00
100-1320-52115	SUNDRY	0.00	372.13	0.00	0.00	0.00	0.00	
100-1320-52200	PROFESSIONAL SERVICES/FEES	0.00	7,363.37	0.00	81,621.56	0.00	111,866.88	43,200.00
100-1320-52415	CELLULAR PHONE	150.00	1,804.69	150.00	658.70	150.00	1,934.39	2,000.00
100-1320-52520	MAINTENANCE AGREEMENTS	21,150.00	58,890.31	21,150.00	113,626.20	75,000.00	98,417.96	75,000.00
	ExpCategory: 52 - Services & Supplies Total:	**25,695.00**	**72,313.25**	**25,695.00**	**206,117.70**	**79,545.00**	**220,859.52**	**123,950.00**
ExpCategory: 57 - Capital Outlay								
100-1320-57100	CAPITAL OUTLAY - COMPUTER	45,500.00	18,987.38	35,500.00	50,110.81	72,500.00	12,123.23	10,000.00
	ExpCategory: 57 - Capital Outlay Total:	**45,500.00**	**18,987.38**	**35,500.00**	**50,110.81**	**72,500.00**	**12,123.23**	**10,000.00**
	Department: 1320 - INFORMATION TECHNOLO Total:	**187,748.00**	**205,843.98**	**187,030.00**	**330,533.82**	**278,658.63**	**298,011.62**	**181,423.00**

FY 2026-27 BUDGET NARRATIVE

Name of Activity: Finance Department

Account #100-1300

Funding Source: General Fund

Budget Overview

The total budget for the Finance Department for FY 2026–27 is **$111,164**. The Department is staffed by a Management Analyst, and two Customer Service Utility Billing Technicians, with portions of personnel costs allocated to other City funds. The Assistant City Manager also serves as the City Finance Director.

The Finance Department is charged with safeguarding City assets and maintaining accurate financial records in compliance with Generally Accepted Accounting Principles (GAAP). Responsibilities include the accounting of all City funds, including grant funds, and oversight of the annual audit conducted by independent auditors, in accordance with California State law.

FY 2025-26 Budget Accomplishments

- Generated more than **$2 million** in interest earnings across City funds, strengthening the City's financial position.
- Completed the Tyler Payments rollout, enabling online payments for business licenses, utility bills, and accounts receivable through the City's website while eliminating credit card fees and processing limits for utility payments.

Performance Objectives/Projects to be Delivered in FY 2026-27

- Complete a comprehensive Water and Sewer Rate Study and establish rates for the next five years.
- Oversee a Fees for Services Study to support full cost recovery for City services.
- Deliver quarterly financial reports to City Council.
- Continue staff training on the Incode 10 financial system to improve functionality and efficiency.
- Develop a grant tracking system to monitor reporting compliance, revenues, expenditures, and eligible City administrative time charged to grants.
- Complete the annual financial audit by November to meet State deadlines.

		2023-2024 Total Budget	2023-2024 Total Activity	2024-2025 Total Budget	2024-2025 Total Activity	2025-2026 Total Budget	2025-2026 YTD Activity	Defined Budgets 2026-2027 2026-2027
Department: 1300 - FINANCE DEPARTMENT								
ExpCategory: 51 - Salaries & Benefits								
100-1300-51100	SALARIES	40,643.00	39,866.06	46,583.00	50,751.78	49,277.49	48,751.66	51,767.00
100-1300-51130	OVERTIME	0.00	117.67	0.00	104.84	0.00	117.11	
100-1300-51140	CERTIFICATES	144.00	141.96	144.00	144.59	144.00	97.63	144.00
100-1300-51165	WORKERS COMP	298.00	665.94	298.00	66.90	0.00	0.00	
100-1300-51200	SOCIAL SECURITY / MEDICARE	3,120.00	2,795.35	3,575.00	3,721.69	3,780.74	3,536.80	3,971.00
100-1300-51210	PERS-PENSION	8,157.00	5,422.75	9,345.00	7,238.05	9,884.30	7,605.51	10,382.00
100-1300-51220	BENEFITS	0.00	281.42	0.00	353.33	0.00	555.95	
100-1300-51230	INSURANCE-MED,DEN,VISION	10,021.00	6,674.52	5,594.00	6,155.24	5,628.00	6,011.11	6,166.00
100-1300-51265	LTD & AD&D	298.00	0.00	314.00	0.00	335.24	0.00	205.00
100-1300-51310	WORKERS COMP (NON TAX)	0.00	0.00	0.00	368.81	469.00	461.68	469.00
	ExpCategory: 51 - Salaries & Benefits Total:	**62,681.00**	**55,965.67**	**65,853.00**	**68,905.23**	**69,518.77**	**67,137.45**	**73,104.00**
ExpCategory: 52 - Services & Supplies								
100-1300-52010	MEMBERSHIP DUES	110.00	0.00	110.00	0.00	110.00	100.00	110.00
100-1300-52040	OFFICE SUPPLIES	1,600.00	3,348.31	1,600.00	2,793.13	1,600.00	3,057.72	1,600.00
100-1300-52067	BANK FEES	15,000.00	20,221.99	15,000.00	19,216.70	15,000.00	17,943.22	2,500.00
100-1300-52091	TRAVEL, MEETINGS & TRAINING	0.00	0.00	0.00	91.35	0.00	0.00	
100-1300-52200	PROFESSIONAL SERVICES/FEES	45,000.00	41,192.35	52,000.00	40,620.28	52,000.00	32,854.65	9,350.00
100-1300-52225	AUDITING SERVICES	20,500.00	24,012.00	20,500.00	22,750.00	20,500.00	0.00	24,500.00
	ExpCategory: 52 - Services & Supplies Total:	**82,210.00**	**88,774.65**	**89,210.00**	**85,471.46**	**89,210.00**	**53,955.59**	**38,060.00**
ExpCategory: 57 - Capital Outlay								
100-1300-57100	CAPITAL OUTLAY - COMPUTER	0.00	205.55	0.00	0.00	0.00	5,107.00	
	ExpCategory: 57 - Capital Outlay Total:	**0.00**	**205.55**	**0.00**	**0.00**	**0.00**	**5,107.00**	**0.00**
	Department: 1300 - FINANCE DEPARTMENT Total:	**144,891.00**	**144,945.87**	**155,063.00**	**154,376.69**	**158,728.77**	**126,200.04**	**111,164.00**

FY 2026-27 BUDGET NARRATIVE

Name of Activity: Police Department

Account #100-1400 and 100-3100

Funding Source: General Fund and Measure Y

Budget Overview

The total budget for the Soledad Police Department in FY 2026–27 is **$6,371,149**, consisting of **$4,975,704 from the General Fund** and **$1,395,445 from the Measure Y Fund**. In addition, the Department's Community Safety Officer position, which provides code enforcement and animal services, is funded 50% through Measure S under account 100-5620.

The Department is authorized for **20 sworn officers**, including the Police Chief, Deputy Chief, and Lieutenant. Civilian staff provide essential administrative records, community safety, and public service support. State mandates and reduced support from the Monterey County Sheriff's Office have increased the administrative responsibilities handled directly by Police Department staff.

A significant portion of the Department's budget supports essential contracted services. Monterey County emergency dispatch services, a critical component of the City's 24-hour public safety operations, are projected to cost nearly $500,000 in FY 2026–27. The Department also contracts for animal sheltering services through the SPCA, which cost approximately **$102,000** in the prior fiscal year.

Like households and businesses throughout the community, the Police Department continues to experience rising costs for fuel, equipment, contracted services, technology, and essential supplies. These cost increases, combined with the failure of Measure A and the City's resulting General Fund shortfall, have required expenditure reductions across City operations.

Because the Police Department represents the largest departmental expenditure within the General Fund, reductions were necessary as part of the City's efforts to balance the budget. For FY 2026–27, the City has frozen one full-time Police Officer position and one Community Safety Officer position and reduced part-time administrative support. These reductions are intended to help address the immediate fiscal shortfall while preserving core public safety services. If the City's financial condition improves or additional ongoing funding becomes available, restoring the frozen Police Officer position should be a priority.

FY 2025-26 Budget Accomplishments

- Expanded social media outreach to provide proactive public education on domestic violence prevention, school safety, and traffic safety.
- Organized the City's largest-ever National Night Out, strengthening community engagement and building positive relationships between residents, neighborhoods, and law enforcement.
- Strengthened cross-departmental code enforcement efforts to address dangerous and nuisance properties and supported the removal of the Salinas River encampment, including the cleanup and disposal of approximately 380 tons of trash and debris.
- Coordinated with Monterey County Environmental Health to strengthen enforcement efforts of unpermitted food vendors and address associated health and safety concerns.
- Partnered with Soledad Unified School District through the School Safety Committee to conduct school-site safety assessments and advance emergency preparedness planning for active-shooter situations and other critical incidents.
- Replaced outdated ballistic vests and protective helmets with updated safety equipment using available MBASIA safety funding.
- Strengthened Police Department recruitment and hiring practices by implementing standardized testing and selection processes for recruitment and promotional opportunities, resulting in the recruitment and hiring of two lateral police officers.

Performance Objectives/Projects to be Delivered in FY 2026-27

- Strengthen community policing and engagement through regular neighborhood patrols and informal community events such as "Coffee with a Cop."
- Increase domestic violence awareness and victim support by partnering with health and social service organizations to expand education and access to available resources.
- Engage local youth and build trust by partnering with the Youth Council to develop social media campaigns focused on violence prevention, substance use, traffic safety, and other issues affecting young people.
- Improve code enforcement effectiveness by working with the Community Development Department to identify and recommend Municipal Code amendments that strengthen the City's ability to address unsafe and nuisance properties.
- Evaluate opportunities to re-establish the Police Explorer Program or similar programming to provide local youth with mentorship, leadership development, and exposure to careers in law enforcement and public safety.
- Expand public safety education for seniors by partnering with senior service providers to offer workshops on scam and fraud prevention, digital safety, and personal safety.
- Support officer wellness and resilience by expanding access to wellness resources, peer support, and mental health services.
- Pursue state, federal, and private grant funding to enhance Police Department resources and modernize technology, including camera systems and other tools that improve operational efficiency, officer safety, and investigative capabilities.

		2023-2024 Total Budget	2023-2024 Total Activity	2024-2025 Total Budget	2024-2025 Total Activity	2025-2026 Total Budget	2025-2026 YTD Activity	Defined Budgets 2026-2027 2026-2027
Department: 1400 - POLICE DEPARTMENT								
ExpCategory: 51 - Salaries & Benefits								
100-1400-51100	SALARIES	2,131,051.00	1,747,202.72	2,152,992.00	1,662,509.89	2,295,998.84	2,026,502.67	2,387,279.00
100-1400-51130	OVERTIME	100,000.00	252,350.83	100,000.00	294,330.57	100,000.00	214,076.30	75,000.00
100-1400-51140	CERTIFICATES	17,809.00	13,019.33	5,047.00	25,535.98	11,642.14	36,630.18	29,573.00
100-1400-51155	UNIFORM MAINTENANCE	13,020.00	10,257.00	17,514.00	12,556.27	17,557.91	16,239.09	17,513.00
100-1400-51160	SALARY - 4850 PAY	0.00	5,862.10	0.00	2,497.39	0.00	502.20	
100-1400-51200	SOCIAL SECURITY / MEDICARE	175,081.00	144,638.03	174,080.00	211,575.50	183,615.21	216,535.91	188,795.00
100-1400-51210	PERS-PENSION	494,976.00	390,029.63	499,085.00	372,843.98	527,014.32	417,350.98	534,793.00
100-1400-51220	BENEFITS	0.00	12,685.45	0.00	15,429.60	0.00	26,069.34	
100-1400-51230	INSURANCE-MED,DEN,VISION	296,199.00	174,378.58	237,568.00	194,006.17	238,863.00	192,638.59	232,950.00
100-1400-51265	LTD & AD&D	11,828.00	0.00	12,859.00	0.00	13,417.55	0.00	5,952.00
100-1400-51267	LTD/AD&D	0.00	0.00	0.00	0.00	0.00	-4,189.64	
100-1400-51300	UNEMPLOYMENT INSURANCE	0.00	0.00	0.00	9,961.05	0.00	1,794.62	
100-1400-51310	WORKERS COMP	290,396.00	65,691.46	290,396.00	344,703.30	411,168.00	404,845.80	411,168.00
	ExpCategory: 51 - Salaries & Benefits Total:	**3,530,360.00**	**2,816,115.13**	**3,489,541.00**	**3,145,949.70**	**3,799,276.97**	**3,548,996.04**	**3,883,023.00**
ExpCategory: 52 - Services & Supplies								
100-1400-52010	MEMBERSHIP DUES	4,000.00	2,105.00	4,000.00	3,005.69	4,000.00	1,055.00	2,000.00
100-1400-52015	SUBSCRIPTIONS	8,000.00	8,847.38	8,000.00	2,890.23	8,000.00	15,343.58	8,000.00
100-1400-52040	OFFICE SUPPLIES	13,500.00	8,073.49	13,500.00	9,874.92	9,000.00	8,371.86	8,000.00
100-1400-52042	POSTAGE, SHIPPING & FREIGHT	0.00	25.00	0.00	521.80	0.00	569.23	500.00
100-1400-52043	AMMUNITION/WEAPON SUPPL...	8,500.00	27,282.84	30,000.00	12,593.49	30,000.00	43,315.11	25,000.00
100-1400-52048	UNIFORM PURCHASE	25,000.00	35,255.04	15,000.00	33,696.49	15,000.00	34,572.45	15,000.00
100-1400-52050	PROPERTY EVIDENCE ROOM M...	22,000.00	15,074.86	22,000.00	20,346.93	20,000.00	18,579.39	20,000.00
100-1400-52051	TOOLS & MINOR EQUIPMENT	6,000.00	9,482.21	6,000.00	6,857.41	6,000.00	1,844.25	3,000.00
100-1400-52052	SAFETY EQUIPMENT	500.00	0.00	500.00	1,062.80	500.00	54.52	500.00
100-1400-52065	911 DISPATCH FEES	555,000.00	407,553.13	460,742.00	459,332.00	485,016.00	474,343.00	489,856.00
100-1400-52070	FOOD SERVICES	2,000.00	3,237.40	2,000.00	3,214.65	2,000.00	4,095.80	2,500.00
100-1400-52080	FLEET SERVICES	65,000.00	114,090.11	65,000.00	92,066.99	65,000.00	66,445.61	65,000.00
100-1400-52085	FUEL	85,000.00	72,738.87	85,000.00	74,436.10	85,000.00	91,966.64	90,000.00
100-1400-52091	TRAVEL, MEETINGS & TRAINING	40,000.00	90,090.43	50,000.00	87,645.03	50,000.00	57,524.01	35,000.00

		2023-2024 Total Budget	2023-2024 Total Activity	2024-2025 Total Budget	2024-2025 Total Activity	2025-2026 Total Budget	2025-2026 YTD Activity	Defined Budgets 2026-2027 2026-2027
100-1400-52111	RECRUITMENT & ADVERTISEM...	0.00	0.00	0.00	0.00	0.00	1,878.33	2,000.00
100-1400-52115	SUNDRY	1,000.00	8,530.00	5,000.00	177.23	0.00	274.03	500.00
100-1400-52135	CRIME PREVENTION	10,000.00	2,774.46	10,000.00	4,399.71	5,000.00	2,258.90	4,000.00
100-1400-52200	PROFESSIONAL SERVICES/FEES	43,000.00	71,266.36	55,000.00	75,335.80	45,000.00	50,090.66	45,000.00
100-1400-52230	LEASE CONTRACTS	3,000.00	2,169.47	3,000.00	13,481.94	3,000.00	2,690.16	3,000.00
100-1400-52310	LIABILITY INSURANCE	0.00	0.00	0.00	9,360.76	0.00	320.57	275.00
100-1400-52400	UTILITIES	9,000.00	14,126.54	9,000.00	16,375.26	9,000.00	14,120.31	14,000.00
100-1400-52410	TELEPHONE/DATA/PAGER	7,000.00	13,017.93	10,000.00	20,403.10	10,000.00	29,841.00	30,000.00
100-1400-52415	CELLULAR PHONE	800.00	2,581.00	800.00	6,561.73	800.00	4,777.73	5,000.00
100-1400-52518	FACILITIES EXPENSE	20,000.00	70,482.17	20,000.00	59,736.15	20,000.00	43,471.35	20,000.00
100-1400-52520	MAINTENANCE AGREEMENTS	97,000.00	197,367.74	97,000.00	201,529.65	143,550.00	150,481.29	143,550.00
100-1400-52525	REPAIRS & MAINTENANCE SUP...	1,000.00	1,325.94	1,000.00	4,943.78	1,000.00	1,529.74	1,000.00
	ExpCategory: 52 - Services & Supplies Total:	**1,026,300.00**	**1,177,497.37**	**972,542.00**	**1,219,849.64**	**1,016,866.00**	**1,119,814.52**	**1,032,681.00**
ExpCategory: 57 - Capital Outlay								
100-1400-57000	CAPITAL OUTLAY - IMPROVEM...	0.00	0.00	0.00	0.00	0.00	0.00	60,000.00
100-1400-57100	CAPITAL OUTLAY - COMPUTER	0.00	41,770.27	0.00	24,998.16	0.00	21,770.33	
100-1400-57200	CAPITAL OUTLAY - EQUIPMENT	0.00	0.00	0.00	0.00	10,000.00	0.00	
	ExpCategory: 57 - Capital Outlay Total:	**0.00**	**41,770.27**	**0.00**	**24,998.16**	**10,000.00**	**21,770.33**	**60,000.00**
	Department: 1400 - POLICE DEPARTMENT Total:	**4,556,660.00**	**4,035,382.77**	**4,462,083.00**	**4,390,797.50**	**4,826,142.97**	**4,690,580.89**	**4,975,704.00**

FY 2026-27 BUDGET NARRATIVE

Name of Activity: Fire Department

Account # 100-1450 and 431-0000

Funding Source:

Budget Overview

The City of Soledad has contracted with CAL FIRE since January 2012 to provide professional fire and emergency response services to the City and the Mission-Soledad Fire Protection District through the Soledad Fire Department (SFD). Operating from a single fire station, Station 37, SFD serves approximately 34,000 residents across a 97-square-mile response area.

Under the agreement, CAL FIRE provides fully trained personnel to deliver 24-hour fire suppression, emergency medical response, rescue, and other emergency services. The estimated FY 2026–27 CAL FIRE contract cost is $3,046,207, representing an approximately 7% increase over the prior year.

A significant portion of the increased cost reflects the City's continued progress toward improved staffing levels. The FY 2026–27 contract provides for nine total station personnel, strengthening daily staffing and improving the Department's ability to respond safely and effectively to emergencies. The base CAL FIRE contract is budgeted in account 100-1450-52200, with the additional staffing cost funded through Measure Y account 100-3200-52051.

In a separate fund, the City receives a portion of a countywide special tax dedicated to emergency medical services and communications equipment. The proposed FY 2026–27 allocation of $45,000 will be used to replace aging medical and radio equipment necessary for emergency response.

The budget also provides funding for the scheduled replacement of personal protective equipment (PPE) to ensure firefighters have appropriate safety equipment and that the Department continues to meet applicable operational and regulatory standards.

FY 2025-26 Budget Accomplishments

- Submitted a SAFER grant application to support firefighter staffing and an Assistance to Firefighters Grant (AFG) application to replace aging fire hose and improve operational readiness.
- Enhanced emergency response capacity by adding two personnel, bringing the Department closer to national fire service staffing standards and improving operational readiness.

- Expanded aerial apparatus capabilities by training six personnel in aerial apparatus operations, meeting state requirements and ensuring adequate staffing of qualified operators for the City's ladder truck.
- Improved emergency medical response capabilities by using countywide special tax funding to purchase additional medical equipment for all fire apparatus, increasing the availability of critical equipment during emergency responses.
- Guided the development of the new Fire Apparatus Bay, coordinating with City departments and the construction team.
- Oversaw the City's participation in the Insurance Services Office (ISO) rating review and coordinated the Community Development and Public Works Departments in completing required assessments, documentation, and interviews.
- Expanded access to overdose prevention resources by supporting the installation of a Narcan distribution kiosk at the Fire Station, providing convenient community access to this life-saving resource.

Performance Objectives/Projects to be Delivered in FY 2026-27

- Update the City's Emergency Operations Plan (EOP) and Continuity of Operations protocols to reflect evolving hazards, organizational changes, lessons learned, and current emergency management best practices.
- Strengthen fire prevention and hazard abatement efforts by increasing inspection and prevention activities and coordinating with Code Enforcement and Community Development to identify and address dangerous properties.
- Review and update mutual aid agreements with neighboring jurisdictions to strengthen regional emergency response coordination while ensuring adequate resources remain available to protect the Soledad community.
- Launch a citywide fireworks safety education campaign emphasizing fire prevention, injury prevention, and the environmental and legal consequences associated with illegal fireworks.
- Pursue state and federal grant funding to replace aging equipment and personal protective equipment (PPE).
- Evaluate sustainable funding options for fire and emergency services to address rising service costs and support adequate staffing, equipment replacement, and long-term operational needs.

		2023-2024 Total Budget	2023-2024 Total Activity	2024-2025 Total Budget	2024-2025 Total Activity	2025-2026 Total Budget	2025-2026 YTD Activity	Defined Budgets 2026-2027 2026-2027
Department: 1450 - FIRE DEPARTMENT								
ExpCategory: 52 - Services & Supplies								
100-1450-52040	OFFICE SUPPLIES	1,500.00	1,444.50	1,500.00	1,577.47	1,500.00	2,320.59	1,500.00
100-1450-52041	OPERATIONAL SUPPLIES	4,000.00	3,744.55	4,000.00	8,453.00	4,000.00	7,832.55	4,000.00
100-1450-52042	POSTAGE, SHIPPING & FREIGHT	0.00	82.65	0.00	0.00	0.00	0.00	
100-1450-52045	FIRE PREVENTION	5,000.00	1,304.60	5,000.00	4,833.52	2,000.00	2,062.41	2,000.00
100-1450-52051	TOOLS & MINOR EQUIPMENT	3,500.00	2,272.66	3,500.00	9,751.50	6,500.00	5,946.37	6,500.00
100-1450-52080	FLEET SERVICES	0.00	60.00	0.00	180.00	70,000.00	69,348.71	70,000.00
100-1450-52085	FUEL	11,500.00	13,643.92	11,500.00	15,681.25	11,500.00	19,513.39	15,000.00
100-1450-52091	TRAVEL, MEETINGS & TRAINING	500.00	239.56	500.00	323.75	500.00	113.61	250.00
100-1450-52200	PROFESSIONAL SERVICES/FEES	1,100,000.00	1,204,217.97	1,272,989.00	719,239.74	1,612,348.00	802,228.90	2,037,932.00
100-1450-52400	UTILITIES	15,000.00	18,731.74	14,000.00	21,335.63	18,000.00	32,772.60	33,000.00
100-1450-52410	TELEPHONE/DATA/PAGER	1,300.00	2,046.06	1,300.00	2,478.38	1,300.00	1,548.86	1,500.00
100-1450-52518	FACILITIES EXPENSE	12,000.00	48,357.28	12,000.00	20,245.21	12,000.00	9,882.80	10,000.00
100-1450-52520	MAINTENANCE AGREEMENTS	4,000.00	2,256.98	4,000.00	3,565.87	4,000.00	10,613.86	7,500.00
100-1450-52525	REPAIRS & MAINTENANCE SUP...	5,000.00	5,494.63	5,000.00	5,068.11	5,000.00	6,322.73	5,000.00
	ExpCategory: 52 - Services & Supplies Total:	**1,163,300.00**	**1,303,897.10**	**1,335,289.00**	**812,733.43**	**1,748,648.00**	**970,507.38**	**2,194,182.00**
ExpCategory: 57 - Capital Outlay								
100-1450-57000	CAPITAL OUTLAY - IMPROVEM...	0.00	51,884.49	0.00	449,993.48	0.00	0.00	
100-1450-57100	CAPITAL OUTLAY - COMPUTER	0.00	429.00	0.00	0.00	0.00	0.00	
	ExpCategory: 57 - Capital Outlay Total:	**0.00**	**52,313.49**	**0.00**	**449,993.48**	**0.00**	**0.00**	**0.00**
	Department: 1450 - FIRE DEPARTMENT Total:	**1,163,300.00**	**1,356,210.59**	**1,335,289.00**	**1,262,726.91**	**1,748,648.00**	**970,507.38**	**2,194,182.00**

FY 2026-27 BUDGET NARRATIVE

Name of Activity: Public Works Administration

Account #100-1500

Funding Source: General Fund

Budget Overview

Public Works Administration expenses support the overall management, coordination, and administration of the City's Public Works Department. This budget includes a portion of personnel and related costs allocated across multiple funds and divisions for the Public Works Director, Public Works Manager, Management Analyst, engineering staff, and Executive Assistant. Together, these positions provide department-wide leadership, financial oversight, engineering review, contract administration, and administrative support for all Public Works operations, which include 38 positions across multiple divisions. These functions help ensure that maintenance and operations, capital improvement projects, development engineering reviews, and regulatory responsibilities are managed efficiently, remain fiscally accountable, and align with City Council goals and adopted policies.

FY 25-26 Budget Accomplishments

- Supported development of the City's five-year Capital Improvement Program for FY 2026-27 through FY 2030-31, establishing a strategic framework for infrastructure investment, project prioritization, and long-term asset management.
- Supported completion of the Front Street Maintenance Project, improving roadway conditions, repairing damaged sidewalks, and enhancing the pedestrian environment with decorative crosswalk improvements.
- Oversaw reconstruction of critical sewer infrastructure along Main Street to improve system reliability and support long-term service needs.
- Managed construction of the Vehicle Storage Building at the Water Reclamation Facility to support operational efficiency and protect City equipment.
- Coordinated adoption of Soledad's Vision Zero Plan and submission of a Safe Streets and Roads for All grant application to the U.S. Department of Transportation.
- Advanced the West Street Complete Street Project through the bid phase and consultant selection process.

- Implemented targeted safety improvements near Soledad High School, including rapid flashing beacons, enhanced crosswalk striping, and curb modifications to improve pedestrian visibility and traffic safety.

Performance Objectives/Projects to be Delivered in FY 26-27

- Complete a comprehensive Water System Facilities Reliability and Condition Assessment to prioritize key capital improvement projects and support the long-term sustainability of the City's water utility service.
- Guide the design and manage the construction of an electric vehicle charging station at the Community Center.
- Support development of an updated utility rate study to evaluate cost recovery, fund capital needs, and ensure the long-term financial sustainability of the City's utility systems.
- Pursue state and federal funding opportunities for critical water, sewer, storm drain, facility, and transportation infrastructure projects.
- Oversee development and implementation of the West Street Complete Streets Project.
- Deliver quick-build traffic safety projects that improve conditions for pedestrians and bicyclists.
- Improve coordination with Planning to expedite engineering review of critical economic development and housing projects.

		2023-2024 Total Budget	2023-2024 Total Activity	2024-2025 Total Budget	2024-2025 Total Activity	2025-2026 Total Budget	2025-2026 YTD Activity	Defined Budgets 2026-2027 2026-2027
Department: 1500 - PUBLIC WORKS ADMIN								
ExpCategory: 51 - Salaries & Benefits								
100-1500-51100	SALARIES	117,380.00	100,241.81	186,939.00	121,193.32	191,679.02	265,482.00	202,211.00
100-1500-51130	OVERTIME	1,000.00	1,678.95	1,300.00	2,579.62	1,300.00	712.35	1,300.00
100-1500-51140	CERTIFICATES	2,245.00	2,375.58	2,847.00	2,757.41	3,165.25	3,219.92	3,254.00
100-1500-51155	UNIFORM MAINTENANCE	0.00	0.00	133.00	73.75	787.84	108.87	133.00
100-1500-51200	SOCIAL SECURITY / MEDICARE	9,244.00	7,327.28	14,628.00	9,159.24	15,065.31	19,220.12	15,828.00
100-1500-51210	PERS-PENSION	23,967.00	16,807.15	37,984.00	25,346.64	39,126.43	39,843.12	41,120.00
100-1500-51220	BENEFITS	0.00	578.40	0.00	733.15	0.00	2,270.10	
100-1500-51230	INSURANCE-MED,DEN,VISION	15,588.00	11,760.97	21,430.00	15,136.15	20,740.00	30,469.97	22,815.00
100-1500-51267	LTD & AD&D	408.00	0.00	1,097.00	0.00	1,185.63	0.00	545.00
100-1500-51300	UNEMPLOYMENT INSURANCE	0.00	956.00	0.00	4,566.27	0.00	3.74	
100-1500-51310	WORKERS COMP	433.00	967.63	433.00	785.60	433.00	17.86	433.00
	ExpCategory: 51 - Salaries & Benefits Total:	**170,265.00**	**142,693.77**	**266,791.00**	**182,331.15**	**273,482.48**	**361,348.05**	**287,639.00**
ExpCategory: 52 - Services & Supplies								
100-1500-52040	OFFICE SUPPLIES	500.00	105.25	500.00	608.56	500.00	654.80	500.00
100-1500-52051	TOOLS & MINOR EQUIPMENT	1,000.00	2,430.89	500.00	2,050.25	500.00	789.45	500.00
100-1500-52085	FUEL	0.00	65.52	0.00	0.00	0.00	0.00	
100-1500-52091	TRAVEL, MEETINGS & TRAINING	8,000.00	838.88	8,000.00	1,078.14	4,000.00	749.59	1,500.00
100-1500-52200	PROFESSIONAL SERVICES/FEES	0.00	8,948.54	0.00	4,207.02	0.00	0.00	
100-1500-52310	LIABILITY INSURANCE	0.00	0.00	0.00	307.12	0.00	451.44	400.00
100-1500-52415	CELLULAR PHONE	0.00	0.00	0.00	456.36	0.00	425.86	500.00
100-1500-52518	FACILITIES EXPENSE	0.00	128.51	500.00	4,080.41	500.00	619.92	500.00
100-1500-52520	MAINTENANCE AGREEMENTS	0.00	4.03	0.00	269.20	0.00	128.74	
100-1500-52525	REPAIRS & MAINTENANCE SUP...	1,000.00	38.87	1,000.00	1,510.77	1,000.00	208.20	1,000.00
	ExpCategory: 52 - Services & Supplies Total:	**10,500.00**	**12,560.49**	**10,500.00**	**14,567.83**	**6,500.00**	**4,028.00**	**4,900.00**
ExpCategory: 57 - Capital Outlay								
100-1500-57100	CAPITAL OUTLAY - COMPUTER	0.00	14,381.10	0.00	8,954.00	0.00	3,299.81	
	ExpCategory: 57 - Capital Outlay Total:	**0.00**	**14,381.10**	**0.00**	**8,954.00**	**0.00**	**3,299.81**	**0.00**
	Department: 1500 - PUBLIC WORKS ADMIN Total:	**180,765.00**	**169,635.36**	**277,291.00**	**205,852.98**	**279,982.48**	**368,675.86**	**292,539.00**

FY 2026-27 BUDGET NARRATIVE

Name of Activity: Parks

Account #100-2100

Funding Source: General Fund and Measure S

<u>Budget Overview</u>

The Public Works Parks and Facility Maintenance budget supports the ongoing maintenance and minor improvements of City parks, restrooms, ball fields, and public green spaces to ensure safe, clean, and well-maintained recreational facilities for the community. These services are funded through the General Fund, with field crew and supervisory staff costs allocated across multiple divisions based on service levels. The General Fund share is reflected in this budget unit. For parks located within Assessment Districts, staff time is charged to the appropriate district, with reimbursements recorded as revenue to ensure fair and transparent cost recovery.

In addition to park maintenance, this division provides landscape and facility maintenance for major City-owned properties, including the Corporation Yard, City Hall, Police Department, Gateway Center, Soledad Community Center, Los Coches Adobe, and the closed landfill site. These services support efficient operations and consistent service delivery across City departments.

Parks Maintained by Public Works Staff:

- *Cesar Chavez Park* – 0.5 acres + adjacent 0.5-acre parcel
- *Bill Ramus Park* – 0.45 acres
- *Ramirez Park* – 1.25 acres
- *Lum Memorial Park* – 2.64 acres
- *Chester Aaroe (Little League) Park* – 2.9 acres, including restrooms
- *Jesse Gallardo Park* – 4.0 acres
- *Veterans Park* – 4.0 acres, including restrooms
- *Blas Santana Park* – 4.23 acres, including restrooms
- *Vosti Park* – 6.44 acres, including restrooms
- *Gabilan Pond Park (future park site)*- 3.8 acres
- *Los Coches Adobe Site* (Richardson) – 10.33 acres
- *Soledad Landfill* – 139.74 acres
- *Landscape Areas* – Along Front Street, West Street, and Gabilan Drive

FY 2025-26 Budget Accomplishments

- Replaced playground mulch at Little League Park and Joe O. Ledesma Park to maintain safe play areas and reduce injury risks for park users.
- Performed routine landscape maintenance and park upkeep across all Public Works-maintained parks, supporting neighborhood quality of life and consistent service levels citywide.
- Provided ongoing restroom cleaning and facility maintenance at park locations to support public health, safety, and user satisfaction.
- Coordinated park maintenance activities with Public Works divisions and community partners to support special events, recreational programming, and seasonal service demands.

Performance Objectives/Projects to be Delivered in FY 2026-27

- Provide ongoing maintenance of City parks, landscaped areas, and facilities to ensure safe, clean, attractive, and well-maintained public spaces for residents and visitors.
- Partner with Parks and Recreation staff to develop and implement a plan to extend public restroom hours while ensuring adequate cleaning, servicing, and trash removal to improve public health, safety, and the overall park experience.
- Support park capital improvement projects and facility upgrades through coordination with the Parks and Recreation Director, engineering staff, contractors, and other Public Works divisions.
- Coordinate park maintenance activities to support community events, recreational programming, athletic activities, and seasonal service demands.
- Collaborate with the Community Engagement Division to increase public awareness of how to report graffiti, vandalism, and maintenance concerns and encourage community involvement in keeping parks clean and safe.
- Support improvements at Chester Aaroe (Little League) Park and Vosti Park to address growing community use and expand opportunities for youth sports and recreational programming.
- Coordinate with the Monterey Bay Conservation Corps to trim and plant trees and landscaping and conduct other community beautification efforts through the Caltrans Clean California Employment Pathways Grant.

		2023-2024 Total Budget	2023-2024 Total Activity	2024-2025 Total Budget	2024-2025 Total Activity	2025-2026 Total Budget	2025-2026 YTD Activity	Defined Budgets 2026-2027 2026-2027
Department: 2000 - MEAS. S - ADMIN.								
ExpCategory: 52 - Services & Supplies								
100-2000-52200	PROFESSIONAL SERVICES/FEES	11,560.00	8,870.00	11,960.00	10,115.46	12,000.00	7,680.00	12,140.00
	ExpCategory: 52 - Services & Supplies Total:	**11,560.00**	**8,870.00**	**11,960.00**	**10,115.46**	**12,000.00**	**7,680.00**	**12,140.00**
	Department: 2000 - MEAS. S - ADMIN. Total:	**11,560.00**	**8,870.00**	**11,960.00**	**10,115.46**	**12,000.00**	**7,680.00**	**12,140.00**

		2023-2024 Total Budget	2023-2024 Total Activity	2024-2025 Total Budget	2024-2025 Total Activity	2025-2026 Total Budget	2025-2026 YTD Activity	Defined Budgets 2026-2027
Department: 2100 - PW-PARKS								
ExpCategory: 51 - Salaries & Benefits								
100-2100-51100	SALARIES	368,817.00	341,929.22	413,454.00	385,783.64	389,095.08	330,932.26	351,364.00
100-2100-51130	OVERTIME	4,000.00	2,897.01	4,000.00	3,629.76	4,000.00	5,245.42	4,000.00
100-2100-51140	CERTIFICATES	1,663.00	2,544.22	3,193.00	2,740.47	1,061.91	2,148.92	1,062.00
100-2100-51145	ON CALL	0.00	0.00	7,300.00	0.00	7,300.00	0.00	7,300.00
100-2100-51155	UNIFORM MAINTENANCE	60.00	4,950.66	0.00	1,194.39	0.00	0.00	
100-2100-51160	SALARY - 4850 PAY	0.00	0.00	0.00	7,229.71	0.00	0.00	
100-2100-51200	SOCIAL SECURITY / MEDICARE	29,281.00	25,687.90	32,738.00	28,284.89	30,711.46	23,227.26	27,825.00
100-2100-51210	PERS-PENSION	75,752.00	50,788.38	84,790.00	63,209.69	76,053.52	57,460.39	64,636.00
100-2100-51220	BENEFITS	0.00	10,783.86	0.00	6,979.10	0.00	2,287.60	
100-2100-51230	INSURANCE-MED,DEN,VISION	64,046.00	44,501.69	61,204.00	60,669.62	61,981.00	56,663.72	62,240.00
100-2100-51265	LTD & AD&D	2,316.00	0.00	2,650.00	0.00	2,519.00	0.00	1,586.00
100-2100-51300	UNEMPLOYMENT INSURANCE	0.00	0.00	0.00	13,453.88	0.00	7.57	
100-2100-51310	WORKERS COMP	3,605.00	8,056.12	3,605.00	23,360.87	35,895.00	23,126.96	35,895.00
	ExpCategory: 51 - Salaries & Benefits Total:	**549,540.00**	**492,139.06**	**612,934.00**	**596,536.02**	**608,616.97**	**501,100.10**	**555,908.00**
ExpCategory: 52 - Services & Supplies								
100-2100-52010	MEMBERSHIP DUES	150.00	625.00	100.00	325.00	100.00	315.00	315.00
100-2100-52040	OFFICE SUPPLIES	500.00	165.94	500.00	1,052.99	500.00	510.72	500.00
100-2100-52044	CHEMICAL	7,500.00	10,199.78	7,500.00	1,144.08	7,500.00	6,128.71	7,500.00
100-2100-52048	UNIFORM PURCHASE	1,200.00	590.58	1,200.00	1,335.58	1,200.00	1,005.09	1,200.00
100-2100-52051	TOOLS & MINOR EQUIPMENT	2,000.00	4,442.54	2,000.00	2,889.36	2,000.00	4,632.99	2,500.00
100-2100-52052	SAFETY EQUIPMENT	5,000.00	6,034.81	5,000.00	3,708.52	5,000.00	3,733.10	5,000.00
100-2100-52066	AGENCY FEES	5,500.00	4,782.27	5,500.00	8,959.52	5,500.00	4,475.86	5,500.00
100-2100-52080	FLEET SERVICES	18,500.00	31,633.54	28,500.00	17,122.67	28,500.00	16,563.05	17,000.00
100-2100-52085	FUEL	6,000.00	6,750.23	6,000.00	15,426.27	6,000.00	16,119.04	15,000.00
100-2100-52090	TRAINING - SAFETY	2,500.00	0.00	2,500.00	604.38	2,500.00	3,511.00	3,000.00
100-2100-52091	TRAVEL, MEETINGS & TRAINING	2,500.00	2,028.40	2,500.00	1,699.31	2,500.00	2,897.25	2,500.00
100-2100-52115	SUNDRY	0.00	2,911.51	0.00	150.00	0.00	0.00	
100-2100-52200	PROFESSIONAL SERVICES/FEES	21,700.00	37,475.29	23,000.00	19,819.23	23,000.00	2,118.75	3,500.00
100-2100-52310	LIABILITY INSURANCE	0.00	0.00	0.00	618.59	0.00	202.68	

		2023-2024 Total Budget	2023-2024 Total Activity	2024-2025 Total Budget	2024-2025 Total Activity	2025-2026 Total Budget	2025-2026 YTD Activity	Defined Budgets 2026-2027
100-2100-52400	UTILITIES	90,000.00	150,872.15	134,000.00	167,432.22	134,000.00	170,449.25	170,000.00
100-2100-52410	TELEPHONE/DATA/PAGER	600.00	549.72	600.00	2,198.80	600.00	150.00	600.00
100-2100-52415	CELLULAR PHONE	500.00	1,035.84	500.00	2,424.59	500.00	2,993.51	500.00
100-2100-52518	FACILITIES EXPENSE	40,000.00	38,137.54	30,000.00	28,405.98	30,000.00	15,230.00	15,000.00
100-2100-52520	MAINTENANCE AGREEMENTS	9,500.00	7,242.93	9,500.00	14,503.93	9,500.00	8,461.69	9,500.00
100-2100-52525	REPAIRS & MAINTENANCE SUP...	27,000.00	23,782.66	40,000.00	34,508.88	20,000.00	31,715.82	20,000.00
	ExpCategory: 52 - Services & Supplies Total:	**240,650.00**	**329,260.73**	**298,900.00**	**324,329.90**	**278,900.00**	**291,213.51**	**279,115.00**
ExpCategory: 57 - Capital Outlay								
100-2100-57000	CAPITAL OUTLAY - IMPROVEM...	0.00	680.00	0.00	0.00	0.00	13,180.36	20,000.00
100-2100-57100	CAPITAL OUTLAY - COMPUTER	0.00	59.99	0.00	250.00	0.00	250.00	
100-2100-57220	CAPITAL OUTLAY - VEHICLE	45,000.00	31,768.51	0.00	0.00	0.00	0.00	
	ExpCategory: 57 - Capital Outlay Total:	**45,000.00**	**32,508.50**	**0.00**	**250.00**	**0.00**	**13,430.36**	**20,000.00**
	Department: 2100 - PW-PARKS Total:	**835,190.00**	**853,908.29**	**911,834.00**	**921,115.92**	**887,516.97**	**805,743.97**	**855,023.00**

FY 2026-27 BUDGET NARRATIVE

Name of Activity: Recreation/Community Center

Account # 100-2200

Funding Source: General Fund/Measure S

Budget Overview

Since its establishment in 2021, the Parks and Recreation Department has significantly expanded recreational services, improved access to programs and facilities, and strengthened community engagement through year-round programming and special events. The Department operates the Soledad Community Center and the City's park system, providing a wide range of recreational opportunities for residents of all ages, including youth and adult sports, classes and activities, community events, and facility rentals.

The Department is staffed by a full-time Director, three additional full-time employees, and a team of seasonal recreation leaders and instructors. Due to the City's current budget deficit, the FY 2026–2027 budget includes targeted staffing reductions to help achieve necessary General Fund savings. One full-time position has been frozen, and funding for temporary and seasonal staffing has been reduced by approximately 30 percent. These reductions will affect the Department's capacity and may require adjustments to program offerings, hours, and service levels. Staff will prioritize core programs and services, pursue operational efficiencies, and strategically deploy available resources to minimize impacts on the community.

Program revenues from memberships, recreation fees, and facility rentals continue to offset a portion of operating costs, covering approximately 25–30 percent of departmental expenditures. The Department will continue working to increase cost recovery where appropriate while maintaining affordable and equitable access to recreation programs for residents of varying income levels.

Recent investments have significantly improved the functionality and accessibility of the Soledad Community Center. Approximately $1.5 million in additional facility improvements remain, including HVAC improvements, ADA accessibility upgrades, and emergency preparedness infrastructure such as backup power and shelter equipment. Given current General Fund constraints, the City will continue to pursue grants, partnerships, and other outside funding sources to advance these improvements.

The FY 2026–2027 budget reflects the difficult decisions necessary to address the City's fiscal challenges while preserving essential community services. Despite reduced staffing and resources, the Parks and Recreation Department will remain focused on maintaining high-quality core recreation services, supporting youth development, strengthening community partnerships, and

maximizing the use of City parks and recreation facilities. The Department will continue adapting its programs and operations to available resources while working to preserve the services that provide the greatest benefit to the community.

FY 2025-26 Budget Accomplishments

- Completed the Parks and Recreation Master Plan, including new park standards that establish a long-term framework for investment in parks, open space, facilities, and recreational amenities.
- Led a community-driven planning process for Toledo Basin Park, culminating in City Council acceptance of the conceptual design and positioning the project for future grant funding and development.
- Helped secure a $167,000 MBARD grant to install electric vehicle charging stations at the Soledad Community Center, advancing the City's sustainability goals and expanding community amenities.
- Modernized recreation services through implementation of CivicRec and expanded multilingual outreach, improving registration, customer service, and access to recreation programs.
- Expanded and diversified recreation programming and community events to better serve residents of all ages and increase opportunities for recreation, wellness, cultural engagement, and community connection.
- Strengthened partnerships with community organizations and educational institutions to expand programs and services for underserved populations, including seniors and youth.
- Expanded community engagement and participation through 14 City-sponsored events and enhanced recreation and senior programming, resulting in strong attendance and community involvement.
- Established a Clean Air Center at the Soledad Community Center through a Breathe California grant, providing air purification equipment and creating a safer community space during wildfire smoke and poor air quality events.

Performance Objectives/Projects to be Delivered in FY 2026-27

- Expand youth leadership, civic engagement, and workforce development opportunities through the Soledad Youth Council and other youth-focused programs.
- Increase opportunities for youth to safely participate in recreation programs and use City parks and community facilities.
- Enhance senior recreation, wellness, and social programs in partnership with the Alliance on Aging and other community organizations.
- Support implementation of regional initiatives that improve services and opportunities for older adults and residents with disabilities.
- Provide high-quality recreation, arts, cultural, and community programs that reflect Soledad's diverse population while prioritizing programs with the greatest community benefit.
- Coordinate inclusive community events that promote civic pride, cultural celebration, and community connection.

- Strengthen partnerships with community organizations, volunteers, and service providers to expand programming and maximize limited City resources.
- Expand multilingual outreach and communication to increase awareness of recreation programs, events, and services.
- Improve access to recreation programs for underserved and lower-income residents through affordable fees, scholarships, accessible registration, and culturally relevant programming.
- Maximize the use of the Soledad Community Center and City parks as accessible community gathering spaces for recreation, education, and social activities.
- Manage programs, staffing, and facilities efficiently to preserve core recreation services while operating within available FY 2026–2027 resources.
- Launch a targeted fundraising and partnership campaign to secure the remaining $1.5 million needed to complete planned renovations and improvements at the Soledad Community Center.
- Pursue grant funding to redevelop Chester Aaroe Park, expand recreational amenities, and improve the park's overall functionality and accessibility.
- Secure community and private donations to fund the design and installation of a new monument sign at Veterans Park.

		2023-2024 Total Budget	2023-2024 Total Activity	2024-2025 Total Budget	2024-2025 Total Activity	2025-2026 Total Budget	2025-2026 YTD Activity	Defined Budgets 2026-2027 2026-2027
Department: 2200 - RECREATION/COMMUNITY								
ExpCategory: 51 - Salaries & Benefits								
100-2200-51100	SALARIES	489,649.00	234,757.10	341,608.00	351,554.17	416,746.57	456,051.49	386,315.00
100-2200-51110	SALARIES - PART TIME	205,000.00	171,658.50	205,000.00	197,205.49	200,000.00	154,826.55	140,000.00
100-2200-51130	OVERTIME	0.00	0.00	0.00	19.13	0.00	941.67	
100-2200-51200	SOCIAL SECURITY / MEDICARE	37,458.00	30,451.82	41,815.00	42,185.23	45,421.61	45,875.40	44,088.00
100-2200-51210	PERS - PENSION	56,930.00	46,365.88	68,322.00	65,149.07	77,749.32	78,137.61	74,263.00
100-2200-51220	BENEFITS	0.00	1,540.63	0.00	2,254.85	0.00	2,771.13	
100-2200-51230	INSURANCE-MED,DEN,VISION	25,463.00	14,912.40	27,050.00	27,634.93	3,353.00	33,911.33	43,822.00
100-2200-51260	LIFE INSURANCE	459.00	0.00	0.00	0.00	0.00	0.00	
100-2200-51267	LTD & AD&D	911.00	0.00	2,137.00	0.00	2,488.20	0.00	1,506.00
100-2200-51300	UNEMPLOYMENT INSURANCE	0.00	4,232.00	0.00	180.00	0.00	227.00	
100-2200-51310	WORKERS COMP	4,176.00	9,332.14	4,176.00	0.00	4,176.00	0.00	4,176.00
	ExpCategory: 51 - Salaries & Benefits Total:	**820,046.00**	**513,250.47**	**690,108.00**	**686,182.87**	**749,934.70**	**772,742.18**	**694,170.00**
ExpCategory: 52 - Services & Supplies								
100-2200-52010	MEMBERSHIP DUES	750.00	895.00	1,400.00	840.00	1,000.00	985.00	1,000.00
100-2200-52031	PROGRAM SUPPLIES	18,000.00	21,997.02	18,000.00	24,948.95	18,000.00	22,787.06	18,000.00
100-2200-52040	OFFICE SUPPLIES	4,000.00	2,559.84	3,000.00	3,621.27	3,000.00	2,206.52	3,000.00
100-2200-52047	SPORTS EQUIPMENT	2,500.00	2,230.04	3,000.00	891.47	3,000.00	1,814.40	3,000.00
100-2200-52048	UNIFORM PURCHASE	2,000.00	1,464.03	1,500.00	2,012.30	1,000.00	342.25	1,000.00
100-2200-52049	PRINTING & ADVERTISING	3,000.00	2,751.87	3,000.00	2,664.00	2,000.00	2,220.98	2,000.00
100-2200-52051	TOOLS & MINOR EQUIPMENT	1,000.00	147.35	1,000.00	377.51	500.00	338.25	500.00
100-2200-52052	SAFETY EQUIPMENT	50.00	0.00	50.00	0.00	50.00	0.00	50.00
100-2200-52066	AGENCY FEES	0.00	565.36	750.00	578.92	750.00	1,002.46	750.00
100-2200-52080	FLEET SERVICES	2,000.00	72.31	1,000.00	338.00	500.00	645.47	500.00
100-2200-52085	FUEL	2,000.00	76.23	1,000.00	282.29	1,000.00	436.52	1,000.00
100-2200-52090	TRAINING - SAFETY	600.00	280.31	300.00	27.16	300.00	0.00	300.00
100-2200-52091	TRAVEL, MEETINGS & TRAINING	10,500.00	6,499.34	14,000.00	8,429.11	6,500.00	5,699.63	2,980.00
100-2200-52105	SPECIAL EVENTS	6,500.00	4,584.64	6,000.00	11,758.37	10,960.77	11,180.08	6,000.00
100-2200-52110	RECRUITMENT & ADVERTISEM...	300.00	0.00	0.00	0.00	0.00	0.00	
100-2200-52115	SUNDRY	2,000.00	300.87	1,000.00	868.62	6,000.00	2,351.59	6,000.00

		2023-2024 Total Budget	2023-2024 Total Activity	2024-2025 Total Budget	2024-2025 Total Activity	2025-2026 Total Budget	2025-2026 YTD Activity	Defined Budgets 2026-2027 2026-2027
100-2200-52200	PROFESSIONAL SERVICES/FEES	67,500.00	48,143.53	75,000.00	67,872.00	45,000.00	44,980.40	35,000.00
100-2200-52230	LEASE CONTRACTS	15,400.00	16,158.86	15,000.00	16,172.51	15,000.00	16,463.36	15,000.00
100-2200-52400	UTILITIES	60,000.00	77,869.99	67,000.00	76,083.25	67,000.00	75,959.34	75,000.00
100-2200-52415	CELLULAR PHONE	1,675.00	1,635.38	1,900.00	1,874.27	1,900.00	2,261.09	1,900.00
100-2200-52518	FACILITIES EXPENSE	60,000.00	62,529.33	60,000.00	69,877.31	60,000.00	56,432.75	60,000.00
100-2200-52520	MAINTENANCE AGREEMENTS	3,500.00	4,427.34	6,000.00	6,802.00	6,000.00	7,353.94	6,500.00
100-2200-52525	REPAIRS & MAINTENANCE SUP...	2,000.00	679.41	1,000.00	818.40	1,000.00	875.26	1,000.00
	ExpCategory: 52 - Services & Supplies Total:	**265,275.00**	**255,868.05**	**280,900.00**	**297,137.71**	**250,460.77**	**256,336.35**	**240,480.00**
ExpCategory: 57 - Capital Outlay								
100-2200-57000	CAPITAL OUTLAY - IMPROVEM...	0.00	-5,380.03	0.00	53,741.84	0.00	0.00	167,000.00
100-2200-57100	CAPITAL OUTLAY - COMPUTER	0.00	584.85	0.00	0.00	0.00	4,430.31	
	ExpCategory: 57 - Capital Outlay Total:	**0.00**	**-4,795.18**	**0.00**	**53,741.84**	**0.00**	**4,430.31**	**167,000.00**
	Department: 2200 - RECREATION/COMMUNITY Total:	**1,085,321.00**	**764,323.34**	**971,008.00**	**1,037,062.42**	**1,000,395.47**	**1,033,508.84**	**1,101,650.00**

FY 2026-27 BUDGET NARRATIVE

Name of Activity: Animal Control

Account #100-2300

Funding Source: Measure S

Budget Overview

Measure S is a one-half percent local sales tax approved by Soledad voters in November 2020 and effective April 2021. Measure S revenues support and maintain important quality-of-life and community services.

A significant investment made possible by Measure S was the establishment of the City's Parks and Recreation Department, including operation of the Soledad Community Center. Measure S also funds 100% of a Community Safety Officer position responsible for providing Animal Control Services and helps offset the cost of animal sheltering services provided by the SPCA.

The escalating cost of animal sheltering continues to be a significant challenge. Last fiscal year, the City paid approximately $102,000 to the SPCA for sheltering services. In addition to these costs, the SPCA facility is located north of Salinas, requiring significant staff time to transport animals to the shelter.

To reduce reliance on sheltering and address animal control needs more proactively, the City will focus on long-term strategies that reduce the number of animals entering the shelter. These efforts will include pursuing grant funding to expand spay and neuter services, increasing community education, and developing partnerships with nonprofit organizations to assist with fostering and rehoming animals.

FY 2025-26 Budget Accomplishments

- Responded to **348 animal control calls**, **transported 48 injured or stray animals** to the SPCA for care and sheltering, and **impounded 128 dogs**.
- Promoted responsible pet ownership, litter prevention, and neighborhood cleanliness through public education and coordination with community partners.
- Facilitated **six community spay and neuter clinics** in Soledad to increase access to affordable services and help reduce the number of unwanted animals.

Performance Objectives/Projects to be Delivered in FY 2026-27

- Continue to collaborate with South County cities to evaluate opportunities for a shared animal shelter or holding facility to better serve stray and abandoned animals while reducing transportation time and sheltering costs.
- Expand access to affordable spay and neuter services by increasing the number of community clinics offered throughout the year.
- Launch a community cat program in partnership with local nonprofit organizations to humanely manage feral cat populations through targeted spay and neuter efforts.
- Evaluate a potential ordinance requiring the spaying and neutering of dogs and cats, with appropriate exemptions for medical conditions, working animals, and responsible breeding.

		2023-2024 Total Budget	2023-2024 Total Activity	2024-2025 Total Budget	2024-2025 Total Activity	2025-2026 Total Budget	2025-2026 YTD Activity	Defined Budgets 2026-2027 2026-2027
Department: 2300 - ANIMAL CONTROL								
ExpCategory: 51 - Salaries & Benefits								
100-2300-51100	SALARIES	102,015.00	104,050.79	106,222.00	85,859.20	77,127.18	126,600.32	79,597.00
100-2300-51130	OVERTIME	5,000.00	22,702.35	0.00	25,388.89	0.00	6,615.61	
100-2300-51155	UNIFORM MAINTENANCE	750.00	999.96	750.00	849.97	500.00	895.73	500.00
100-2300-51200	SOCIAL SECURITY / MEDICARE	7,835.00	9,268.50	8,183.00	9,623.05	5,938.48	9,632.57	6,127.00
100-2300-51210	PERS - PENSION	20,484.00	14,072.90	21,394.00	15,719.36	15,525.44	15,846.75	16,019.00
100-2300-51220	BENEFITS	0.00	728.70	0.00	732.19	0.00	914.42	
100-2300-51230	INSURANCE-MED,DEN,VISION	14,451.00	13,853.81	13,525.00	22,379.45	18,461.00	23,063.58	20,304.00
100-2300-51267	LTD & AD&D	699.00	0.00	713.00	0.00	544.96	0.00	291.00
100-2300-51310	WORKERS COMP	14,808.00	33,091.55	14,808.00	0.00	14,808.00	0.00	14,808.00
	ExpCategory: 51 - Salaries & Benefits Total:	**166,042.00**	**198,768.56**	**165,595.00**	**160,552.11**	**132,905.06**	**183,568.98**	**137,646.00**
ExpCategory: 52 - Services & Supplies								
100-2300-52090	TRAINING - SAFETY	500.00	0.00	0.00	0.00	0.00	0.00	
100-2300-52091	TRAVEL, MEETINGS & TRAINING	2,000.00	0.00	0.00	0.00	0.00	0.00	
100-2300-52200	PROFESSIONAL SERVICES/FEES	15,000.00	0.00	15,000.00	750.00	10,000.00	0.00	
100-2300-52410	TELEPHONE/DATA/PAGER	1,000.00	0.00	0.00	0.00	0.00	0.00	
100-2300-52415	CELLULAR PHONE	1,000.00	0.00	0.00	0.00	0.00	0.00	
	ExpCategory: 52 - Services & Supplies Total:	**19,500.00**	**0.00**	**15,000.00**	**750.00**	**10,000.00**	**0.00**	**0.00**
	Department: 2300 - ANIMAL CONTROL Total:	**185,542.00**	**198,768.56**	**180,595.00**	**161,302.11**	**142,905.06**	**183,568.98**	**137,646.00**

FY 2026-27 BUDGET NARRATIVE

Name of Activity: Community Engagement

Account # 100-2400

Funding Source: General Fund

Budget Overview

The Office of Community Engagement leads the City's efforts in public information, civic engagement, website and digital communications management, and legislative advocacy. The Office's primary mission is to increase public awareness of City programs, services, and initiatives; promote meaningful participation in local government; and help develop the next generation of civic leaders.

The Office is currently staffed by one Community Engagement Manager. Due to the City's budget shortfall, the vacant Community Engagement Coordinator position has been frozen for FY 2026–27.

The proposed FY 2026–27 budget is funded through **Measure S**, the City's voter-approved local sales tax. Funding supports staffing, professional development, community outreach and engagement activities, and the Civics Academy.

The Community Engagement Manager also provides staff support to the Youth Council, helping engage young people in civic affairs and local government. Funding for the Youth Council is included separately within the Recreation budget.

FY 2025-26 Budget Accomplishments

- Strengthened regional youth engagement by partnering with the Soledad Parks & Recreation Department and the Cities of Gonzales and Greenfield to successfully plan and host the annual South County Youth Summit, providing opportunities for youth leadership, civic participation, and regional collaboration.
- Relaunched the Soledad Civics Academy with consistent monthly programming, expanding community access to civic education and creating opportunities for residents to learn about City services, programs, and local government.
- Expanded the City's digital and bilingual outreach by increasing Spanish-language video content and developing culturally relevant messaging to better inform and engage Soledad's diverse community.

- Led the planning and execution of the annual State of the City event, highlighting City accomplishments, current initiatives, and future priorities while strengthening communication with residents and community partners.

Performance Objectives/Projects to be Delivered in FY 2026-27

- Use demographic and engagement data to identify underrepresented communities, evaluate participation disparities, and develop targeted strategies to broaden involvement in City programs and civic activities.
- Expand opportunities for youth entrepreneurship by developing an annual "Shark Tank"-style business pitch competition or youth pop-up marketplace in partnership with local businesses, sponsors, and community leaders.
- Strengthen Youth Council leadership development by providing training in parliamentary procedure, policy development, public speaking, and civic engagement to build members' confidence and effectiveness as community leaders.
- Improve Citywide communications and coordination by training departmental staff on timely public information practices and working across departments to ensure consistent, accurate, and accessible messaging.
- Strengthen legislative and regional partnerships by building relationships with state and federal legislators, regional agencies, and partner organizations to advocate for City priorities and increase Soledad's representation in regional and statewide initiatives.

		2023-2024 Total Budget	2023-2024 Total Activity	2024-2025 Total Budget	2024-2025 Total Activity	2025-2026 Total Budget	2025-2026 YTD Activity	Defined Budgets 2026-2027 2026-2027
Department: 2400 - COMMUNITY ENGAGEMENT								
ExpCategory: 51 - Salaries & Benefits								
100-2400-51100	SALARIES	88,058.00	114,048.27	98,325.00	125,688.19	86,903.00	179,220.99	62,040.00
100-2400-51140	CERTIFICATES	0.00	0.00	0.00	184.01	0.00	385.04	
100-2400-51200	SOCIAL SECURITY / MEDICARE	6,736.00	8,400.78	7,522.00	9,700.19	7,749.88	13,511.98	4,746.00
100-2400-51210	PERS- PENSION	17,612.00	10,832.29	19,665.00	13,932.60	20,261.14	15,116.42	12,408.00
100-2400-51220	BENEFITS	0.00	495.78	0.00	600.95	0.00	634.04	
100-2400-51230	INSURANCE-MED,DEN,VISION	15,005.00	6,332.26	9,093.00	4,731.87	9,068.00	7,296.39	4,949.00
100-2400-51267	LTD & AD&D	558.00	0.00	670.00	0.00	674.83	0.00	190.00
100-2400-51310	WORKERS COMP	669.00	1,495.02	669.00	0.00	669.00	0.00	669.00
	ExpCategory: 51 - Salaries & Benefits Total:	**128,638.00**	**141,604.40**	**135,944.00**	**154,837.81**	**125,325.85**	**216,164.86**	**85,002.00**
ExpCategory: 52 - Services & Supplies								
100-2400-52040	OFFICE SUPPLIES	3,000.00	129.32	6,000.00	2,391.63	6,000.00	7,448.61	6,000.00
100-2400-52091	TRAVEL, MEETINGS & TRAINING	6,000.00	6,565.58	5,000.00	6,629.47	5,000.00	3,615.38	5,000.00
100-2400-52115	SUNDRY	15,000.00	1,734.91	5,000.00	2,801.33	0.00	438.46	
100-2400-52200	PROFESSIONAL SERVICES/FEES	100,000.00	45,264.18	98,000.00	72,340.27	35,000.00	62,473.00	5,000.00
100-2400-52415	CELLULAR PHONE	1,500.00	921.35	1,500.00	924.41	1,500.00	2,113.52	2,000.00
	ExpCategory: 52 - Services & Supplies Total:	**125,500.00**	**54,615.34**	**115,500.00**	**85,087.11**	**47,500.00**	**76,088.97**	**18,000.00**
ExpCategory: 57 - Capital Outlay								
100-2400-57100	CAPITAL OUTLAY - COMPUTER	0.00	7,535.75	2,000.00	1,840.89	0.00	4,708.88	
	ExpCategory: 57 - Capital Outlay Total:	**0.00**	**7,535.75**	**2,000.00**	**1,840.89**	**0.00**	**4,708.88**	**0.00**
	Department: 2400 - COMMUNITY ENGAGEMENT Total:	**254,138.00**	**203,755.49**	**253,444.00**	**241,765.81**	**172,825.85**	**296,962.71**	**103,002.00**

		2023-2024 Total Budget	2023-2024 Total Activity	2024-2025 Total Budget	2024-2025 Total Activity	2025-2026 Total Budget	2025-2026 YTD Activity	Defined Budgets 2026-2027
Department: 3000 - Measure Y Admin								
ExpCategory: 52 - Services & Supplies								
100-3000-52115	SUNDRY	144,078.00	0.00	0.00	0.00	0.00	0.00	
100-3000-52200	PROFESSIONAL SERVICES/FEES	23,110.00	56,649.11	23,920.00	16,710.66	23,990.00	13,889.45	24,280.00
	ExpCategory: 52 - Services & Supplies Total:	**167,188.00**	**56,649.11**	**23,920.00**	**16,710.66**	**23,990.00**	**13,889.45**	**24,280.00**
ExpCategory: 57 - Capital Outlay								
100-3000-57000	CAPITAL OUTLAY - IMPROVEM…	438,050.00	127,436.62	370,000.00	289,726.80	0.00	3,000.00	
100-3000-57100	CAPITAL OUTLAY - COMPUTER	45,000.00	45,093.13	0.00	0.00	0.00	0.00	
	ExpCategory: 57 - Capital Outlay Total:	**483,050.00**	**172,529.75**	**370,000.00**	**289,726.80**	**0.00**	**3,000.00**	**0.00**
	Department: 3000 - Measure Y Admin Total:	**650,238.00**	**229,178.86**	**393,920.00**	**306,437.46**	**23,990.00**	**16,889.45**	**24,280.00**

		2023-2024 Total Budget	2023-2024 Total Activity	2024-2025 Total Budget	2024-2025 Total Activity	2025-2026 Total Budget	2025-2026 YTD Activity	Defined Budgets 2026-2027
Department: 3100 - Measure Y Police								
ExpCategory: 51 - Salaries & Benefits								
100-3100-51100	SALARIES	572,399.00	478,280.64	655,886.00	674,536.31	733,756.96	733,756.96	763,465.00
100-3100-51130	OVERTIME	185,000.00	149,873.46	185,000.00	181,000.00	185,000.00	185,000.00	175,000.00
100-3100-51140	CERTIFICATES	1,702.00	4,088.56	0.00	5,290.72	9,813.70	9,813.70	5,484.00
100-3100-51155	UNIFORM MAINTENANCE	3,130.00	1,505.64	4,250.00	5,019.92	4,500.00	4,500.00	4,500.00
100-3100-51200	SOCIAL SECURITY / MEDICARE	58,180.00	44,493.10	64,653.00	42,196.93	71,379.91	71,379.91	73,321.00
100-3100-51210	PERS-PENSION	127,774.00	109,828.13	148,895.00	137,304.82	167,441.34	167,441.34	171,187.00
100-3100-51220	BENEFITS	0.00	3,198.36	0.00	4,238.67	0.00	0.00	
100-3100-51230	INSURANCE-MED,DEN,VISION	104,612.00	73,323.09	96,381.00	52,886.04	82,975.00	82,975.00	109,544.00
100-3100-51267	LTD & AD&D	3,393.00	0.00	3,524.00	0.00	4,189.64	4,189.64	2,192.00
100-3100-51300	UNEMPLOYMENT INSURANCE	0.00	0.00	0.00	528.08	0.00	0.00	
100-3100-51310	WORKERS COMP	97,723.00	218,382.35	97,723.00	97,723.00	33,961.00	33,961.00	33,961.00
	ExpCategory: 51 - Salaries & Benefits Total:	**1,153,913.00**	**1,082,973.33**	**1,256,312.00**	**1,200,724.49**	**1,293,017.55**	**1,293,017.55**	**1,338,654.00**
ExpCategory: 52 - Services & Supplies								
100-3100-52051	TOOLS & MINOR EQUIPMENT	12,550.00	689.85	0.00	0.00	0.00	0.00	
100-3100-52200	PROFESSIONAL SERVICES/FEES	0.00	84,795.85	0.00	31,662.95	0.00	0.00	
100-3100-52310	LIABILITY INSURANCE	0.00	0.00	0.00	2,032.61	0.00	0.00	
	ExpCategory: 52 - Services & Supplies Total:	**12,550.00**	**85,485.70**	**0.00**	**33,695.56**	**0.00**	**0.00**	**0.00**
ExpCategory: 57 - Capital Outlay								
100-3100-57220	CAPITAL OUTLAY - VEHICLE	48,617.00	100,800.32	48,617.00	66,508.95	56,791.00	51,816.82	56,791.00
	ExpCategory: 57 - Capital Outlay Total:	**48,617.00**	**100,800.32**	**48,617.00**	**66,508.95**	**56,791.00**	**51,816.82**	**56,791.00**
	Department: 3100 - Measure Y Police Total:	**1,215,080.00**	**1,269,259.35**	**1,304,929.00**	**1,300,929.00**	**1,349,808.55**	**1,344,834.37**	**1,395,445.00**

		2023-2024 Total Budget	2023-2024 Total Activity	2024-2025 Total Budget	2024-2025 Total Activity	2025-2026 Total Budget	2025-2026 YTD Activity	Defined Budgets 2026-2027 2026-2027
Department: 3200 - Measure Y Fire								
ExpCategory: 52 - Services & Supplies								
100-3200-52051	TOOLS & MINOR EQUIPMENT	14,000.00	22,191.97	0.00	0.00	0.00	0.00	
100-3200-52200	PROFESSIONAL SERVICES/FEES	431,682.00	423,490.03	893,151.00	893,151.00	1,025,201.00	1,025,201.00	1,008,275.00
	ExpCategory: 52 - Services & Supplies Total:	**445,682.00**	**445,682.00**	**893,151.00**	**893,151.00**	**1,025,201.00**	**1,025,201.00**	**1,008,275.00**
	Department: 3200 - Measure Y Fire Total:	**445,682.00**	**445,682.00**	**893,151.00**	**893,151.00**	**1,025,201.00**	**1,025,201.00**	**1,008,275.00**

		2023-2024 Total Budget	2023-2024 Total Activity	2024-2025 Total Budget	2024-2025 Total Activity	2025-2026 Total Budget	2025-2026 YTD Activity	Defined Budgets 2026-2027
Department: 8000 - NON-DEPARTMENT								
ExpCategory: 52 - Services & Supplies								
100-8000-52040	OFFICE SUPPLIES	9,000.00	9,564.52	9,000.00	11,982.79	9,000.00	16,376.84	11,000.00
100-8000-52042	POSTAGE, SHIPPING & FREIGHT	6,000.00	9,382.84	6,000.00	7,138.24	6,000.00	4,527.72	6,000.00
100-8000-52051	TOOLS & MINOR EQUIPMENT	0.00	11.45	0.00	0.00	0.00	0.00	
100-8000-52066	AGENCY FEES	1,500.00	1,109.30	1,500.00	5,737.58	1,500.00	779.91	1,500.00
100-8000-52080	FLEET SERVICES	5,000.00	10,992.90	10,000.00	10,881.95	10,000.00	6,651.87	10,000.00
100-8000-52090	TRAINING - SAFETY	0.00	0.00	0.00	543,377.36	0.00	0.00	
100-8000-52091	TRAVEL, MEETINGS & TRAINING	0.00	180.15	0.00	4,649.13	0.00	0.00	
100-8000-52115	SUNDRY	0.00	78,210.80	2,000.00	21,013.78	2,000.00	513,276.47	2,000.00
100-8000-52138	PROPERTY TAX ADMIN COSTS	5,300.00	4,679.00	5,300.00	0.00	5,300.00	5,182.00	5,300.00
100-8000-52180	MOTOR VEHICLE TO GONZALES	200,000.00	218,907.20	220,000.00	240,838.66	220,000.00	243,085.44	255,240.00
100-8000-52200	PROFESSIONAL SERVICES/FEES	35,000.00	90,997.83	35,000.00	40,700.45	443,163.00	517,984.01	35,000.00
100-8000-52230	LEASE CONTRACTS	16,750.00	15,635.50	16,750.00	13,998.37	16,750.00	11,782.46	16,750.00
100-8000-52240	IT SERVICES	0.00	2,701.56	0.00	0.00	0.00	0.00	
100-8000-52310	LIABILITY INSURANCE	250,000.00	816,373.42	478,965.00	354,048.86	376,405.00	392,611.02	376,405.00
100-8000-52320	VEHICLE INSURANCE	10,500.00	36,760.00	20,000.00	3,300.00	20,000.00	18,234.00	20,000.00
100-8000-52400	UTILITIES	45,000.00	64,637.48	50,000.00	97,729.98	50,000.00	100,726.54	70,000.00
100-8000-52410	TELEPHONE/DATA/PAGER	70,000.00	78,974.23	70,000.00	71,025.96	70,000.00	55,315.94	60,000.00
100-8000-52518	FACILITIES EXPENSE	30,000.00	57,885.97	350,000.00	45,163.78	350,000.00	74,313.72	350,000.00
100-8000-52520	MAINTENANCE AGREEMENTS	30,110.00	66,926.69	30,110.00	26,492.32	30,110.00	39,473.16	30,110.00
100-8000-52525	REPAIRS & MAINTENANCE SUP...	0.00	2,228.36	1,000.00	938.68	1,000.00	5,972.79	1,000.00
	ExpCategory: 52 - Services & Supplies Total:	**714,160.00**	**1,566,159.20**	**1,305,625.00**	**1,499,017.89**	**1,611,228.00**	**2,006,293.89**	**1,250,305.00**
ExpCategory: 55 - Other Charges								
100-8000-55120	BAD DEBT EXPENSE	1,000.00	195.55	0.00	0.00	0.00	0.00	
	ExpCategory: 55 - Other Charges Total:	**1,000.00**	**195.55**	**0.00**	**0.00**	**0.00**	**0.00**	**0.00**
ExpCategory: 57 - Capital Outlay								
100-8000-57000	CAPITAL OUTLAY - IMPROVEM...	0.00	20,383.96	0.00	342,841.84	200,000.00	15,208.98	360,000.03
100-8000-57100	CAPITAL OUTLAY - COMPUTER	0.00	4,000.00	0.00	1,000.00	0.00	1,000.00	
	ExpCategory: 57 - Capital Outlay Total:	**0.00**	**24,383.96**	**0.00**	**343,841.84**	**200,000.00**	**16,208.98**	**360,000.03**

		2023-2024 Total Budget	2023-2024 Total Activity	2024-2025 Total Budget	2024-2025 Total Activity	2025-2026 Total Budget	2025-2026 YTD Activity	Defined Budgets 2026-2027 2026-2027
ExpCategory: 59 - Transfers Out								
100-8000-59000	TRANSFER OUT	0.00	2,519,708.86	0.00	85,010.60	100,000.00	0.00	
	ExpCategory: 59 - Transfers Out Total:	**0.00**	**2,519,708.86**	**0.00**	**85,010.60**	**100,000.00**	**0.00**	**0.00**
	Department: 8000 - NON-DEPARTMENT Total:	**715,160.00**	**4,110,447.57**	**1,305,625.00**	**1,927,870.33**	**1,911,228.00**	**2,022,502.87**	**1,610,305.03**
	Expense Total:	**13,709,173.00**	**15,962,325.87**	**15,066,981.00**	**14,968,840.57**	**16,087,485.69**	**15,619,416.98**	**16,386,660.95**
	Fund: 100 - GENERAL FUND Surplus (Deficit):	**-244,474.00**	**-1,235,689.16**	**-500,000.00**	**-242,375.53**	**-571,679.01**	**-567,265.33**	**-444,203.95**
	Report Surplus (Deficit):	**-244,474.00**	**-1,235,689.16**	**-500,000.00**	**-242,375.53**	**-571,679.01**	**-567,265.33**	**-444,203.95**

Fund Summary

Fund	2023-2024 Total Budget	2023-2024 Total Activity	2024-2025 Total Budget	2024-2025 Total Activity	2025-2026 Total Budget	2025-2026 YTD Activity	Defined Budgets 2026-2027 2026-2027
100 - GENERAL FUND	-244,474.00	-1,235,689.16	-500,000.00	-242,375.53	-571,679.01	-567,265.33	-444,203.95
Report Surplus (Deficit):	**-244,474.00**	**-1,235,689.16**	**-500,000.00**	**-242,375.53**	**-571,679.01**	**-567,265.33**	**-444,203.95**

Soledad, CA

Budget Worksheet
Account Summary
For Fiscal: 2025-2026 Period Ending: 06/30/2026

		2023-2024 Total Budget	2023-2024 Total Activity	2024-2025 Total Budget	2024-2025 Total Activity	2025-2026 Total Budget	2025-2026 YTD Activity	Defined Budgets 2026-2027 2026-2027
Fund: 100 - GENERAL FUND								
Revenue								
Department: 0000 - 0000								
RevCategory: 40 - Property Taxes								
100-0000-40100	PROPERTY TAX - SECURED	530,000.00	517,206.83	532,000.00	541,983.43	553,280.00	570,782.27	590,600.00
100-0000-40110	PROPERTY TAX - UNSECURED	25,000.00	24,988.49	24,500.00	28,293.79	27,500.00	28,868.21	28,000.00
100-0000-40120	PROPERTY TAX - SEPPLEMENTAL	30,000.00	31,616.47	30,000.00	22,631.30	30,000.00	31,986.80	30,000.00
100-0000-40140	PROPERTY TAX - PRIOR YEAR S...	5,000.00	8,853.51	6,000.00	5,450.62	6,000.00	6,977.19	6,000.00
100-0000-40145	PROPERTY TAX - UNITARY	42,000.00	40,448.39	41,000.00	41,368.01	41,000.00	44,964.70	45,000.00
100-0000-40150	PROPERTY TAX - HOPTR	2,000.00	1,897.20	1,800.00	1,859.92	1,800.00	1,994.98	2,000.00
100-0000-40160	PROPERTY TAX - VLF	20,000.00	34,094.53	4,050,000.00	4,144,863.00	4,355,833.00	4,480,556.00	4,711,000.00
100-0000-40170	PROPERTY TAX - TRANSFER TAX	30,000.00	59,695.97	40,000.00	56,841.57	40,000.00	18,958.50	40,000.00
100-0000-40180	PROPERTY TAX - RPTTF	275,000.00	480,183.46	375,000.00	466,318.77	375,000.00	510,505.03	510,000.00
100-0000-44130	MVLF EXCESS	3,600,000.00	3,858,897.00	35,000.00	43,438.29	35,000.00	42,120.22	40,000.00
	RevCategory: 40 - Property Taxes Total:	**4,559,000.00**	**5,057,881.85**	**5,135,300.00**	**5,353,048.70**	**5,465,413.00**	**5,737,713.90**	**6,002,600.00**
RevCategory: 41 - Other Taxes								
100-0000-41100	SALES TAX - BRADLEY BURNS	1,199,664.00	1,189,994.15	1,191,000.00	1,213,021.26	1,241,391.00	1,127,048.78	1,256,446.00
100-0000-41101	SALES TAX - MEASURE S	1,156,000.00	1,210,317.72	1,196,000.00	1,172,093.77	1,200,000.00	1,082,307.40	1,214,000.00
100-0000-41103	SALES TAX - MEASURE Y	2,311,000.00	2,423,508.95	2,392,000.00	2,347,250.84	2,399,000.00	2,166,094.55	2,428,000.00
100-0000-41130	TRANSIENT OCCUPANCY TAX	150,000.00	247,092.80	190,000.00	220,865.51	190,000.00	231,007.76	140,000.00
100-0000-41140	UTILITY USER TAX	780,000.00	1,005,992.44	820,000.00	1,169,980.56	950,000.00	1,080,642.07	975,000.00
	RevCategory: 41 - Other Taxes Total:	**5,596,664.00**	**6,076,906.06**	**5,789,000.00**	**6,123,211.94**	**5,980,391.00**	**5,687,100.56**	**6,013,446.00**
RevCategory: 42 - License & Permits								
100-0000-42010	BUSINESS LICENSE	80,000.00	101,434.75	80,000.00	85,263.75	100,000.00	116,516.25	110,000.00
100-0000-42100	ANIMAL LICENSES	2,000.00	2,488.00	2,000.00	627.00	2,000.00	3,880.00	3,500.00
100-0000-42300	BUILDING PERMITS	580,000.00	353,432.34	400,000.00	180,522.21	400,000.00	156,036.10	400,000.00
100-0000-42320	BUILDING PERMIT (PLAN CHEC...	100,000.00	139,181.71	200,000.00	94,529.86	200,000.00	96,494.38	200,000.00
	RevCategory: 42 - License & Permits Total:	**762,000.00**	**596,536.80**	**682,000.00**	**360,942.82**	**702,000.00**	**372,926.73**	**713,500.00**

		2023-2024 Total Budget	2023-2024 Total Activity	2024-2025 Total Budget	2024-2025 Total Activity	2025-2026 Total Budget	2025-2026 YTD Activity	2026-2027 2026-2027
						Defined Budgets		
RevCategory: 43 - Fines & Penalties								
100-0000-43100	CITATION SIGN-OFF REVENUE	2,000.00	5,295.06	5,000.00	3,977.00	5,000.00	5,967.94	5,000.00
100-0000-43110	COURT FINES	30,000.00	27,181.75	30,000.00	28,789.33	30,000.00	26,233.98	30,000.00
	RevCategory: 43 - Fines & Penalties Total:	**32,000.00**	**32,476.81**	**35,000.00**	**32,766.33**	**35,000.00**	**32,201.92**	**35,000.00**
RevCategory: 44 - Revenue from Other Agencies								
100-0000-44110	FIRE DISTRICT MISSION COLLEC...	258,750.00	291,709.23	300,000.00	297,483.25	330,000.00	273,470.72	300,000.00
100-0000-44140	SB 90 CLAIMS	10,000.00	47,353.00	20,000.00	31,907.00	20,000.00	-323.00	30,000.00
	RevCategory: 44 - Revenue from Other Agencies Total:	**268,750.00**	**339,062.23**	**320,000.00**	**329,390.25**	**350,000.00**	**273,147.72**	**330,000.00**
RevCategory: 45 - Franchise Fees								
100-0000-45000	PG&E FRANCHISE	155,400.00	166,285.15	170,000.00	186,571.36	185,000.00	187,944.58	190,000.00
100-0000-45110	CABLE TV FRANCHISE	25,000.00	34,673.60	20,000.00	15,106.46	30,000.00	24,721.57	25,000.00
100-0000-45200	GARBAGE FRANCHISE	1,090,000.00	1,090,000.00	1,100,000.00	1,050,786.50	698,578.00	974,000.00	770,679.00
	RevCategory: 45 - Franchise Fees Total:	**1,270,400.00**	**1,290,958.75**	**1,290,000.00**	**1,252,464.32**	**913,578.00**	**1,186,666.15**	**985,679.00**
RevCategory: 46 - Charges for Current Services								
100-0000-42330	ADMINISTRATION FEES	1,000.00	1,613.75	1,000.00	3,065.82	1,000.00	493.08	1,000.00
100-0000-46100	CERTIFICATE OF OCCUPANCY I...	1,500.00	1,000.00	1,500.00	2,730.25	1,500.00	1,367.85	1,500.00
100-0000-46110	CONDITIONAL USE PERMIT	0.00	1,289.00	2,500.00	5,877.13	2,500.00	3,738.28	4,000.00
100-0000-46115	BUILDING DEPARTMENT AUT...	7,500.00	4,761.60	7,000.00	2,900.52	7,000.00	2,726.50	7,000.00
100-0000-46120	BUILDING DEPT. TRAINING/ED...	15,000.00	9,555.58	15,000.00	5,759.14	15,000.00	4,264.05	15,000.00
100-0000-46125	BUILDING DOCUMENT STORAG...	5,000.00	3,515.27	5,000.00	3,306.68	5,000.00	1,671.43	5,000.00
100-0000-46130	PLANNING FEE	20,000.00	20,604.59	30,000.00	34,278.62	30,000.00	9,839.54	30,000.00
100-0000-46140	FIRE ALARM PLAN REVIEW & I...	2,500.00	7,396.21	5,000.00	1,188.00	5,000.00	0.00	5,000.00
100-0000-46145	FIRE INSPECTION FEE	15,000.00	7,017.50	15,000.00	5,960.50	10,000.00	3,502.90	10,000.00
100-0000-46150	FIRE PLAN CHECK FEE	25,000.00	11,705.88	25,000.00	11,235.33	25,000.00	14,950.96	25,000.00
100-0000-46308	ABANDONED PROPERTY	1,000.00	150.00	500.00	0.00	500.00	150.00	500.00
100-0000-46330	CODE ENFORCEMENT FEE	0.00	0.00	0.00	2.90	0.00	43.50	
100-0000-46340	LIVESCAN PROCESSING FEE	6,000.00	0.00	0.00	15.50	0.00	0.00	
100-0000-46345	POLICE SERVICES	15,000.00	20,861.19	20,000.00	13,825.85	20,000.00	17,363.25	20,000.00
100-0000-46350	POST REIMBURSEMENT TRAIN...	19,000.00	9,223.01	19,000.00	25,263.15	19,000.00	19,486.10	19,000.00
100-0000-46365	VEHICLE IMPOUND/RELEASE F...	50,000.00	36,621.77	50,000.00	32,463.21	50,000.00	20,665.80	50,000.00
	RevCategory: 46 - Charges for Current Services Total:	**183,500.00**	**135,315.35**	**196,500.00**	**147,872.60**	**191,500.00**	**100,263.24**	**193,000.00**

		2023-2024 Total Budget	2023-2024 Total Activity	2024-2025 Total Budget	2024-2025 Total Activity	2025-2026 Total Budget	2025-2026 YTD Activity	Defined Budgets 2026-2027 2026-2027
RevCategory: 47 - Grants								
100-0000-47100	COPS GRANT (SLEFS)	150,000.00	177,825.63	165,000.00	194,663.46	170,000.00	193,203.28	184,000.00
100-0000-47130	SOAR GRANTS	0.00	8,333.33	0.00	10,000.00	0.00	0.00	
100-0000-47140	GRANT REVENUE	7,500.00	58,300.00	7,500.00	0.00	427,485.68	691,494.61	494,000.00
	RevCategory: 47 - Grants Total:	**157,500.00**	**244,458.96**	**172,500.00**	**204,663.46**	**597,485.68**	**884,697.89**	**678,000.00**
RevCategory: 48 - Other Revenue								
100-0000-42325	MISCELLANEOUS PERMITS	5,000.00	8,497.16	7,000.00	7,065.95	7,000.00	2,983.80	7,000.00
100-0000-48012	CONTRIBUTIONS	0.00	8,510.00	103,500.00	990.00	103,500.00	0.00	20,000.00
100-0000-48013	EVENT CONTRIBUTIONS	0.00	1,000.00	0.00	0.00	0.00	0.00	
100-0000-48022	SCHOOL RESOURCES	0.00	15.00	0.00	31.00	0.00	62.40	
100-0000-48025	MISCELLANEOUS REVENUE	0.00	0.00	0.00	-19,529.24	0.00	-625.60	
100-0000-48026	MISCELLANEOUS REVENUE	60,000.00	397,257.01	100,000.00	115,125.67	100,000.00	88,664.89	100,000.00
100-0000-48050	SALE OF PROPERTY	0.00	0.00	0.00	101,374.29	25,000.00	18,871.01	25,000.00
100-0000-48410	INTEREST REVENUE	150,000.00	301,956.83	250,000.00	236,625.50	250,000.00	159,470.52	150,000.00
100-0000-48420	RENTS	10,000.00	18,734.68	55,000.00	49,707.96	85,000.00	44,647.38	50,000.00
100-0000-48510	BANK FEES REIMBURSEMENT	2,000.00	2,456.50	3,000.00	2,871.40	3,000.00	0.00	
100-0000-48516	CREDIT CARD REBATES	0.00	3,739.98	2,000.00	5,151.20	4,000.00	5,414.31	5,500.00
100-0000-48517	CREDIT CARD FEES	5,000.00	6,562.16	5,500.00	5,915.06	5,500.00	5,634.74	5,500.00
100-0000-48520	NOTARY FEES	0.00	3,429.71	6,000.00	0.00	3,500.00	0.00	3,500.00
100-0000-48525	PRODUCT SALES	1,500.00	767.10	0.00	25.00	0.00	0.00	
100-0000-48610	RECREATION RENTAL REVENUE	78,750.00	27,738.50	20,000.00	0.00	20,000.00	668.58	10,000.00
100-0000-48615	RECREATION REVENUE	115,500.00	172,375.27	160,000.00	222,429.84	170,000.00	259,327.77	255,000.00
	RevCategory: 48 - Other Revenue Total:	**427,750.00**	**953,039.90**	**712,000.00**	**727,783.63**	**776,500.00**	**585,119.80**	**631,500.00**
RevCategory: 49 - Transfers In								
100-0000-49000	TRANSFER IN	207,135.00	0.00	234,681.00	194,320.99	503,939.00	192,313.74	359,732.00
	RevCategory: 49 - Transfers In Total:	**207,135.00**	**0.00**	**234,681.00**	**194,320.99**	**503,939.00**	**192,313.74**	**359,732.00**
	Department: 0000 - 0000 Total:	**13,464,699.00**	**14,726,636.71**	**14,566,981.00**	**14,726,465.04**	**15,515,806.68**	**15,052,151.65**	**15,942,457.00**
	Revenue Total:	**13,464,699.00**	**14,726,636.71**	**14,566,981.00**	**14,726,465.04**	**15,515,806.68**	**15,052,151.65**	**15,942,457.00**

Soledad, CA

Budget Worksheet

Account Summary

For Fiscal: 2025-2026 Period Ending: 06/30/2026

		2023-2024 Total Budget	2023-2024 Total Activity	2024-2025 Total Budget	2024-2025 Total Activity	2025-2026 Total Budget	2025-2026 YTD Activity	Defined Budgets 2026-2027 2026-2027
Fund: 800 - GF CAPITAL								
Revenue								
Department: 0000 - 0000								
RevCategory: 00 - 00								
800-0000-49000	TRANSFER IN	0.00	2,500,000.00	0.00	0.00	100,000.00	0.00	
	RevCategory: 00 - 00 Total:	**0.00**	**2,500,000.00**	**0.00**	**0.00**	**100,000.00**	**0.00**	**0.00**
RevCategory: 48 - Other Revenue								
800-0000-48410	INTEREST REVENUE	20,000.00	190,556.03	140,000.00	313,438.27	250,000.00	271,235.78	175,000.00
	RevCategory: 48 - Other Revenue Total:	**20,000.00**	**190,556.03**	**140,000.00**	**313,438.27**	**250,000.00**	**271,235.78**	**175,000.00**
	Department: 0000 - 0000 Total:	**20,000.00**	**2,690,556.03**	**140,000.00**	**313,438.27**	**350,000.00**	**271,235.78**	**175,000.00**
	Revenue Total:	**20,000.00**	**2,690,556.03**	**140,000.00**	**313,438.27**	**350,000.00**	**271,235.78**	**175,000.00**
Expense								
Department: 0000 - 0000								
ExpCategory: 59 - Transfers Out								
800-0000-59000	TRANSFER OUT	0.00	0.00	0.00	0.00	200,000.00	0.00	58,000.00
	ExpCategory: 59 - Transfers Out Total:	**0.00**	**0.00**	**0.00**	**0.00**	**200,000.00**	**0.00**	**58,000.00**
	Department: 0000 - 0000 Total:	**0.00**	**0.00**	**0.00**	**0.00**	**200,000.00**	**0.00**	**58,000.00**
	Expense Total:	**0.00**	**0.00**	**0.00**	**0.00**	**200,000.00**	**0.00**	**58,000.00**
	Fund: 800 - GF CAPITAL Surplus (Deficit):	**20,000.00**	**2,690,556.03**	**140,000.00**	**313,438.27**	**150,000.00**	**271,235.78**	**117,000.00**
	Report Surplus (Deficit):	**20,000.00**	**2,690,556.03**	**140,000.00**	**313,438.27**	**150,000.00**	**271,235.78**	**117,000.00**

Fund Summary

Fund	2023-2024 Total Budget	2023-2024 Total Activity	2024-2025 Total Budget	2024-2025 Total Activity	2025-2026 Total Budget	2025-2026 YTD Activity	Defined Budgets 2026-2027 2026-2027
800 - GF CAPITAL	20,000.00	2,690,556.03	140,000.00	313,438.27	150,000.00	271,235.78	117,000.00
Report Surplus (Deficit):	**20,000.00**	**2,690,556.03**	**140,000.00**	**313,438.27**	**150,000.00**	**271,235.78**	**117,000.00**

ENTERPRISE FUNDS

FY 2026-27 BUDGET NARRATIVE

Name of Activity: Water Operations

Account #309-0000

Funding Source: Water Fund

Budget Overview

The Water Fund supports the production, treatment, storage, and distribution of safe and reliable potable water to City of Soledad customers. The Water Division is responsible for the operation and maintenance of all five City-owned water wells, four one-million-gallon reservoirs, a water booster station, a water treatment facility and performs all system operations, sampling, reporting, and maintenance in-house, ensuring reliable service, regulatory compliance, and timely response to system needs.

The FY 2026-27 budget is funded through user rates and designated fund balance and supports daily operations, preventive maintenance, energy costs for wells, water treatment and booster pumps, and continued investment in critical water infrastructure. Budget assumptions are consistent with the City's most recent water rate study and long-term financial planning.

Overall, the Water Fund budget prioritizes system reliability, public health and safety, proactive maintenance, and responsible financial stewardship of the City's water system.

FY 2025-26 Budget Accomplishments

- Initiated a comprehensive Water System Facilities Reliability and Condition Assessment, the first for Soledad, evaluating infrastructure condition, reliability, and capacity, and providing cost estimates to guide capital planning, budgeting, and rate studies. (This Assessment will be presented in Council in October/November 2026.)
- Completed SCADA system server upgrades and installed new pump and motor equipment at Well 6 to improve system reliability and operational efficiency.
- Performed replacement and repairs of fire hydrants throughout the city to enhance system performance and public safety and maintain the City's high Insurance Services Office (ISO) rating to keep homeowner insurance premiums as low as possible.
- Performed replacement and repairs of broken water main valves in the streets throughout the city to maintain fire flows and pressures.

Performance Objectives/Projects to be Delivered in FY 2026-27

The City has completed a comprehensive Water System Assessment, which now serves as the foundation for an updated Capital Improvement Program (CIP). The assessment identified key infrastructure priorities, including:

- Conduct ongoing water system maintenance.
- Interior cleaning of four one-million-gallon potable water storage tanks to maintain water quality and ensure continued system reliability.
- Complete a comprehensive water rate study to evaluate the adequacy of existing rates in supporting operational and capital needs, ensuring the long-term financial sustainability of the City's water system.
- Apply for funding to replace generators at water well sites and storage tanks to improve emergency power reliability and maintain potable water service during outages.
- Coordinate the replacement of approximately 1,000 water meters to improve accuracy and support water conservation efforts, funded through the Water and Energy Efficiency Grant (WEEG) grant.
- Continue to perform replacement and repairs of broken water main valves in the streets throughout the city to maintain fire flows and pressures.

In alignment with City Council priorities, a major departmental focus is on increasing proactive maintenance of water wells, particularly ahead of the high-demand summer months, to reduce equipment failures, minimize service disruptions, and avoid costly emergency repairs. The budget also supports continued investment in high-priority capital improvements designed to enhance operational efficiency and maintain reliable delivery of potable water to the community.

Soledad, CA

Budget Worksheet
Account Summary
For Fiscal: 2025-2026 Period Ending: 06/30/2026

		2023-2024 Total Budget	2023-2024 Total Activity	2024-2025 Total Budget	2024-2025 Total Activity	2025-2026 Total Budget	2025-2026 YTD Activity	Defined Budgets 2026-2027 2026-2027
Fund: 309 - WATER OPERATIONS								
Revenue								
Department: 0000 - 0000								
RevCategory: 00 - 00								
309-0000-46200	UTILITY REVENUE	3,582,808.00	3,434,071.82	4,141,561.00	3,817,530.10	4,334,745.00	3,943,713.69	4,638,200.00
309-0000-46210	RECONNECTION FEE	20,000.00	23,591.67	25,000.00	28,090.70	25,000.00	34,551.12	30,000.00
309-0000-46215	PENALTY FEE	50,000.00	70,775.83	50,000.00	88,101.40	50,000.00	83,307.97	75,000.00
309-0000-46220	HOOK UP FEE	100,000.00	57,143.89	100,000.00	33,347.77	100,000.00	3,569.84	20,000.00
309-0000-47140	GRANT REVENUE	0.00	0.00	0.00	0.00	467,511.00	0.00	467,510.00
309-0000-48025	MISCELLANEOUS REVENUE	10,000.00	3,506.59	5,000.00	16,407.54	7,500.00	5,063.10	7,500.00
	RevCategory: 00 - 00 Total:	**3,762,808.00**	**3,589,089.80**	**4,321,561.00**	**3,983,477.51**	**4,984,756.00**	**4,070,205.72**	**5,238,210.00**
RevCategory: 48 - Other Revenue								
309-0000-48410	INTEREST REVENUE	10,000.00	17,704.65	17,000.00	15,183.12	10,000.00	34,633.41	15,000.00
	RevCategory: 48 - Other Revenue Total:	**10,000.00**	**17,704.65**	**17,000.00**	**15,183.12**	**10,000.00**	**34,633.41**	**15,000.00**
	Department: 0000 - 0000 Total:	**3,772,808.00**	**3,606,794.45**	**4,338,561.00**	**3,998,660.63**	**4,994,756.00**	**4,104,839.13**	**5,253,210.00**
	Revenue Total:	**3,772,808.00**	**3,606,794.45**	**4,338,561.00**	**3,998,660.63**	**4,994,756.00**	**4,104,839.13**	**5,253,210.00**
Expense								
Department: 0000 - 0000								
ExpCategory: 51 - Salaries & Benefits								
309-0000-51100	SALARIES	900,705.00	749,832.99	965,653.00	770,892.48	1,054,358.29	938,091.41	1,104,343.00
309-0000-51130	OVERTIME	13,000.00	13,150.29	13,000.00	16,764.16	13,000.00	20,536.37	13,000.00
309-0000-51140	CERTIFICATES	9,873.00	5,970.72	10,973.00	5,759.13	10,536.75	5,686.43	12,045.00
309-0000-51145	ON CALL	15,000.00	15,540.00	15,000.00	34,712.00	15,000.00	44,319.00	15,000.00
309-0000-51155	UNIFORM MAINTENANCE	0.00	0.00	900.00	0.00	895.60	0.00	563.00
309-0000-51200	SOCIAL SECURITY / MEDICARE	71,801.00	63,049.07	76,923.00	65,293.87	83,674.98	84,314.90	87,567.00
309-0000-51210	PERS-PENSION	183,794.00	117,477.23	196,530.00	136,476.22	175,000.00	170,865.13	224,005.00
309-0000-51220	BENEFITS	0.00	4,498.33	0.00	7,325.54	0.00	10,032.61	
309-0000-51225	DEFERRED COMPENSATION	0.00	0.00	0.00	0.00	0.00	0.00	4,960.00

		2023-2024 Total Budget	2023-2024 Total Activity	2024-2025 Total Budget	2024-2025 Total Activity	2025-2026 Total Budget	2025-2026 YTD Activity	Defined Budgets 2026-2027
309-0000-51230	INSURANCE-MED,DEN,VISION	155,252.00	94,417.43	128,821.00	100,040.28	130,850.00	126,175.20	141,241.00
309-0000-51267	LTD & AD&D	5,657.00	0.00	5,849.00	0.00	6,273.92	0.00	3,231.00
309-0000-51300	UNEMPLOYMENT INSURANCE	0.00	0.00	0.00	3,985.07	0.00	39.20	
309-0000-51310	WORKERS COMP	43,669.00	97,587.45	43,669.00	40,754.77	34,959.00	34,600.66	34,959.00
309-0000-51312	WORKERS COMP (NON TAX)	0.00	82.74	0.00	0.00	0.00	0.00	
	ExpCategory: 51 - Salaries & Benefits Total:	**1,398,751.00**	**1,161,606.25**	**1,457,318.00**	**1,182,003.52**	**1,524,548.54**	**1,434,660.91**	**1,640,914.00**
ExpCategory: 52 - Services & Supplies								
309-0000-52010	MEMBERSHIP DUES	3,960.00	4,421.85	4,465.00	5,251.50	4,465.00	5,016.15	4,465.00
309-0000-52030	ORDINANCE & PUBLISHINGS	8,000.00	501.36	8,000.00	433.45	8,000.00	12,714.26	8,000.00
309-0000-52040	OFFICE SUPPLIES	2,000.00	1,308.17	2,000.00	3,274.31	2,000.00	1,550.78	2,000.00
309-0000-52042	POSTAGE, SHIPPING & FREIGHT	8,000.00	10,606.26	8,000.00	10,412.95	8,000.00	11,464.00	10,500.00
309-0000-52044	CHEMICAL	45,000.00	55,681.05	45,000.00	57,679.48	45,000.00	59,168.34	60,000.00
309-0000-52048	UNIFORM PURCHASE	2,000.00	2,212.73	2,000.00	1,474.48	2,000.00	1,276.84	2,000.00
309-0000-52051	TOOLS & MINOR EQUIPMENT	50,000.00	107,928.58	60,000.00	60,539.28	60,000.00	64,526.69	60,000.00
309-0000-52052	SAFETY EQUIPMENT	5,000.00	18,747.15	5,000.00	2,871.29	5,000.00	6,881.22	5,000.00
309-0000-52053	LAB ANALYSIS & TESTING	25,000.00	28,680.30	25,000.00	27,847.10	25,000.00	22,585.40	25,000.00
309-0000-52066	AGENCY FEES	40,500.00	38,838.10	40,500.00	49,656.70	40,500.00	37,991.55	40,500.00
309-0000-52067	BANK FEES	10,000.00	0.00	10,000.00	0.00	0.00	0.00	
309-0000-52072	WEB INCODE FEES	63,000.00	38,107.62	72,000.00	55,932.78	100,000.00	166,290.83	100,000.00
309-0000-52080	FLEET SERVICES	17,000.00	7,080.75	17,000.00	11,821.85	17,000.00	9,979.74	17,000.00
309-0000-52085	FUEL	22,000.00	25,471.61	22,000.00	20,077.42	22,000.00	22,950.59	22,000.00
309-0000-52090	TRAINING - SAFETY	3,000.00	0.00	3,000.00	2,250.97	3,000.00	3,296.00	3,000.00
309-0000-52091	TRAVEL, MEETINGS & TRAINING	15,000.00	11,203.48	15,000.00	12,189.93	10,000.00	11,359.02	10,000.00
309-0000-52200	PROFESSIONAL SERVICES/FEES	200,000.00	186,427.27	201,200.00	126,985.29	101,200.00	83,208.90	107,000.00
309-0000-52225	AUDITING SERVICES	4,750.00	5,644.00	4,750.00	4,875.00	4,750.00	0.00	4,750.00
309-0000-52230	LEASE CONTRACTS	25,000.00	2,732.55	25,000.00	7,695.16	25,000.00	26,170.08	26,000.00
309-0000-52310	LIABILITY INSURANCE	67,000.00	82,003.42	67,000.00	117,990.59	138,016.00	139,000.93	139,000.00
309-0000-52400	UTILITIES	425,000.00	532,600.93	510,000.00	627,794.03	510,000.00	660,212.71	630,000.00
309-0000-52410	TELEPHONE/DATA/PAGER	6,000.00	1,035.18	1,200.00	0.00	1,200.00	0.00	
309-0000-52415	CELLULAR PHONE	3,500.00	3,068.32	3,500.00	3,924.15	3,500.00	3,785.94	3,500.00
309-0000-52515	HYDRANT/VALVE REPAIR/REPL...	30,000.00	97,067.15	20,000.00	221,902.93	20,000.00	0.00	20,000.00

		2023-2024 Total Budget	2023-2024 Total Activity	2024-2025 Total Budget	2024-2025 Total Activity	2025-2026 Total Budget	2025-2026 YTD Activity	Defined Budgets 2026-2027 2026-2027
309-0000-52518	FACILITIES EXPENSE	15,000.00	7,522.95	15,000.00	4,176.02	15,000.00	3,653.20	15,000.00
309-0000-52520	MAINTENANCE AGREEMENTS	48,725.00	46,709.90	56,390.00	37,428.74	56,390.00	51,467.58	56,390.00
309-0000-52521	METER REPAIR/REPLACEMENT	170,000.00	143,088.76	115,000.00	131,822.73	115,000.00	87,064.34	85,000.00
309-0000-52525	REPAIRS & MAINTENANCE SUP...	230,000.00	246,807.32	230,000.00	242,290.24	230,000.00	203,208.99	210,000.00
309-0000-52533	WELL MAINTENANCE PROGRAM	50,000.00	243,398.21	65,000.00	62,735.40	65,000.00	23,245.39	50,000.00
	ExpCategory: 52 - Services & Supplies Total:	**1,594,435.00**	**1,948,894.97**	**1,653,005.00**	**1,911,333.77**	**1,637,021.00**	**1,718,069.47**	**1,716,105.00**
ExpCategory: 55 - Other Charges								
309-0000-55100	DEPRECIATION EXPENSE	0.00	368,555.00	385,000.00	363,726.00	385,000.00	0.00	375,000.00
309-0000-55110	AMORTIZATION EXPENSE	0.00	31,485.00	0.00	23,905.00	0.00	0.00	
309-0000-55120	BAD DEBT EXPENSE	0.00	-182.75	0.00	52,227.09	0.00	0.00	
309-0000-55200	CONTRA PENSION EXPENSE	0.00	380,186.00	0.00	-5,903.00	0.00	0.00	
	ExpCategory: 55 - Other Charges Total:	**0.00**	**780,043.25**	**385,000.00**	**433,955.09**	**385,000.00**	**0.00**	**375,000.00**
ExpCategory: 57 - Capital Outlay								
309-0000-57000	CAPITAL OUTLAY - IMPROVEM...	1,320,000.00	473,926.39	987,002.00	405,978.40	1,579,081.00	201,703.86	1,146,233.00
309-0000-57100	CAPITAL OUTLAY - COMPUTER	5,000.00	1,592.47	5,000.00	1,308.03	22,500.00	17,859.21	
	ExpCategory: 57 - Capital Outlay Total:	**1,325,000.00**	**475,518.86**	**992,002.00**	**407,286.43**	**1,601,581.00**	**219,563.07**	**1,146,233.00**
ExpCategory: 58 - Debt Service								
309-0000-58140	INTEREST (WATER NOTE PAYAB...	18,514.00	16,336.20	16,992.00	18,519.82	15,438.00	15,438.32	13,854.00
309-0000-58145	INTEREST (08 ENERGY RETROFI...	1,248.00	1,248.12	0.00	53.00	0.00	0.00	
309-0000-58240	PRINCIPAL (WATER NOTE PAYA...	74,600.00	0.00	76,180.00	0.00	77,670.00	0.00	79,060.00
309-0000-58245	PRINCIPAL(08 ENERGY RETROFI...	76,192.00	0.00	0.00	0.00	0.00	0.00	
	ExpCategory: 58 - Debt Service Total:	**170,554.00**	**17,584.32**	**93,172.00**	**18,572.82**	**93,108.00**	**15,438.32**	**92,914.00**
	Department: 0000 - 0000 Total:	**4,488,740.00**	**4,383,647.65**	**4,580,497.00**	**3,953,151.63**	**5,241,258.54**	**3,387,731.77**	**4,971,166.00**
	Expense Total:	**4,488,740.00**	**4,383,647.65**	**4,580,497.00**	**3,953,151.63**	**5,241,258.54**	**3,387,731.77**	**4,971,166.00**
	Fund: 309 - WATER OPERATIONS Surplus (Deficit):	**-715,932.00**	**-776,853.20**	**-241,936.00**	**45,509.00**	**-246,502.54**	**717,107.36**	**282,044.00**

FY 2026-27 BUDGET NARRATIVE

Name of Activity: Wastewater Operations

Account #310-0000

Funding Source: Sewer Fund

Budget Overview

The Sewer Fund supports the collection, treatment, and disposal of wastewater and stormwater for the City of Soledad. The Wastewater Division is responsible for the operation and maintenance of the wastewater collection system, stormwater infrastructure, and the Water Reclamation Facility (WRF), ensuring reliable service and compliance with state and federal environmental regulations. The wastewater service area also includes wastewater collection and treatment from all CDCR facilities located approximately three miles north of Soledad.

The FY 2026-27 Sewer Fund budget includes operating expenses, capital expenditures, and annual debt service associated with the State Revolving Fund loan used to finance construction of the City's wastewater treatment plant. This financial plan is based on the adopted 2021 wastewater rate study, which established a rate structure designed to fully fund operating costs and capital projects for the repair, rehabilitation, and modernization of the wastewater collection system and treatment facility. The City is currently in the process of completing an updated wastewater rate study; however, until that study is finalized and adopted by the City Council, the FY 26-27 budget continues to rely on the existing 2021 rate study assumptions. Projects aimed at expanding treatment capacity to accommodate future growth are separately funded through the Development Impact Fee Fund.

For FY 2026–2027, the total recommended budget for the Wastewater Division includes:

- $5.7 million in operating expenses
- $1.3 million in capital expenditures
- $1.7 million in annual debt service for the State Revolving Fund loan, used to finance construction of the City's wastewater treatment plant

Key Operational Changes and Priorities

Based on findings from the recent Water Reclamation Facility (WRF) condition assessment, FY 2026–27 priorities shift from regulatory transition to addressing deferred maintenance and aging infrastructure that are impacting operational efficiency and long-term reliability. The assessment identified critical needs within core treatment processes, particularly the headworks, aeration system, and supporting mechanical and electrical components, where outdated equipment and

wear have resulted in increased energy consumption, higher operating costs, and elevated maintenance demands.

Accordingly, the department will prioritize proactive maintenance, targeted rehabilitation, and capital planning to stabilize operations, reduce inefficiencies, and extend the useful life of key assets. These efforts will inform the development of a comprehensive five-year Capital Improvement Program (CIP) focused on improving treatment performance, controlling operating costs, and ensuring continued compliance with evolving state and federal wastewater regulations.

Stormwater Management Responsibilities

This budget also now includes funding for stormwater regulatory compliance and system maintenance, previously covered under the sanitation fund. The change is a response to new, unfunded mandates from the State, which significantly expand the City's responsibilities in this area.

Ongoing stormwater responsibilities include:

- Maintenance and inspection of all stormwater piping, inlets, and catch basins
- Oversight of stormwater outfalls to the Salinas River
- Maintenance of retention ponds at key locations:
    - Wastewater Reclamation Facility (WRF)
    - Gabilan Street
    - Veterans Park
    - Pond located between Front Street and U.S. Highway 101, near the UPRR property

FY 2025-26 Budget Accomplishments

- Advanced construction of the Recycled Water Conveyance Project (funded by UCDR Grant) to support irrigation of City parks and school fields with Title 22 recycled water, reducing potable water use and improving drought resilience.
- Completed a comprehensive Water Reclamation Facility Assessment, which served as the foundation for an updated Capital Improvement Program (CIP) addressing critical system-wide maintenance needs and a major improvement project at the Water Reclamation Facility.
- Replaced several large trunk sanitary sewer main manholes.
- Implemented improvements to the aeration system at the Water Reclamation Facility to enhance treatment efficiency, reliability, and regulatory compliance.

Performance Objectives/Projects to be Delivered in FY 2026-27

- Install the new clarifier to improve wastewater treatment capacity, reliability, and performance at the Water Reclamation Facility.
- Upgrade the aeration system to improve treatment efficiency, reduce energy consumption and operating costs, and enhance effluent water quality.
- Upgrade the existing overflow storage basin to an engineered, lined facility capable of safely storing emergency overflows and off-specification water while maintaining regulatory compliance.
- Complete rehabilitation of the UV disinfection system to improve treatment reliability, maintain regulatory compliance, and ensure effective disinfection of treated wastewater.
- Implement additional recycled water treatment improvements to enhance water quality and expand opportunities for beneficial reuse.
- Pursue state and federal funding to construct a guide bank along the Salinas River and complete levee repairs not included in the U.S. Army Corps of Engineers project to reduce erosion, strengthen levee integrity, and protect critical infrastructure during major storm events.

		2023-2024 Total Budget	2023-2024 Total Activity	2024-2025 Total Budget	2024-2025 Total Activity	2025-2026 Total Budget	2025-2026 YTD Activity	Defined Budgets 2026-2027
Fund: 310 - WASTEWATER OPERATIONS								
Revenue								
Department: 0000 - 0000								
RevCategory: 00 - 00								
310-0000-46200	UTILITY REVENUE	3,500,000.00	3,791,533.91	4,072,627.00	4,179,357.01	4,469,517.00	4,563,227.41	4,692,995.00
310-0000-46215	PENALTY FEE	75,000.00	83,392.76	70,000.00	100,734.22	70,000.00	100,606.57	85,000.00
310-0000-46220	HOOK UP FEE	17,000.00	6,846.60	15,000.00	350.00	15,000.00	1,639.92	7,500.00
310-0000-46225	INDUSTRIAL - CDCR & WINERY	3,100,000.00	2,949,568.12	3,034,120.00	2,925,216.88	2,925,346.00	2,922,928.78	2,925,346.00
310-0000-46230	COMMERCIAL-DOLE	60,000.00	60,096.00	60,000.00	55,088.00	60,000.00	60,096.00	60,000.00
310-0000-48025	MISCELLANEOUS REVENUE	525,000.00	388,039.36	350,000.00	748,967.89	350,000.00	200,456.04	200,000.00
310-0000-49000	TRANSFER IN	0.00	0.00	0.00	1,548,147.09	0.00	0.00	
	RevCategory: 00 - 00 Total:	**7,277,000.00**	**7,279,476.75**	**7,601,747.00**	**9,557,861.09**	**7,889,863.00**	**7,848,954.72**	**7,970,841.00**
RevCategory: 48 - Other Revenue								
310-0000-48410	INTEREST REVENUE	50,000.00	540,508.24	300,000.00	567,568.15	400,000.00	363,250.68	400,000.00
	RevCategory: 48 - Other Revenue Total:	**50,000.00**	**540,508.24**	**300,000.00**	**567,568.15**	**400,000.00**	**363,250.68**	**400,000.00**
	Department: 0000 - 0000 Total:	**7,327,000.00**	**7,819,984.99**	**7,901,747.00**	**10,125,429.24**	**8,289,863.00**	**8,212,205.40**	**8,370,841.00**
	Revenue Total:	**7,327,000.00**	**7,819,984.99**	**7,901,747.00**	**10,125,429.24**	**8,289,863.00**	**8,212,205.40**	**8,370,841.00**
Expense								
Department: 0000 - 0000								
ExpCategory: 51 - Salaries & Benefits								
310-0000-51100	SALARIES	1,567,128.00	1,723,150.22	1,813,000.00	1,961,976.88	1,976,111.99	1,770,578.40	1,890,694.00
310-0000-51130	OVERTIME	60,000.00	46,502.07	50,000.00	49,671.76	50,000.00	59,669.54	50,000.00
310-0000-51140	CERTIFICATES	15,341.00	17,595.46	16,009.00	15,280.45	15,141.21	13,364.64	13,050.00
310-0000-51145	ON CALL	30,000.00	28,120.00	15,000.00	9,560.00	15,000.00	0.00	15,000.00
310-0000-51155	UNIFORM MAINTENANCE	0.00	0.00	900.00	0.00	1,792.67	0.00	788.00
310-0000-51165	SALARY - WORKERS' COMP	0.00	248.22	0.00	0.00	0.00	0.00	
310-0000-51200	SOCIAL SECURITY / MEDICARE	127,944.00	142,610.13	144,960.00	157,024.16	157,440.51	149,389.35	150,647.00
310-0000-51210	PERS-PENSION	307,895.00	224,311.23	353,120.00	279,004.66	370,110.32	297,694.08	353,376.00
310-0000-51220	BENEFITS	0.00	10,377.86	0.00	14,172.78	0.00	14,866.17	
310-0000-51225	DEFERRED COMPENSATION	0.00	0.00	0.00	0.00	0.00	0.00	4,960.00
310-0000-51230	INSURANCE-MED,DEN,VISION	222,949.00	202,356.36	205,273.00	247,014.35	249,888.00	230,256.60	247,467.00
310-0000-51267	LTD & AD&D	9,005.00	0.00	10,996.00	0.00	11,341.74	0.00	6,020.00
310-0000-51300	UNEMPLOYMENT INSURANCE	0.00	0.00	0.00	982.95	0.00	22.30	

		2023-2024 Total Budget	2023-2024 Total Activity	2024-2025 Total Budget	2024-2025 Total Activity	2025-2026 Total Budget	2025-2026 YTD Activity	Defined Budgets 2026-2027
310-0000-51310	WORKERS COMP	101,312.00	226,402.71	101,312.00	119,877.96	126,231.00	122,222.71	126,231.00
	ExpCategory: 51 - Salaries & Benefits Total:	**2,441,574.00**	**2,621,674.26**	**2,710,570.00**	**2,854,565.95**	**2,973,057.44**	**2,658,063.79**	**2,858,233.00**
ExpCategory: 52 - Services & Supplies								
310-0000-52010	MEMBERSHIP DUES	2,310.00	1,748.84	2,310.00	3,058.90	2,310.00	3,762.17	2,310.00
310-0000-52030	ORDINANCE & PUBLISHINGS	1,500.00	1,079.27	1,500.00	865.14	1,500.00	413.61	1,500.00
310-0000-52040	OFFICE SUPPLIES	5,500.00	5,979.86	5,500.00	5,286.68	5,500.00	4,205.20	5,500.00
310-0000-52042	POSTAGE, SHIPPING & FREIGHT	8,700.00	13,424.58	8,700.00	14,376.27	8,700.00	14,725.99	14,000.00
310-0000-52044	CHEMICAL	270,000.00	156,492.12	270,000.00	173,128.56	270,000.00	196,434.10	175,000.00
310-0000-52048	UNIFORM PURCHASE	3,000.00	2,539.36	3,000.00	2,792.43	3,000.00	3,225.53	3,000.00
310-0000-52051	TOOLS & MINOR EQUIPMENT	70,000.00	28,300.81	70,000.00	43,030.34	70,000.00	64,691.37	70,000.00
310-0000-52052	SAFETY EQUIPMENT	28,000.00	21,790.71	28,000.00	28,818.44	28,000.00	10,455.88	28,000.00
310-0000-52053	LAB ANALYSIS & TESTING	90,000.00	97,149.15	85,000.00	113,104.51	85,000.00	126,695.53	120,000.00
310-0000-52066	AGENCY FEES	35,000.00	39,788.06	40,600.00	55,538.46	40,600.00	38,393.68	40,000.00
310-0000-52067	BANK FEES	10,000.00	0.00	10,000.00	0.00	0.00	0.00	
310-0000-52072	WEB INCODE FEES	0.00	28,050.79	15,250.00	55,932.79	45,000.00	98,556.19	90,000.00
310-0000-52080	FLEET SERVICES	44,000.00	48,032.76	40,000.00	19,584.72	40,000.00	13,445.77	20,000.00
310-0000-52085	FUEL	40,000.00	38,276.28	40,000.00	33,605.01	40,000.00	37,557.72	40,000.00
310-0000-52090	TRAINING - SAFETY	2,500.00	0.00	5,000.00	2,330.97	5,000.00	5,714.00	5,000.00
310-0000-52091	TRAVEL, MEETINGS & TRAINING	28,000.00	33,205.07	28,000.00	26,112.83	28,000.00	22,856.86	28,000.00
310-0000-52134	COLLECTION SYSTEM MAINT/E...	75,000.00	79,395.22	150,000.00	137,064.62	150,000.00	115,193.26	150,000.00
310-0000-52136	FACILITIES MASTER PLAN	175,000.00	6,908.25	0.00	0.00	0.00	0.00	
310-0000-52170	PROGRAM COST	35,000.00	15,443.43	35,000.00	69,775.04	35,000.00	17,716.14	10,000.00
310-0000-52200	PROFESSIONAL SERVICES/FEES	220,000.00	278,884.36	326,300.00	209,222.82	326,300.00	111,019.94	329,300.00
310-0000-52225	AUDITING SERVICES	4,500.00	5,644.00	4,500.00	4,875.00	4,500.00	0.00	4,500.00
310-0000-52230	LEASE CONTRACTS	1,500.00	1,137.30	1,500.00	1,119.36	1,500.00	1,033.39	1,500.00
310-0000-52240	IT SERVICES	5,000.00	0.00	5,000.00	0.00	0.00	0.00	
310-0000-52310	LIABILITY INSURANCE	40,000.00	48,957.26	40,000.00	115,482.88	136,379.00	137,329.09	136,379.00
310-0000-52400	UTILITIES	600,000.00	763,556.60	628,000.00	852,468.44	628,000.00	711,783.58	665,000.00
310-0000-52410	TELEPHONE/DATA/PAGER	6,500.00	15,737.08	13,720.00	17,854.65	13,720.00	14,547.79	13,720.00
310-0000-52415	CELLULAR PHONE	7,000.00	8,659.14	7,000.00	8,550.54	7,000.00	9,101.99	9,000.00
310-0000-52518	FACILITIES EXPENSE	24,000.00	36,076.10	24,000.00	28,000.66	24,000.00	45,037.25	30,000.00

		2023-2024 Total Budget	2023-2024 Total Activity	2024-2025 Total Budget	2024-2025 Total Activity	2025-2026 Total Budget	2025-2026 YTD Activity	Defined Budgets 2026-2027 2026-2027
310-0000-52520	MAINTENANCE AGREEMENTS	115,125.00	139,017.74	112,290.00	72,732.54	112,290.00	80,925.04	112,290.00
310-0000-52525	REPAIRS & MAINTENANCE SUP...	550,000.00	554,779.29	430,000.00	461,883.32	430,000.00	698,949.69	430,000.00
310-0000-52526	SLUDGE DISPOSAL	105,000.00	109,747.77	131,250.00	285,946.60	131,250.00	414,124.87	360,000.00
	ExpCategory: 52 - Services & Supplies Total:	**2,602,135.00**	**2,579,801.20**	**2,561,420.00**	**2,842,542.52**	**2,672,549.00**	**2,997,895.63**	**2,893,999.00**
ExpCategory: 55 - Other Charges								
310-0000-55100	DEPRECIATION EXPENSE	1,200,000.00	1,184,931.00	1,200,000.00	1,198,916.00	1,200,000.00	0.00	1,200,000.00
310-0000-55120	BAD DEBT EXPENSE	5,000.00	-292.72	5,000.00	63,201.60	5,000.00	0.00	5,000.00
310-0000-55200	CONTRA PENSION EXPENSE	0.00	644,558.00	0.00	169,872.00	0.00	0.00	
	ExpCategory: 55 - Other Charges Total:	**1,205,000.00**	**1,829,196.28**	**1,205,000.00**	**1,431,989.60**	**1,205,000.00**	**0.00**	**1,205,000.00**
ExpCategory: 57 - Capital Outlay								
310-0000-57000	CAPITAL OUTLAY - IMPROVEM...	515,000.00	222,483.42	5,185,485.00	1,155,856.34	2,704,850.00	1,097,167.94	1,313,000.00
310-0000-57100	CAPITAL OUTLAY - COMPUTER	24,000.00	2,025.25	24,000.00	3,426.25	22,500.00	53,077.54	22,500.00
310-0000-57220	CAPITAL OUTLAY - VEHICLE	110,000.00	0.00	104,000.00	0.00	0.00	0.00	
	ExpCategory: 57 - Capital Outlay Total:	**649,000.00**	**224,508.67**	**5,313,485.00**	**1,159,282.59**	**2,727,350.00**	**1,150,245.48**	**1,335,500.00**
ExpCategory: 58 - Debt Service								
310-0000-58130	INTEREST (SRF)	0.00	234,864.30	221,707.00	221,706.67	208,417.00	208,416.64	194,993.00
310-0000-58230	PRINCIPAL (SRF)	1,542,438.00	0.00	1,542,438.00	0.00	1,542,438.00	0.00	1,542,438.00
	ExpCategory: 58 - Debt Service Total:	**1,542,438.00**	**234,864.30**	**1,764,145.00**	**221,706.67**	**1,750,855.00**	**208,416.64**	**1,737,431.00**
	Department: 0000 - 0000 Total:	**8,440,147.00**	**7,490,044.71**	**13,554,620.00**	**8,510,087.33**	**11,328,811.44**	**7,014,621.54**	**10,030,163.00**
	Expense Total:	**8,440,147.00**	**7,490,044.71**	**13,554,620.00**	**8,510,087.33**	**11,328,811.44**	**7,014,621.54**	**10,030,163.00**
	Fund: 310 - WASTEWATER OPERATIONS Surplus (Deficit):	**-1,113,147.00**	**329,940.28**	**-5,652,873.00**	**1,615,341.91**	**-3,038,948.44**	**1,197,583.86**	**-1,659,322.00**

FY 2026-27 BUDGET NARRATIVE

Name of Activity: Solid Waste

Account #311-0000

Funding Source: Garbage User Fees

Budget Overview

Tri-Cities Disposal and Recycling provides solid waste collection and disposal services, including organic waste collection, under a franchise agreement with the City of Soledad. The City handles customer billing, collects revenues, and forwards payments to the franchisee. Disposal costs are paid to the Salinas Valley Solid Waste Authority (dba Salinas Valley Recycles) for landfill operations. The franchise agreement includes a 20% franchise fee, which is integrated into customer billing.

All revenues and expenses related to solid waste services are recorded within an enterprise fund under this budget unit. After covering operational expenses, any remaining funds are transferred to the General Fund to help support ongoing City services.

FY 2025-26 Budget Accomplishments

- **Franchise Agreement Oversight Completed:** Successfully implemented and monitored the new solid waste franchise agreement, ensuring high service quality, timely reporting, and compliance with SB 1383 requirements.
- **Financial Controls Established:** Implemented ongoing revenue and expenditure monitoring to ensure accurate franchise fee accounting and proper transfers to the General Fund.

Performance Objectives/Projects to be Delivered in FY 2026-27

- **Optimize Franchise Performance:** Continue proactive monitoring of the solid waste franchise agreement to ensure consistent service delivery, contract compliance, and responsiveness to customer service issues.
- **Advance SB 1383 Compliance:** Strengthen oversight of organics recycling programs by improving data tracking, contamination monitoring, and coordination with the franchisee to support ongoing state compliance.
- **Enhance Customer Communication:** Improve public outreach and education related to waste reduction, recycling, and organics programs through updated materials, billing inserts, and coordination with the franchisee.

- **Evaluate Service Levels and Costs:** Conduct a review of service levels, rate structures, and operational costs to ensure long-term financial sustainability and alignment with community needs.

		2023-2024 Total Budget	2023-2024 Total Activity	2024-2025 Total Budget	2024-2025 Total Activity	2025-2026 Total Budget	2025-2026 YTD Activity	Defined Budgets 2026-2027
Fund: 311 - SOLID WASTE								
Revenue								
Department: 0000 - 0000								
RevCategory: 00 - 00								
311-0000-45200	GARBAGE FRANCHISE	350,000.00	356,511.75	358,000.00	185,452.93	358,000.00	0.00	
311-0000-45210	LANDFILL JPA FRANCHISE FEE	250,000.00	277,660.43	256,000.00	150,284.15	256,000.00	0.00	
311-0000-46200	UTILITY REVENUE	2,758,340.00	3,242,992.86	2,823,700.00	3,808,980.40	2,823,700.00	4,756,480.68	4,800,000.00
311-0000-46215	PENALTY FEE	45,000.00	73,436.55	60,000.00	91,059.28	60,000.00	93,239.06	85,000.00
311-0000-48025	MISCELLANEOUS REVENUE	55,000.00	29,448.09	25,000.00	18,892.37	25,000.00	36,819.35	30,000.00
	RevCategory: 00 - 00 Total:	**3,458,340.00**	**3,980,049.68**	**3,522,700.00**	**4,254,669.13**	**3,522,700.00**	**4,886,539.09**	**4,915,000.00**
RevCategory: 48 - Other Revenue								
311-0000-48410	INTEREST REVENUE	5,000.00	87,758.44	65,000.00	80,499.37	70,000.00	90,529.92	65,000.00
	RevCategory: 48 - Other Revenue Total:	**5,000.00**	**87,758.44**	**65,000.00**	**80,499.37**	**70,000.00**	**90,529.92**	**65,000.00**
	Department: 0000 - 0000 Total:	**3,463,340.00**	**4,067,808.12**	**3,587,700.00**	**4,335,168.50**	**3,592,700.00**	**4,977,069.01**	**4,980,000.00**
	Revenue Total:	**3,463,340.00**	**4,067,808.12**	**3,587,700.00**	**4,335,168.50**	**3,592,700.00**	**4,977,069.01**	**4,980,000.00**
Expense								
Department: 0000 - 0000								
ExpCategory: 51 - Salaries & Benefits								
311-0000-51100	SALARIES	172,426.00	181,063.95	179,808.00	242,301.24	181,567.31	110,036.86	189,033.00
311-0000-51130	OVERTIME	0.00	1,344.27	1,000.00	1,754.26	1,000.00	2,031.88	1,000.00
311-0000-51140	CERTIFICATES	1,883.00	1,343.14	1,948.00	1,591.90	2,456.91	1,704.04	3,203.00
311-0000-51155	UNIFORM MAINTENANCE	0.00	0.00	45.00	0.00	156.03	0.00	45.00
311-0000-51200	SOCIAL SECURITY / MEDICARE	13,335.00	14,420.23	13,984.00	15,496.47	14,166.29	13,254.54	14,775.00
311-0000-51210	PERS-PENSION	34,865.00	24,550.37	36,360.00	27,958.98	36,836.05	27,480.04	38,428.00
311-0000-51220	BENEFITS	0.00	1,106.81	0.00	2,437.35	0.00	3,068.47	
311-0000-51225	DEFERRED COMPENSATION	0.00	0.00	0.00	0.00	0.00	0.00	2,480.00
311-0000-51230	INSURANCE-MED,DEN,VISION	29,306.00	21,232.19	19,498.00	19,515.11	18,585.00	17,194.84	18,428.00
311-0000-51267	LTD & AD&D	1,081.00	0.00	1,116.00	0.00	1,134.38	0.00	506.00
311-0000-51300	UNEMPLOYMENT INSURANCE	0.00	0.00	0.00	111.17	0.00	2.54	
311-0000-51310	WORKERS COMP	1,255.00	2,804.56	1,255.00	6,466.58	6,393.00	6,305.33	6,393.00
	ExpCategory: 51 - Salaries & Benefits Total:	**254,151.00**	**247,865.52**	**255,014.00**	**317,633.06**	**262,294.97**	**181,078.54**	**274,291.00**
ExpCategory: 52 - Services & Supplies								
311-0000-52030	ORDINANCE & PUBLISHINGS	0.00	0.00	0.00	0.00	0.00	241.96	

		2023-2024 Total Budget	2023-2024 Total Activity	2024-2025 Total Budget	2024-2025 Total Activity	2025-2026 Total Budget	2025-2026 YTD Activity	Defined Budgets 2026-2027 2026-2027
311-0000-52040	OFFICE SUPPLIES	500.00	0.00	500.00	511.98	500.00	0.00	500.00
311-0000-52042	POSTAGE, SHIPPING & FREIGHT	8,500.00	9,639.45	8,500.00	10,167.38	8,500.00	11,220.31	11,000.00
311-0000-52066	AGENCY FEES	500.00	14,250.22	400.00	7,480.02	400.00	7,542.44	7,500.00
311-0000-52067	BANK FEES	9,000.00	0.00	9,000.00	0.00	0.00	0.00	
311-0000-52072	WEB INCODE FEES	0.00	28,050.81	0.00	55,932.81	45,000.00	98,556.20	90,000.00
311-0000-52080	FLEET SERVICES	1,000.00	0.00	1,000.00	0.00	1,000.00	0.00	
311-0000-52085	FUEL	500.00	256.86	500.00	254.67	500.00	255.21	500.00
311-0000-52090	TRAINING - SAFETY	0.00	730.00	0.00	0.00	0.00	0.00	
311-0000-52132	CITY OVERHEAD COST ALLOCAT...	9,521.00	0.00	0.00	0.00	0.00	0.00	
311-0000-52200	PROFESSIONAL SERVICES/FEES	21,000.00	80,217.72	50,000.00	88,229.53	50,000.00	25,987.83	13,600.00
311-0000-52225	AUDITING SERVICES	4,500.00	5,644.00	4,500.00	4,750.00	4,500.00	0.00	4,500.00
311-0000-52230	LEASE CONTRACTS	2,430,000.00	2,661,697.99	2,430,000.00	2,794,839.92	2,502,900.00	3,297,487.05	3,502,900.00
311-0000-52240	IT SERVICES	1,000.00	0.00	0.00	0.00	0.00	0.00	
311-0000-52310	LIABILITY INSURANCE	0.00	0.00	0.00	207.78	0.00	80.02	250.00
311-0000-52410	TELEPHONE/DATA/PAGER	100.00	0.00	100.00	0.00	100.00	0.00	
311-0000-52415	CELLULAR PHONE	100.00	70.33	100.00	138.05	100.00	124.02	100.00
311-0000-52518	FACILITIES EXPENSE	500.00	0.00	500.00	0.00	500.00	0.00	
311-0000-52520	MAINTENANCE AGREEMENTS	4,000.00	12,913.00	5,000.00	68.90	5,000.00	11,713.42	5,000.00
311-0000-52525	REPAIRS & MAINTENANCE SUP...	0.00	2,087.55	0.00	4,024.26	0.00	0.00	
	ExpCategory: 52 - Services & Supplies Total:	**2,490,721.00**	**2,815,557.93**	**2,510,100.00**	**2,966,605.30**	**2,619,000.00**	**3,453,208.46**	**3,635,850.00**
ExpCategory: 55 - Other Charges								
311-0000-55120	BAD DEBT EXPENSE	10,000.00	-269.08	10,000.00	67,917.12	10,000.00	0.00	
311-0000-55200	CONTRA PENSION EXPENSE	0.00	149,005.00	0.00	-3,539.00	0.00	0.00	
	ExpCategory: 55 - Other Charges Total:	**10,000.00**	**148,735.92**	**10,000.00**	**64,378.12**	**10,000.00**	**0.00**	**0.00**
ExpCategory: 57 - Capital Outlay								
311-0000-57100	CAPITAL OUTLAY - COMPUTER	1,000.00	0.00	1,000.00	0.00	1,000.00	0.00	
	ExpCategory: 57 - Capital Outlay Total:	**1,000.00**	**0.00**	**1,000.00**	**0.00**	**1,000.00**	**0.00**	**0.00**

		2023-2024 Total Budget	2023-2024 Total Activity	2024-2025 Total Budget	2024-2025 Total Activity	2025-2026 Total Budget	2025-2026 YTD Activity	Defined Budgets 2026-2027 2026-2027
ExpCategory: 59 - Transfers Out								
311-0000-59000	TRANSFER OUT	1,090,000.00	1,090,000.00	1,000,000.00	1,050,786.50	698,578.00	974,000.00	770,679.00
	ExpCategory: 59 - Transfers Out Total:	**1,090,000.00**	**1,090,000.00**	**1,000,000.00**	**1,050,786.50**	**698,578.00**	**974,000.00**	**770,679.00**
	Department: 0000 - 0000 Total:	**3,845,872.00**	**4,302,159.37**	**3,776,114.00**	**4,399,402.98**	**3,590,872.97**	**4,608,287.00**	**4,680,820.00**
	Expense Total:	**3,845,872.00**	**4,302,159.37**	**3,776,114.00**	**4,399,402.98**	**3,590,872.97**	**4,608,287.00**	**4,680,820.00**
	Fund: 311 - SOLID WASTE Surplus (Deficit):	**-382,532.00**	**-234,351.25**	**-188,414.00**	**-64,234.48**	**1,827.03**	**368,782.01**	**299,180.00**

FY 2026-27 BUDGET NARRATIVE

Name of Activity: Sanitation

Account #312-0000

Funding Source: Sanitation Fund

Budget Overview

In 1993, the City Council established this enterprise fund to support a range of environmental sanitation services, including:

- Street sweeping
- Graffiti removal
- Sidewalk cleaning
- Animal control
- Weed abatement
- Litter collection
- Other related sanitation efforts

These services are funded by a $6 monthly fee charged to each residential and non-residential premises within the city.

Animal control services are a key component of this budget unit and include both staff time and the costs associated with transporting injured, abandoned, or stray animals to a local animal hospital or the SPCA in Monterey County near Salinas.

FY 2025-26 Budget Accomplishments

- **Expanded Graffiti Abatement Efforts:** Responded to reported graffiti incidents citywide, improving response times and enhancing neighborhood cleanliness and safety.
- **Improved Animal Control Response:** Continued timely response to animal control calls, including the transport of injured or stray animals to veterinary care facilities and coordination with the SPCA. Facilitated 6 spay and neuter clinics in Soledad.
- **Community Education and Outreach:** Supported public awareness efforts related to responsible pet ownership, litter prevention, and neighborhood cleanliness through coordination with community partners.
- **Interdepartmental Coordination:** Improved coordination with Public Works, Police, and Community Engagement staff to address sanitation-related concerns more efficiently and proactively.

Performance Objectives/Projects to be Delivered in FY 2026-27

- Continue to work with South County Cities to explore the development of a shared animal shelter or holding facility to better serve the region's stray and abandoned animals.
- Expand access to spay and neuter services by increasing the number of community clinics offered throughout the year.
- Launch a community cat program in partnership with local non-profit organizations to humanely manage the population of free-roaming or feral cats through targeted spay and neuter initiatives.
- Coordinate with the Monterey Bay Conservation Corps to support graffiti and vandalism abatement through the Caltrans Clean California Employment Pathways Grant.

		2023-2024 Total Budget	2023-2024 Total Activity	2024-2025 Total Budget	2024-2025 Total Activity	2025-2026 Total Budget	2025-2026 YTD Activity	Defined Budgets 2026-2027
Fund: 312 - SANITATION								
Revenue								
Department: 0000 - 0000								
RevCategory: 00 - 00								
312-0000-46200	UTILITY REVENUE	350,000.00	371,286.65	350,000.00	374,981.49	350,000.00	378,625.72	362,000.00
312-0000-46215	PENALTY FEE	7,500.00	8,166.61	7,500.00	9,046.44	7,500.00	8,621.51	8,000.00
312-0000-46315	ANIMAL CONTROL REIMB.	0.00	22.50	0.00	6.00	0.00	0.00	
312-0000-48021	REIMBURSEMENT	0.00	99.38	0.00	0.00	0.00	0.00	
312-0000-48025	MISCELLANEOUS REVENUE	0.00	141.70	0.00	393.79	0.00	0.00	
	RevCategory: 00 - 00 Total:	**357,500.00**	**379,716.84**	**357,500.00**	**384,427.72**	**357,500.00**	**387,247.23**	**370,000.00**
RevCategory: 48 - Other Revenue								
312-0000-48410	INTEREST REVENUE	0.00	164.18	100.00	1,251.41	1,000.00	2,569.57	1,500.00
	RevCategory: 48 - Other Revenue Total:	**0.00**	**164.18**	**100.00**	**1,251.41**	**1,000.00**	**2,569.57**	**1,500.00**
	Department: 0000 - 0000 Total:	**357,500.00**	**379,881.02**	**357,600.00**	**385,679.13**	**358,500.00**	**389,816.80**	**371,500.00**
	Revenue Total:	**357,500.00**	**379,881.02**	**357,600.00**	**385,679.13**	**358,500.00**	**389,816.80**	**371,500.00**
Expense								
Department: 0000 - 0000								
ExpCategory: 51 - Salaries & Benefits								
312-0000-51100	SALARIES	125,526.00	130,154.90	136,330.00	157,289.15	113,506.90	95,467.59	104,257.00
312-0000-51130	OVERTIME	0.00	693.55	1,000.00	767.10	1,000.00	954.10	1,000.00
312-0000-51140	CERTIFICATES	812.00	908.58	1,133.00	998.88	903.47	1,014.13	920.00
312-0000-51155	UNIFORM MAINTENANCE	0.00	0.00	135.00	0.00	357.07	0.00	90.00
312-0000-51160	SALARY - 4850 PAY	0.00	0.00	0.00	1,538.23	0.00	0.00	
312-0000-51200	SOCIAL SECURITY / MEDICARE	9,665.00	11,106.38	10,603.00	12,000.49	8,856.21	9,144.57	8,129.00
312-0000-51210	PERS-PENSION	25,268.00	18,851.45	27,519.00	22,186.74	22,953.48	18,256.03	21,053.00
312-0000-51220	BENEFITS	0.00	836.78	0.00	884.95	0.00	710.96	
312-0000-51230	INSURANCE-MED,DEN,VISION	21,465.00	17,276.88	17,735.00	19,397.09	16,296.60	14,014.78	15,321.00
312-0000-51267	LTD & AD&D	750.00	0.00	847.00	0.00	740.30	0.00	410.00
312-0000-51300	UNEMPLOYMENT INSURANCE	0.00	0.00	0.00	279.21	0.00	6.38	
312-0000-51310	WORKERS COMP	3,124.00	6,981.22	3,124.00	19,710.99	19,794.00	19,515.39	19,794.00
	ExpCategory: 51 - Salaries & Benefits Total:	**186,610.00**	**186,809.74**	**198,426.00**	**235,052.83**	**184,408.03**	**159,083.93**	**170,974.00**
ExpCategory: 52 - Services & Supplies								
312-0000-52015	SUBSCRIPTIONS	2,250.00	0.00	2,250.00	0.00	0.00	0.00	

		2023-2024 Total Budget	2023-2024 Total Activity	2024-2025 Total Budget	2024-2025 Total Activity	2025-2026 Total Budget	2025-2026 YTD Activity	Defined Budgets 2026-2027 2026-2027
312-0000-52051	TOOLS & MINOR EQUIPMENT	7,500.00	16.25	1,000.00	0.00	750.00	0.00	750.00
312-0000-52066	AGENCY FEES	11,000.00	15,058.80	11,000.00	20,614.95	11,000.00	11,196.88	11,000.00
312-0000-52080	FLEET SERVICES	3,500.00	1,504.94	3,500.00	0.00	3,500.00	0.00	3,500.00
312-0000-52085	FUEL	5,000.00	6,077.72	5,000.00	7,410.14	5,000.00	4,126.82	5,000.00
312-0000-52091	TRAVEL, MEETINGS & TRAINING	1,500.00	3,423.75	3,500.00	0.00	3,500.00	3,252.00	3,500.00
312-0000-52200	PROFESSIONAL SERVICES/FEES	12,000.00	34,101.89	35,000.00	33,465.00	34,437.00	12,630.50	34,437.00
312-0000-52235	ANIMAL SERVICES	135,000.00	103,664.91	135,000.00	80,486.11	100,000.00	102,959.73	100,000.00
312-0000-52240	IT SERVICES	300.00	0.00	0.00	0.00	0.00	0.00	
312-0000-52310	LIABILITY INSURANCE	350.00	428.40	350.00	1,314.01	955.00	1,124.08	955.00
312-0000-52410	TELEPHONE/DATA/PAGER	250.00	0.00	0.00	0.00	0.00	0.00	
312-0000-52415	CELLULAR PHONE	300.00	225.06	300.00	430.05	300.00	437.05	300.00
312-0000-52518	FACILITIES EXPENSE	700.00	6.57	500.00	33.49	500.00	0.00	500.00
312-0000-52520	MAINTENANCE AGREEMENTS	600.00	3,425.79	650.00	3,769.26	650.00	3,254.18	650.00
312-0000-52525	REPAIRS & MAINTENANCE SUP...	5,000.00	1,688.25	2,000.00	2,427.15	2,000.00	74.00	2,000.00
	ExpCategory: 52 - Services & Supplies Total:	**185,250.00**	**169,622.33**	**200,050.00**	**149,950.16**	**162,592.00**	**139,055.24**	**162,592.00**
ExpCategory: 55 - Other Charges								
312-0000-55100	DEPRECIATION EXPENSE	11,000.00	3,306.00	11,000.00	3,304.11	11,000.00	0.00	3,304.00
312-0000-55120	BAD DEBT EXPENSE	500.00	-37.69	500.00	9,178.61	500.00	0.00	500.00
	ExpCategory: 55 - Other Charges Total:	**11,500.00**	**3,268.31**	**11,500.00**	**12,482.72**	**11,500.00**	**0.00**	**3,804.00**
	Department: 0000 - 0000 Total:	**383,360.00**	**359,700.38**	**409,976.00**	**397,485.71**	**358,500.03**	**298,139.17**	**337,370.00**
	Expense Total:	**383,360.00**	**359,700.38**	**409,976.00**	**397,485.71**	**358,500.03**	**298,139.17**	**337,370.00**
	Fund: 312 - SANITATION Surplus (Deficit):	**-25,860.00**	**20,180.64**	**-52,376.00**	**-11,806.58**	**-0.03**	**91,677.63**	**34,130.00**
	Report Surplus (Deficit):	**-2,237,471.00**	**-661,083.53**	**-6,135,599.00**	**1,584,809.85**	**-3,283,623.98**	**2,375,150.86**	**-1,043,968.00**

Fund Summary

Fund	2023-2024 Total Budget	2023-2024 Total Activity	2024-2025 Total Budget	2024-2025 Total Activity	2025-2026 Total Budget	2025-2026 YTD Activity	Defined Budgets 2026-2027 2026-2027
309 - WATER OPERATIONS	-715,932.00	-776,853.20	-241,936.00	45,509.00	-246,502.54	717,107.36	282,044.00
310 - WASTEWATER OPERATIONS	-1,113,147.00	329,940.28	-5,652,873.00	1,615,341.91	-3,038,948.44	1,197,583.86	-1,659,322.00
311 - SOLID WASTE	-382,532.00	-234,351.25	-188,414.00	-64,234.48	1,827.03	368,782.01	299,180.00
312 - SANITATION	-25,860.00	20,180.64	-52,376.00	-11,806.58	-0.03	91,677.63	34,130.00
Report Surplus (Deficit):	**-2,237,471.00**	**-661,083.53**	**-6,135,599.00**	**1,584,809.85**	**-3,283,623.98**	**2,375,150.86**	**-1,043,968.00**

SPECIAL REVENUE FUNDS

FY 2026-27 BUDGET NARRATIVE

Name of Activity: Gas Tax, Measure X Fund, SB1

Account #410-0000, 411-0000 and 412-0000

Funding Source: State Gas Tax, TAMC Measure X

Budget Overview

The Streets Program is funded primarily through a combination of State Gas Tax revenues, Measure X funds, and SB 1 allocations. These funds support the full scope of maintenance and operational activities necessary to keep Soledad's streets safe, clean, and functional.

Gas Tax revenues are used to cover the cost of labor, equipment, and materials for:

- Street maintenance and repairs (pavement, potholes, striping, crosswalks, centerlines, lane markings)
- Operation and maintenance of traffic signals and streetlights
- Installation and upkeep of regulatory signage (e.g., stop signs, speed limits, street name signs)
- Street sweeping
- Maintenance of stormwater infrastructure such as catch basins and curb inlets
- Street Tree trimming, maintenance, and care
- Maintenance of landscaped areas, including medians and parkways

Measure X is a countywide sales tax administered by the Transportation Agency for Monterey County (TAMC). A portion of these funds is distributed directly to cities for street maintenance. Soledad's anticipated Measure X allocation for FY 2026–27 is $947,8 80

SB 1 (Road Repair and Accountability Act) funding is also dedicated to the Local Streets and Roads Program, supporting essential street maintenance, safety improvements, and pothole repairs.

FY 2025-26 Budget Accomplishments

- Completed HSIP Cycle 10 pedestrian safety improvements at Main & North Streets and Anderson & West Streets, installing high-visibility crosswalks, curb islands, enhanced signage, flashing stop signs, pavement markings, and ADA-compliant curb ramps.
- Improved roadway safety and visibility through updated striping and traffic markings on City streets.

- Finalized design for the Front Street landscaping refresh, supporting corridor beautification, safety, and long-term streetscape improvements.
- Issued a Request for Proposals (RFP) for the West Street Road Diet Project to improve multimodal safety and connectivity and secured an additional $800,000 in funding to support project implementation.
- Completed installation of new street light poles on Metz Road, Front Street and Moranda Road, enhancing safety, visibility, and neighborhood security.

Performance Objectives/Projects to be Delivered in FY 2026-27

- Implement a citywide street resurfacing program using slurry seal treatments to extend pavement life, protect the City's investment in roadway infrastructure, and improve driving conditions.
- Upgrade pavement markings to current standards to improve visibility, traffic operations, and safety for all roadway users.
- Implement the Front Street Landscape Project to enhance the appearance, safety, and overall streetscape along this important corridor.
- Expand participation in the Sidewalk Cost Share Program to assist property owners with needed sidewalk repairs and improve pedestrian safety and accessibility.
- Complete construction of the West Street Road Diet Project, funded through a competitive TAMC grant, to improve safety and mobility for pedestrians, bicyclists, and motorists.
- Implement the Downtown Streetscape Enhancement Project, funded through a federal earmark secured by Congresswoman Zoe Lofgren, to incorporate decorative lighting and public art that enhance Downtown's appearance, identity, and pedestrian environment.

Soledad, CA

Budget Worksheet
Account Summary
For Fiscal: 2025-2026 Period Ending: 06/30/2026

		2023-2024 Total Budget	2023-2024 Total Activity	2024-2025 Total Budget	2024-2025 Total Activity	2025-2026 Total Budget	2025-2026 YTD Activity	Defined Budgets 2026-2027 2026-2027
Fund: 410 - GAS TAX								
Revenue								
Department: 0000 - 0000								
RevCategory: 00 - 00								
410-0000-47140	GRANT REVENUE	42,200.00	215,796.50	2,203,640.00	507,804.02	2,758,000.00	-96,413.71	3,910,000.00
410-0000-48025	MISCELLANEOUS REVENUE	0.00	30,079.33	20,000.00	46,222.82	20,000.00	25,835.30	20,000.00
	RevCategory: 00 - 00 Total:	**42,200.00**	**245,875.83**	**2,223,640.00**	**554,026.84**	**2,778,000.00**	**-70,578.41**	**3,930,000.00**
RevCategory: 41 - Other Taxes								
410-0000-41155	GAS TAX 2103	273,517.00	251,085.21	260,397.00	263,195.52	250,714.00	259,984.81	272,705.00
410-0000-41156	GAS TAX 2105	181,124.00	167,446.31	174,231.00	171,163.61	175,379.00	167,584.14	178,242.00
410-0000-41157	GAS TAX 2106	82,601.00	77,146.10	79,443.00	79,676.24	79,950.00	79,115.55	82,466.00
410-0000-41158	GAS TAX 2107	217,554.00	226,653.12	237,605.00	227,063.60	239,352.00	205,173.99	238,228.00
410-0000-41159	GAS TAX 2107.5	6,000.00	6,000.00	6,000.00	6,000.00	6,000.00	23,945.88	6,000.00
	RevCategory: 41 - Other Taxes Total:	**760,796.00**	**728,330.74**	**757,676.00**	**747,098.97**	**751,395.00**	**735,804.37**	**777,641.00**
	Department: 0000 - 0000 Total:	**802,996.00**	**974,206.57**	**2,981,316.00**	**1,301,125.81**	**3,529,395.00**	**665,225.96**	**4,707,641.00**
	Revenue Total:	**802,996.00**	**974,206.57**	**2,981,316.00**	**1,301,125.81**	**3,529,395.00**	**665,225.96**	**4,707,641.00**
Expense								
Department: 0000 - 0000								
ExpCategory: 51 - Salaries & Benefits								
410-0000-51100	SALARIES	383,401.00	378,151.53	288,518.00	299,391.32	352,815.35	546,582.48	330,341.00
410-0000-51130	OVERTIME	2,000.00	3,892.35	2,000.00	4,928.30	2,000.00	3,415.12	2,000.00
410-0000-51140	CERTIFICATES	1,702.00	2,000.40	2,604.00	2,130.56	2,237.49	2,165.66	2,264.00
410-0000-51145	ON CALL	0.00	0.00	7,300.00	0.00	7,300.00	0.00	7,300.00
410-0000-51155	UNIFORM MAINTENANCE	0.00	0.00	396.00	0.00	695.79	0.00	203.00
410-0000-51160	SALARY - 4850 PAY	0.00	0.00	0.00	6,614.33	0.00	0.00	
410-0000-51200	SOCIAL SECURITY / MEDICARE	30,165.00	27,907.76	23,013.00	33,218.09	27,926.22	28,568.60	26,171.00
410-0000-51210	PERS-PENSION	78,463.00	55,234.14	59,764.00	57,563.22	64,588.01	58,530.45	57,322.00
410-0000-51220	BENEFITS	0.00	2,530.29	0.00	2,837.14	0.00	2,392.37	

		2023-2024 Total Budget	2023-2024 Total Activity	2024-2025 Total Budget	2024-2025 Total Activity	2025-2026 Total Budget	2025-2026 YTD Activity	Defined Budgets 2026-2027
410-0000-51230	INSURANCE-MED,DEN,VISION	40,000.00	48,529.02	31,604.00	61,488.01	34,400.00	31,456.50	34,871.00
410-0000-51267	LTD & AD&D	2,366.00	0.00	1,779.00	0.00	2,043.75	0.00	1,284.00
410-0000-51300	UNEMPLOYMENT INSURANCE	0.00	0.00	0.00	582.21	0.00	13.37	
410-0000-51310	WORKERS COMP	3,990.00	8,916.49	3,990.00	30,241.15	29,569.00	29,171.37	29,569.00
	ExpCategory: 51 - Salaries & Benefits Total:	**542,087.00**	**527,161.98**	**420,968.00**	**498,994.33**	**523,575.61**	**702,295.92**	**491,325.00**
ExpCategory: 52 - Services & Supplies								
410-0000-52010	MEMBERSHIP DUES	1,700.00	2,625.00	2,600.00	2,950.00	2,600.00	2,773.66	2,600.00
410-0000-52040	OFFICE SUPPLIES	200.00	0.00	0.00	24.74	0.00	171.64	
410-0000-52080	FLEET SERVICES	7,500.00	1,251.81	1,500.00	0.00	1,500.00	584.50	1,500.00
410-0000-52085	FUEL	6,000.00	7,173.31	6,000.00	7,161.06	6,000.00	6,972.65	6,000.00
410-0000-52091	TRAVEL, MEETINGS & TRAINING	2,500.00	737.50	1,000.00	88.57	1,000.00	3,025.56	1,000.00
410-0000-52139	STRIPING AND SIGNS	10,000.00	3,357.31	0.00	5,349.74	10,000.00	0.00	10,000.00
410-0000-52170	PROGRAM COST	10,000.00	2,567.24	10,000.00	392.25	0.00	0.00	
410-0000-52200	PROFESSIONAL SERVICES/FEES	10,000.00	74,392.77	20,000.00	19,984.00	20,000.00	15,723.02	20,000.00
410-0000-52225	AUDITING SERVICES	3,700.00	4,556.00	3,700.00	3,700.00	3,700.00	0.00	3,700.00
410-0000-52310	LIABILITY INSURANCE	0.00	0.00	0.00	1,089.72	0.00	626.57	
410-0000-52400	UTILITIES	135,000.00	178,052.42	150,000.00	208,171.32	150,000.00	179,023.93	150,000.00
410-0000-52410	TELEPHONE/DATA/PAGER	1,000.00	0.00	0.00	0.00	0.00	0.00	
410-0000-52415	CELLULAR PHONE	800.00	1,504.07	800.00	1,462.91	800.00	1,410.67	800.00
410-0000-52518	FACILITIES EXPENSE	3,000.00	29.57	1,000.00	230.70	1,000.00	450.00	1,000.00
410-0000-52520	MAINTENANCE AGREEMENTS	6,000.00	9,333.28	6,000.00	8,594.20	6,000.00	5,117.02	6,000.00
410-0000-52525	REPAIRS & MAINTENANCE SUP...	5,000.00	1,561.73	5,000.00	111.29	5,000.00	334.59	5,000.00
410-0000-52531	STREET MAINTENANCE	13,000.00	68,344.59	23,000.00	45,962.68	23,000.00	49,059.65	23,000.00
	ExpCategory: 52 - Services & Supplies Total:	**215,400.00**	**355,486.60**	**230,600.00**	**305,273.18**	**230,600.00**	**265,273.46**	**230,600.00**
ExpCategory: 57 - Capital Outlay								
410-0000-57000	CAPITAL OUTLAY - IMPROVEM...	0.00	5,525.00	2,253,640.00	481,003.95	2,758,000.00	155,779.54	3,910,000.00
410-0000-57032	SIGNAL MAINTENANCE	12,000.00	6,092.44	12,000.00	13,354.21	12,000.00	19,795.33	12,000.00
410-0000-57100	CAPITAL OUTLAY - COMPUTER	1,000.00	0.00	0.00	250.00	0.00	250.00	

		2023-2024 Total Budget	2023-2024 Total Activity	2024-2025 Total Budget	2024-2025 Total Activity	2025-2026 Total Budget	2025-2026 YTD Activity	Defined Budgets 2026-2027 2026-2027
410-0000-57220	CAPITAL OUTLAY - VEHICLE	32,500.00	0.00	45,000.00	0.00	0.00	0.00	
	ExpCategory: 57 - Capital Outlay Total:	**45,500.00**	**11,617.44**	**2,310,640.00**	**494,608.16**	**2,770,000.00**	**175,824.87**	**3,922,000.00**
	Department: 0000 - 0000 Total:	**802,987.00**	**894,266.02**	**2,962,208.00**	**1,298,875.67**	**3,524,175.61**	**1,143,394.25**	**4,643,925.00**
	Expense Total:	**802,987.00**	**894,266.02**	**2,962,208.00**	**1,298,875.67**	**3,524,175.61**	**1,143,394.25**	**4,643,925.00**
	Fund: 410 - GAS TAX Surplus (Deficit):	**9.00**	**79,940.55**	**19,108.00**	**2,250.14**	**5,219.39**	**-478,168.29**	**63,716.00**

		2023-2024 Total Budget	2023-2024 Total Activity	2024-2025 Total Budget	2024-2025 Total Activity	2025-2026 Total Budget	2025-2026 YTD Activity	Defined Budgets 2026-2027
Fund: 411 - GAS TAX SB1								
Revenue								
Department: 0000 - 0000								
RevCategory: 41 - Other Taxes								
411-0000-41160	GAS TAX SB1	682,328.00	712,298.64	714,879.00	751,814.66	722,823.00	695,173.05	775,154.00
	RevCategory: 41 - Other Taxes Total:	**682,328.00**	**712,298.64**	**714,879.00**	**751,814.66**	**722,823.00**	**695,173.05**	**775,154.00**
RevCategory: 48 - Other Revenue								
411-0000-48410	INTEREST REVENUE	0.00	84,070.86	25,000.00	107,554.24	50,000.00	118,658.61	50,000.00
	RevCategory: 48 - Other Revenue Total:	**0.00**	**84,070.86**	**25,000.00**	**107,554.24**	**50,000.00**	**118,658.61**	**50,000.00**
	Department: 0000 - 0000 Total:	**682,328.00**	**796,369.50**	**739,879.00**	**859,368.90**	**772,823.00**	**813,831.66**	**825,154.00**
	Revenue Total:	**682,328.00**	**796,369.50**	**739,879.00**	**859,368.90**	**772,823.00**	**813,831.66**	**825,154.00**
Expense								
Department: 0000 - 0000								
ExpCategory: 52 - Services & Supplies								
411-0000-52200	PROFESSIONAL SERVICES/FEES	0.00	0.00	0.00	0.00	0.00	7,553.75	
411-0000-52531	STREET MAINTENANCE	560,000.00	6,910.00	15,000.00	0.00	15,000.00	0.00	15,000.00
	ExpCategory: 52 - Services & Supplies Total:	**560,000.00**	**6,910.00**	**15,000.00**	**0.00**	**15,000.00**	**7,553.75**	**15,000.00**
ExpCategory: 57 - Capital Outlay								
411-0000-57000	CAPITAL OUTLAY - IMPROVEM...	0.00	862.06	1,073,688.00	313,715.57	720,000.00	12,784.20	3,197,769.00
	ExpCategory: 57 - Capital Outlay Total:	**0.00**	**862.06**	**1,073,688.00**	**313,715.57**	**720,000.00**	**12,784.20**	**3,197,769.00**
	Department: 0000 - 0000 Total:	**560,000.00**	**7,772.06**	**1,088,688.00**	**313,715.57**	**735,000.00**	**20,337.95**	**3,212,769.00**
	Expense Total:	**560,000.00**	**7,772.06**	**1,088,688.00**	**313,715.57**	**735,000.00**	**20,337.95**	**3,212,769.00**
	Fund: 411 - GAS TAX SB1 Surplus (Deficit):	**122,328.00**	**788,597.44**	**-348,809.00**	**545,653.33**	**37,823.00**	**793,493.71**	**-2,387,615.00**

		2023-2024 Total Budget	2023-2024 Total Activity	2024-2025 Total Budget	2024-2025 Total Activity	2025-2026 Total Budget	2025-2026 YTD Activity	Defined Budgets 2026-2027
Fund: 412 - MEASURE X FUND								
Revenue								
Department: 0000 - 0000								
RevCategory: 00 - 00								
412-0000-47140	GRANT REVENUE	0.00	330,593.00	0.00	68,335.76	777,240.00	0.00	777,240.00
412-0000-48025	MISCELLANEOUS REVENUE	0.00	0.00	0.00	0.00	0.00	41,077.00	
	RevCategory: 00 - 00 Total:	**0.00**	**330,593.00**	**0.00**	**68,335.76**	**777,240.00**	**41,077.00**	**777,240.00**
RevCategory: 41 - Other Taxes								
412-0000-41102	SALES TAX - MEASURE X	850,000.00	842,929.57	850,000.00	981,601.44	903,000.00	736,837.58	947,880.00
	RevCategory: 41 - Other Taxes Total:	**850,000.00**	**842,929.57**	**850,000.00**	**981,601.44**	**903,000.00**	**736,837.58**	**947,880.00**
RevCategory: 48 - Other Revenue								
412-0000-48410	INTEREST REVENUE	5,000.00	180,059.52	100,000.00	158,044.13	10,000.00	38,245.69	15,000.00
	RevCategory: 48 - Other Revenue Total:	**5,000.00**	**180,059.52**	**100,000.00**	**158,044.13**	**10,000.00**	**38,245.69**	**15,000.00**
	Department: 0000 - 0000 Total:	**855,000.00**	**1,353,582.09**	**950,000.00**	**1,207,981.33**	**1,690,240.00**	**816,160.27**	**1,740,120.00**
	Revenue Total:	**855,000.00**	**1,353,582.09**	**950,000.00**	**1,207,981.33**	**1,690,240.00**	**816,160.27**	**1,740,120.00**
Expense								
Department: 0000 - 0000								
ExpCategory: 52 - Services & Supplies								
412-0000-52139	STRIPING AND SIGNS	0.00	8,050.81	0.00	0.00	0.00	0.00	
412-0000-52200	PROFESSIONAL SERVICES/FEES	25,000.00	54,859.72	50,000.00	31,525.98	50,000.00	63,725.15	50,000.00
412-0000-52525	SIGNAL MAINTENANCE	0.00	9,179.27	0.00	0.00	0.00	0.00	
412-0000-52531	STREET MAINTENANCE	0.00	11,510.00	0.00	60,058.69	0.00	52,860.95	
	ExpCategory: 52 - Services & Supplies Total:	**25,000.00**	**83,599.80**	**50,000.00**	**91,584.67**	**50,000.00**	**116,586.10**	**50,000.00**
ExpCategory: 57 - Capital Outlay								
412-0000-57000	CAPITAL OUTLAY - IMPROVEM...	4,275,000.00	389,143.24	4,576,005.00	4,560,081.16	1,340,600.00	781,753.24	1,348,600.00
	ExpCategory: 57 - Capital Outlay Total:	**4,275,000.00**	**389,143.24**	**4,576,005.00**	**4,560,081.16**	**1,340,600.00**	**781,753.24**	**1,348,600.00**
	Department: 0000 - 0000 Total:	**4,300,000.00**	**472,743.04**	**4,626,005.00**	**4,651,665.83**	**1,390,600.00**	**898,339.34**	**1,398,600.00**
	Expense Total:	**4,300,000.00**	**472,743.04**	**4,626,005.00**	**4,651,665.83**	**1,390,600.00**	**898,339.34**	**1,398,600.00**
	Fund: 412 - MEASURE X FUND Surplus (Deficit):	**-3,445,000.00**	**880,839.05**	**-3,676,005.00**	**-3,443,684.50**	**299,640.00**	**-82,179.07**	**341,520.00**
	Report Surplus (Deficit):	**-3,322,663.00**	**1,749,377.04**	**-4,005,706.00**	**-2,895,781.03**	**342,682.39**	**233,146.35**	**-1,982,379.00**

Fund Summary

Fund	2023-2024 Total Budget	2023-2024 Total Activity	2024-2025 Total Budget	2024-2025 Total Activity	2025-2026 Total Budget	2025-2026 YTD Activity	Defined Budgets 2026-2027 2026-2027
410 - GAS TAX	9.00	79,940.55	19,108.00	2,250.14	5,219.39	-478,168.29	63,716.00
411 - GAS TAX SB1	122,328.00	788,597.44	-348,809.00	545,653.33	37,823.00	793,493.71	-2,387,615.00
412 - MEASURE X FUND	-3,445,000.00	880,839.05	-3,676,005.00	-3,443,684.50	299,640.00	-82,179.07	341,520.00
Report Surplus (Deficit):	**-3,322,663.00**	**1,749,377.04**	**-4,005,706.00**	**-2,895,781.03**	**342,682.39**	**233,146.35**	**-1,982,379.00**

FY 2026-27 BUDGET NARRATIVE

Name of Activity: CDBG and HOME Grants

Account # 2xx-000

Funding Source: Program Income and Grants

Budget Overview

This fund is dedicated to the Community & Economic Development Department's (CEDD) administration of the Community Development Block Grant (CDBG) and HOME Investment Partnerships (HOME) programs, including associated program income. These funds support a variety of eligible housing assistance, affordable housing, and economic development activities.

The City is a non-entitlement jurisdiction for both CDBG and HOME and applies for funding through the California Department of Housing and Community Development (HCD), which administers federal funding for smaller jurisdictions that do not receive allocations directly from the federal government.

Due to the extensive accounting, reporting, monitoring, and compliance requirements associated with CDBG and HOME, the City maintains these programs in a separate fund to clearly track revenues and expenditures and ensure that funds are used for eligible purposes.

CDBG and HOME funds support a portion of eligible staff costs associated with program administration, as well as specialized consultant services. Consultants assist the City with long-term monitoring of CDBG- and HOME-assisted housing units, preparation of required compliance reports, and underwriting and monitoring of business loans funded through CDBG.

While CEDD also secures and administers other grant programs, including Encampment Resolution Funding (ERF) that supports the Sendero Interim Housing Project and services to help individuals experiencing homelessness secure stable housing, those grants are accounted for within the broader CEDD budget and are not included in this fund.

FY 2025-26 Budget Accomplishments

- Expanded access to business financing through the CDBG Business Assistance Loan Program, assisting five businesses and supporting the creation of **18 new full-time jobs**.
- Secured a **$300,000 CDBG Planning Grant** to fund pre-construction, design, and pre-development activities for the Downtown Container Village Project.
- Secured **$500,000 in HOME funding** to establish a First-Time Homebuyer Program and expand homeownership opportunities for eligible Soledad residents.

- Invested approximately $75,000 in CDBG Program Income to repair the HVAC system at the Community Center.

Performance Objectives/Projects to be Delivered in FY 2026–27

- Launch the First-Time Homebuyer Program to provide financial assistance to eligible households and expand homeownership opportunities within Soledad.
- Initiate the $300,000 CDBG Planning Grant and advance planning, design, and pre-development activities for the Downtown Container Village Project.
- Evaluate the use of HOME Program Income to support the development of affordable housing by Eden Housing at either Parcel E or 540 Gabilan Drive.

Soledad, CA

Budget Worksheet

Account Summary

For Fiscal: 2025-2026 Period Ending: 06/30/2026

		Total Budget	Total Activity	2024-2025 Total Budget	2024-2025 Total Activity	2025-2026 Total Budget	2025-2026 YTD Activity	Defined Budgets 2026-2027 2026-2027
Fund: 121 - Grants - State								
Revenue								
Department: 0000 - 0000								
RevCategory: 00 - 00								
121-0000-47110	STATE GRANTS	0.00	0.00	0.00	2,505,636.98	0.00	268,640.20	286,146.00
	RevCategory: 00 - 00 Total:	**0.00**	**0.00**	**0.00**	**2,505,636.98**	**0.00**	**268,640.20**	**286,146.00**
RevCategory: 48 - Other Revenue								
121-0000-48410	INTEREST REVENUE	0.00	0.00	0.00	27,810.32	7,500.00	35,111.84	7,500.00
	RevCategory: 48 - Other Revenue Total:	**0.00**	**0.00**	**0.00**	**27,810.32**	**7,500.00**	**35,111.84**	**7,500.00**
	Department: 0000 - 0000 Total:	**0.00**	**0.00**	**0.00**	**2,533,447.30**	**7,500.00**	**303,752.04**	**293,646.00**
	Revenue Total:	**0.00**	**0.00**	**0.00**	**2,533,447.30**	**7,500.00**	**303,752.04**	**293,646.00**
Expense								
Department: 0000 - 0000								
ExpCategory: 51 - Salaries & Benefits								
121-0000-51100	SALARIES	0.00	0.00	0.00	28,073.32	84,245.00	47,842.09	157,311.00
121-0000-51200	SOCIAL SECURITY / MEDICARE	0.00	0.00	0.00	2,062.27	6,445.00	3,483.55	12,034.00
121-0000-51210	PERS-PENSION	0.00	0.00	0.00	2,210.89	16,849.00	10,294.51	31,462.00
121-0000-51220	BENEFITS	0.00	0.00	0.00	213.43	545.00	290.39	391.00
121-0000-51225	DEFERRED COMPENSATION	0.00	0.00	0.00	0.00	0.00	0.00	1,272.00
121-0000-51230	INSURANCE-MED,DEN,VISION	0.00	0.00	0.00	3,146.15	8,999.00	1,620.50	14,455.00
	ExpCategory: 51 - Salaries & Benefits Total:	**0.00**	**0.00**	**0.00**	**35,706.06**	**117,083.00**	**63,531.04**	**216,925.00**
ExpCategory: 52 - Services & Supplies								
121-0000-52190	RENT/UTILITY ASSISTANCE	0.00	0.00	0.00	163,981.01	0.00	159,890.45	
121-0000-52200	PROFESSIONAL SERVICES/FEES	0.00	0.00	0.00	342,822.46	1,742,321.00	1,617,583.89	181,825.00
121-0000-52400	UTILITIES	0.00	0.00	0.00	0.00	0.00	10,944.97	
121-0000-52520	MAINTENANCE AGREEMENTS	0.00	0.00	0.00	14.14	0.00	0.00	
121-0000-52525	REPAIRS & MAINTENANCE SUP...	0.00	0.00	0.00	97,893.94	0.00	22,915.14	
	ExpCategory: 52 - Services & Supplies Total:	**0.00**	**0.00**	**0.00**	**604,711.55**	**1,742,321.00**	**1,811,334.45**	**181,825.00**

		Total Budget	Total Activity	2024-2025 Total Budget	2024-2025 Total Activity	2025-2026 Total Budget	2025-2026 YTD Activity	2026-2027 2026-2027
				Defined Budgets				
ExpCategory: 57 - Capital Outlay								
121-0000-57100	CAPITAL OUTLAY - COMPUTER	0.00	0.00	0.00	1,198.79	0.00	0.00	
121-0000-57220	CAPITAL OUTLAY - VEHICLE	0.00	0.00	0.00	0.00	0.00	56,196.07	
	ExpCategory: 57 - Capital Outlay Total:	**0.00**	**0.00**	**0.00**	**1,198.79**	**0.00**	**56,196.07**	**0.00**
	Department: 0000 - 0000 Total:	**0.00**	**0.00**	**0.00**	**641,616.40**	**1,859,404.00**	**1,931,061.56**	**398,750.00**
	Expense Total:	**0.00**	**0.00**	**0.00**	**641,616.40**	**1,859,404.00**	**1,931,061.56**	**398,750.00**
	Fund: 121 - Grants - State Surplus (Deficit):	**0.00**	**0.00**	**0.00**	**1,891,830.90**	**-1,851,904.00**	**-1,627,309.52**	**-105,104.00**
	Report Surplus (Deficit):	**0.00**	**0.00**	**0.00**	**1,891,830.90**	**-1,851,904.00**	**-1,627,309.52**	**-105,104.00**

Fund Summary

Fund	Total Budget	Total Activity	Defined Budgets 2024-2025 Total Budget	2024-2025 Total Activity	2025-2026 Total Budget	2025-2026 YTD Activity	2026-2027 2026-2027
121 - Grants - State	0.00	0.00	0.00	1,891,830.90	-1,851,904.00	-1,627,309.52	-105,104.00
Report Surplus (Deficit):	**0.00**	**0.00**	**0.00**	**1,891,830.90**	**-1,851,904.00**	**-1,627,309.52**	**-105,104.00**

Soledad, CA

Budget Worksheet

Account Summary

For Fiscal: 2025-2026 Period Ending: 06/30/2026

		2023-2024 Total Budget	2023-2024 Total Activity	2024-2025 Total Budget	2024-2025 Total Activity	2025-2026 Total Budget	2025-2026 YTD Activity	Defined Budgets 2026-2027 2026-2027
Fund: 200 - HOME PROGRAM INCOME								
Revenue								
Department: 0000 - 0000								
RevCategory: 00 - 00								
200-0000-47120	PROGRAM INCOME	0.00	6,000.00	6,000.00	141,502.76	6,000.00	23,235.14	23,000.00
	RevCategory: 00 - 00 Total:	**0.00**	**6,000.00**	**6,000.00**	**141,502.76**	**6,000.00**	**23,235.14**	**23,000.00**
RevCategory: 48 - Other Revenue								
200-0000-48410	INTEREST REVENUE	0.00	11,364.15	7,500.00	15,755.81	10,000.00	15,681.71	12,500.00
	RevCategory: 48 - Other Revenue Total:	**0.00**	**11,364.15**	**7,500.00**	**15,755.81**	**10,000.00**	**15,681.71**	**12,500.00**
	Department: 0000 - 0000 Total:	**0.00**	**17,364.15**	**13,500.00**	**157,258.57**	**16,000.00**	**38,916.85**	**35,500.00**
	Revenue Total:	**0.00**	**17,364.15**	**13,500.00**	**157,258.57**	**16,000.00**	**38,916.85**	**35,500.00**
Expense								
Department: 0000 - 0000								
ExpCategory: 52 - Services & Supplies								
200-0000-52200	PROFESSIONAL SERVICES/FEES	0.00	10,421.32	0.00	8,225.20	2,500.00	0.00	2,500.00
	ExpCategory: 52 - Services & Supplies Total:	**0.00**	**10,421.32**	**0.00**	**8,225.20**	**2,500.00**	**0.00**	**2,500.00**
ExpCategory: 59 - Transfers Out								
200-0000-59000	TRANSFER OUT	0.00	0.00	0.00	0.00	25,000.00	0.00	25,000.00
	ExpCategory: 59 - Transfers Out Total:	**0.00**	**0.00**	**0.00**	**0.00**	**25,000.00**	**0.00**	**25,000.00**
	Department: 0000 - 0000 Total:	**0.00**	**10,421.32**	**0.00**	**8,225.20**	**27,500.00**	**0.00**	**27,500.00**
	Expense Total:	**0.00**	**10,421.32**	**0.00**	**8,225.20**	**27,500.00**	**0.00**	**27,500.00**
	Fund: 200 - HOME PROGRAM INCOME Surplus (Deficit):	**0.00**	**6,942.83**	**13,500.00**	**149,033.37**	**-11,500.00**	**38,916.85**	**8,000.00**

		2023-2024 Total Budget	2023-2024 Total Activity	2024-2025 Total Budget	2024-2025 Total Activity	2025-2026 Total Budget	2025-2026 YTD Activity	2026-2027 2026-2027
						Defined Budgets		
Fund: 201 - CDBG PROGRAM INCOME								
Revenue								
Department: 0000 - 0000								
RevCategory: 00 - 00								
201-0000-47120	PROGRAM INCOME	0.00	56,089.48	50,000.00	116,522.35	50,000.00	89,724.21	75,000.00
	RevCategory: 00 - 00 Total:	**0.00**	**56,089.48**	**50,000.00**	**116,522.35**	**50,000.00**	**89,724.21**	**75,000.00**
RevCategory: 48 - Other Revenue								
201-0000-48410	INTEREST REVENUE	0.00	8,863.50	6,000.00	11,292.53	8,500.00	12,325.02	7,500.00
	RevCategory: 48 - Other Revenue Total:	**0.00**	**8,863.50**	**6,000.00**	**11,292.53**	**8,500.00**	**12,325.02**	**7,500.00**
	Department: 0000 - 0000 Total:	**0.00**	**64,952.98**	**56,000.00**	**127,814.88**	**58,500.00**	**102,049.23**	**82,500.00**
	Revenue Total:	**0.00**	**64,952.98**	**56,000.00**	**127,814.88**	**58,500.00**	**102,049.23**	**82,500.00**
Expense								
Department: 0000 - 0000								
ExpCategory: 52 - Services & Supplies								
201-0000-52200	PROFESSIONAL SERVICES/FEES	2,500.00	31,116.91	2,500.00	0.00	2,500.00	79,900.00	2,500.00
	ExpCategory: 52 - Services & Supplies Total:	**2,500.00**	**31,116.91**	**2,500.00**	**0.00**	**2,500.00**	**79,900.00**	**2,500.00**
ExpCategory: 59 - Transfers Out								
201-0000-59000	TRANSFER OUT	0.00	0.00	0.00	0.00	25,000.00	0.00	25,000.00
	ExpCategory: 59 - Transfers Out Total:	**0.00**	**0.00**	**0.00**	**0.00**	**25,000.00**	**0.00**	**25,000.00**
	Department: 0000 - 0000 Total:	**2,500.00**	**31,116.91**	**2,500.00**	**0.00**	**27,500.00**	**79,900.00**	**27,500.00**
	Expense Total:	**2,500.00**	**31,116.91**	**2,500.00**	**0.00**	**27,500.00**	**79,900.00**	**27,500.00**
	Fund: 201 - CDBG PROGRAM INCOME Surplus (Deficit):	**-2,500.00**	**33,836.07**	**53,500.00**	**127,814.88**	**31,000.00**	**22,149.23**	**55,000.00**
	Report Surplus (Deficit):	**-2,500.00**	**40,778.90**	**67,000.00**	**276,848.25**	**19,500.00**	**61,066.08**	**63,000.00**

Fund Summary

Fund	2023-2024 Total Budget	2023-2024 Total Activity	2024-2025 Total Budget	2024-2025 Total Activity	2025-2026 Total Budget	2025-2026 YTD Activity	Defined Budgets 2026-2027 2026-2027
200 - HOME PROGRAM INCOME	0.00	6,942.83	13,500.00	149,033.37	-11,500.00	38,916.85	8,000.00
201 - CDBG PROGRAM INCOME	-2,500.00	33,836.07	53,500.00	127,814.88	31,000.00	22,149.23	55,000.00
Report Surplus (Deficit):	**-2,500.00**	**40,778.90**	**67,000.00**	**276,848.25**	**19,500.00**	**61,066.08**	**63,000.00**

Soledad, CA

Budget Worksheet

Account Summary

For Fiscal: 2025-2026 Period Ending: 06/30/2026

		2023-2024 Total Budget	2023-2024 Total Activity	2024-2025 Total Budget	2024-2025 Total Activity	2025-2026 Total Budget	2025-2026 YTD Activity	Defined Budgets 2026-2027 2026-2027
Fund: 213 - UCDR GRANT								
Revenue								
Department: 0000 - 0000								
RevCategory: 00 - 00								
213-0000-47140	GRANT REVENUE	0.00	648,870.13	0.00	1,506,354.86	14,350,000.00	7,547,494.21	6,995,302.00
	RevCategory: 00 - 00 Total:	**0.00**	**648,870.13**	**0.00**	**1,506,354.86**	**14,350,000.00**	**7,547,494.21**	**6,995,302.00**
	Department: 0000 - 0000 Total:	**0.00**	**648,870.13**	**0.00**	**1,506,354.86**	**14,350,000.00**	**7,547,494.21**	**6,995,302.00**
	Revenue Total:	**0.00**	**648,870.13**	**0.00**	**1,506,354.86**	**14,350,000.00**	**7,547,494.21**	**6,995,302.00**
Expense								
Department: 0000 - 0000								
ExpCategory: 51 - Salaries & Benefits								
213-0000-51100	SALARIES	0.00	0.00	0.00	0.00	0.00	14,325.13	
213-0000-51200	SOCIAL SECURITY / MEDICARE	0.00	0.00	0.00	0.00	0.00	1,027.60	
213-0000-51210	PERS - PENSION	0.00	0.00	0.00	0.00	0.00	1,340.76	
213-0000-51220	BENEFITS	0.00	0.00	0.00	0.00	0.00	91.48	
213-0000-51230	INSURANCE-MED,DEN,VISION	0.00	0.00	0.00	0.00	0.00	1,658.50	
	ExpCategory: 51 - Salaries & Benefits Total:	**0.00**	**0.00**	**0.00**	**0.00**	**0.00**	**18,443.47**	**0.00**
ExpCategory: 52 - Services & Supplies								
213-0000-52200	PROFESSIONAL SERVICES/FEES	0.00	-0.23	0.00	1,567,343.07	0.00	8,934,092.01	
213-0000-52310	LIABILITY INSURANCE	0.00	0.00	0.00	0.00	0.00	21.44	
	ExpCategory: 52 - Services & Supplies Total:	**0.00**	**-0.23**	**0.00**	**1,567,343.07**	**0.00**	**8,934,113.45**	**0.00**
ExpCategory: 57 - Capital Outlay								
213-0000-57000	CAPITAL OUTLAY - IMPROVEM...	0.00	0.00	0.00	-1,548,147.09	14,315,000.00	0.00	6,960,302.00
	ExpCategory: 57 - Capital Outlay Total:	**0.00**	**0.00**	**0.00**	**-1,548,147.09**	**14,315,000.00**	**0.00**	**6,960,302.00**

		2023-2024 Total Budget	2023-2024 Total Activity	2024-2025 Total Budget	2024-2025 Total Activity	2025-2026 Total Budget	2025-2026 YTD Activity	2026-2027 2026-2027
						Defined Budgets		
ExpCategory: 59 - Transfers Out								
213-0000-59000	TRANSFER OUT	0.00	0.00	0.00	1,548,147.09	35,000.00	0.00	35,000.00
	ExpCategory: 59 - Transfers Out Total:	**0.00**	**0.00**	**0.00**	**1,548,147.09**	**35,000.00**	**0.00**	**35,000.00**
	Department: 0000 - 0000 Total:	**0.00**	**-0.23**	**0.00**	**1,567,343.07**	**14,350,000.00**	**8,952,556.92**	**6,995,302.00**
	Expense Total:	**0.00**	**-0.23**	**0.00**	**1,567,343.07**	**14,350,000.00**	**8,952,556.92**	**6,995,302.00**
	Fund: 213 - UCDR GRANT Surplus (Deficit):	**0.00**	**648,870.36**	**0.00**	**-60,988.21**	**0.00**	**-1,405,062.71**	**0.00**
	Report Surplus (Deficit):	**0.00**	**648,870.36**	**0.00**	**-60,988.21**	**0.00**	**-1,405,062.71**	**0.00**

Fund Summary

Fund	2023-2024 Total Budget	2023-2024 Total Activity	2024-2025 Total Budget	2024-2025 Total Activity	2025-2026 Total Budget	2025-2026 YTD Activity	Defined Budgets 2026-2027 2026-2027
213 - UCDR GRANT	0.00	648,870.36	0.00	-60,988.21	0.00	-1,405,062.71	0.00
Report Surplus (Deficit):	**0.00**	**648,870.36**	**0.00**	**-60,988.21**	**0.00**	**-1,405,062.71**	**0.00**

FY 2026-27 BUDGET NARRATIVE

Name of Activity: Public Safety Special Revenue Funds

Account #415-0000, 417-0000, 418-0000, and 431-0000

Funding Source: Proposition 172, Asset Forfeitures, Vehicle Abatement, and CSA 74

Budget Overview

The Public Safety Special Revenue Funds provide dedicated funding for Police and Fire services. The Traffic Safety, Asset Forfeiture, and Vehicle Abatement funds are restricted to eligible law enforcement activities and related expenditures. The Fire EMS (CSA 74) Fund provides dedicated funding for eligible fire and emergency medical service operating costs, including equipment, supplies, and other public safety needs.

FY 2025-26 Budget Accomplishments

- Utilized Proposition 172 funds to acquire Police Department servers and support vehicle lease payments.
- Funded the annual cost of the Passport vehicle citation system using Vehicle Abatement Funds.
- Replaced worn fire hoses using Fire EMS funds to support firefighter safety and operational readiness.

Performance Objectives/Projects to be Delivered in FY 2026-27

- Purchase Police Department equipment and fund ongoing vehicle lease payments using Proposition 172 Funds.
- Continue to fund the annual cost of the Passport vehicle citation system using Vehicle Abatement Funds.
- Continue to replace outdated fire hoses for fire apparatus using Fire EMS (CSA 74) Funds to support operational readiness and firefighter safety.

Soledad, CA

Budget Worksheet

Account Summary

For Fiscal: 2025-2026 Period Ending: 06/30/2026

		2023-2024 Total Budget	2023-2024 Total Activity	2024-2025 Total Budget	2024-2025 Total Activity	2025-2026 Total Budget	2025-2026 YTD Activity	Defined Budgets 2026-2027 2026-2027
Fund: 415 - TRAFFIC SAFETY (Prop 172)								
Revenue								
Department: 0000 - 0000								
RevCategory: 41 - Other Taxes								
415-0000-41104	PROP 172 1/2% SALES TAX PUB...	60,384.00	57,277.56	59,899.00	61,981.61	59,732.00	55,341.23	63,155.00
	RevCategory: 41 - Other Taxes Total:	**60,384.00**	**57,277.56**	**59,899.00**	**61,981.61**	**59,732.00**	**55,341.23**	**63,155.00**
RevCategory: 48 - Other Revenue								
415-0000-48410	INTEREST REVENUE	2,500.00	32,026.40	20,000.00	33,924.96	25,000.00	28,623.34	22,500.00
	RevCategory: 48 - Other Revenue Total:	**2,500.00**	**32,026.40**	**20,000.00**	**33,924.96**	**25,000.00**	**28,623.34**	**22,500.00**
	Department: 0000 - 0000 Total:	**62,884.00**	**89,303.96**	**79,899.00**	**95,906.57**	**84,732.00**	**83,964.57**	**85,655.00**
	Revenue Total:	**62,884.00**	**89,303.96**	**79,899.00**	**95,906.57**	**84,732.00**	**83,964.57**	**85,655.00**
Expense								
Department: 0000 - 0000								
ExpCategory: 57 - Capital Outlay								
415-0000-57100	CAPITAL OUTLAY - COMPUTER	0.00	0.00	0.00	0.00	0.00	74,756.23	_____
415-0000-57200	CAPITAL OUTLAY - EQUIPMENT	50,000.00	2,299.37	50,000.00	96,775.99	50,000.00	24,324.64	100,000.00
415-0000-57220	CAPITAL OUTLAY - VEHICLE	50,000.00	0.00	50,000.00	50,000.00	50,000.00	50,000.00	50,000.00
	ExpCategory: 57 - Capital Outlay Total:	**100,000.00**	**2,299.37**	**100,000.00**	**146,775.99**	**100,000.00**	**149,080.87**	**150,000.00**
	Department: 0000 - 0000 Total:	**100,000.00**	**2,299.37**	**100,000.00**	**146,775.99**	**100,000.00**	**149,080.87**	**150,000.00**
	Expense Total:	**100,000.00**	**2,299.37**	**100,000.00**	**146,775.99**	**100,000.00**	**149,080.87**	**150,000.00**
	Fund: 415 - TRAFFIC SAFETY (Prop 172) Surplus (Deficit):	**-37,116.00**	**87,004.59**	**-20,101.00**	**-50,869.42**	**-15,268.00**	**-65,116.30**	**-64,345.00**

		2023-2024 Total Budget	2023-2024 Total Activity	2024-2025 Total Budget	2024-2025 Total Activity	2025-2026 Total Budget	2025-2026 YTD Activity	2026-2027 2026-2027
						Defined Budgets		
Fund: 417 - POLICE ASSETS FORFEITURES								
Revenue								
Department: 0000 - 0000								
RevCategory: 00 - 00								
417-0000-46320	ASSET FORFEITURE	5,000.00	0.00	2,500.00	0.00	2,500.00	0.00	2,500.00
	RevCategory: 00 - 00 Total:	**5,000.00**	**0.00**	**2,500.00**	**0.00**	**2,500.00**	**0.00**	**2,500.00**
RevCategory: 48 - Other Revenue								
417-0000-48410	INTEREST REVENUE	50.00	611.05	50.00	582.65	50.00	498.61	300.00
	RevCategory: 48 - Other Revenue Total:	**50.00**	**611.05**	**50.00**	**582.65**	**50.00**	**498.61**	**300.00**
	Department: 0000 - 0000 Total:	**5,050.00**	**611.05**	**2,550.00**	**582.65**	**2,550.00**	**498.61**	**2,800.00**
	Revenue Total:	**5,050.00**	**611.05**	**2,550.00**	**582.65**	**2,550.00**	**498.61**	**2,800.00**
Expense								
Department: 0000 - 0000								
ExpCategory: 52 - Services & Supplies								
417-0000-52130	ASSET FORFEITURE - RETURNED	4,000.00	0.00	2,550.00	1,500.00	2,550.00	34.24	2,550.00
	ExpCategory: 52 - Services & Supplies Total:	**4,000.00**	**0.00**	**2,550.00**	**1,500.00**	**2,550.00**	**34.24**	**2,550.00**
	Department: 0000 - 0000 Total:	**4,000.00**	**0.00**	**2,550.00**	**1,500.00**	**2,550.00**	**34.24**	**2,550.00**
	Expense Total:	**4,000.00**	**0.00**	**2,550.00**	**1,500.00**	**2,550.00**	**34.24**	**2,550.00**
	Fund: 417 - POLICE ASSETS FORFEITURES Surplus (Deficit):	**1,050.00**	**611.05**	**0.00**	**-917.35**	**0.00**	**464.37**	**250.00**

		2023-2024 Total Budget	2023-2024 Total Activity	2024-2025 Total Budget	2024-2025 Total Activity	2025-2026 Total Budget	2025-2026 YTD Activity	Defined Budgets 2026-2027
Fund: 418 - VEHICLE ABATEMENT FUND								
Revenue								
Department: 0000 - 0000								
RevCategory: 00 - 00								
418-0000-46360	VEHICLE ABATEMENT REVENUE	6,000.00	23,798.07	6,000.00	17,607.76	6,000.00	22,768.11	20,000.00
	RevCategory: 00 - 00 Total:	**6,000.00**	**23,798.07**	**6,000.00**	**17,607.76**	**6,000.00**	**22,768.11**	**20,000.00**
RevCategory: 48 - Other Revenue								
418-0000-48410	INTEREST REVENUE	40.00	2,406.46	2,000.00	2,774.43	2,000.00	2,448.22	2,000.00
	RevCategory: 48 - Other Revenue Total:	**40.00**	**2,406.46**	**2,000.00**	**2,774.43**	**2,000.00**	**2,448.22**	**2,000.00**
	Department: 0000 - 0000 Total:	**6,040.00**	**26,204.53**	**8,000.00**	**20,382.19**	**8,000.00**	**25,216.33**	**22,000.00**
	Revenue Total:	**6,040.00**	**26,204.53**	**8,000.00**	**20,382.19**	**8,000.00**	**25,216.33**	**22,000.00**
Expense								
Department: 0000 - 0000								
ExpCategory: 52 - Services & Supplies								
418-0000-52015	SUBSCRIPTIONS	7,500.00	1,877.00	7,800.00	21,838.74	7,800.00	26,483.74	26,500.00
418-0000-52040	OFFICE SUPPLIES	0.00	196.62	200.00	85.20	200.00	0.00	200.00
	ExpCategory: 52 - Services & Supplies Total:	**7,500.00**	**2,073.62**	**8,000.00**	**21,923.94**	**8,000.00**	**26,483.74**	**26,700.00**
	Department: 0000 - 0000 Total:	**7,500.00**	**2,073.62**	**8,000.00**	**21,923.94**	**8,000.00**	**26,483.74**	**26,700.00**
	Expense Total:	**7,500.00**	**2,073.62**	**8,000.00**	**21,923.94**	**8,000.00**	**26,483.74**	**26,700.00**
	Fund: 418 - VEHICLE ABATEMENT FUND Surplus (Deficit):	**-1,460.00**	**24,130.91**	**0.00**	**-1,541.75**	**0.00**	**-1,267.41**	**-4,700.00**

		2023-2024 Total Budget	2023-2024 Total Activity	2024-2025 Total Budget	2024-2025 Total Activity	2025-2026 Total Budget	2025-2026 YTD Activity	Defined Budgets 2026-2027
Fund: 431 - FIRE EMS (CSA 74)								
Revenue								
Department: 0000 - 0000								
RevCategory: 00 - 00								
431-0000-44120	FIRE EMS PROP 1A DEFERRED ...	20,000.00	17,402.98	17,500.00	17,513.89	17,500.00	16,651.40	17,500.00
	RevCategory: 00 - 00 Total:	**20,000.00**	**17,402.98**	**17,500.00**	**17,513.89**	**17,500.00**	**16,651.40**	**17,500.00**
RevCategory: 48 - Other Revenue								
431-0000-48410	INTEREST REVENUE	300.00	3,613.87	1,000.00	3,932.64	2,000.00	2,978.30	2,000.00
	RevCategory: 48 - Other Revenue Total:	**300.00**	**3,613.87**	**1,000.00**	**3,932.64**	**2,000.00**	**2,978.30**	**2,000.00**
	Department: 0000 - 0000 Total:	**20,300.00**	**21,016.85**	**18,500.00**	**21,446.53**	**19,500.00**	**19,629.70**	**19,500.00**
	Revenue Total:	**20,300.00**	**21,016.85**	**18,500.00**	**21,446.53**	**19,500.00**	**19,629.70**	**19,500.00**
Expense								
Department: 0000 - 0000								
ExpCategory: 52 - Services & Supplies								
431-0000-52041	OPERATIONAL SUPPLIES	35,000.00	6,748.89	30,000.00	18,796.80	25,000.00	8,286.46	30,000.00
	ExpCategory: 52 - Services & Supplies Total:	**35,000.00**	**6,748.89**	**30,000.00**	**18,796.80**	**25,000.00**	**8,286.46**	**30,000.00**
ExpCategory: 57 - Capital Outlay								
431-0000-57200	CAPITAL OUTLAY - EQUIPMENT	0.00	0.00	0.00	0.00	23,000.00	25,234.35	
	ExpCategory: 57 - Capital Outlay Total:	**0.00**	**0.00**	**0.00**	**0.00**	**23,000.00**	**25,234.35**	**0.00**
	Department: 0000 - 0000 Total:	**35,000.00**	**6,748.89**	**30,000.00**	**18,796.80**	**48,000.00**	**33,520.81**	**30,000.00**
	Expense Total:	**35,000.00**	**6,748.89**	**30,000.00**	**18,796.80**	**48,000.00**	**33,520.81**	**30,000.00**
	Fund: 431 - FIRE EMS (CSA 74) Surplus (Deficit):	**-14,700.00**	**14,267.96**	**-11,500.00**	**2,649.73**	**-28,500.00**	**-13,891.11**	**-10,500.00**
	Report Surplus (Deficit):	**-52,226.00**	**126,014.51**	**-31,601.00**	**-50,678.79**	**-43,768.00**	**-79,810.45**	**-79,295.00**

Fund Summary

Fund	2023-2024 Total Budget	2023-2024 Total Activity	2024-2025 Total Budget	2024-2025 Total Activity	2025-2026 Total Budget	2025-2026 YTD Activity	Defined Budgets 2026-2027 2026-2027
415 - TRAFFIC SAFETY (Prop 172)	-37,116.00	87,004.59	-20,101.00	-50,869.42	-15,268.00	-65,116.30	-64,345.00
417 - POLICE ASSETS FORFEITURES	1,050.00	611.05	0.00	-917.35	0.00	464.37	250.00
418 - VEHICLE ABATEMENT FUND	-1,460.00	24,130.91	0.00	-1,541.75	0.00	-1,267.41	-4,700.00
431 - FIRE EMS (CSA 74)	-14,700.00	14,267.96	-11,500.00	2,649.73	-28,500.00	-13,891.11	-10,500.00
Report Surplus (Deficit):	**-52,226.00**	**126,014.51**	**-31,601.00**	**-50,678.79**	**-43,768.00**	**-79,810.45**	**-79,295.00**

FY 2026-27 BUDGET NARRATIVE

Name of Activity: Assessment Districts

Account #646-5190 to 652-5190

Funding Source: Special Assessments

Budget Overview

The Special Maintenance and Benefit Assessment Districts (MAD/BAD) are responsible for maintaining public infrastructure and amenities within designated residential and commercial areas. These operations are funded through assessment revenues collected from property owners within the respective districts.

Services provided under this budget include:

- Street maintenance and storm drain system upkeep
- Utility services (water and electricity for streetlights and landscaped areas)
- Street sweeping, mowing, and irrigation system repairs
- Restroom cleaning and general park maintenance
- Vandalism and graffiti abatement
- Equipment and infrastructure repairs
- Tree trimming and general landscaping

Maintenance activities cover all MAD/BAD streets, open spaces, and the following park facilities:

- *San Antonio Park (0.46 acres)*
- *Joe O. Ledesma Park (0.6 acres)*
- *Peverini Park (2.9 acres) – includes public restrooms*
- *Santa Barbara Park (1.08 acres)*
- *Gabilan Pond Park (Miravale I stormwater detention basin – 3.8 acres)*
- *Orchard Lane Park (3.7 acres) – includes a splash pad and restrooms*
- *Parcel E Park (Vintage Estates Subdivision – 0.57 acres)*
- *Landscape Areas* – Along San Vicente Road and Orchard Lane

FY 2025-26 Budget Accomplishments

- Completed a citywide Crack Seal Project to preserve pavement integrity and extend the lifespan of streets within the assessment districts.

Performance Objectives/Projects to be Delivered in FY 2026-27

In addition to routine maintenance and operations, this fiscal year will include:

- Complete slurry seal and pavement striping improvements within designated MAD/BAD areas to extend pavement life, maintain roadway conditions, and improve safety.
- Continue providing park attendant services at Orchard Lane Park to support Splash Pad operations, maintain public restroom access, and provide a clean and welcoming environment for park users.

Soledad, CA

Budget Worksheet

Account Summary

For Fiscal: 2025-2026 Period Ending: 06/30/2026

		2023-2024 Total Budget	2023-2024 Total Activity	2024-2025 Total Budget	2024-2025 Total Activity	2025-2026 Total Budget	2025-2026 YTD Activity	Defined Budgets 2026-2027 2026-2027
Fund: 646 - VINEYARDS ASSMNT DIST								
Revenue								
Department: 0000 - 0000								
RevCategory: 40 - Property Taxes								
646-0000-40100	PROPERTY TAX - SECURED	263,000.00	266,119.39	265,000.00	267,059.59	262,544.00	262,126.87	262,450.00
	RevCategory: 40 - Property Taxes Total:	**263,000.00**	**266,119.39**	**265,000.00**	**267,059.59**	**262,544.00**	**262,126.87**	**262,450.00**
RevCategory: 48 - Other Revenue								
646-0000-48410	INTEREST REVENUE	400.00	14,226.96	10,000.00	9,506.28	10,000.00	6,684.41	6,000.00
	RevCategory: 48 - Other Revenue Total:	**400.00**	**14,226.96**	**10,000.00**	**9,506.28**	**10,000.00**	**6,684.41**	**6,000.00**
	Department: 0000 - 0000 Total:	**263,400.00**	**280,346.35**	**275,000.00**	**276,565.87**	**272,544.00**	**268,811.28**	**268,450.00**
	Revenue Total:	**263,400.00**	**280,346.35**	**275,000.00**	**276,565.87**	**272,544.00**	**268,811.28**	**268,450.00**
Expense								
Department: 0000 - 0000								
ExpCategory: 52 - Services & Supplies								
646-0000-52200	PROFESSIONAL SERVICES/FEES	6,000.00	2,075.00	3,000.00	6,075.00	8,734.00	0.00	8,734.00
	ExpCategory: 52 - Services & Supplies Total:	**6,000.00**	**2,075.00**	**3,000.00**	**6,075.00**	**8,734.00**	**0.00**	**8,734.00**
ExpCategory: 58 - Debt Service								
646-0000-58125	INTEREST (VINEYARD)	62,093.76	62,093.76	55,234.00	55,234.38	47,950.00	47,950.00	40,100.00
646-0000-58225	PRINCIPAL (VINEYARD)	190,000.00	190,000.00	195,000.00	195,000.00	200,000.00	200,000.00	205,000.00
	ExpCategory: 58 - Debt Service Total:	**252,093.76**	**252,093.76**	**250,234.00**	**250,234.38**	**247,950.00**	**247,950.00**	**245,100.00**
ExpCategory: 59 - Transfers Out								
646-0000-59000	TRANSFER OUT	0.00	0.00	0.00	13,352.98	4,610.00	4,610.00	10,711.00
	ExpCategory: 59 - Transfers Out Total:	**0.00**	**0.00**	**0.00**	**13,352.98**	**4,610.00**	**4,610.00**	**10,711.00**
	Department: 0000 - 0000 Total:	**258,093.76**	**254,168.76**	**253,234.00**	**269,662.36**	**261,294.00**	**252,560.00**	**264,545.00**
	Expense Total:	**258,093.76**	**254,168.76**	**253,234.00**	**269,662.36**	**261,294.00**	**252,560.00**	**264,545.00**
	Fund: 646 - VINEYARDS ASSMNT DIST Surplus (Deficit):	**5,306.24**	**26,177.59**	**21,766.00**	**6,903.51**	**11,250.00**	**16,251.28**	**3,905.00**

		2023-2024 Total Budget	2023-2024 Total Activity	2024-2025 Total Budget	2024-2025 Total Activity	2025-2026 Total Budget	2025-2026 YTD Activity	Defined Budgets 2026-2027
Fund: 647 - RANCHO SAN VICENTE-CHISPA								
Revenue								
Department: 0000 - 0000								
RevCategory: 40 - Property Taxes								
647-0000-40100	PROPERTY TAX - SECURED	106,635.00	106,368.42	109,834.00	109,151.04	113,130.00	113,307.75	116,524.00
	RevCategory: 40 - Property Taxes Total:	**106,635.00**	**106,368.42**	**109,834.00**	**109,151.04**	**113,130.00**	**113,307.75**	**116,524.00**
RevCategory: 48 - Other Revenue								
647-0000-48410	INTEREST REVENUE	2,000.00	16,193.14	2,000.00	18,983.44	10,000.00	17,329.51	10,000.00
	RevCategory: 48 - Other Revenue Total:	**2,000.00**	**16,193.14**	**2,000.00**	**18,983.44**	**10,000.00**	**17,329.51**	**10,000.00**
	Department: 0000 - 0000 Total:	**108,635.00**	**122,561.56**	**111,834.00**	**128,134.48**	**123,130.00**	**130,637.26**	**126,524.00**
	Revenue Total:	**108,635.00**	**122,561.56**	**111,834.00**	**128,134.48**	**123,130.00**	**130,637.26**	**126,524.00**
Expense								
Department: 0000 - 0000								
ExpCategory: 51 - Salaries & Benefits								
647-0000-51100	SALARIES	0.00	920.41	0.00	0.00	0.00	0.00	
647-0000-51130	OVERTIME	0.00	0.88	0.00	0.00	0.00	0.00	
647-0000-51140	CERTIFICATES	0.00	4.45	0.00	0.00	0.00	0.00	
647-0000-51200	SOCIAL SECURITY / MEDICARE	0.00	134.30	0.00	0.00	0.00	0.00	
647-0000-51210	PERS-PENSION	0.00	153.71	0.00	0.00	0.00	0.00	
647-0000-51220	BENEFITS	0.00	13.79	0.00	0.00	0.00	0.00	
647-0000-51230	INSURANCE-MED,DEN,VISION	0.00	289.92	0.00	0.00	0.00	0.00	
647-0000-51310	WORKERS COMP	0.00	0.00	0.00	2,996.08	0.00	3,176.61	
	ExpCategory: 51 - Salaries & Benefits Total:	**0.00**	**1,517.46**	**0.00**	**2,996.08**	**0.00**	**3,176.61**	**0.00**
ExpCategory: 52 - Services & Supplies								
647-0000-52049	PRINTING & ADVERTISING	500.00	0.00	500.00	0.00	500.00	0.00	500.00
647-0000-52060	CITY ADMINISTRATION	29,007.58	0.00	29,878.00	0.00	30,774.00	0.00	
647-0000-52069	COUNTY COLLECTION FEE	1,305.00	0.00	1,305.00	0.00	1,305.00	0.00	1,305.00
647-0000-52070	DISTRICT ADMINISTRATION	5,000.00	0.00	5,000.00	2,000.00	5,000.00	2,000.00	5,000.00
647-0000-52080	FLEET SERVICES	0.00	166.42	0.00	0.00	0.00	0.00	
647-0000-52085	FUEL	0.00	1,593.00	0.00	116.54	0.00	0.00	
647-0000-52091	TRAVEL, MEETINGS & TRAINING	0.00	2.50	0.00	0.00	0.00	0.00	
647-0000-52200	PROFESSIONAL SERVICES/FEES	0.00	4,660.14	0.00	61.16	0.00	4,071.02	
647-0000-52415	CELLULAR PHONE	0.00	402.04	0.00	0.00	0.00	0.00	

		2023-2024 Total Budget	2023-2024 Total Activity	2024-2025 Total Budget	2024-2025 Total Activity	2025-2026 Total Budget	2025-2026 YTD Activity	Defined Budgets 2026-2027 2026-2027
647-0000-52420	PARK ELECTRICAL CHARGES	1,329.35	0.00	1,369.00	0.00	1,410.00	0.00	1,453.00
647-0000-52422	STREET LIGHTING	2,708.61	718.09	2,790.00	1,126.37	2,874.00	7,350.66	2,960.00
647-0000-52430	PARK WATER CHARGES	3,323.36	4,645.30	3,423.00	3,892.92	3,526.00	4,520.16	3,632.00
647-0000-52431	PARKWAY WATER CHARGES	23,948.93	4,855.51	24,667.00	6,327.59	25,407.00	6,763.93	26,170.00
647-0000-52518	FACILITIES EXPENSE	0.00	2.63	0.00	0.00	0.00	395.00	
647-0000-52520	MAINTENANCE AGREEMENTS	0.00	654.04	0.00	11.02	0.00	0.00	
647-0000-52522	PARK MAINTENANCE	26,582.07	2,070.32	27,380.00	620.16	28,201.00	13,159.45	29,047.00
647-0000-52525	REPAIRS & MAINTENANCE SUP...	0.00	157.47	0.00	1,141.54	0.00	1,500.00	
647-0000-52527	SOUND WALL MAINTENANCE	5,053.22	0.00	5,205.00	0.00	5,361.00	0.00	5,522.00
647-0000-52530	STREET LANDSCAPING	19,936.55	33,050.00	20,535.00	32,125.00	21,151.00	24,750.00	21,785.00
647-0000-52532	STREET SWEEPING	0.00	8,648.01	0.00	9,677.00	0.00	654.98	
	ExpCategory: 52 - Services & Supplies Total:	**118,694.67**	**61,625.47**	**122,052.00**	**57,099.30**	**125,509.00**	**65,165.20**	**97,374.00**
ExpCategory: 59 - Transfers Out								
647-0000-59000	TRANSFER OUT	0.00	0.00	0.00	29,878.00	0.00	30,774.00	31,697.00
	ExpCategory: 59 - Transfers Out Total:	**0.00**	**0.00**	**0.00**	**29,878.00**	**0.00**	**30,774.00**	**31,697.00**
	Department: 0000 - 0000 Total:	**118,694.67**	**63,142.93**	**122,052.00**	**89,973.38**	**125,509.00**	**99,115.81**	**129,071.00**
	Expense Total:	**118,694.67**	**63,142.93**	**122,052.00**	**89,973.38**	**125,509.00**	**99,115.81**	**129,071.00**
	Fund: 647 - RANCHO SAN VICENTE-CHISPA Surplus (Deficit):	**-10,059.67**	**59,418.63**	**-10,218.00**	**38,161.10**	**-2,379.00**	**31,521.45**	**-2,547.00**

		2023-2024 Total Budget	2023-2024 Total Activity	2024-2025 Total Budget	2024-2025 Total Activity	2025-2026 Total Budget	2025-2026 YTD Activity	2026-2027 2026-2027
						Defined Budgets		
Fund: 648 - DIAMOND RIDGE ASSMENT DIS								
Revenue								
Department: 0000 - 0000								
RevCategory: 40 - Property Taxes								
648-0000-40100	PROPERTY TAX - SECURED	315,000.00	319,947.81	317,000.00	312,915.61	320,684.00	319,531.50	321,143.00
	RevCategory: 40 - Property Taxes Total:	**315,000.00**	**319,947.81**	**317,000.00**	**312,915.61**	**320,684.00**	**319,531.50**	**321,143.00**
RevCategory: 48 - Other Revenue								
648-0000-48410	INTEREST REVENUE	2,000.00	35,363.26	20,000.00	30,612.95	20,000.00	26,232.55	17,500.00
	RevCategory: 48 - Other Revenue Total:	**2,000.00**	**35,363.26**	**20,000.00**	**30,612.95**	**20,000.00**	**26,232.55**	**17,500.00**
	Department: 0000 - 0000 Total:	**317,000.00**	**355,311.07**	**337,000.00**	**343,528.56**	**340,684.00**	**345,764.05**	**338,643.00**
	Revenue Total:	**317,000.00**	**355,311.07**	**337,000.00**	**343,528.56**	**340,684.00**	**345,764.05**	**338,643.00**
Expense								
Department: 0000 - 0000								
ExpCategory: 52 - Services & Supplies								
648-0000-52200	PROFESSIONAL SERVICES/FEES	7,000.00	5,075.00	6,000.00	3,075.00	9,182.00	3,625.00	9,176.00
	ExpCategory: 52 - Services & Supplies Total:	**7,000.00**	**5,075.00**	**6,000.00**	**3,075.00**	**9,182.00**	**3,625.00**	**9,176.00**
ExpCategory: 58 - Debt Service								
648-0000-58120	INTEREST (DIAMOND RIDGE)	124,325.00	136,567.75	124,325.00	126,802.50	116,892.00	116,600.00	105,960.00
648-0000-58220	PRINCIPAL (DIAMOND RIDGE)	175,000.00	165,000.00	175,000.00	170,000.00	180,000.00	180,000.00	195,000.00
	ExpCategory: 58 - Debt Service Total:	**299,325.00**	**301,567.75**	**299,325.00**	**296,802.50**	**296,892.00**	**296,600.00**	**300,960.00**
ExpCategory: 59 - Transfers Out								
648-0000-59000	TRANSFER OUT	0.00	0.00	0.00	15,645.78	7,457.00	7,457.00	16,645.00
	ExpCategory: 59 - Transfers Out Total:	**0.00**	**0.00**	**0.00**	**15,645.78**	**7,457.00**	**7,457.00**	**16,645.00**
	Department: 0000 - 0000 Total:	**306,325.00**	**306,642.75**	**305,325.00**	**315,523.28**	**313,531.00**	**307,682.00**	**326,781.00**
	Expense Total:	**306,325.00**	**306,642.75**	**305,325.00**	**315,523.28**	**313,531.00**	**307,682.00**	**326,781.00**
	Fund: 648 - DIAMOND RIDGE ASSMENT DIS Surplus (Deficit):	**10,675.00**	**48,668.32**	**31,675.00**	**28,005.28**	**27,153.00**	**38,082.05**	**11,862.00**

		2023-2024 Total Budget	2023-2024 Total Activity	2024-2025 Total Budget	2024-2025 Total Activity	2025-2026 Total Budget	2025-2026 YTD Activity	Defined Budgets 2026-2027
Fund: 649 - DIAMOND RIDGE BAD-PH 1								
Revenue								
Department: 0000 - 0000								
RevCategory: 40 - Property Taxes								
649-0000-40100	PROPERTY TAX - SECURED	85,955.00	84,592.38	88,176.00	88,237.83	103,464.00	102,882.69	109,052.00
	RevCategory: 40 - Property Taxes Total:	**85,955.00**	**84,592.38**	**88,176.00**	**88,237.83**	**103,464.00**	**102,882.69**	**109,052.00**
RevCategory: 48 - Other Revenue								
649-0000-48410	INTEREST REVENUE	2,000.00	24,203.61	2,000.00	24,977.37	15,000.00	23,053.52	10,000.00
	RevCategory: 48 - Other Revenue Total:	**2,000.00**	**24,203.61**	**2,000.00**	**24,977.37**	**15,000.00**	**23,053.52**	**10,000.00**
	Department: 0000 - 0000 Total:	**87,955.00**	**108,795.99**	**90,176.00**	**113,215.20**	**118,464.00**	**125,936.21**	**119,052.00**
	Revenue Total:	**87,955.00**	**108,795.99**	**90,176.00**	**113,215.20**	**118,464.00**	**125,936.21**	**119,052.00**
Expense								
Department: 0000 - 0000								
ExpCategory: 51 - Salaries & Benefits								
649-0000-51100	SALARIES	0.00	620.72	0.00	0.00	0.00	0.00	
649-0000-51130	OVERTIME	0.00	0.35	0.00	0.00	0.00	0.00	
649-0000-51140	CERTIFICATES	0.00	3.34	0.00	0.00	0.00	0.00	
649-0000-51200	SOCIAL SECURITY / MEDICARE	0.00	91.76	0.00	0.00	0.00	0.00	
649-0000-51210	PERS-PENSION	0.00	109.20	0.00	0.00	0.00	0.00	
649-0000-51220	BENEFITS	0.00	9.02	0.00	0.00	0.00	0.00	
649-0000-51230	INSURANCE-MED,DEN,VISION	0.00	159.39	0.00	0.00	0.00	0.00	
649-0000-51310	WORKERS COMP	0.00	0.00	0.00	1,730.23	0.00	1,834.89	
	ExpCategory: 51 - Salaries & Benefits Total:	**0.00**	**993.78**	**0.00**	**1,730.23**	**0.00**	**1,834.89**	**0.00**
ExpCategory: 52 - Services & Supplies								
649-0000-52049	PRINTING & ADVERTISING	1,284.72	0.00	1,323.00	0.00	1,363.00	0.00	1,404.00
649-0000-52060	CITY ADMINISTRATION	26,035.11	0.00	26,816.00	0.00	27,621.00	0.00	
649-0000-52069	COUNTY COLLECTION FEE	5,205.00	749.44	5,205.00	767.32	5,205.00	787.90	5,205.00
649-0000-52070	DISTRICT ADMINISTRATION	5,000.00	0.00	5,000.00	2,000.00	5,000.00	2,000.00	5,000.00
649-0000-52080	FLEET SERVICES	0.00	107.10	0.00	0.00	0.00	0.00	
649-0000-52085	FUEL	0.00	798.94	0.00	65.70	0.00	0.00	
649-0000-52091	TRAVEL, MEETINGS & TRAINING	0.00	1.50	0.00	0.00	0.00	0.00	
649-0000-52120	CONTINGENCY	2,507.98	0.00	2,583.00	0.00	2,661.00	0.00	2,741.00
649-0000-52200	PROFESSIONAL SERVICES/FEES	0.00	6,660.14	0.00	4,061.16	0.00	4,071.02	

		2023-2024 Total Budget	2023-2024 Total Activity	2024-2025 Total Budget	2024-2025 Total Activity	2025-2026 Total Budget	2025-2026 YTD Activity	Defined Budgets 2026-2027 2026-2027
649-0000-52210	ENGINEERING	1,317.17	0.00	1,357.00	0.00	1,397.00	0.00	1,439.00
649-0000-52415	CELLULAR PHONE	0.00	178.01	0.00	0.00	0.00	0.00	
649-0000-52518	FACILITIES EXPENSE	0.00	2.63	0.00	0.00	0.00	0.00	
649-0000-52519	MAINTENANCE	0.00	132.20	289,001.00	6,713.07	0.00	0.00	
649-0000-52520	MAINTENANCE AGREEMENTS	0.00	405.19	0.00	16.83	0.00	0.00	
649-0000-52523	PERCOLATION POND	6,583.43	0.00	6,781.00	0.00	6,984.00	0.00	7,194.00
649-0000-52525	REPAIRS & MAINTENANCE SUP...	0.00	147.30	0.00	0.00	0.00	0.00	
649-0000-52529	STORM DRAIN MAINTENANCE	3,260.06	0.00	3,358.00	0.00	3,459.00	2,565.00	3,562.00
649-0000-52532	STREET SWEEPING	13,792.58	8,648.01	14,206.00	9,677.00	14,633.00	1,524.40	15,072.00
	ExpCategory: 52 - Services & Supplies Total:	**64,986.05**	**17,830.46**	**355,630.00**	**23,301.08**	**68,323.00**	**10,948.32**	**41,617.00**
ExpCategory: 57 - Capital Outlay								
649-0000-57000	CAPITAL PROJECTS	0.00	151.18	0.00	91,701.49	70,000.00	22,619.44	680,000.00
	ExpCategory: 57 - Capital Outlay Total:	**0.00**	**151.18**	**0.00**	**91,701.49**	**70,000.00**	**22,619.44**	**680,000.00**
ExpCategory: 59 - Transfers Out								
649-0000-59000	TRANSFER OUT	0.00	0.00	0.00	26,816.00	0.00	27,621.00	28,449.00
	ExpCategory: 59 - Transfers Out Total:	**0.00**	**0.00**	**0.00**	**26,816.00**	**0.00**	**27,621.00**	**28,449.00**
	Department: 0000 - 0000 Total:	**64,986.05**	**18,975.42**	**355,630.00**	**143,548.80**	**138,323.00**	**63,023.65**	**750,066.00**
	Expense Total:	**64,986.05**	**18,975.42**	**355,630.00**	**143,548.80**	**138,323.00**	**63,023.65**	**750,066.00**
	Fund: 649 - DIAMOND RIDGE BAD-PH 1 Surplus (Deficit):	**22,968.95**	**89,820.57**	**-265,454.00**	**-30,333.60**	**-19,859.00**	**62,912.56**	**-631,014.00**

		2023-2024 Total Budget	2023-2024 Total Activity	2024-2025 Total Budget	2024-2025 Total Activity	2025-2026 Total Budget	2025-2026 YTD Activity	Defined Budgets 2026-2027
Fund: 650 - DIAMOND RIDGE PARKS								
Revenue								
Department: 0000 - 0000								
RevCategory: 40 - Property Taxes								
650-0000-40100	PROPERTY TAX - SECURED	162,410.00	158,493.98	163,676.00	163,978.84	166,966.00	166,131.98	173,306.00
	RevCategory: 40 - Property Taxes Total:	**162,410.00**	**158,493.98**	**163,676.00**	**163,978.84**	**166,966.00**	**166,131.98**	**173,306.00**
RevCategory: 48 - Other Revenue								
650-0000-48410	INTEREST REVENUE	150.00	13,932.77	150.00	18,550.08	10,000.00	17,873.93	10,000.00
	RevCategory: 48 - Other Revenue Total:	**150.00**	**13,932.77**	**150.00**	**18,550.08**	**10,000.00**	**17,873.93**	**10,000.00**
	Department: 0000 - 0000 Total:	**162,560.00**	**172,426.75**	**163,826.00**	**182,528.92**	**176,966.00**	**184,005.91**	**183,306.00**
	Revenue Total:	**162,560.00**	**172,426.75**	**163,826.00**	**182,528.92**	**176,966.00**	**184,005.91**	**183,306.00**
Expense								
Department: 0000 - 0000								
ExpCategory: 51 - Salaries & Benefits								
650-0000-51100	SALARIES	0.00	592.42	0.00	0.00	0.00	0.00	
650-0000-51130	OVERTIME	0.00	0.35	0.00	0.00	0.00	0.00	
650-0000-51140	CERTIFICATES	0.00	3.34	0.00	0.00	0.00	0.00	
650-0000-51200	SOCIAL SECURITY / MEDICARE	0.00	87.39	0.00	0.00	0.00	0.00	
650-0000-51210	PERS-PENSION	0.00	103.79	0.00	0.00	0.00	0.00	
650-0000-51220	BENEFITS	0.00	8.63	0.00	0.00	0.00	0.00	
650-0000-51230	INSURANCE-MED,DEN,VISION	0.00	159.39	0.00	0.00	0.00	0.00	
650-0000-51310	WORKERS COMP	0.00	0.00	0.00	2,247.35	0.00	2,382.21	
	ExpCategory: 51 - Salaries & Benefits Total:	**0.00**	**955.31**	**0.00**	**2,247.35**	**0.00**	**2,382.21**	**0.00**
ExpCategory: 52 - Services & Supplies								
650-0000-52049	PRINTING & ADVERTISING	645.20	0.00	665.00	0.00	684.00	0.00	705.00
650-0000-52060	CITY ADMINISTRATION	26,856.63	0.00	27,662.00	0.00	28,492.00	0.00	
650-0000-52069	COUNTY COLLECTION FEE	5,205.00	0.00	5,205.00	0.00	5,205.00	0.00	5,205.00
650-0000-52070	DISTRICT ADMINISTRATION	5,000.00	0.00	5,000.00	2,000.00	5,000.00	2,000.00	5,000.00
650-0000-52080	FLEET SERVICES	0.00	88.02	0.00	0.00	0.00	0.00	
650-0000-52085	FUEL	0.00	1,159.76	0.00	83.08	0.00	0.00	
650-0000-52091	TRAVEL, MEETINGS & TRAINING	0.00	1.50	0.00	0.00	0.00	0.00	
650-0000-52200	PROFESSIONAL SERVICES/FEES	0.00	6,660.14	0.00	4,061.50	0.00	4,071.02	
650-0000-52415	CELLULAR PHONE	0.00	291.29	0.00	0.00	0.00	0.00	

		2023-2024 Total Budget	2023-2024 Total Activity	2024-2025 Total Budget	2024-2025 Total Activity	2025-2026 Total Budget	2025-2026 YTD Activity	Defined Budgets 2026-2027
650-0000-52421	PARK/LANDSCAPE ELECTRICAL ...	658.59	627.50	652.00	1,022.51	672.00	5,102.00	692.00
650-0000-52422	STREET LIGHTING	626.93	0.00	621.00	361.29	640.00	675.00	659.00
650-0000-52430	PARK WATER CHARGES	6,708.82	37,764.93	6,644.00	33,720.84	6,844.00	34,969.76	7,049.00
650-0000-52432	STREET LANDSCAPE WATER CH...	4,607.67	0.00	4,563.00	0.00	4,700.00	600.00	4,841.00
650-0000-52518	FACILITIES EXPENSE	0.00	39.69	0.00	0.00	0.00	238.05	
650-0000-52519	MAINTENANCE	15,134.10	13,572.15	15,588.00	38,560.37	16,056.00	63,135.77	16,537.00
650-0000-52520	MAINTENANCE AGREEMENTS	0.00	437.13	0.00	7.67	0.00	0.00	
650-0000-52524	PLANTER WALL MAINTENANCE	1,843.07	0.00	1,825.00	0.00	1,880.00	0.00	1,937.00
650-0000-52525	REPAIRS & MAINTENANCE SUP...	0.00	699.71	0.00	10.47	0.00	480.45	
650-0000-52528	SOUND WALL RESERVE	1,448.65	0.00	1,435.00	0.00	1,478.00	0.00	1,522.00
	ExpCategory: 52 - Services & Supplies Total:	**68,734.66**	**61,341.82**	**69,860.00**	**79,827.73**	**71,651.00**	**111,272.05**	**44,147.00**
ExpCategory: 57 - Capital Outlay								
650-0000-57000	CAPITAL OUTLAY - IMPROVEM...	0.00	0.00	0.00	0.00	0.00	0.00	15,000.00
	ExpCategory: 57 - Capital Outlay Total:	**0.00**	**0.00**	**0.00**	**0.00**	**0.00**	**0.00**	**15,000.00**
ExpCategory: 59 - Transfers Out								
650-0000-59000	TRANSFER OUT	0.00	0.00	0.00	27,662.00	0.00	28,492.00	29,347.00
	ExpCategory: 59 - Transfers Out Total:	**0.00**	**0.00**	**0.00**	**27,662.00**	**0.00**	**28,492.00**	**29,347.00**
	Department: 0000 - 0000 Total:	**68,734.66**	**62,297.13**	**69,860.00**	**109,737.08**	**71,651.00**	**142,146.26**	**88,494.00**
	Expense Total:	**68,734.66**	**62,297.13**	**69,860.00**	**109,737.08**	**71,651.00**	**142,146.26**	**88,494.00**
	Fund: 650 - DIAMOND RIDGE PARKS Surplus (Deficit):	**93,825.34**	**110,129.62**	**93,966.00**	**72,791.84**	**105,315.00**	**41,859.65**	**94,812.00**

		2023-2024 Total Budget	2023-2024 Total Activity	2024-2025 Total Budget	2024-2025 Total Activity	2025-2026 Total Budget	2025-2026 YTD Activity	Defined Budgets 2026-2027
Fund: 651 - MIRAVALE/ORCHARD LANDSCAP								
Revenue								
Department: 0000 - 0000								
RevCategory: 00 - 00								
651-0000-48026	MISCELLANEOUS REVENUE	0.00	0.00	0.00	0.00	0.00	685.00	
	RevCategory: 00 - 00 Total:	**0.00**	**0.00**	**0.00**	**0.00**	**0.00**	**685.00**	**0.00**
RevCategory: 40 - Property Taxes								
651-0000-40100	PROPERTY TAX - SECURED	415,203.00	328,416.30	406,029.00	169,870.52	366,709.00	380,867.89	390,673.00
	RevCategory: 40 - Property Taxes Total:	**415,203.00**	**328,416.30**	**406,029.00**	**169,870.52**	**366,709.00**	**380,867.89**	**390,673.00**
RevCategory: 48 - Other Revenue								
651-0000-48410	INTEREST REVENUE	2,500.00	55,685.86	2,500.00	58,077.36	30,000.00	46,678.32	30,000.00
	RevCategory: 48 - Other Revenue Total:	**2,500.00**	**55,685.86**	**2,500.00**	**58,077.36**	**30,000.00**	**46,678.32**	**30,000.00**
	Department: 0000 - 0000 Total:	**417,703.00**	**384,102.16**	**408,529.00**	**227,947.88**	**396,709.00**	**428,231.21**	**420,673.00**
	Revenue Total:	**417,703.00**	**384,102.16**	**408,529.00**	**227,947.88**	**396,709.00**	**428,231.21**	**420,673.00**
Expense								
Department: 0000 - 0000								
ExpCategory: 51 - Salaries & Benefits								
651-0000-51100	SALARIES	0.00	785.00	0.00	0.00	0.00	0.00	
651-0000-51130	OVERTIME	0.00	0.61	0.00	0.00	0.00	0.00	
651-0000-51140	CERTIFICATES	0.00	3.90	0.00	0.00	0.00	0.00	
651-0000-51200	SOCIAL SECURITY / MEDICARE	0.00	115.18	0.00	0.00	0.00	0.00	
651-0000-51210	PERS-PENSION	0.00	133.68	0.00	0.00	0.00	0.00	
651-0000-51220	BENEFITS	0.00	11.64	0.00	0.00	0.00	0.00	
651-0000-51230	INSURANCE-MED,DEN,VISION	0.00	228.10	0.00	0.00	0.00	0.00	
651-0000-51310	WORKERS COMP	0.00	0.00	0.00	2,703.70	0.00	2,866.54	
	ExpCategory: 51 - Salaries & Benefits Total:	**0.00**	**1,278.11**	**0.00**	**2,703.70**	**0.00**	**2,866.54**	**0.00**
ExpCategory: 52 - Services & Supplies								
651-0000-52046	GRAFFITI REMOVAL SUPPLIES	20,900.85	0.00	21,528.00	1,395.00	22,174.00	0.00	22,839.00
651-0000-52049	PRINTING & ADVERTISING	628.42	0.00	647.00	0.00	667.00	151.64	687.00
651-0000-52060	CITY ADMINISTRATION	28,347.76	0.00	29,198.00	0.00	30,074.00	0.00	
651-0000-52069	COUNTY COLLECTION FEE	3,673.18	1,715.92	3,673.00	1,968.10	3,673.00	216.86	3,673.00
651-0000-52070	DISTRICT ADMINISTRATION	5,281.84	0.00	5,282.00	2,000.00	5,282.00	2,000.00	5,282.00
651-0000-52080	FLEET SERVICES	0.00	153.14	0.00	0.00	0.00	0.00	

		2023-2024 Total Budget	2023-2024 Total Activity	2024-2025 Total Budget	2024-2025 Total Activity	2025-2026 Total Budget	2025-2026 YTD Activity	Defined Budgets 2026-2027 2026-2027
651-0000-52085	FUEL	0.00	1,584.24	0.00	113.61	0.00	0.00	
651-0000-52091	TRAVEL, MEETINGS & TRAINING	0.00	2.50	0.00	0.00	0.00	0.00	
651-0000-52200	PROFESSIONAL SERVICES/FEES	0.00	5,793.68	0.00	1,444.94	0.00	1,658.93	
651-0000-52400	UTILITIES	0.00	250.97	0.00	8,092.36	0.00	20,999.26	
651-0000-52415	CELLULAR PHONE	0.00	393.81	0.00	0.00	0.00	0.00	
651-0000-52422	STREET LIGHTING	70,379.74	10,283.98	72,491.00	7,697.25	74,666.00	2,281.64	76,906.00
651-0000-52516	LANDSCAPE MAINT. (EASEMEN...	145,700.30	164,386.17	150,071.00	202,393.50	154,573.00	199,252.85	159,211.00
651-0000-52518	FACILITIES EXPENSE	0.00	2.63	0.00	13.10	0.00	0.00	
651-0000-52520	MAINTENANCE AGREEMENTS	0.00	608.21	0.00	10.30	0.00	0.00	
651-0000-52522	PARK MAINTENANCE	101,100.00	53,356.57	101,100.00	58,839.27	101,100.00	66,488.54	101,100.00
651-0000-52525	REPAIRS & MAINTENANCE SUP...	0.00	162.92	0.00	54.30	0.00	1,515.29	
651-0000-52532	STREET SWEEPING	0.00	8,647.99	0.00	9,677.12	0.00	3,045.94	
	ExpCategory: 52 - Services & Supplies Total:	**376,012.09**	**247,342.73**	**383,990.00**	**293,698.85**	**392,209.00**	**297,610.95**	**369,698.00**
ExpCategory: 59 - Transfers Out								
651-0000-59000	TRANSFER OUT	0.00	0.00	0.00	29,198.00	0.00	30,074.00	30,976.00
	ExpCategory: 59 - Transfers Out Total:	**0.00**	**0.00**	**0.00**	**29,198.00**	**0.00**	**30,074.00**	**30,976.00**
	Department: 0000 - 0000 Total:	**376,012.09**	**248,620.84**	**383,990.00**	**325,600.55**	**392,209.00**	**330,551.49**	**400,674.00**
	Expense Total:	**376,012.09**	**248,620.84**	**383,990.00**	**325,600.55**	**392,209.00**	**330,551.49**	**400,674.00**
	Fund: 651 - MIRAVALE/ORCHARD LANDSCAP Surplus (Deficit):	**41,690.91**	**135,481.32**	**24,539.00**	**-97,652.67**	**4,500.00**	**97,679.72**	**19,999.00**

		2023-2024 Total Budget	2023-2024 Total Activity	2024-2025 Total Budget	2024-2025 Total Activity	2025-2026 Total Budget	2025-2026 YTD Activity	Defined Budgets 2026-2027
Fund: 652 - MIRAVALE/ORCHARD BENEFIT								
Revenue								
Department: 0000 - 0000								
RevCategory: 40 - Property Taxes								
652-0000-40100	PROPERTY TAX - SECURED	139,920.00	151,235.91	156,099.00	341,766.21	173,400.00	184,182.24	189,392.00
	RevCategory: 40 - Property Taxes Total:	**139,920.00**	**151,235.91**	**156,099.00**	**341,766.21**	**173,400.00**	**184,182.24**	**189,392.00**
RevCategory: 48 - Other Revenue								
652-0000-48410	INTEREST REVENUE	475.00	21,678.60	475.00	31,184.31	20,000.00	36,198.73	20,000.00
	RevCategory: 48 - Other Revenue Total:	**475.00**	**21,678.60**	**475.00**	**31,184.31**	**20,000.00**	**36,198.73**	**20,000.00**
	Department: 0000 - 0000 Total:	**140,395.00**	**172,914.51**	**156,574.00**	**372,950.52**	**193,400.00**	**220,380.97**	**209,392.00**
	Revenue Total:	**140,395.00**	**172,914.51**	**156,574.00**	**372,950.52**	**193,400.00**	**220,380.97**	**209,392.00**
Expense								
Department: 0000 - 0000								
ExpCategory: 51 - Salaries & Benefits								
652-0000-51100	SALARIES	0.00	502.87	0.00	0.00	0.00	860.68	
652-0000-51130	OVERTIME	0.00	0.35	0.00	0.00	0.00	0.00	
652-0000-51140	CERTIFICATES	0.00	2.92	0.00	0.00	0.00	0.00	
652-0000-51200	SOCIAL SECURITY / MEDICARE	0.00	73.84	0.00	0.00	0.00	66.25	
652-0000-51210	PERS-PENSION	0.00	87.96	0.00	0.00	0.00	0.00	
652-0000-51220	BENEFITS	0.00	7.38	0.00	0.00	0.00	0.00	
652-0000-51230	INSURANCE-MED,DEN,VISION	0.00	143.58	0.00	0.00	0.00	0.00	
652-0000-51310	WORKERS COMP	0.00	0.00	0.00	1,871.26	0.00	1,983.54	
	ExpCategory: 51 - Salaries & Benefits Total:	**0.00**	**818.90**	**0.00**	**1,871.26**	**0.00**	**2,910.47**	**0.00**
ExpCategory: 52 - Services & Supplies								
652-0000-52049	PRINTING & ADVERTISING	624.26	0.00	643.00	0.00	680.00	0.00	700.00
652-0000-52060	CITY ADMINISTRATION	27,414.32	0.00	28,237.00	0.00	29,866.00	0.00	
652-0000-52069	COUNTY COLLECTION FEE	3,661.74	0.00	3,662.00	0.00	3,662.00	0.00	3,662.00
652-0000-52070	DISTRICT ADMINISTRATION	5,281.84	0.00	5,282.00	2,000.00	5,282.00	2,000.00	5,282.00
652-0000-52080	FLEET SERVICES	0.00	68.39	0.00	0.00	0.00	0.00	
652-0000-52085	FUEL	0.00	680.61	0.00	53.03	0.00	0.00	
652-0000-52091	TRAVEL, MEETINGS & TRAINING	0.00	1.00	0.00	0.00	0.00	0.00	
652-0000-52200	PROFESSIONAL SERVICES/FEES	0.00	4,660.02	0.00	64.59	0.00	71.03	
652-0000-52210	ENGINEERING	1,357.13	3.00	1,398.00	0.00	1,478.00	0.00	1,523.00

		2023-2024 Total Budget	2023-2024 Total Activity	2024-2025 Total Budget	2024-2025 Total Activity	2025-2026 Total Budget	2025-2026 YTD Activity	Defined Budgets 2026-2027
652-0000-52415	CELLULAR PHONE	0.00	162.83	0.00	0.00	0.00	0.00	
652-0000-52510	DETENTION BASIN MAINTENA...	3,651.90	0.00	3,761.00	0.00	3,978.00	0.00	4,098.00
652-0000-52517	BRYANT CANYON CHANNEL	5,413.55	0.00	5,576.00	0.00	5,898.00	0.00	6,075.00
652-0000-52518	FACILITIES EXPENSE	0.00	1.31	0.00	0.00	0.00	0.00	
652-0000-52520	MAINTENANCE AGREEMENTS	0.00	348.92	0.00	5.95	0.00	0.00	
652-0000-52525	REPAIRS & MAINTENANCE SUP...	0.00	76.24	243,369.00	0.00	0.00	0.00	
652-0000-52529	STORM DRAIN MAINTENANCE	4,172.54	0.00	4,298.00	0.00	4,546.00	0.00	4,682.00
652-0000-52532	STREET SWEEPING	10,686.02	0.00	11,007.00	0.00	11,642.00	0.00	11,991.00
	ExpCategory: 52 - Services & Supplies Total:	**62,263.30**	**6,002.32**	**307,233.00**	**2,123.57**	**67,032.00**	**2,071.03**	**38,013.00**
ExpCategory: 57 - Capital Outlay								
652-0000-57000	CAPITAL PROJECTS	0.00	127.30	0.00	77,222.26	30,000.00	19,797.25	833,677.00
	ExpCategory: 57 - Capital Outlay Total:	**0.00**	**127.30**	**0.00**	**77,222.26**	**30,000.00**	**19,797.25**	**833,677.00**
ExpCategory: 59 - Transfers Out								
652-0000-59000	TRANSFER OUT	0.00	0.00	0.00	28,237.00	0.00	29,866.00	30,762.00
	ExpCategory: 59 - Transfers Out Total:	**0.00**	**0.00**	**0.00**	**28,237.00**	**0.00**	**29,866.00**	**30,762.00**
	Department: 0000 - 0000 Total:	**62,263.30**	**6,948.52**	**307,233.00**	**109,454.09**	**97,032.00**	**54,644.75**	**902,452.00**
	Expense Total:	**62,263.30**	**6,948.52**	**307,233.00**	**109,454.09**	**97,032.00**	**54,644.75**	**902,452.00**
	Fund: 652 - MIRAVALE/ORCHARD BENEFIT Surplus (Deficit):	**78,131.70**	**165,965.99**	**-150,659.00**	**263,496.43**	**96,368.00**	**165,736.22**	**-693,060.00**
	Report Surplus (Deficit):	**242,538.47**	**635,662.04**	**-254,385.00**	**281,371.89**	**222,348.00**	**454,042.93**	**-1,196,043.00**

Fund Summary

Fund	2023-2024 Total Budget	2023-2024 Total Activity	2024-2025 Total Budget	2024-2025 Total Activity	2025-2026 Total Budget	2025-2026 YTD Activity	Defined Budgets 2026-2027 2026-2027
646 - VINEYARDS ASSMNT DIST	5,306.24	26,177.59	21,766.00	6,903.51	11,250.00	16,251.28	3,905.00
647 - RANCHO SAN VICENTE-CHISPA	-10,059.67	59,418.63	-10,218.00	38,161.10	-2,379.00	31,521.45	-2,547.00
648 - DIAMOND RIDGE ASSMENT DIS	10,675.00	48,668.32	31,675.00	28,005.28	27,153.00	38,082.05	11,862.00
649 - DIAMOND RIDGE BAD-PH 1	22,968.95	89,820.57	-265,454.00	-30,333.60	-19,859.00	62,912.56	-631,014.00
650 - DIAMOND RIDGE PARKS	93,825.34	110,129.62	93,966.00	72,791.84	105,315.00	41,859.65	94,812.00
651 - MIRAVALE/ORCHARD LANDSCAP	41,690.91	135,481.32	24,539.00	-97,652.67	4,500.00	97,679.72	19,999.00
652 - MIRAVALE/ORCHARD BENEFIT	78,131.70	165,965.99	-150,659.00	263,496.43	96,368.00	165,736.22	-693,060.00
Report Surplus (Deficit):	**242,538.47**	**635,662.04**	**-254,385.00**	**281,371.89**	**222,348.00**	**454,042.93**	**-1,196,043.00**

FY 2026-27 BUDGET NARRATIVE

Name of Activity: Impact Fees

Account #770-0000 to 776-0000

Funding Source: Impact Fees

Budget Overview

Development impact fees are one-time fees charged to new development to help fund the public infrastructure and facilities needed to accommodate community growth. These fees help ensure that new development pays its proportionate share of growth-related capital costs, rather than shifting those costs to existing residents and businesses.

The City of Soledad collects development impact fees to support eligible capital improvements necessary to serve new development. Depending on the specific fee, revenues may help fund improvements to streets and transportation infrastructure, parks and recreational facilities, water, wastewater and stormwater systems, public safety facilities, and other infrastructure needed to support a growing community.

Impact fee revenues are restricted and may only be used for eligible growth-related capital improvements consistent with the purpose for which each fee was collected. They generally cannot be used to fund routine City operations or ongoing maintenance. The City must administer and expend these funds in accordance with its adopted impact fee program and applicable state law, ensuring a reasonable relationship between new development and the facilities funded through the fees.

FY 2025-26 Budget Accomplishments

- Acquired adjacent property at 1232 Monterey Street to expand Vosti Park.
- Completed and the Council adopted the Toledo Basin (Gabilan Pond Park) Conceptual Design

Performance Objectives/Projects to be Delivered in FY 2026-27

- **Update the City's Development Impact Fee Study** to ensure that new development pays its appropriate share of growth-related infrastructure and facility costs, including development within the Miramonte Specific Plan area.
- **Conduct a comprehensive assessment of City Hall facilities** to evaluate existing conditions, space needs, and improvements necessary to accommodate future organizational and community growth.

- **Pursue grant funding for improvements to Chester Aaroe Park**, including development of currently underutilized areas and the addition of new recreational amenities to better serve the community.

Soledad, CA

Budget Worksheet

Account Summary

For Fiscal: 2025-2026 Period Ending: 06/30/2026

		2023-2024 Total Budget	2023-2024 Total Activity	2024-2025 Total Budget	2024-2025 Total Activity	2025-2026 Total Budget	2025-2026 YTD Activity	Defined Budgets 2026-2027 2026-2027
Fund: 770 - PARK IMPACT								
Revenue								
Department: 0000 - 0000								
RevCategory: 48 - Other Revenue								
770-0000-48100	IMPACT FEES	645,190.00	149,311.80	400,000.00	11,809.49	200,000.00	41,801.33	40,000.00
770-0000-48410	INTEREST REVENUE	3,000.00	16,289.03	6,000.00	17,202.20	10,000.00	8,822.11	7,500.00
	RevCategory: 48 - Other Revenue Total:	**648,190.00**	**165,600.83**	**406,000.00**	**29,011.69**	**210,000.00**	**50,623.44**	**47,500.00**
	Department: 0000 - 0000 Total:	**648,190.00**	**165,600.83**	**406,000.00**	**29,011.69**	**210,000.00**	**50,623.44**	**47,500.00**
	Revenue Total:	**648,190.00**	**165,600.83**	**406,000.00**	**29,011.69**	**210,000.00**	**50,623.44**	**47,500.00**
Expense								
Department: 0000 - 0000								
ExpCategory: 52 - Services & Supplies								
770-0000-52200	PROFESSIONAL SERVICES/FEES	0.00	0.00	0.00	38,665.08	0.00	5,039.47	
	ExpCategory: 52 - Services & Supplies Total:	**0.00**	**0.00**	**0.00**	**38,665.08**	**0.00**	**5,039.47**	**0.00**
ExpCategory: 57 - Capital Outlay								
770-0000-57000	CAPITAL OUTLAY - IMPROVEM...	0.00	99,174.44	370,000.00	235,910.23	455,000.00	342,719.04	20,000.00
	ExpCategory: 57 - Capital Outlay Total:	**0.00**	**99,174.44**	**370,000.00**	**235,910.23**	**455,000.00**	**342,719.04**	**20,000.00**
ExpCategory: 59 - Transfers Out								
770-0000-59000	TRANSFER OUT	19,356.00	0.00	12,000.00	354.28	6,000.00	1,254.04	6,000.00
	ExpCategory: 59 - Transfers Out Total:	**19,356.00**	**0.00**	**12,000.00**	**354.28**	**6,000.00**	**1,254.04**	**6,000.00**
	Department: 0000 - 0000 Total:	**19,356.00**	**99,174.44**	**382,000.00**	**274,929.59**	**461,000.00**	**349,012.55**	**26,000.00**
	Expense Total:	**19,356.00**	**99,174.44**	**382,000.00**	**274,929.59**	**461,000.00**	**349,012.55**	**26,000.00**
	Fund: 770 - PARK IMPACT Surplus (Deficit):	**628,834.00**	**66,426.39**	**24,000.00**	**-245,917.90**	**-251,000.00**	**-298,389.11**	**21,500.00**

		2023-2024 Total Budget	2023-2024 Total Activity	2024-2025 Total Budget	2024-2025 Total Activity	2025-2026 Total Budget	2025-2026 YTD Activity	Defined Budgets 2026-2027 2026-2027
Fund: 771 - POLICE IMPACT								
Revenue								
Department: 0000 - 0000								
RevCategory: 48 - Other Revenue								
771-0000-48100	IMPACT FEES	0.00	7,104.55	6,500.00	177.85	6,500.00	0.00	5,000.00
771-0000-48410	INTEREST REVENUE	0.00	1,136.93	750.00	1,365.35	750.00	1,176.41	750.00
	RevCategory: 48 - Other Revenue Total:	**0.00**	**8,241.48**	**7,250.00**	**1,543.20**	**7,250.00**	**1,176.41**	**5,750.00**
	Department: 0000 - 0000 Total:	**0.00**	**8,241.48**	**7,250.00**	**1,543.20**	**7,250.00**	**1,176.41**	**5,750.00**
	Revenue Total:	**0.00**	**8,241.48**	**7,250.00**	**1,543.20**	**7,250.00**	**1,176.41**	**5,750.00**
Expense								
Department: 0000 - 0000								
ExpCategory: 52 - Services & Supplies								
771-0000-52200	PROFESSIONAL SERVICES/FEES	0.00	0.00	0.00	0.00	0.00	265.47	
	ExpCategory: 52 - Services & Supplies Total:	**0.00**	**0.00**	**0.00**	**0.00**	**0.00**	**265.47**	**0.00**
ExpCategory: 59 - Transfers Out								
771-0000-59000	TRANSFER OUT	0.00	0.00	195.00	5.34	195.00	0.00	150.00
	ExpCategory: 59 - Transfers Out Total:	**0.00**	**0.00**	**195.00**	**5.34**	**195.00**	**0.00**	**150.00**
	Department: 0000 - 0000 Total:	**0.00**	**0.00**	**195.00**	**5.34**	**195.00**	**265.47**	**150.00**
	Expense Total:	**0.00**	**0.00**	**195.00**	**5.34**	**195.00**	**265.47**	**150.00**
	Fund: 771 - POLICE IMPACT Surplus (Deficit):	**0.00**	**8,241.48**	**7,055.00**	**1,537.86**	**7,055.00**	**910.94**	**5,600.00**

		2023-2024 Total Budget	2023-2024 Total Activity	2024-2025 Total Budget	2024-2025 Total Activity	2025-2026 Total Budget	2025-2026 YTD Activity	Defined Budgets 2026-2027 2026-2027
Fund: 772 - FIRE IMPACT								
Revenue								
Department: 0000 - 0000								
RevCategory: 48 - Other Revenue								
772-0000-48100	IMPACT FEES	30,000.00	40,239.60	40,000.00	2,159.70	40,000.00	0.00	10,000.00
772-0000-48410	INTEREST REVENUE	1,500.00	15,566.35	12,000.00	16,936.45	12,000.00	7,659.39	6,000.00
	RevCategory: 48 - Other Revenue Total:	**31,500.00**	**55,805.95**	**52,000.00**	**19,096.15**	**52,000.00**	**7,659.39**	**16,000.00**
	Department: 0000 - 0000 Total:	**31,500.00**	**55,805.95**	**52,000.00**	**19,096.15**	**52,000.00**	**7,659.39**	**16,000.00**
	Revenue Total:	**31,500.00**	**55,805.95**	**52,000.00**	**19,096.15**	**52,000.00**	**7,659.39**	**16,000.00**
Expense								
Department: 0000 - 0000								
ExpCategory: 52 - Services & Supplies								
772-0000-52030	ORDINANCE & PUBLISHINGS	0.00	0.00	0.00	159.04	0.00	0.00	
772-0000-52200	PROFESSIONAL SERVICES/FEES	0.00	0.00	0.00	50,442.09	0.00	265.47	
	ExpCategory: 52 - Services & Supplies Total:	**0.00**	**0.00**	**0.00**	**50,601.13**	**0.00**	**265.47**	**0.00**
ExpCategory: 57 - Capital Outlay								
772-0000-57000	CAPITAL OUTLAY - IMPROVEM...	0.00	0.00	0.00	353,795.42	125,000.00	111,832.76	
	ExpCategory: 57 - Capital Outlay Total:	**0.00**	**0.00**	**0.00**	**353,795.42**	**125,000.00**	**111,832.76**	**0.00**
ExpCategory: 59 - Transfers Out								
772-0000-59000	TRANSFER OUT	900.00	0.00	1,200.00	64.80	1,200.00	0.00	300.00
	ExpCategory: 59 - Transfers Out Total:	**900.00**	**0.00**	**1,200.00**	**64.80**	**1,200.00**	**0.00**	**300.00**
	Department: 0000 - 0000 Total:	**900.00**	**0.00**	**1,200.00**	**404,461.35**	**126,200.00**	**112,098.23**	**300.00**
	Expense Total:	**900.00**	**0.00**	**1,200.00**	**404,461.35**	**126,200.00**	**112,098.23**	**300.00**
	Fund: 772 - FIRE IMPACT Surplus (Deficit):	**30,600.00**	**55,805.95**	**50,800.00**	**-385,365.20**	**-74,200.00**	**-104,438.84**	**15,700.00**

		2023-2024 Total Budget	2023-2024 Total Activity	2024-2025 Total Budget	2024-2025 Total Activity	2025-2026 Total Budget	2025-2026 YTD Activity	Defined Budgets 2026-2027 2026-2027
Fund: 773 - GENERAL GOV. IMPACT								
Revenue								
Department: 0000 - 0000								
RevCategory: 48 - Other Revenue								
773-0000-48100	IMPACT FEES	392,665.00	108,831.17	200,000.00	32,649.15	200,000.00	62,346.53	60,000.00
773-0000-48410	INTEREST REVENUE	500.00	20,610.59	15,000.00	24,044.83	15,000.00	23,114.23	12,000.00
	RevCategory: 48 - Other Revenue Total:	**393,165.00**	**129,441.76**	**215,000.00**	**56,693.98**	**215,000.00**	**85,460.76**	**72,000.00**
	Department: 0000 - 0000 Total:	**393,165.00**	**129,441.76**	**215,000.00**	**56,693.98**	**215,000.00**	**85,460.76**	**72,000.00**
	Revenue Total:	**393,165.00**	**129,441.76**	**215,000.00**	**56,693.98**	**215,000.00**	**85,460.76**	**72,000.00**
Expense								
Department: 0000 - 0000								
ExpCategory: 52 - Services & Supplies								
773-0000-52200	PROFESSIONAL SERVICES/FEES	0.00	0.00	0.00	9,721.67	0.00	12,143.47	2,750.00
	ExpCategory: 52 - Services & Supplies Total:	**0.00**	**0.00**	**0.00**	**9,721.67**	**0.00**	**12,143.47**	**2,750.00**
ExpCategory: 57 - Capital Outlay								
773-0000-57000	CAPITAL OUTLAY - IMPROVEM...	50,000.00	0.00	0.00	0.00	0.00	0.00	100,000.00
	ExpCategory: 57 - Capital Outlay Total:	**50,000.00**	**0.00**	**0.00**	**0.00**	**0.00**	**0.00**	**100,000.00**
ExpCategory: 59 - Transfers Out								
773-0000-59000	TRANSFER OUT	11,780.00	0.00	6,000.00	979.47	6,000.00	1,870.40	1,800.00
	ExpCategory: 59 - Transfers Out Total:	**11,780.00**	**0.00**	**6,000.00**	**979.47**	**6,000.00**	**1,870.40**	**1,800.00**
	Department: 0000 - 0000 Total:	**61,780.00**	**0.00**	**6,000.00**	**10,701.14**	**6,000.00**	**14,013.87**	**104,550.00**
	Expense Total:	**61,780.00**	**0.00**	**6,000.00**	**10,701.14**	**6,000.00**	**14,013.87**	**104,550.00**
	Fund: 773 - GENERAL GOV. IMPACT Surplus (Deficit):	**331,385.00**	**129,441.76**	**209,000.00**	**45,992.84**	**209,000.00**	**71,446.89**	**-32,550.00**

		2023-2024 Total Budget	2023-2024 Total Activity	2024-2025 Total Budget	2024-2025 Total Activity	2025-2026 Total Budget	2025-2026 YTD Activity	2026-2027 2026-2027
						Defined Budgets		
Fund: 774 - TRANSPORTATION IMPACT								
Revenue								
Department: 0000 - 0000								
RevCategory: 48 - Other Revenue								
774-0000-48100	IMPACT FEES	489,120.00	243,738.78	300,000.00	127,419.24	300,000.00	113,223.13	100,000.00
774-0000-48410	INTEREST REVENUE	2,000.00	50,479.22	35,000.00	57,668.49	35,000.00	54,535.06	35,000.00
	RevCategory: 48 - Other Revenue Total:	**491,120.00**	**294,218.00**	**335,000.00**	**185,087.73**	**335,000.00**	**167,758.19**	**135,000.00**
	Department: 0000 - 0000 Total:	**491,120.00**	**294,218.00**	**335,000.00**	**185,087.73**	**335,000.00**	**167,758.19**	**135,000.00**
	Revenue Total:	**491,120.00**	**294,218.00**	**335,000.00**	**185,087.73**	**335,000.00**	**167,758.19**	**135,000.00**
Expense								
Department: 0000 - 0000								
ExpCategory: 52 - Services & Supplies								
774-0000-52200	PROFESSIONAL SERVICES/FEES	11,050.00	53,025.75	25,000.00	36,981.67	25,000.00	3,023.47	2,750.00
	ExpCategory: 52 - Services & Supplies Total:	**11,050.00**	**53,025.75**	**25,000.00**	**36,981.67**	**25,000.00**	**3,023.47**	**2,750.00**
ExpCategory: 57 - Capital Outlay								
774-0000-57000	CAPITAL OUTLAY - IMPROVEM...	0.00	0.00	150,000.00	0.00	150,000.00	0.00	50,000.00
	ExpCategory: 57 - Capital Outlay Total:	**0.00**	**0.00**	**150,000.00**	**0.00**	**150,000.00**	**0.00**	**50,000.00**
ExpCategory: 59 - Transfers Out								
774-0000-59000	TRANSFER OUT	14,674.00	0.00	9,000.00	3,822.58	9,000.00	3,396.69	3,000.00
	ExpCategory: 59 - Transfers Out Total:	**14,674.00**	**0.00**	**9,000.00**	**3,822.58**	**9,000.00**	**3,396.69**	**3,000.00**
	Department: 0000 - 0000 Total:	**25,724.00**	**53,025.75**	**184,000.00**	**40,804.25**	**184,000.00**	**6,420.16**	**55,750.00**
	Expense Total:	**25,724.00**	**53,025.75**	**184,000.00**	**40,804.25**	**184,000.00**	**6,420.16**	**55,750.00**
	Fund: 774 - TRANSPORTATION IMPACT Surplus (Deficit):	**465,396.00**	**241,192.25**	**151,000.00**	**144,283.48**	**151,000.00**	**161,338.03**	**79,250.00**

		2023-2024 Total Budget	2023-2024 Total Activity	2024-2025 Total Budget	2024-2025 Total Activity	2025-2026 Total Budget	2025-2026 YTD Activity	Defined Budgets 2026-2027 2026-2027
Fund: 775 - STORM DRAIN IMPACT								
Revenue								
Department: 0000 - 0000								
RevCategory: 48 - Other Revenue								
775-0000-48100	IMPACT FEES	165,430.00	158,426.65	165,000.00	20,098.54	165,000.00	102,664.89	100,000.00
775-0000-48410	INTEREST REVENUE	0.00	10,685.86	8,500.00	870.32	8,500.00	3,610.32	2,000.00
	RevCategory: 48 - Other Revenue Total:	**165,430.00**	**169,112.51**	**173,500.00**	**20,968.86**	**173,500.00**	**106,275.21**	**102,000.00**
	Department: 0000 - 0000 Total:	**165,430.00**	**169,112.51**	**173,500.00**	**20,968.86**	**173,500.00**	**106,275.21**	**102,000.00**
	Revenue Total:	**165,430.00**	**169,112.51**	**173,500.00**	**20,968.86**	**173,500.00**	**106,275.21**	**102,000.00**
Expense								
Department: 0000 - 0000								
ExpCategory: 52 - Services & Supplies								
775-0000-52200	PROFESSIONAL SERVICES/FEES	0.00	0.00	0.00	11,406.67	0.00	3,023.47	2,750.00
	ExpCategory: 52 - Services & Supplies Total:	**0.00**	**0.00**	**0.00**	**11,406.67**	**0.00**	**3,023.47**	**2,750.00**
ExpCategory: 58 - Debt Service								
775-0000-58100	INTEREST	0.00	3,058.46	0.00	152.70	0.00	0.00	
	ExpCategory: 58 - Debt Service Total:	**0.00**	**3,058.46**	**0.00**	**152.70**	**0.00**	**0.00**	**0.00**
ExpCategory: 59 - Transfers Out								
775-0000-59000	TRANSFER OUT	4,963.00	0.00	4,950.00	602.96	4,950.00	3,079.95	3,000.00
	ExpCategory: 59 - Transfers Out Total:	**4,963.00**	**0.00**	**4,950.00**	**602.96**	**4,950.00**	**3,079.95**	**3,000.00**
	Department: 0000 - 0000 Total:	**4,963.00**	**3,058.46**	**4,950.00**	**12,162.33**	**4,950.00**	**6,103.42**	**5,750.00**
	Expense Total:	**4,963.00**	**3,058.46**	**4,950.00**	**12,162.33**	**4,950.00**	**6,103.42**	**5,750.00**
	Fund: 775 - STORM DRAIN IMPACT Surplus (Deficit):	**160,467.00**	**166,054.05**	**168,550.00**	**8,806.53**	**168,550.00**	**100,171.79**	**96,250.00**

		2023-2024 Total Budget	2023-2024 Total Activity	2024-2025 Total Budget	2024-2025 Total Activity	2025-2026 Total Budget	2025-2026 YTD Activity	Defined Budgets 2026-2027 2026-2027
Fund: 776 - PUBLIC SAFETY IMPACT								
Revenue								
Department: 0000 - 0000								
RevCategory: 48 - Other Revenue								
776-0000-48100	IMPACT FEES	122,565.00	18,610.64	70,000.00	11,336.93	70,000.00	50,954.43	50,000.00
776-0000-48410	INTEREST REVENUE	0.00	5,146.50	4,000.00	5,785.43	4,000.00	6,775.68	3,000.00
	RevCategory: 48 - Other Revenue Total:	**122,565.00**	**23,757.14**	**74,000.00**	**17,122.36**	**74,000.00**	**57,730.11**	**53,000.00**
	Department: 0000 - 0000 Total:	**122,565.00**	**23,757.14**	**74,000.00**	**17,122.36**	**74,000.00**	**57,730.11**	**53,000.00**
	Revenue Total:	**122,565.00**	**23,757.14**	**74,000.00**	**17,122.36**	**74,000.00**	**57,730.11**	**53,000.00**
Expense								
Department: 0000 - 0000								
ExpCategory: 52 - Services & Supplies								
776-0000-52200	PROFESSIONAL SERVICES/FEES	0.00	0.00	0.00	0.00	0.00	0.00	2,750.00
	ExpCategory: 52 - Services & Supplies Total:	**0.00**	**0.00**	**0.00**	**0.00**	**0.00**	**0.00**	**2,750.00**
ExpCategory: 59 - Transfers Out								
776-0000-59000	TRANSFER OUT	3,677.00	0.00	2,100.00	340.11	2,100.00	1,528.63	1,500.00
	ExpCategory: 59 - Transfers Out Total:	**3,677.00**	**0.00**	**2,100.00**	**340.11**	**2,100.00**	**1,528.63**	**1,500.00**
	Department: 0000 - 0000 Total:	**3,677.00**	**0.00**	**2,100.00**	**340.11**	**2,100.00**	**1,528.63**	**4,250.00**
	Expense Total:	**3,677.00**	**0.00**	**2,100.00**	**340.11**	**2,100.00**	**1,528.63**	**4,250.00**
	Fund: 776 - PUBLIC SAFETY IMPACT Surplus (Deficit):	**118,888.00**	**23,757.14**	**71,900.00**	**16,782.25**	**71,900.00**	**56,201.48**	**48,750.00**

		2023-2024 Total Budget	2023-2024 Total Activity	2024-2025 Total Budget	2024-2025 Total Activity	2025-2026 Total Budget	2025-2026 YTD Activity	Defined Budgets 2026-2027
Fund: 779 - WATER IMPACT								
Revenue								
Department: 0000 - 0000								
RevCategory: 48 - Other Revenue								
779-0000-48100	IMPACT FEES	224,865.00	229,900.26	225,000.00	23,428.06	225,000.00	111,932.24	100,000.00
779-0000-48410	INTEREST REVENUE	600.00	113,006.18	85,000.00	123,052.72	85,000.00	108,691.02	70,000.00
	RevCategory: 48 - Other Revenue Total:	**225,465.00**	**342,906.44**	**310,000.00**	**146,480.78**	**310,000.00**	**220,623.26**	**170,000.00**
	Department: 0000 - 0000 Total:	**225,465.00**	**342,906.44**	**310,000.00**	**146,480.78**	**310,000.00**	**220,623.26**	**170,000.00**
	Revenue Total:	**225,465.00**	**342,906.44**	**310,000.00**	**146,480.78**	**310,000.00**	**220,623.26**	**170,000.00**
Expense								
Department: 0000 - 0000								
ExpCategory: 52 - Services & Supplies								
779-0000-52136	FACILITIES MASTER PLAN	0.00	0.00	0.00	25,872.00	0.00	8,460.00	
779-0000-52200	PROFESSIONAL SERVICES/FEES	0.00	0.00	0.00	9,721.67	0.00	3,023.47	2,750.00
	ExpCategory: 52 - Services & Supplies Total:	**0.00**	**0.00**	**0.00**	**35,593.67**	**0.00**	**11,483.47**	**2,750.00**
ExpCategory: 57 - Capital Outlay								
779-0000-57000	CAPITAL OUTLAY - IMPROVEM...	0.00	24,680.73	0.00	12,580.98	0.00	3,282.81	
	ExpCategory: 57 - Capital Outlay Total:	**0.00**	**24,680.73**	**0.00**	**12,580.98**	**0.00**	**3,282.81**	**0.00**
ExpCategory: 59 - Transfers Out								
779-0000-59000	TRANSFER OUT	6,746.00	0.00	6,750.00	702.84	6,750.00	3,357.97	3,000.00
	ExpCategory: 59 - Transfers Out Total:	**6,746.00**	**0.00**	**6,750.00**	**702.84**	**6,750.00**	**3,357.97**	**3,000.00**
	Department: 0000 - 0000 Total:	**6,746.00**	**24,680.73**	**6,750.00**	**48,877.49**	**6,750.00**	**18,124.25**	**5,750.00**
	Expense Total:	**6,746.00**	**24,680.73**	**6,750.00**	**48,877.49**	**6,750.00**	**18,124.25**	**5,750.00**
	Fund: 779 - WATER IMPACT Surplus (Deficit):	**218,719.00**	**318,225.71**	**303,250.00**	**97,603.29**	**303,250.00**	**202,499.01**	**164,250.00**

		2023-2024 Total Budget	2023-2024 Total Activity	2024-2025 Total Budget	2024-2025 Total Activity	2025-2026 Total Budget	2025-2026 YTD Activity	Defined Budgets 2026-2027 2026-2027
Fund: 780 - WASTEWATER IMPACT								
Revenue								
Department: 0000 - 0000								
RevCategory: 48 - Other Revenue								
780-0000-48100	IMPACT FEES	245,965.00	105,553.80	245,000.00	21,294.87	245,000.00	81,068.71	80,000.00
780-0000-48410	INTEREST REVENUE	1,000.00	17,836.62	12,500.00	21,181.24	12,500.00	21,010.40	10,000.00
	RevCategory: 48 - Other Revenue Total:	**246,965.00**	**123,390.42**	**257,500.00**	**42,476.11**	**257,500.00**	**102,079.11**	**90,000.00**
	Department: 0000 - 0000 Total:	**246,965.00**	**123,390.42**	**257,500.00**	**42,476.11**	**257,500.00**	**102,079.11**	**90,000.00**
	Revenue Total:	**246,965.00**	**123,390.42**	**257,500.00**	**42,476.11**	**257,500.00**	**102,079.11**	**90,000.00**
Expense								
Department: 0000 - 0000								
ExpCategory: 52 - Services & Supplies								
780-0000-52200	PROFESSIONAL SERVICES/FEES	0.00	9,795.25	0.00	9,721.65	0.00	3,023.46	2,750.00
	ExpCategory: 52 - Services & Supplies Total:	**0.00**	**9,795.25**	**0.00**	**9,721.65**	**0.00**	**3,023.46**	**2,750.00**
ExpCategory: 59 - Transfers Out								
780-0000-59000	TRANSFER OUT	7,379.00	0.00	7,350.00	638.85	7,350.00	2,432.06	2,400.00
	ExpCategory: 59 - Transfers Out Total:	**7,379.00**	**0.00**	**7,350.00**	**638.85**	**7,350.00**	**2,432.06**	**2,400.00**
	Department: 0000 - 0000 Total:	**7,379.00**	**9,795.25**	**7,350.00**	**10,360.50**	**7,350.00**	**5,455.52**	**5,150.00**
	Expense Total:	**7,379.00**	**9,795.25**	**7,350.00**	**10,360.50**	**7,350.00**	**5,455.52**	**5,150.00**
	Fund: 780 - WASTEWATER IMPACT Surplus (Deficit):	**239,586.00**	**113,595.17**	**250,150.00**	**32,115.61**	**250,150.00**	**96,623.59**	**84,850.00**
	Report Surplus (Deficit):	**2,193,875.00**	**1,122,739.90**	**1,235,705.00**	**-284,161.24**	**835,705.00**	**286,363.78**	**483,600.00**

Fund Summary

Fund	2023-2024 Total Budget	2023-2024 Total Activity	2024-2025 Total Budget	2024-2025 Total Activity	2025-2026 Total Budget	2025-2026 YTD Activity	Defined Budgets 2026-2027 2026-2027
770 - PARK IMPACT	628,834.00	66,426.39	24,000.00	-245,917.90	-251,000.00	-298,389.11	21,500.00
771 - POLICE IMPACT	0.00	8,241.48	7,055.00	1,537.86	7,055.00	910.94	5,600.00
772 - FIRE IMPACT	30,600.00	55,805.95	50,800.00	-385,365.20	-74,200.00	-104,438.84	15,700.00
773 - GENERAL GOV. IMPACT	331,385.00	129,441.76	209,000.00	45,992.84	209,000.00	71,446.89	-32,550.00
774 - TRANSPORTATION IMPACT	465,396.00	241,192.25	151,000.00	144,283.48	151,000.00	161,338.03	79,250.00
775 - STORM DRAIN IMPACT	160,467.00	166,054.05	168,550.00	8,806.53	168,550.00	100,171.79	96,250.00
776 - PUBLIC SAFETY IMPACT	118,888.00	23,757.14	71,900.00	16,782.25	71,900.00	56,201.48	48,750.00
779 - WATER IMPACT	218,719.00	318,225.71	303,250.00	97,603.29	303,250.00	202,499.01	164,250.00
780 - WASTEWATER IMPACT	239,586.00	113,595.17	250,150.00	32,115.61	250,150.00	96,623.59	84,850.00
Report Surplus (Deficit):	**2,193,875.00**	**1,122,739.90**	**1,235,705.00**	**-284,161.24**	**835,705.00**	**286,363.78**	**483,600.00**

Soledad, CA

Budget Worksheet
Account Summary
For Fiscal: 2025-2026 Period Ending: 06/30/2026

		2023-2024 Total Budget	2023-2024 Total Activity	2024-2025 Total Budget	2024-2025 Total Activity	2025-2026 Total Budget	2025-2026 YTD Activity	Defined Budgets 2026-2027 2026-2027
Fund: 516 - SUCCESSOR AGENCY								
Revenue								
Department: 0000 - 0000								
RevCategory: 00 - 00								
516-0000-48050	SALE OF PROPERTY	0.00	0.00	0.00	241,908.57	0.00	0.00	
	RevCategory: 00 - 00 Total:	**0.00**	**0.00**	**0.00**	**241,908.57**	**0.00**	**0.00**	**0.00**
RevCategory: 40 - Property Taxes								
516-0000-40100	PROPERTY TAX - SECURED	1,143,095.00	1,241,084.00	1,229,258.00	1,247,962.00	1,235,000.00	1,247,583.00	1,234,289.00
	RevCategory: 40 - Property Taxes Total:	**1,143,095.00**	**1,241,084.00**	**1,229,258.00**	**1,247,962.00**	**1,235,000.00**	**1,247,583.00**	**1,234,289.00**
RevCategory: 48 - Other Revenue								
516-0000-48410	INTEREST REVENUE	2,500.00	37,279.78	0.00	54,408.87	0.00	47,987.01	
	RevCategory: 48 - Other Revenue Total:	**2,500.00**	**37,279.78**	**0.00**	**54,408.87**	**0.00**	**47,987.01**	**0.00**
	Department: 0000 - 0000 Total:	**1,145,595.00**	**1,278,363.78**	**1,229,258.00**	**1,544,279.44**	**1,235,000.00**	**1,295,570.01**	**1,234,289.00**
	Revenue Total:	**1,145,595.00**	**1,278,363.78**	**1,229,258.00**	**1,544,279.44**	**1,235,000.00**	**1,295,570.01**	**1,234,289.00**
Expense								
Department: 0000 - 0000								
ExpCategory: 51 - Salaries & Benefits								
516-0000-51310	WORKERS COMP	0.00	0.00	0.00	2,022.61	0.00	2,143.99	
	ExpCategory: 51 - Salaries & Benefits Total:	**0.00**	**0.00**	**0.00**	**2,022.61**	**0.00**	**2,143.99**	**0.00**
ExpCategory: 52 - Services & Supplies								
516-0000-52200	PROFESSIONAL SERVICES/FEES	15,100.00	9,408.00	22,120.00	237,282.00	6,250.00	7,400.00	6,400.00
516-0000-52215	ATTORNEY SERVICES	0.00	2,502.00	0.00	72.00	0.00	36.00	
	ExpCategory: 52 - Services & Supplies Total:	**15,100.00**	**11,910.00**	**22,120.00**	**237,354.00**	**6,250.00**	**7,436.00**	**6,400.00**
ExpCategory: 58 - Debt Service								
516-0000-58110	INTEREST 2016 A	64,825.00	0.00	43,063.00	0.00	33,875.00	33,875.00	24,500.00
516-0000-58115	INTEREST 2016 B	241,344.00	282,492.70	214,075.00	253,118.24	198,375.00	198,375.00	181,394.00
516-0000-58210	PRINCIPAL 2016 A	340,000.00	0.00	365,000.00	0.00	370,000.00	0.00	380,000.00
516-0000-58215	PRINCIPAL 2016 B	560,000.00	0.00	585,000.00	0.00	610,000.00	0.00	625,000.00
	ExpCategory: 58 - Debt Service Total:	**1,206,169.00**	**282,492.70**	**1,207,138.00**	**253,118.24**	**1,212,250.00**	**232,250.00**	**1,210,894.00**

		2023-2024 Total Budget	2023-2024 Total Activity	2024-2025 Total Budget	2024-2025 Total Activity	2025-2026 Total Budget	2025-2026 YTD Activity	2026-2027 2026-2027
					Defined Budgets			
ExpCategory: 59 - Transfers Out								
516-0000-59000	TRANSFER OUT	0.00	0.00	0.00	50,042.51	16,500.00	16,500.00	16,995.00
	ExpCategory: 59 - Transfers Out Total:	**0.00**	**0.00**	**0.00**	**50,042.51**	**16,500.00**	**16,500.00**	**16,995.00**
	Department: 0000 - 0000 Total:	**1,221,269.00**	**294,402.70**	**1,229,258.00**	**542,537.36**	**1,235,000.00**	**258,329.99**	**1,234,289.00**
	Expense Total:	**1,221,269.00**	**294,402.70**	**1,229,258.00**	**542,537.36**	**1,235,000.00**	**258,329.99**	**1,234,289.00**
	Fund: 516 - SUCCESSOR AGENCY Surplus (Deficit):	**-75,674.00**	**983,961.08**	**0.00**	**1,001,742.08**	**0.00**	**1,037,240.02**	**0.00**

		2023-2024 Total Budget	2023-2024 Total Activity	2024-2025 Total Budget	2024-2025 Total Activity	2025-2026 Total Budget	2025-2026 YTD Activity	Defined Budgets 2026-2027
Fund: 531 - LOW AND MOD ASSET FUND								
Revenue								
Department: 0000 - 0000								
RevCategory: 00 - 00								
531-0000-47120	PROGRAM INCOME	0.00	0.00	0.00	0.00	575,000.00	71,179.00	
531-0000-49000	TRANSFER IN	0.00	0.00	0.00	34,022.51	0.00	0.00	
	RevCategory: 00 - 00 Total:	**0.00**	**0.00**	**0.00**	**34,022.51**	**575,000.00**	**71,179.00**	**0.00**
RevCategory: 48 - Other Revenue								
531-0000-48410	INTEREST REVENUE	0.00	35,451.70	0.00	0.00	0.00	733.07	
	RevCategory: 48 - Other Revenue Total:	**0.00**	**35,451.70**	**0.00**	**0.00**	**0.00**	**733.07**	**0.00**
	Department: 0000 - 0000 Total:	**0.00**	**35,451.70**	**0.00**	**34,022.51**	**575,000.00**	**71,912.07**	**0.00**
	Revenue Total:	**0.00**	**35,451.70**	**0.00**	**34,022.51**	**575,000.00**	**71,912.07**	**0.00**
Expense								
Department: 0000 - 0000								
ExpCategory: 51 - Salaries & Benefits								
531-0000-51100	SALARIES	19,624.00	19,240.89	0.00	19,748.51	0.00	841.14	
531-0000-51130	OVERTIME	0.00	419.87	0.00	750.92	0.00	0.00	
531-0000-51140	CERTIFICATES	0.00	8.31	0.00	0.00	0.00	0.00	
531-0000-51200	SOCIAL SECURITY / MEDICARE	1,501.00	1,464.50	0.00	1,588.77	0.00	62.56	
531-0000-51210	PERS-PENSION	3,925.00	1,369.52	0.00	1,451.90	0.00	65.72	
531-0000-51220	BENEFITS	0.00	0.00	0.00	89.32	0.00	6.13	
531-0000-51230	INSURANCE-MED,DEN,VISION	981.00	771.61	0.00	570.91	0.00	58.30	
531-0000-51265	LTD & AD&D	127.00	0.00	0.00	0.00	0.00	0.00	
531-0000-51267	LIFE, AD&D, LTD	0.00	113.97	0.00	36.59	0.00	0.00	
	ExpCategory: 51 - Salaries & Benefits Total:	**26,158.00**	**23,388.67**	**0.00**	**24,236.92**	**0.00**	**1,033.85**	**0.00**
ExpCategory: 52 - Services & Supplies								
531-0000-52200	PROFESSIONAL SERVICES/FEES	7,500.00	0.00	7,500.00	2,204.24	7,500.00	0.00	2,500.00
	ExpCategory: 52 - Services & Supplies Total:	**7,500.00**	**0.00**	**7,500.00**	**2,204.24**	**7,500.00**	**0.00**	**2,500.00**

		2023-2024 Total Budget	2023-2024 Total Activity	2024-2025 Total Budget	2024-2025 Total Activity	2025-2026 Total Budget	2025-2026 YTD Activity	Defined Budgets 2026-2027 2026-2027
ExpCategory: 57 - Capital Outlay								
531-0000-57000	CAPITAL OUTLAY - IMPROVEM...	0.00	1,403,191.85	0.00	0.00	0.00	0.00	
	ExpCategory: 57 - Capital Outlay Total:	**0.00**	**1,403,191.85**	**0.00**	**0.00**	**0.00**	**0.00**	**0.00**
	Department: 0000 - 0000 Total:	**33,658.00**	**1,426,580.52**	**7,500.00**	**26,441.16**	**7,500.00**	**1,033.85**	**2,500.00**
	Expense Total:	**33,658.00**	**1,426,580.52**	**7,500.00**	**26,441.16**	**7,500.00**	**1,033.85**	**2,500.00**
	Fund: 531 - LOW AND MOD ASSET FUND Surplus (Deficit):	**-33,658.00**	**-1,391,128.82**	**-7,500.00**	**7,581.35**	**567,500.00**	**70,878.22**	**-2,500.00**
	Report Surplus (Deficit):	**-109,332.00**	**-407,167.74**	**-7,500.00**	**1,009,323.43**	**567,500.00**	**1,108,118.24**	**-2,500.00**

Fund Summary

Fund	2023-2024 Total Budget	2023-2024 Total Activity	2024-2025 Total Budget	2024-2025 Total Activity	2025-2026 Total Budget	2025-2026 YTD Activity	Defined Budgets 2026-2027 2026-2027
516 - SUCCESSOR AGENCY	-75,674.00	983,961.08	0.00	1,001,742.08	0.00	1,037,240.02	0.00
531 - LOW AND MOD ASSET FUND	-33,658.00	-1,391,128.82	-7,500.00	7,581.35	567,500.00	70,878.22	-2,500.00
Report Surplus (Deficit):	**-109,332.00**	**-407,167.74**	**-7,500.00**	**1,009,323.43**	**567,500.00**	**1,108,118.24**	**-2,500.00**

CIP

26-27 through 30-31

Capital Improvement Plan

Soledad, CA

Projects By Department

Department	Project #	Priority	26-27	27-28	28-29	29-30	30-31	Total
Facilities								
City Hall Flag Pole	*F26-01*	2		20,000				**20,000**
City Hall Emergency Generator	*F26-05*	2		5,000	150,000			**155,000**
Facilities Assesment	*F26-07*	2	100,000					**100,000**
Fire Station Kitchen	*F26-08*	3			71,000			**71,000**
Police Department Lockers	*F26-09*	2	60,000					**60,000**
City Hall HVAC	*F26-11*	3		250,000				**250,000**
City Hall/PD Roof Repair	*F26-12*	2		520,000				**520,000**
Community Center Modernization Phase 2	*F27-02*	3	167,000	190,000	1,500,000			**1,857,000**
Container Village	*F27-10*	2		100,000		2,500,000		**2,600,000**
Citywide ADA updates	*F27-11*	3	20,000	20,000	20,000	20,000	20,000	**100,000**
Fire App Bay Traffic Improvements	*F27-12*	2		50,000				**50,000**
Food Truck Pod	*F27-13*			100,000				**100,000**
Historical Society Roof Replacement	*F28-01*	3			50,000			**50,000**
	Facilities Total		**347,000**	**1,255,000**	**1,791,000**	**2,520,000**	**20,000**	**5,933,000**
Parks								
Jesse Gallardo Park Tennis Court Resurfacing	*F27-06*			15,000				**15,000**
Veteran's Park Monument	*P26-01*	2	20,000	30,000	100,000			**150,000**
Little League Renovations	*P26-02*	2		35,000	250,000	250,000	250,000	**785,000**
Orchard Lane Park Changing Rooms	*P26-03*	3			10,000			**10,000**
Peverini Park Lighting Improvements	*P26-05*	3		100,000				**100,000**
Los Coches Adobe	*P27-02*	5		25,000				**25,000**
Gabilan Pond Park (Toledo Basin)	*P27-03*	3	20,000					**20,000**
Vosti Park upgrades	*P27-04*				730,000			**730,000**
Santa Barbara Park	*P27-05*			100,000				**100,000**
Blas Santana Improvement Plan	*P27-06*			75,000				**75,000**
San Antonio Park	*P28-01*				100,000			**100,000**
Salinas River Walking Trail	*P28-05*	5			50,000			**50,000**

Department	Project #	Priority	26-27	27-28	28-29	29-30	30-31	Total
	Parks Total		**40,000**	**380,000**	**1,240,000**	**250,000**	**250,000**	**2,160,000**
Stormwater								
Nestles SW retrofit	*SW26-01*	3	37,000	703,000				**740,000**
Upper San Vicente Sediment Basin	*SW27-01*	2		15,000	150,000			**165,000**
Regional Recharge Outlet Adjustment	*SW27-02*	2		142,855				**142,855**
	Stormwater Total		**37,000**	**860,855**	**150,000**	**0**	**0**	**1,047,855**
Transportation								
Sidewalk Cost-Share Program	*T25-01*	3	20,000	20,000	20,000	20,000	20,000	**100,000**
Signal Upgrades	*T26-01*	2			50,000	250,000		**300,000**
Street Restriping Project	*T26-02*	2	1,000,000					**1,000,000**
SRTS	*T26-03*	2	250,000					**250,000**
Quick Build Project	*T26-04*			965,000				**965,000**
Slurry Seal Project	*T26-05*	2	3,363,446					**3,363,446**
West Street Road Diet and Complete Streets	*T26-06*	3	4,008,000					**4,008,000**
Front St Landscape refresh	*T26-07*	3	400,000					**400,000**
Vosti Dip Infill	*T26-08*	3	40,000					**40,000**
Tree Maintenance/Infill	*T26-09*	3	25,000	25,000	25,000	25,000	25,000	**125,000**
Pedestrian Safety Improvement	*T26-10*	2	863,600					**863,600**
SS4A	*T26-11*	2		2,435,000				**2,435,000**
Downtown Streetscape Improvement Project	*T26-12*	2	250,000					**250,000**
Parking Lot Maintenance	*T27-01*	3		20,000	20,000	20,000	20,000	**80,000**
Front Street/US 101 Interchange Study	*T27-02*	3	50,000					**50,000**
	Transportation Total		**10,270,046**	**3,465,000**	**115,000**	**315,000**	**65,000**	**14,230,046**
Wastewater								
City Wide Recycled Water Project	*S25-04*	2	7,060,302					**7,060,302**
New Breakroom	*S25-05*	3		25,000				**25,000**
BNRs(Aeration System)	*S25-06*	2	345,000					**345,000**
Replacement chains/wearables	*S25-07*	3	150,000					**150,000**
UV Station Rehab	*S26-01*	2	25,000					**25,000**
Limirorque Clarifier Replacement	*S26-03*	2	200,000					**200,000**
Crane Truck	*S26-04*	3	100,000					**100,000**
WRF EV	*S26-05*	2		50,000				**50,000**
Skid Loader	*S26-07*	3	100,000					**100,000**

Department	Project #	Priority	26-27	27-28	28-29	29-30	30-31	Total
Computerized Maintenance Management System (CMMS)	*S26-08*	3	50,000					**50,000**
Guide Bank and Additional Repairs	*S26-09*	2				200,000	1,450,000	**1,650,000**
Painting of Piping, Valves, Etc.	*S26-10*	4			50,000	50,000		**100,000**
Flow and Condition Testing Study	*S26-11*	2		50,000				**50,000**
Sewer Master Plan	*S26-12*	3		50,000				**50,000**
BNRs(Replacement Valve)	*S26-13*	3	100,000					**100,000**
Fuzzy Filters	*S26-14*	3		75,000				**75,000**
Manholes Rehabilitation	*S26-15*	2		150,000				**150,000**
Transfer Pump	*S26-16*	3			100,000			**100,000**
Arc Flash Study	*S26-17*	3	28,000					**28,000**
VAC Truck (Class C)	*S26-18*	3	100,000					**100,000**
High Flow on 3rd	*S27-01*	4				290,960	1,164,130	**1,455,090**
Headworks Improvements	*S27-02*	2			6,500,000			**6,500,000**
Effluent Disposal and Capacity Study	*S27-03*	3		300,000				**300,000**
Tertiary Upgrades	*S30-01*	3					1,000,000	**1,000,000**
Levee Enhancement Project	*S30-02*	4	0					**0**
	Wastewater Total		**8,258,301**	**700,000**	**6,650,000**	**540,960**	**3,614,130**	**19,763,391**
Water								
Well Rehabilitation	*W25-01*	2	150,000	150,000	150,000	150,000	150,000	**750,000**
Tank Rehabilitation	*W25-02*	3	356,000					**356,000**
Meter Replacement	*W25-03*	3	935,020	935,020	935,020			**2,805,060**
Dump Truck	*W26-01*	3			70,000			**70,000**
Water Master Plan	*W26-02*	2		40,000				**40,000**
Well Upgrades	*W26=02*	2	80,000	100,000	100,000	100,000	100,000	**480,000**
Fire Hydrant Replacement	*W26-03*	3	20,723	20,723	20,723	20,723	20,723	**103,615**
Meter Testing Station	*W26-04*	4			10,000			**10,000**
Valve Replacement	*W26-05*	3	50,000	40,000	40,000			**130,000**
Full Size Backhoe	*W26-11*	3			120,000			**120,000**
Flow & Pressure Testing	*W27-02*	3			120,000			**120,000**
La Cuesta Storage Facility/Office	*W27-03*	2				35,000		**35,000**
Water Filling Station	*W27-06*	3		120,000				**120,000**
Vosti Raised Water Tower	*W27-09*	3				300,000		**300,000**
Water Distribution Generators	*W27-10*	3			320,000			**320,000**
Pressure Reducing Valves	*W28-01*	2			42,000			**42,000**

Department	Project # Priority	26-27	27-28	28-29	29-30	30-31	Total
	Water Total	1,591,743	1,405,743	1,927,743	605,723	270,723	5,801,675
	GRAND TOTAL	20,544,090	8,066,598	11,873,743	4,231,683	4,219,853	48,935,967

26-27 thru 30-31

Capital Improvement Plan

Soledad, CA

Project #	F26-01
Project Name	City Hall Flag Pole

Total Project Cost	$20,000	Department	Facilities
Type	Improvement	Category	Facilities
Priority	2 High	Status	Active

Description

Project to install new second Flag Pole with lighting capabilities at City Hall

Justification

Strategic Plan goal 4.5.3

Life to Date Budget Utilization

$0 of $20,000 (0%)

Prior	Expenditures	26-27	27-28	28-29	29-30	30-31	Total	Future
0	Construction	0	20,000	0	0	0	**20,000**	0
	Total	**0**	**20,000**	**0**	**0**	**0**	**20,000**	

Prior	Funding Sources	26-27	27-28	28-29	29-30	30-31	Total	Future
0	General Fund	0	20,000	0	0	0	**20,000**	0
	Total	**0**	**20,000**	**0**	**0**	**0**	**20,000**	

Capital Improvement Plan

Soledad, CA

Project #	F26-05
Project Name	City Hall Emergency Generator

Total Project Cost	$155,000	Department	Facilities
Type	Equipment	Category	Facilities
Priority	2 High	Status	Active

Description

This project includes the upgrade of the City Hall emergency generator. Currently, the emergency generator provides only power to a set number of outlets as opposed to all of City Hall.

Justification

In the event of a power outage the ability of city hall to still function is vital as many of the city's essential fuctions would not be able to be sustained with the current backup generator.

Life to Date Budget Utilization

$0 of $155,000 (0%)

Prior	Expenditures	26-27	27-28	28-29	29-30	30-31	Total	Future
0	Equipment	0	0	150,000	0	0	**150,000**	0
	Design	0	5,000	0	0	0	**5,000**	
	Total	**0**	**5,000**	**150,000**	**0**	**0**	**155,000**	

Prior	Funding Sources	26-27	27-28	28-29	29-30	30-31	Total	Future
0	HMGP Grant	0	0	112,500	0	0	**112,500**	0
	General Fund	0	5,000	37,500	0	0	**42,500**	
	Total	**0**	**5,000**	**150,000**	**0**	**0**	**155,000**	

Capital Improvement Plan

Soledad, CA

Project #	F26-07
Project Name	Facilities Assesment

Total Project Cost	$100,000	Department	Facilities
Type	Improvement	Category	Facilities
Priority	2 High	Status	Active

Description

This project includes a plan study to determine the feasibility of a Municipal Complex to replace the existing City Hall, Police Station, and Fire Facilities and the assesment of the corp yard which are all currently aging or unable to support growing staff needs.

Justification

The city of Soledad is rapidly expanding, which has required a corresponding increase in the size of the city hall staff to match the town's growth. As staff size has increased, so has the need for a new Municipal Complex to house all the new personnel, as the current city hall was not meant to accommodate an increasingly larger staff.

Life to Date Budget Utilization

$0 of $100,000 (0%)

Prior	Expenditures	26-27	27-28	28-29	29-30	30-31	Total	Future
0	Design	100,000	0	0	0	0	**100,000**	0
	Total	**100,000**	**0**	**0**	**0**	**0**	**100,000**	

Prior	Funding Sources	26-27	27-28	28-29	29-30	30-31	Total	Future
0	General Facilities Impact	100,000	0	0	0	0	**100,000**	0
	Total	**100,000**	**0**	**0**	**0**	**0**	**100,000**	

Capital Improvement Plan

Soledad, CA

Project #	F26-08
Project Name	Fire Station Kitchen

Total Project Cost	$71,000	Department	Facilities
Type	Improvement	Category	Facilities
Priority	3 Moderate	Status	Active

Description

This project includes improvements to the Fire Station Kitchen in which new countertops and cabinets, the addition of a kitchen island, and installing updated lighting and plumbing. As the growth in staff continues, the need for an updated kitchen is required to account for the increased use.

Life to Date Budget Utilization

$0 of $71,000 (0%)

Prior	Expenditures	26-27	27-28	28-29	29-30	30-31	Total	Future
0	Construction	0	0	60,000	0	0	**60,000**	0
	Design	0	0	11,000	0	0	**11,000**	
	Total	**0**	**0**	**71,000**	**0**	**0**	**71,000**	

Prior	Funding Sources	26-27	27-28	28-29	29-30	30-31	Total	Future
0	Capital Reserve	0	0	71,000	0	0	**71,000**	0
	Total	**0**	**0**	**71,000**	**0**	**0**	**71,000**	

Capital Improvement Plan

Soledad, CA

Project #	F26-09
Project Name	Police Department Lockers

Total Project Cost	$60,000	Department	Facilities
Type	Equipment	Category	Facilities
Priority	2 High	Status	Active

Description

This project includes the renovation of approximately thirty units of built-in lockers in the dressing room. Current lockers are old and in falling apart conditions and must be updated and improved to adequately serve the growing number of officers.

Life to Date Budget Utilization

$0 of $60,000 (0%)

Prior	Expenditures	26-27	27-28	28-29	29-30	30-31	Total	Future
0	Construction	60,000	0	0	0	0	**60,000**	0
	Total	**60,000**	**0**	**0**	**0**	**0**	**60,000**	

Prior	Funding Sources	26-27	27-28	28-29	29-30	30-31	Total	Future
0	Grant Funding	60,000	0	0	0	0	**60,000**	0
	Total	**60,000**	**0**	**0**	**0**	**0**	**60,000**	

Capital Improvement Plan

Soledad, CA

Project #	F26-11
Project Name	City Hall HVAC

Total Project Cost	$250,000	Department	Facilities
Type	Improvement	Category	Facilities
Priority	3 Moderate	Status	Active

Description

This project includes the replacement of the City Hall HVAC. The existing ventilation system is in dire need of replacement, heating, cooling, and overall circulation needs to be improved for efficiency and improve air quality in the building. This project includes the replacement of the Police and City Hall HVAC system. The order of priority for replacement based on age and condition would be PD & City Hall

Life to Date Budget Utilization

$0 of $250,000 (0%)

Prior	Expenditures	26-27	27-28	28-29	29-30	30-31	Total	Future
0	Equipment	0	250,000	0	0	0	**250,000**	0
	Total	**0**	**250,000**	**0**	**0**	**0**	**250,000**	

Prior	Funding Sources	26-27	27-28	28-29	29-30	30-31	Total	Future
0	Grant Funding	0	250,000	0	0	0	**250,000**	0
	Total	**0**	**250,000**	**0**	**0**	**0**	**250,000**	

Capital Improvement Plan

Soledad, CA

Project #	F26-12
Project Name	City Hall/PD Roof Repair

Total Project Cost	$520,000	Department	Facilities
Type	Improvement	Category	Facilities
Priority	2 High	Phase	2nd Year
Status	Active		

Description

This project includes the repair of the shared City Hall and Police Station Roof. During the rainy season, leaks can be observed in the shared facility impacting staff personnel and the over building. Emergency repairs are thus warranted during the rain events and thus a costly temporary solution each year.The roof repair project will also include replacing the historical society's roof as an additional seperate project from the city's roof.

Life to Date Budget Utilization

$0 of $520,000 (0%)

Prior	Expenditures	26-27	27-28	28-29	29-30	30-31	Total	Future
0	Total Project Cost	0	450,000	0	0	0	**450,000**	0
	Design	0	70,000	0	0	0	**70,000**	
	Total	**0**	**520,000**	**0**	**0**	**0**	**520,000**	

Prior	Funding Sources	26-27	27-28	28-29	29-30	30-31	Total	Future
0	New Debt	0	520,000	0	0	0	**520,000**	0
	Total	**0**	**520,000**	**0**	**0**	**0**	**520,000**	

Capital Improvement Plan

Soledad, CA

Project #	F27-02
Project Name	Community Center Modernization Phase 2

Total Project Cost	$1,857,000	Department	Facilities
Type	Improvement	Category	Facilities
Priority	3 Moderate	Status	Active

Description

This project is part of the modernization of the existing Soledad Community Center. The Community Center Upgrades consists of the construction and relocation of the existing trash enclosure to provide adequate space to the back-up generator, outdoor lighting upgrades for safety, EV Charging Stations, landscaping and restroom remodel for the community center.

Life to Date Budget Utilization

$0 of $1,857,000 (0%)

Prior	Expenditures	26-27	27-28	28-29	29-30	30-31	Total	Future
0	Construction	0	0	1,500,000	0	0	**1,500,000**	0
	Restroom Remodel	0	190,000	0	0	0	**190,000**	
	EV Charging Stations	167,000	0	0	0	0	**167,000**	
	Total	**167,000**	**190,000**	**1,500,000**	**0**	**0**	**1,857,000**	

Prior	Funding Sources	26-27	27-28	28-29	29-30	30-31	Total	Future
0	Federal Earmark	0	0	1,500,000	0	0	**1,500,000**	0
	Capital Campaign	0	190,000	0	0	0	**190,000**	
	MBARD GRANT	167,000	0	0	0	0	**167,000**	
	Total	**167,000**	**190,000**	**1,500,000**	**0**	**0**	**1,857,000**	

Capital Improvement Plan

Soledad, CA

Project #	F27-10
Project Name	Container Village

Total Project Cost	$2,600,000	Department	Facilities
Type	Improvement	Category	Facilities
Priority	2 High	Status	Active

Description

The Container Village is a project aimed at facilitating economic development by providing an incubator space for new businesses. The project is currently in the concept stage and will be situated on city-owned property in the downtown core of Front Street. The plan is to utilize shipping containers and repurpose them to create business incubator spaces for budding entrepreneurs. These spaces will not only bring diverse businesses to the community but also serve as a stepping stone for entrepreneurship.

Life to Date Budget Utilization

$0 of $2,600,000 (0%)

Prior	Expenditures	26-27	27-28	28-29	29-30	30-31	Total	Future
0	Construction	0	0	0	2,500,000	0	**2,500,000**	0
	Design	0	100,000	0	0	0	**100,000**	
	Total	**0**	**100,000**	**0**	**2,500,000**	**0**	**2,600,000**	

Prior	Funding Sources	26-27	27-28	28-29	29-30	30-31	Total	Future
0	Grant Funding	0	0	0	2,500,000	0	**2,500,000**	0
	EDA Grant	0	100,000	0	0	0	**100,000**	
	Total	**0**	**100,000**	**0**	**2,500,000**	**0**	**2,600,000**	

Capital Improvement Plan

Soledad, CA

Project #	F27-11
Project Name	Citywide ADA updates

Total Project Cost	$100,000	Department	Facilities
Type	Improvement	Priority	3 Moderate
Status	Active		

Description

Upgrade of all city facilities to meet ADA compliance, existing ADA compliance plan to be revisited for code upgrades to stay in compliance.

Life to Date Budget Utilization

$0 of $100,000 (0%)

Prior	Expenditures	26-27	27-28	28-29	29-30	30-31	Total	Future
0	Construction	20,000	20,000	20,000	20,000	20,000	**100,000**	0
	Total	**20,000**	**20,000**	**20,000**	**20,000**	**20,000**	**100,000**	

Prior	Funding Sources	26-27	27-28	28-29	29-30	30-31	Total	Future
0	General Fund	20,000	20,000	20,000	20,000	20,000	**100,000**	0
	Total	**20,000**	**20,000**	**20,000**	**20,000**	**20,000**	**100,000**	

Capital Improvement Plan

Soledad, CA

Project #	F27-12
Project Name	Fire App Bay Traffic Improvements

Total Project Cost	$50,000	Department	Facilities
Type	Improvement	Priority	2 High
Status	Active		

Description

The scope of the project includes the expanding of the keep clear zone, as well as the relocation of the flashing beacons located on the street located in front of the new Fire App Bay Building.

Life to Date Budget Utilization

$0 of $50,000 (0%)

Prior	Expenditures	26-27	27-28	28-29	29-30	30-31	Total	Future
0	Total Project Cost	0	50,000	0	0	0	**50,000**	0
	Total	**0**	**50,000**	**0**	**0**	**0**	**50,000**	

Prior	Funding Sources	26-27	27-28	28-29	29-30	30-31	Total	Future
0	SB1	0	50,000	0	0	0	**50,000**	0
	Total	**0**	**50,000**	**0**	**0**	**0**	**50,000**	

Capital Improvement Plan

Soledad, CA

Project #	F27-13
Project Name	Food Truck Pod

Total Project Cost	$100,000	Department	Facilities
Category	Facilities	Phase	1st Year
Status	Active		

Description

Temporary addition of a locatiion for food trucks to park and create a food truck pod, addition of ADA, possibly lighting and extending fencing and addition of seating area

Life to Date Budget Utilization

$0 of $100,000 (0%)

Prior	Expenditures	26-27	27-28	28-29	29-30	30-31	Total	Future
0	Construction	0	100,000	0	0	0	**100,000**	0
	Total	**0**	**100,000**	**0**	**0**	**0**	**100,000**	

Prior	Funding Sources	26-27	27-28	28-29	29-30	30-31	Total	Future
0	Grant Funding	0	100,000	0	0	0	**100,000**	0
	Total	**0**	**100,000**	**0**	**0**	**0**	**100,000**	

Capital Improvement Plan

Soledad, CA

Project #	F28-01
Project Name	Historical Society Roof Replacement

Total Project Cost	$50,000	Department	Facilities
Category	Facilities	Priority	3 Moderate
Phase	1st Year	Status	Active

Description

Project Aims to fund a replacement for the Historical Society's Roof

Life to Date Budget Utilization

$0 of $50,000 (0%)

Prior	Expenditures	26-27	27-28	28-29	29-30	30-31	Total	Future
0	Unassigned Expenditure	0	0	50,000	0	0	**50,000**	0
	Total	**0**	**0**	**50,000**	**0**	**0**	**50,000**	

Prior	Funding Sources	26-27	27-28	28-29	29-30	30-31	Total	Future
0	Grant Funding	0	0	50,000	0	0	**50,000**	0
	Total	**0**	**0**	**50,000**	**0**	**0**	**50,000**	

Capital Improvement Plan

Soledad, CA

Project #	F27-06
Project Name	Jesse Gallardo Park Tennis Court Resurfacing

Total Project Cost	$15,000	Department	Parks
Category	Parks	Status	Active

Description

Resurfacing of Jesse Gallardo Park Tennis courts

Life to Date Budget Utilization

$0 of $15,000 (0%)

Prior	Expenditures	26-27	27-28	28-29	29-30	30-31	Total	Future
0	Construction	0	15,000	0	0	0	**15,000**	0
	Total	**0**	**15,000**	**0**	**0**	**0**	**15,000**	

Prior	Funding Sources	26-27	27-28	28-29	29-30	30-31	Total	Future
0	Other Funding	0	15,000	0	0	0	**15,000**	0
	Total	**0**	**15,000**	**0**	**0**	**0**	**15,000**	

Capital Improvement Plan

Soledad, CA

Project #	P26-01
Project Name	Veteran's Park Monument

Total Project Cost	$150,000	Department	Parks
Type	Improvement	Category	Parks
Priority	2 High	Status	Active

Description

Project to build a monument sign to honor Veterans! Go Veterans

Justification

Objective 4.1.1 Soledad Strategic Plan

Life to Date Budget Utilization

$0 of $150,000 (0%)

Prior	Expenditures	26-27	27-28	28-29	29-30	30-31	Total	Future
0	Construction	20,000	30,000	100,000	0	0	**150,000**	0
	Total	**20,000**	**30,000**	**100,000**	**0**	**0**	**150,000**	

Prior	Funding Sources	26-27	27-28	28-29	29-30	30-31	Total	Future
0	Other Funding	0	0	100,000	0	0	**100,000**	0
	Park Impact Fees	0	30,000	0	0	0	**30,000**	
	Fundraising	20,000	0	0	0	0	**20,000**	
	Total	**20,000**	**30,000**	**100,000**	**0**	**0**	**150,000**	

Capital Improvement Plan

Soledad, CA

Project #	P26-02
Project Name	Little League Renovations

Total Project Cost	$1,035,000	Department	Parks
Type	Improvement	Category	Parks
Priority	2 High	Status	Active

Description

This project is meant to turn the old skate park located next to Chester Aaroe park into a new multi use court.

Life to Date Budget Utilization

$0 of $1,035,000 (0%)

Prior	Expenditures	26-27	27-28	28-29	29-30	30-31	Total	Future
0	Construction	0	0	250,000	250,000	250,000	**750,000**	250,000
	Court Resurfacing	0	35,000	0	0	0	**35,000**	
	Total	**0**	**35,000**	**250,000**	**250,000**	**250,000**	**785,000**	

Prior	Funding Sources	26-27	27-28	28-29	29-30	30-31	Total	Future
0	Other Funding	0	35,000	250,000	250,000	250,000	**785,000**	250,000
	Total	**0**	**35,000**	**250,000**	**250,000**	**250,000**	**785,000**	

Capital Improvement Plan

Soledad, CA

Project #	P26-03
Project Name	Orchard Lane Park Changing Rooms

Total Project Cost	$10,000	Department	Parks
Type	Improvement	Category	Parks
Priority	3 Moderate	Status	Active

Description

Construction of a separate changing facility at Orchard Lane Park to support Splash Pad use and maintain restroom availability for residents.

Life to Date Budget Utilization

$0 of $10,000 (0%)

Prior	Expenditures	26-27	27-28	28-29	29-30	30-31	Total	Future
0	Total Project Cost	0	0	10,000	0	0	**10,000**	0
	Total	**0**	**0**	**10,000**	**0**	**0**	**10,000**	

Prior	Funding Sources	26-27	27-28	28-29	29-30	30-31	Total	Future
0	Orchard Villas/Miravale II BAD	0	0	10,000	0	0	**10,000**	0
	Total	**0**	**0**	**10,000**	**0**	**0**	**10,000**	

Capital Improvement Plan

Soledad, CA

Project #	P26-05
Project Name	Peverini Park Lighting Improvements

Total Project Cost	$100,000	Department	Parks
Type	Improvement	Priority	3 Moderate
Status	Active		

Description

Add Lighting to Peverini Park for safety

Justification

Strategic Plan 4.1.1

Life to Date Budget Utilization

$0 of $100,000 (0%)

Prior	Expenditures	26-27	27-28	28-29	29-30	30-31	Total	Future
0	Construction	0	100,000	0	0	0	**100,000**	0
	Total	**0**	**100,000**	**0**	**0**	**0**	**100,000**	

Prior	Funding Sources	26-27	27-28	28-29	29-30	30-31	Total	Future
0	Other Funding	0	100,000	0	0	0	**100,000**	0
	Total	**0**	**100,000**	**0**	**0**	**0**	**100,000**	

Capital Improvement Plan

Soledad, CA

Project #	P27-02
Project Name	Los Coches Adobe

Total Project Cost	$25,000	Department	Parks
Type	Maintenance	Category	Parks
Priority	5 Future Consideration	Status	Active

Description

This project includes maintenance of the los coches adobe site, specifically maintenance on the structure itself to prevent unauthorized entry, mainly securing all doors and windows to prevenet anyone from entering.

Life to Date Budget Utilization

$0 of $25,000 (0%)

Prior	Expenditures	26-27	27-28	28-29	29-30	30-31	Total	Future
0	Design	0	25,000	0	0	0	**25,000**	0
	Total	**0**	**25,000**	**0**	**0**	**0**	**25,000**	

Prior	Funding Sources	26-27	27-28	28-29	29-30	30-31	Total	Future
0	Developer Funding	0	25,000	0	0	0	**25,000**	0
	Total	**0**	**25,000**	**0**	**0**	**0**	**25,000**	

Capital Improvement Plan

Soledad, CA

Project #	P27-03
Project Name	Gabilan Pond Park (Toledo Basin)

Total Project Cost	$7,920,000	Department	Parks
Type	Improvement	Category	Parks
Priority	3 Moderate	Status	Active

Description

This project includes repurposing, what was formely known as Toledo Basin, Gabilan Park Pond into a new park for the surrounding community. The basin has been abandoned and lo longer necessary for Stormwater Collection.

Life to Date Budget Utilization

$0 of $7,920,000 (0%)

Prior	Expenditures	26-27	27-28	28-29	29-30	30-31	Total	Future
0	Design	20,000	0	0	0	0	**20,000**	7,900,000
	Total	**20,000**	**0**	**0**	**0**	**0**	**20,000**	

Prior	Funding Sources	26-27	27-28	28-29	29-30	30-31	Total	Future
0	Park Impact Fees	20,000	0	0	0	0	**20,000**	7,900,000
	Total	**20,000**	**0**	**0**	**0**	**0**	**20,000**	

Capital Improvement Plan

Soledad, CA

Project #	P27-04
Project Name	Vosti Park upgrades

Total Project Cost	$730,000	Department	Parks
Status	Active		

Description

Add lighting and replace the playground

Life to Date Budget Utilization

$0 of $730,000 (0%)

Prior	Expenditures	26-27	27-28	28-29	29-30	30-31	Total	Future
0	Total Project Cost	0	0	730,000	0	0	**730,000**	0
	Total	**0**	**0**	**730,000**	**0**	**0**	**730,000**	

Prior	Funding Sources	26-27	27-28	28-29	29-30	30-31	Total	Future
0	Other Funding	0	0	730,000	0	0	**730,000**	0
	Total	**0**	**0**	**730,000**	**0**	**0**	**730,000**	

Capital Improvement Plan

Soledad, CA

Project #	P27-05
Project Name	Santa Barbara Park

Total Project Cost	$100,000	Department	Parks
Type	Improvement	Category	Parks
Status	Active		

Description

Enhance Santa Barbara park with a small playground and fitness stations

Life to Date Budget Utilization

$0 of $100,000 (0%)

Prior	Expenditures	26-27	27-28	28-29	29-30	30-31	Total	Future
0	Construction	0	100,000	0	0	0	**100,000**	0
	Total	**0**	**100,000**	**0**	**0**	**0**	**100,000**	

Prior	Funding Sources	26-27	27-28	28-29	29-30	30-31	Total	Future
0	Diamond Ridge MAD	0	100,000	0	0	0	**100,000**	0
	Total	**0**	**100,000**	**0**	**0**	**0**	**100,000**	

Capital Improvement Plan

Soledad, CA

Project #	P27-06
Project Name	Blas Santana Improvement Plan

Total Project Cost	$75,000	Department	Parks
Category	Parks	Phase	1st Year
Status	Active		

Description

Initiate planning and design for improvements to Blas Santana Park including removal of concrete structures, improved field maintenance, enlarged restrooms and community desired features

Life to Date Budget Utilization

$0 of $75,000 (0%)

Prior	Expenditures	26-27	27-28	28-29	29-30	30-31	Total	Future
0	Construction	0	75,000	0	0	0	**75,000**	0
	Total	**0**	**75,000**	**0**	**0**	**0**	**75,000**	

Prior	Funding Sources	26-27	27-28	28-29	29-30	30-31	Total	Future
0	Other Funding	0	75,000	0	0	0	**75,000**	0
	Total	**0**	**75,000**	**0**	**0**	**0**	**75,000**	

Capital Improvement Plan

Soledad, CA

Project #	P28-01
Project Name	San Antonio Park

Total Project Cost	$100,000	Department	Parks
Category	Parks	Phase	1st Year
Status	Active		

Description

Enhance Park with small picnic area and small footprint play area

Life to Date Budget Utilization

$0 of $100,000 (0%)

Prior	Expenditures	26-27	27-28	28-29	29-30	30-31	Total	Future
0	Construction	0	0	100,000	0	0	**100,000**	0
	Total	**0**	**0**	**100,000**	**0**	**0**	**100,000**	

Prior	Funding Sources	26-27	27-28	28-29	29-30	30-31	Total	Future
0	Diamond Ridge MAD	0	0	100,000	0	0	**100,000**	0
	Total	**0**	**0**	**100,000**	**0**	**0**	**100,000**	

Capital Improvement Plan

Soledad, CA

Project #	P28-05
Project Name	Salinas River Walking Trail

Total Project Cost	$50,000	Department	Parks
Type	Improvement	Category	Parks
Priority	5 Future Consideration	Status	Active

Description

This project includes the study and design to create a Walking Trail along the Salinas River.

Life to Date Budget Utilization

$0 of $50,000 (0%)

Prior	Expenditures	26-27	27-28	28-29	29-30	30-31	Total	Future
0	Design	0	0	50,000	0	0	**50,000**	0
	Total	**0**	**0**	**50,000**	**0**	**0**	**50,000**	

Prior	Funding Sources	26-27	27-28	28-29	29-30	30-31	Total	Future
0	General Fund	0	0	50,000	0	0	**50,000**	0
	Total	**0**	**0**	**50,000**	**0**	**0**	**50,000**	

Capital Improvement Plan

Soledad, CA

Project #	SW26-01
Project Name	Nestles SW retrofit

Total Project Cost	$740,000	Department	Stormwater
Type	Improvement	Category	Stormwater Collection
Priority	3 Moderate	Status	Active

Description

This project is for the design and construction of stormwater control measures along Nestles Road to mitigate stormwater drainage along nestles road.

Life to Date Budget Utilization

$0 of $740,000 (0%)

Prior	Expenditures	26-27	27-28	28-29	29-30	30-31	Total	Future
0	Construction	0	703,000	0	0	0	**703,000**	0
	Design	37,000	0	0	0	0	**37,000**	
	Total	**37,000**	**703,000**	**0**	**0**	**0**	**740,000**	

Prior	Funding Sources	26-27	27-28	28-29	29-30	30-31	Total	Future
0	Grant Funding	0	703,000	0	0	0	**703,000**	0
	Sewer Fund	37,000	0	0	0	0	**37,000**	
	Total	**37,000**	**703,000**	**0**	**0**	**0**	**740,000**	

Capital Improvement Plan

Soledad, CA

Project #	SW27-01
Project Name	Upper San Vicente Sediment Basin

Total Project Cost	$165,000	Department	Stormwater
Type	Improvement	Category	Stormwater Collection
Priority	2 High	Status	Active

Description

This project includes the construction and implementation of a sediment basin in the upper San Vicente Rd portion near the City Limits. For several years, the City has observed heavy storm runoff coming down San Vicente that flood the upper corner of area near the intersection of Vista De Soledad/San Vicente Rd. Flows would be directed towards the catch basin to have the sediment settle before discharging into the City's storm system.

Life to Date Budget Utilization

$0 of $165,000 (0%)

Prior	Expenditures	26-27	27-28	28-29	29-30	30-31	Total	Future
0	Construction	0	0	150,000	0	0	**150,000**	0
	Design	0	15,000	0	0	0	**15,000**	
	Total	**0**	**15,000**	**150,000**	**0**	**0**	**165,000**	

Prior	Funding Sources	26-27	27-28	28-29	29-30	30-31	Total	Future
0	Sewer Fund	0	15,000	150,000	0	0	**165,000**	0
	Total	**0**	**15,000**	**150,000**	**0**	**0**	**165,000**	

Capital Improvement Plan

Soledad, CA

Project #	SW27-02
Project Name	Regional Recharge Outlet Adjustment

Total Project Cost	$142,855	Department	Stormwater
Type	Improvement	Category	Stormwater Collection
Priority	2 High	Status	Active

Description

This project includes the lowering of the Regional Recharge Basin Outlet found between HWY 101 and Front Street. Currently, the basin is full of sediment which increases the time of percolation of the stormwater collected during the rain events. Staff has noticed that the overflow outlet is too high to function as inteded and PW Staff are having a difficult time disking and ripping the basin to have it work as designed.

Life to Date Budget Utilization

$0 of $142,855 (0%)

Prior	Expenditures	26-27	27-28	28-29	29-30	30-31	Total	Future
0	Construction	0	100,000	0	0	0	**100,000**	0
	Design	0	28,570	0	0	0	**28,570**	
	Construction Management	0	14,285	0	0	0	**14,285**	
	Total	**0**	**142,855**	**0**	**0**	**0**	**142,855**	

Prior	Funding Sources	26-27	27-28	28-29	29-30	30-31	Total	Future
0	Sewer Fund	0	142,855	0	0	0	**142,855**	0
	Total	**0**	**142,855**	**0**	**0**	**0**	**142,855**	

Capital Improvement Plan

Soledad, CA

Project #	T25-01
Project Name	Sidewalk Cost-Share Program

Total Project Cost	$100,000	Department	Transportation
Type	Maintenance	Category	Streets
Priority	3 Moderate	Status	Active

Description

This project includes allocating $40,000 each year to assist residents to repairing the sidewalks adjacent to their property. Under the Soledad Municpal Code 12.02.020.

Life to Date Budget Utilization

$0 of $100,000 (0%)

Prior	Expenditures	26-27	27-28	28-29	29-30	30-31	Total	Future
0	Construction	20,000	20,000	20,000	20,000	20,000	**100,000**	0
	Total	**20,000**	**20,000**	**20,000**	**20,000**	**20,000**	**100,000**	

Prior	Funding Sources	26-27	27-28	28-29	29-30	30-31	Total	Future
0	Measure X	20,000	20,000	20,000	20,000	20,000	**100,000**	0
	Total	**20,000**	**20,000**	**20,000**	**20,000**	**20,000**	**100,000**	

Capital Improvement Plan

Soledad, CA

Project #	T26-01
Project Name	Signal Upgrades

Total Project Cost	$300,000	Department	Transportation
Type	Improvement	Category	Streets
Priority	2 High	Status	Active

Description

Project focused on studying the city's street signage and intersection traffic signals and improving or upgrading the existing.

Life to Date Budget Utilization

$0 of $300,000 (0%)

Prior	Expenditures	26-27	27-28	28-29	29-30	30-31	Total	Future
0	Construction	0	0	0	250,000	0	**250,000**	0
	Design	0	0	50,000	0	0	**50,000**	
	Total	**0**	**0**	**50,000**	**250,000**	**0**	**300,000**	

Prior	Funding Sources	26-27	27-28	28-29	29-30	30-31	Total	Future
0	Measure X	0	0	50,000	250,000	0	**300,000**	0
	Total	**0**	**0**	**50,000**	**250,000**	**0**	**300,000**	

Capital Improvement Plan

Soledad, CA

Project #	T26-02
Project Name	Street Restriping Project

Total Project Cost	$1,000,000	Department	Transportation
Type	Improvement	Category	Streets
Priority	2 High	Status	Active

Description

Project aiming at refreshing and restoring pavement striping throughout the entire city

Life to Date Budget Utilization

$0 of $1,000,000 (0%)

Prior	Expenditures	26-27	27-28	28-29	29-30	30-31	Total	Future
0	Construction	1,000,000	0	0	0	0	**1,000,000**	0
	Total	**1,000,000**	**0**	**0**	**0**	**0**	**1,000,000**	

Prior	Funding Sources	26-27	27-28	28-29	29-30	30-31	Total	Future
0	SB1	1,000,000	0	0	0	0	**1,000,000**	0
	Total	**1,000,000**	**0**	**0**	**0**	**0**	**1,000,000**	

Capital Improvement Plan

Soledad, CA

Project #	T26-03
Project Name	SRTS

Total Project Cost	$250,000	Department	Transportation
Type	Improvement	Category	Streets
Priority	2 High	Status	Active

Description

This project includes the implementation of the safe routes to school project which aims at creating roundabouts and intersection improvements at various intersections within the city.

Life to Date Budget Utilization

$0 of $250,000 (0%)

Prior	Expenditures	26-27	27-28	28-29	29-30	30-31	Total	Future
0	Construction	133,260	0	0	0	0	**133,260**	0
	Design	116,740	0	0	0	0	**116,740**	
	Total	**250,000**	**0**	**0**	**0**	**0**	**250,000**	

Prior	Funding Sources	26-27	27-28	28-29	29-30	30-31	Total	Future
0	RSTP (FUND 410)	250,000	0	0	0	0	**250,000**	0
	Total	**250,000**	**0**	**0**	**0**	**0**	**250,000**	

Capital Improvement Plan

Soledad, CA

Project #	T26-04
Project Name	Quick Build Project

Total Project Cost	$965,000	Department	Transportation
Type	Improvement	Status	Active

Description

Project that aims at quick build project that aims at improving traffic signals city-wide as well as introducing RRFBs and decorative crosswalks at 5 intersections throughout the city.

Justification

Strategic Plan objective number 5.2.1

Life to Date Budget Utilization

$0 of $965,000 (0%)

Prior	Expenditures	26-27	27-28	28-29	29-30	30-31	Total	Future
0	Construction	0	965,000	0	0	0	**965,000**	0
	Total	**0**	**965,000**	**0**	**0**	**0**	**965,000**	

Prior	Funding Sources	26-27	27-28	28-29	29-30	30-31	Total	Future
0	RSTP (FUND 410)	0	965,000	0	0	0	**965,000**	0
	Total	**0**	**965,000**	**0**	**0**	**0**	**965,000**	

Capital Improvement Plan

Soledad, CA

Project #	T26-05
Project Name	Slurry Seal Project

Total Project Cost	$3,363,446	Department	Transportation
Type	Maintenance	Category	Streets
Priority	2 High	Status	Active

Description

This project consists of performing a Slurry Seal project to the crack sealed streets in efforts to seal the streets and deliver a better product to the City. This enables us to take advantage of the 2024 Crack Seal Project and further extend and protect City-Owned Streets.

Life to Date Budget Utilization

$0 of $3,363,446 (0%)

Prior	Expenditures	26-27	27-28	28-29	29-30	30-31	Total	Future
0	Construction	3,063,446	0	0	0	0	**3,063,446**	0
	Design	150,000	0	0	0	0	**150,000**	
	Construction Management	150,000	0	0	0	0	**150,000**	
	Total	**3,363,446**	**0**	**0**	**0**	**0**	**3,363,446**	

Prior	Funding Sources	26-27	27-28	28-29	29-30	30-31	Total	Future
0	SB1	1,849,769	0	0	0	0	**1,849,769**	0
	Orchard Villas/Miravale II BAD	833,677	0	0	0	0	**833,677**	
	Diamond Ridge BAD	680,000	0	0	0	0	**680,000**	
	Total	**3,363,446**	**0**	**0**	**0**	**0**	**3,363,446**	

Capital Improvement Plan

Soledad, CA

Project #	T26-06
Project Name	West Street Road Diet and Complete Streets

Total Project Cost	$4,008,000	Department	Transportation
Type	Improvement	Category	Streets
Priority	3 Moderate	Status	Active

Description

This project will improve multimodal mobility, making West St accessible and comfortable for all types of roadway users. The Project will reconstruct the roadway on West St and implement a road diet, reducing the number of vehicle travel lanes from four to two. This will create additional space for bike lane buffers and have a traffic-calming effect. Additionally, as part of this project, it will cover a landscape refresh, sidewalk amenities, string lighting, and an Art Component.

Life to Date Budget Utilization

$0 of $4,008,000 (0%)

Prior	Expenditures	26-27	27-28	28-29	29-30	30-31	Total	Future
0	Total Project Cost	4,008,000	0	0	0	0	**4,008,000**	0
	Total	**4,008,000**	**0**	**0**	**0**	**0**	**4,008,000**	

Prior	Funding Sources	26-27	27-28	28-29	29-30	30-31	Total	Future
0	RSTP (FUND 410)	3,660,000	0	0	0	0	**3,660,000**	0
	SB1	348,000	0	0	0	0	**348,000**	
	Total	**4,008,000**	**0**	**0**	**0**	**0**	**4,008,000**	

Capital Improvement Plan

Soledad, CA

Project #	T26-07
Project Name	Front St Landscape refresh

Total Project Cost	$400,000	Department	Transportation
Type	Improvement	Category	Streets
Priority	3 Moderate	Status	Active

Description

Project consists of replacing the landscape along the entirety of Front St with a new landscape refresh.

Life to Date Budget Utilization

$0 of $400,000 (0%)

Prior	Expenditures	26-27	27-28	28-29	29-30	30-31	Total	Future
0	Construction	400,000	0	0	0	0	**400,000**	0
	Total	**400,000**	**0**	**0**	**0**	**0**	**400,000**	

Prior	Funding Sources	26-27	27-28	28-29	29-30	30-31	Total	Future
0	Measure X	400,000	0	0	0	0	**400,000**	0
	Total	**400,000**	**0**	**0**	**0**	**0**	**400,000**	

Capital Improvement Plan

Soledad, CA

Project #	T26-08
Project Name	Vosti Dip Infill

Total Project Cost	$40,000	Department	Transportation
Type	Improvement	Category	Streets
Priority	3 Moderate	Status	Active

Description

This project involves the construction costs to fill in the dip located at vosti park, without impacting the flow lines for stormwater runoff..

Life to Date Budget Utilization

$0 of $40,000 (0%)

Prior	Expenditures	26-27	27-28	28-29	29-30	30-31	Total	Future
0	Construction	40,000	0	0	0	0	**40,000**	0
	Total	**40,000**	**0**	**0**	**0**	**0**	**40,000**	

Prior	Funding Sources	26-27	27-28	28-29	29-30	30-31	Total	Future
0	Measure X	40,000	0	0	0	0	**40,000**	0
	Total	**40,000**	**0**	**0**	**0**	**0**	**40,000**	

Capital Improvement Plan

Soledad, CA

Project #	T26-09
Project Name	Tree Maintenance/Infill

Total Project Cost	$150,000	Department	Transportation
Type	Maintenance	Category	Streets
Priority	3 Moderate	Status	Active

Description

In this project includes the performance of tree maintenance of city-owned trees throughout the City as well as the infill of locations where trees have been previously been removed or have fallen on their own

Life to Date Budget Utilization

$0 of $150,000 (0%)

Prior	Expenditures	26-27	27-28	28-29	29-30	30-31	Total	Future
0	Total Project Cost	25,000	25,000	25,000	25,000	25,000	**125,000**	25,000
	Total	**25,000**	**25,000**	**25,000**	**25,000**	**25,000**	**125,000**	

Prior	Funding Sources	26-27	27-28	28-29	29-30	30-31	Total	Future
0	Gas Tax	25,000	25,000	25,000	25,000	25,000	**125,000**	25,000
	Total	**25,000**	**25,000**	**25,000**	**25,000**	**25,000**	**125,000**	

Capital Improvement Plan

Soledad, CA

Project #	T26-10
Project Name	Pedestrian Safety Improvement

Total Project Cost	$1,113,600	Department	Transportation
Type	Improvement	Category	Streets
Priority	2 High	Phase	2nd Year
Status	Active		

Description

This project includes various pedestrian safety improvements throughout the City, especially near schools as outlined in the HSIP 10 and Safe Routes to School funding programs. Additionally, this project will include the Pedestrian Safety Improvements near MST Bus Stop Locations. The safety improvements include but not limited to: curb extensions, high visibility crosswalks, enhanced crosswalk signage and pavement markings, rectangular rapid flashing beacons, flashing beacons at stop signs, bike boxes, and streetlights.

Life to Date Budget Utilization

$0 of $1,113,600 (0%)

Prior	Expenditures	26-27	27-28	28-29	29-30	30-31	Total	Future
250,000	Construction	863,600	0	0	0	0	**863,600**	0
	Total	**863,600**	**0**	**0**	**0**	**0**	**863,600**	

Prior	Funding Sources	26-27	27-28	28-29	29-30	30-31	Total	Future
250,000	CalTrans HSIP	777,240	0	0	0	0	**777,240**	0
	Measure X	86,360	0	0	0	0	**86,360**	
	Total	**863,600**	**0**	**0**	**0**	**0**	**863,600**	

Capital Improvement Plan

Soledad, CA

Project #	T26-11
Project Name	SS4A

Total Project Cost	$2,435,000	Department	Transportation
Type	Improvement	Category	Streets
Priority	2 High	Status	Active

Description

Project aimed at obtaining SS4A funding to complete street improvements throughtout Soledad.

Life to Date Budget Utilization

$0 of $2,435,000 (0%)

Prior	Expenditures	26-27	27-28	28-29	29-30	30-31	Total	Future
0	Construction	0	2,400,000	0	0	0	**2,400,000**	0
	Design	0	35,000	0	0	0	**35,000**	
	Total	**0**	**2,435,000**	**0**	**0**	**0**	**2,435,000**	

Prior	Funding Sources	26-27	27-28	28-29	29-30	30-31	Total	Future
0	State Aid	0	2,400,000	0	0	0	**2,400,000**	0
	Measure X	0	35,000	0	0	0	**35,000**	
	Total	**0**	**2,435,000**	**0**	**0**	**0**	**2,435,000**	

Capital Improvement Plan

Soledad, CA

Project #	T26-12
Project Name	Downtown Streetscape Improvement Project

Total Project Cost	$250,000	Department	Transportation
Type	Improvement	Priority	2 High
Status	Active		

Description

This project includes the installation of new art on the existing Front St Underpass wingwalls. This project will be grant funded

Life to Date Budget Utilization

$0 of $250,000 (0%)

Prior	Expenditures	26-27	27-28	28-29	29-30	30-31	Total	Future
0	Total Project Cost	250,000	0	0	0	0	**250,000**	0
	Total	**250,000**	**0**	**0**	**0**	**0**	**250,000**	

Prior	Funding Sources	26-27	27-28	28-29	29-30	30-31	Total	Future
0	Grant Funding	250,000	0	0	0	0	**250,000**	0
	Total	**250,000**	**0**	**0**	**0**	**0**	**250,000**	

Capital Improvement Plan

Soledad, CA

Project #	T27-01
Project Name	Parking Lot Maintenance

Total Project Cost	$100,000	Department	Transportation
Type	Maintenance	Category	Streets
Priority	3 Moderate	Status	Active

Description

This project includes the maintenance of city owned parking lots, most of the city's parking lots have never received any update, maintenance will be performed on parking lots which are in the worst condition first

Life to Date Budget Utilization

$0 of $100,000 (0%)

Prior	Expenditures	26-27	27-28	28-29	29-30	30-31	Total	Future
0	Construction	0	20,000	20,000	20,000	20,000	**80,000**	20,000
	Total	**0**	**20,000**	**20,000**	**20,000**	**20,000**	**80,000**	

Prior	Funding Sources	26-27	27-28	28-29	29-30	30-31	Total	Future
0	General Fund	0	20,000	20,000	20,000	20,000	**80,000**	20,000
	Total	**0**	**20,000**	**20,000**	**20,000**	**20,000**	**80,000**	

Capital Improvement Plan

Soledad, CA

Project #	T27-02
Project Name	Front Street/US 101 Interchange Study

Total Project Cost	$36,538,000	Department	Transportation
Type	Study	Category	Streets
Priority	3 Moderate	Status	Active

Description

This project is for the improvements to the Front Street/US 101 Interchange to help facilitate the proposed northern commercial area in the sphere of influence and the Miramonte Development.

Life to Date Budget Utilization

$0 of $36,538,000 (0%)

Prior	Expenditures	26-27	27-28	28-29	29-30	30-31	Total	Future
0	Design	50,000	0	0	0	0	**50,000**	36,488,000
	Total	**50,000**	**0**	**0**	**0**	**0**	**50,000**	

Prior	Funding Sources	26-27	27-28	28-29	29-30	30-31	Total	Future
0	Traffic Impact Fees	50,000	0	0	0	0	**50,000**	36,488,000
	Total	**50,000**	**0**	**0**	**0**	**0**	**50,000**	

Capital Improvement Plan

Soledad, CA

Project #	S25-04
Project Name	City Wide Recycled Water Project

Total Project Cost	$18,814,321	Department	Wastewater
Type	Improvement	Category	Wastewater
Priority	2 High	Phase	2nd Year
Status	Active		

Description

This project includes the installation of a new proposed wastewater effluent reuse distribution system for the city. The City of Soledad has received a grant for $16.6 million dollars from California's Urban Drought Relief Program to construct the infrastructure needed to irrigate most if not all of the City of Soledad and Unified School District turf areas with recycled water in an effort to preserve groundwater.

Life to Date Budget Utilization

$0 of $18,814,321 (0%)

Prior	Expenditures	26-27	27-28	28-29	29-30	30-31	Total	Future
11,754,019	Total Project Cost	6,960,302	0	0	0	0	**6,960,302**	0
	Other	100,000	0	0	0	0	**100,000**	
	Total	**7,060,301**	**0**	**0**	**0**	**0**	**7,060,301**	

Prior	Funding Sources	26-27	27-28	28-29	29-30	30-31	Total	Future
11,754,019	Drought Relief Grant Program	6,960,302	0	0	0	0	**6,960,302**	0
	Sewer Fund	100,000	0	0	0	0	**100,000**	
	Total	**7,060,301**	**0**	**0**	**0**	**0**	**7,060,301**	

Capital Improvement Plan

Soledad, CA

Project #	S25-05
Project Name	New Breakroom

Total Project Cost	$25,000	Department	Wastewater
Type	Improvement	Category	Wastewater
Priority	3 Moderate	Phase	2nd Year
Status	Active		

Description

This project includes converting the lab room into a new breakroom at the Water Reclamtion Facility (WRF) admin buidling. Currently, the existing breakroom has limited space for the current staff and the kitchen itself is the orginal constructed at the time of the bulding and plant.

Life to Date Budget Utilization

$0 of $25,000 (0%)

Prior	Expenditures	26-27	27-28	28-29	29-30	30-31	Total	Future
0	Construction	0	25,000	0	0	0	**25,000**	0
	Total	**0**	**25,000**	**0**	**0**	**0**	**25,000**	

Prior	Funding Sources	26-27	27-28	28-29	29-30	30-31	Total	Future
0	Sewer Fund	0	25,000	0	0	0	**25,000**	0
	Total	**0**	**25,000**	**0**	**0**	**0**	**25,000**	

Capital Improvement Plan

Soledad, CA

Project #	S25-06
Project Name	BNRs(Aeration System)

Total Project Cost	$345,000	Department	Wastewater
Type	Maintenance	Category	Wastewater
Priority	2 High	Phase	2nd Year
Status	Active		

Description

Diffuser replacement and aeration system pipe(below the water surface) and large bubble mixing in the oxic zone 3.

Life to Date Budget Utilization

$0 of $515,000 (0%)

Prior	Expenditures	26-27	27-28	28-29	29-30	30-31	Total	Future
0	Equipment	193,000	0	0	0	0	**193,000**	0
	Construction	77,000	0	0	0	0	**77,000**	
	Design	75,000	0	0	0	0	**75,000**	
	Total	**345,000**	**0**	**0**	**0**	**0**	**345,000**	

Prior	Funding Sources	26-27	27-28	28-29	29-30	30-31	Total	Future
170,000	Sewer Fund	345,000	0	0	0	0	**345,000**	0
	Total	**345,000**	**0**	**0**	**0**	**0**	**345,000**	

Capital Improvement Plan

Soledad, CA

Project #	S25-07
Project Name	Replacement chains/wearables

Total Project Cost	$200,000	Department	Wastewater
Type	Maintenance	Category	Wastewater
Priority	3 Moderate	Phase	2nd Year
Status	Active		

Description

Replacement chains/wearables for equipment located at the WRF, meant to extend life of equipment at the plant. This project encompasses changing various worn out chains and wearables on various pieces of equipment at the WWTP and is a continuation from last year, with the equipment that was not included last year scheduled for this year..

Life to Date Budget Utilization

$0 of $200,000 (0%)

Prior	Expenditures	26-27	27-28	28-29	29-30	30-31	Total	Future
50,000	Total Project Cost	150,000	0	0	0	0	**150,000**	0
	Total	**150,000**	**0**	**0**	**0**	**0**	**150,000**	

Prior	Funding Sources	26-27	27-28	28-29	29-30	30-31	Total	Future
50,000	Sewer Fund	150,000	0	0	0	0	**150,000**	0
	Total	**150,000**	**0**	**0**	**0**	**0**	**150,000**	

Capital Improvement Plan

Soledad, CA

Project #	S26-01
Project Name	UV Station Rehab

Total Project Cost	$25,000	Department	Wastewater
Type	Maintenance	Category	Wastewater
Priority	2 High	Phase	1st Year
Status	Active		

Description

Project includes the rehab and upgrade to the UV receiving station with the future enclosure of the UV station to protect the sensitive equipment from dust particulates. As well as the possible replacement of the UV housing units at the station.

Life to Date Budget Utilization

$0 of $25,000 (0%)

Prior	Expenditures	26-27	27-28	28-29	29-30	30-31	Total	Future
0	Equipment	25,000	0	0	0	0	**25,000**	0
	Total	**25,000**	**0**	**0**	**0**	**0**	**25,000**	

Prior	Funding Sources	26-27	27-28	28-29	29-30	30-31	Total	Future
0	Sewer Fund	25,000	0	0	0	0	**25,000**	0
	Total	**25,000**	**0**	**0**	**0**	**0**	**25,000**	

Capital Improvement Plan

Soledad, CA

Project #	S26-03
Project Name	Limirorque Clarifier Replacement

Total Project Cost	$200,000	Department	Wastewater
Type	Maintenance	Category	Wastewater
Priority	2 High	Phase	2nd Year
Status	Active		

Description

Project consists of purchase and install of new Limitorque Clarifier.

Life to Date Budget Utilization

$0 of $200,000 (0%)

Prior	Expenditures	26-27	27-28	28-29	29-30	30-31	Total	Future
0	Construction	200,000	0	0	0	0	**200,000**	0
	Total	**200,000**	**0**	**0**	**0**	**0**	**200,000**	

Prior	Funding Sources	26-27	27-28	28-29	29-30	30-31	Total	Future
0	Sewer Fund	200,000	0	0	0	0	**200,000**	0
	Total	**200,000**	**0**	**0**	**0**	**0**	**200,000**	

Capital Improvement Plan

Soledad, CA

Project #	S26-04
Project Name	Crane Truck

Total Project Cost	$100,000	Department	Wastewater
Category	Wastewater	Priority	3 Moderate
Phase	1st Year	Status	Active

Description

This project aims to replace the current crane on the crane truck with a new crane.

Life to Date Budget Utilization

$0 of $100,000 (0%)

Prior	Expenditures	26-27	27-28	28-29	29-30	30-31	Total	Future
0	Total Project Cost	100,000	0	0	0	0	**100,000**	0
	Total	**100,000**	**0**	**0**	**0**	**0**	**100,000**	

Prior	Funding Sources	26-27	27-28	28-29	29-30	30-31	Total	Future
0	Sewer Fund	100,000	0	0	0	0	**100,000**	0
	Total	**100,000**	**0**	**0**	**0**	**0**	**100,000**	

Capital Improvement Plan

Soledad, CA

Project #	S26-05
Project Name	WRF EV

Total Project Cost	$50,000	Department	Wastewater
Type	Equipment	Category	Wastewater
Priority	2 High	Phase	1st Year
Status	Active		

Description

This Project consists of installing at least two level 2 chargers at the WRF for the future EV mandate of the city

Life to Date Budget Utilization

$0 of $50,000 (0%)

Prior	Expenditures	26-27	27-28	28-29	29-30	30-31	Total	Future
0	Construction	0	50,000	0	0	0	**50,000**	0
	Total	**0**	**50,000**	**0**	**0**	**0**	**50,000**	

Prior	Funding Sources	26-27	27-28	28-29	29-30	30-31	Total	Future
0	Sewer Fund	0	50,000	0	0	0	**50,000**	0
	Total	**0**	**50,000**	**0**	**0**	**0**	**50,000**	

Capital Improvement Plan

Soledad, CA

Project #	S26-06
Project Name	Alleyway Sewer Line

Total Project Cost	$925,000	Department	Wastewater
Type	Improvement	Category	Wastewater
Priority	4 Low	Phase	1st Year
Status	Active		

Description

This project includes the replacement of 1,160 feet of 10-inch pipe from Main Street to East Street with a new 12-inch pipe. Requires upgrading, the existing pipe is made of clay, and numerous issues have been recorded with this stretch pipe.

Life to Date Budget Utilization

$0 of $925,000 (0%)

Prior	Expenditures	26-27	27-28	28-29	29-30	30-31	Total	Future
0	-	-	-	-	-	-	-	925,000

Prior	Funding Sources	26-27	27-28	28-29	29-30	30-31	Total	Future
0	Sewer Fund	0	0	0	0	150,000	**150,000**	775,000
	Total	**0**	**0**	**0**	**0**	**150,000**	**150,000**	

Capital Improvement Plan

Soledad, CA

Project #	S26-07
Project Name	Skid Loader

Total Project Cost	$100,000	Department	Wastewater
Type	Equipment	Category	Wastewater
Priority	3 Moderate	Phase	1st Year
Status	Active		

Description

This project includes the purchase of a replacement skid loader for the current (2010) loader for the Water Reclamation Facility. The existing skid loader is getting older, parts are becoming harder to find, time and maintenance on the existing skid loader is exceeding productive use of the vehicle.

Life to Date Budget Utilization

$0 of $100,000 (0%)

Prior	Expenditures	26-27	27-28	28-29	29-30	30-31	Total	Future
0	Equipment	100,000	0	0	0	0	**100,000**	0
	Total	**100,000**	**0**	**0**	**0**	**0**	**100,000**	

Prior	Funding Sources	26-27	27-28	28-29	29-30	30-31	Total	Future
0	Sewer Fund	100,000	0	0	0	0	**100,000**	0
	Total	**100,000**	**0**	**0**	**0**	**0**	**100,000**	

Capital Improvement Plan

Soledad, CA

Project #	S26-08
Project Name	Computerized Maintenance Management System (CMMS)

Total Project Cost	$50,000	Department	Wastewater
Type	Improvement	Category	Wastewater
Priority	3 Moderate	Phase	1st Year
Status	Active		

Description

This project includes the replacement of the current CMMS software utilized for the City's asset and work management. New intuitive software will help further the City's efforts towards streamlining the work induction process and reducing costs through efficiencies.

Life to Date Budget Utilization

$0 of $50,000 (0%)

Prior	Expenditures	26-27	27-28	28-29	29-30	30-31	Total	Future
0	Total Project Cost	50,000	0	0	0	0	**50,000**	0
	Total	**50,000**	**0**	**0**	**0**	**0**	**50,000**	

Prior	Funding Sources	26-27	27-28	28-29	29-30	30-31	Total	Future
0	Sewer Fund	35,000	0	0	0	0	**35,000**	0
	Water Fund	15,000	0	0	0	0	**15,000**	
	Total	**50,000**	**0**	**0**	**0**	**0**	**50,000**	

Capital Improvement Plan

Soledad, CA

Project #	S26-09
Project Name	Guide Bank and Additional Repairs

Total Project Cost	$1,650,000	Department	Wastewater
Type	Improvement	Category	Wastewater
Priority	2 High	Phase	1st Year
Status	Active		

Description

This project includes the implementation of the construction of a guide bank in the Salinas River to divert flows from the Salinas River and Arroyo Seco. During the heavy rain events, the river meandered to the foot of the Levee in which it experienced heavy scouring which the Levee was not designed to withstand. Additonally, this project will also cover repairs along the levee not covered by the USACE Repairs Project. The City is planning to apply for a HMGP Grant in which the city is providing 50 % match

Life to Date Budget Utilization

$0 of $1,700,000 (0%)

Prior	Expenditures	26-27	27-28	28-29	29-30	30-31	Total	Future
0	Construction	0	0	0	0	1,450,000	**1,450,000**	0
	Design	0	0	0	200,000	0	**200,000**	
	Total	**0**	**0**	**0**	**200,000**	**1,450,000**	**1,650,000**	

Prior	Funding Sources	26-27	27-28	28-29	29-30	30-31	Total	Future
0	HMGP Grant	0	0	0	1,000,000	0	**1,000,000**	0
	Sewer Fund	0	0	250,000	200,000	0	**450,000**	
	Water Fund	0	0	0	250,000	0	**250,000**	
	Total	**0**	**0**	**250,000**	**1,450,000**	**0**	**1,700,000**	

Capital Improvement Plan

Soledad, CA

Project #	S26-10
Project Name	Painting of Piping, Valves, Etc.

Total Project Cost	$100,000	Department	Wastewater
Type	Maintenance	Category	Wastewater
Priority	4 Low	Phase	1st Year
Status	Active		

Description

This project includes epoxy painting of the pipes, valves, clarifiers, and other miscellaneous components at the Water Reclamation Facility (WRF) to protect from rusting. The WRF has a corrosive environment in which pipes, valves, and other metallic surfaces/items are susceptible to corrosion.

Life to Date Budget Utilization

$0 of $100,000 (0%)

Prior	Expenditures	26-27	27-28	28-29	29-30	30-31	Total	Future
0	Total Project Cost	0	0	50,000	50,000	0	**100,000**	0
	Total	**0**	**0**	**50,000**	**50,000**	**0**	**100,000**	

Prior	Funding Sources	26-27	27-28	28-29	29-30	30-31	Total	Future
0	Sewer Fund	0	0	50,000	50,000	0	**100,000**	0
	Total	**0**	**0**	**50,000**	**50,000**	**0**	**100,000**	

Capital Improvement Plan

Soledad, CA

Project #	S26-11
Project Name	Flow and Condition Testing Study

Total Project Cost	$50,000	Department	Wastewater
Type	Study	Category	Wastewater
Priority	2 High	Phase	1st Year
Status	Active		

Description

This project includes the study of the Sanitary Sewer Master Plan recommended capital projects and verifying the measure conditions. The results of this study to serve as supporting documents to the Sanitary Sewer Master Plan.

Life to Date Budget Utilization

$0 of $50,000 (0%)

Prior	Expenditures	26-27	27-28	28-29	29-30	30-31	Total	Future
0	Total Project Cost	0	50,000	0	0	0	**50,000**	0
	Total	**0**	**50,000**	**0**	**0**	**0**	**50,000**	

Prior	Funding Sources	26-27	27-28	28-29	29-30	30-31	Total	Future
0	Sewer Fund	0	50,000	0	0	0	**50,000**	0
	Total	**0**	**50,000**	**0**	**0**	**0**	**50,000**	

Capital Improvement Plan

Soledad, CA

Project #	S26-12
Project Name	Sewer Master Plan

Total Project Cost	$50,000	Department	Wastewater
Type	Study	Category	Wastewater
Priority	3 Moderate	Phase	1st Year
Status	Active		

Description

This project includes performing a new master plan for the Sanitary Sewer Master Plan. As it stands, the 2019 Sanitary Sewer Master Plan includes projects for the anticipated build out of Miramonte and really doesn't address the condition and assessment of the existing sewer infrastructure. Additionally, this will also impact the Development Impact Fee Study list as described in Appendix C of the City of Soledad Impact Fee Study.

Life to Date Budget Utilization

$0 of $50,000 (0%)

Prior	Expenditures	26-27	27-28	28-29	29-30	30-31	Total	Future
0	Design	0	50,000	0	0	0	**50,000**	0
	Total	**0**	**50,000**	**0**	**0**	**0**	**50,000**	

Prior	Funding Sources	26-27	27-28	28-29	29-30	30-31	Total	Future
0	Sewer Fund	0	50,000	0	0	0	**50,000**	0
	Total	**0**	**50,000**	**0**	**0**	**0**	**50,000**	

Capital Improvement Plan

Soledad, CA

Project #	S26-13
Project Name	BNRs(Replacement Valve)

Total Project Cost	$100,000	Department	Wastewater
Type	Maintenance	Category	Wastewater
Priority	3 Moderate	Phase	2nd Year
Status	Active		

Description

Replacement of current frozen butterfly valves.

Life to Date Budget Utilization

$0 of $100,000 (0%)

Prior	Expenditures	26-27	27-28	28-29	29-30	30-31	Total	Future
0	Equipment	100,000	0	0	0	0	**100,000**	0
	Total	**100,000**	**0**	**0**	**0**	**0**	**100,000**	

Prior	Funding Sources	26-27	27-28	28-29	29-30	30-31	Total	Future
0	Sewer Fund	100,000	0	0	0	0	**100,000**	0
	Total	**100,000**	**0**	**0**	**0**	**0**	**100,000**	

Capital Improvement Plan

Soledad, CA

Project #	S26-14
Project Name	Fuzzy Filters

Total Project Cost	$75,000	Department	Wastewater
Type	Maintenance	Category	Wastewater
Priority	3 Moderate	Phase	1st Year
Status	Active		

Description

Extra valves for fuzzy filters for the WRF

Life to Date Budget Utilization

$0 of $75,000 (0%)

Prior	Expenditures	26-27	27-28	28-29	29-30	30-31	Total	Future
0	Total Project Cost	0	75,000	0	0	0	**75,000**	0
	Total	**0**	**75,000**	**0**	**0**	**0**	**75,000**	

Prior	Funding Sources	26-27	27-28	28-29	29-30	30-31	Total	Future
0	Sewer Fund	0	75,000	0	0	0	**75,000**	0
	Total	**0**	**75,000**	**0**	**0**	**0**	**75,000**	

Capital Improvement Plan

Soledad, CA

Project #	S26-15
Project Name	Manholes Rehabilitation

Total Project Cost	$150,000	Department	Wastewater
Type	Improvement	Category	Wastewater
Priority	2 High	Phase	2nd Year
Status	Active		

Description

This project includes the rehabilitation of manholes located throughout the City which have been identified to have issues. Rehabilitation may include but is not limited to the repair of cracked or sunken manhole covers, patching concete deterioration, and lining the manholes with a protective coating. Manholes beyond rehabilitation shall be replaced.

SSMP regulatory requirement.

Life to Date Budget Utilization

$0 of $150,000 (0%)

Prior	Expenditures	26-27	27-28	28-29	29-30	30-31	Total	Future
0	Construction	0	150,000	0	0	0	**150,000**	0
	Total	**0**	**150,000**	**0**	**0**	**0**	**150,000**	

Prior	Funding Sources	26-27	27-28	28-29	29-30	30-31	Total	Future
0	Sewer Fund	0	150,000	0	0	0	**150,000**	0
	Total	**0**	**150,000**	**0**	**0**	**0**	**150,000**	

Capital Improvement Plan

Soledad, CA

Project #	S26-16
Project Name	Transfer Pump

Total Project Cost	$100,000	Department	Wastewater
Type	Equipment	Category	Wastewater
Priority	3 Moderate	Phase	2nd Year
Status	Active		

Description

This project includes the purchase of an emergency transfer pump for septage ponds.

Life to Date Budget Utilization

$0 of $100,000 (0%)

Prior	Expenditures	26-27	27-28	28-29	29-30	30-31	Total	Future
0	Equipment	0	0	100,000	0	0	**100,000**	0
	Total	**0**	**0**	**100,000**	**0**	**0**	**100,000**	

Prior	Funding Sources	26-27	27-28	28-29	29-30	30-31	Total	Future
0	Sewer Fund	0	0	100,000	0	0	**100,000**	0
	Total	**0**	**0**	**100,000**	**0**	**0**	**100,000**	

Capital Improvement Plan

Soledad, CA

Project #	S26-17
Project Name	Arc Flash Study

Total Project Cost	$28,000	Department	Wastewater
Type	Study	Category	Wastewater
Priority	3 Moderate	Status	Active

Description

This project involves the study of all electrical facilities located at the wastewater plant and at the various wells around the city for arc flash safety compliance.

Life to Date Budget Utilization

$0 of $28,000 (0%)

Prior	Expenditures	26-27	27-28	28-29	29-30	30-31	Total	Future
0	Design	28,000	0	0	0	0	**28,000**	0
	Total	**28,000**	**0**	**0**	**0**	**0**	**28,000**	

Prior	Funding Sources	26-27	27-28	28-29	29-30	30-31	Total	Future
0	Sewer Fund	21,000	0	0	0	0	**21,000**	0
	Water Fund	7,000	0	0	0	0	**7,000**	
	Total	**28,000**	**0**	**0**	**0**	**0**	**28,000**	

Capital Improvement Plan

Soledad, CA

Project #	S26-18
Project Name	VAC Truck (Class C)

Total Project Cost	$100,000	Department	Wastewater
Type	Equipment	Category	Vehicles
Priority	3 Moderate	Phase	1st Year
Status	Active		

Description

This project includes the purchase of a smaller versions of the existing VAC Truck. This enables Staff with a standard Class "C" California License to operate and maneuver the Vac Truck compared to the larger version that requires a commercial license which a select few individuals have. In order to ensure we have the capability to use the function of the Vac Truck in the event that no Commercial License Staff are available.

Life to Date Budget Utilization

$0 of $100,000 (0%)

Prior	Expenditures	26-27	27-28	28-29	29-30	30-31	Total	Future
0	Equipment	100,000	0	0	0	0	**100,000**	0
	Total	**100,000**	**0**	**0**	**0**	**0**	**100,000**	

Prior	Funding Sources	26-27	27-28	28-29	29-30	30-31	Total	Future
0	Sewer Fund	100,000	0	0	0	0	**100,000**	0
	Total	**100,000**	**0**	**0**	**0**	**0**	**100,000**	

Capital Improvement Plan

Soledad, CA

Project #	S27-01
Project Name	High Flow on 3rd

Total Project Cost	$1,455,090	Department	Wastewater
Type	Improvement	Category	Wastewater
Priority	4 Low	Phase	1st Year
Status	Active		

Description

This project includes the change of connection point at the intersection of 3rd Street and Monterey Street from the 8-inch sewer main found on Monterey Street to the 12-inch sewer main. Requires the change in sewer main connection to help alleviate the issues recorded in the current configuration.

Life to Date Budget Utilization

$0 of $1,455,090 (0%)

Prior	Expenditures	26-27	27-28	28-29	29-30	30-31	Total	Future
0	Construction	0	0	0	0	1,018,350	**1,018,350**	0
	Design	0	0	0	290,960	0	**290,960**	
	Construction Management	0	0	0	0	145,780	**145,780**	
	Total	**0**	**0**	**0**	**290,960**	**1,164,130**	**1,455,090**	

Prior	Funding Sources	26-27	27-28	28-29	29-30	30-31	Total	Future
0	Sewer Fund	0	0	0	290,960	1,164,130	**1,455,090**	0
	Total	**0**	**0**	**0**	**290,960**	**1,164,130**	**1,455,090**	

Capital Improvement Plan

Soledad, CA

Project #	S27-02
Project Name	Headworks Improvements

Total Project Cost	$6,500,000	Department	Wastewater
Type	Improvement	Category	Wastewater
Priority	2 High	Phase	1st Year
Status	Active		

Description

Upgrade the headworks to address deficiencies related to condition reliability/redundancy, performance, and operations and maintenance challenges.

Life to Date Budget Utilization

$0 of $6,500,000 (0%)

Prior	Expenditures	26-27	27-28	28-29	29-30	30-31	Total	Future
0	Construction	0	0	6,500,000	0	0	**6,500,000**	0
	Total	**0**	**0**	**6,500,000**	**0**	**0**	**6,500,000**	

Prior	Funding Sources	26-27	27-28	28-29	29-30	30-31	Total	Future
0	Sewer Fund	0	0	6,500,000	0	0	**6,500,000**	0
	Total	**0**	**0**	**6,500,000**	**0**	**0**	**6,500,000**	

Capital Improvement Plan

Soledad, CA

Project #	S27-03
Project Name	Effluent Disposal and Capacity Study

Total Project Cost	$300,000	Department	Wastewater
Type	Study	Category	Wastewater
Priority	3 Moderate	Phase	1st Year
Status	Active		

Description

Address effluent disposal capacity limitations by permitting and constructing a wet weather river discharge outfall system.

Life to Date Budget Utilization

$0 of $300,000 (0%)

Prior	Expenditures	26-27	27-28	28-29	29-30	30-31	Total	Future
0	Construction	0	300,000	0	0	0	**300,000**	0
	Total	**0**	**300,000**	**0**	**0**	**0**	**300,000**	

Prior	Funding Sources	26-27	27-28	28-29	29-30	30-31	Total	Future
0	Sewer Fund	0	300,000	0	0	0	**300,000**	0
	Total	**0**	**300,000**	**0**	**0**	**0**	**300,000**	

Capital Improvement Plan

Soledad, CA

Project #	S28-01
Project Name	Overflow Storage Basin

Total Project Cost	$15,200,000	Department	Wastewater
Type	Improvement	Category	Wastewater
Priority	2 High	Phase	1st Year
Status	Active		

Description

Upgrade the existing overflow storage basin to an engineered, lined basin allowing for storage of emergency overflow or off-spec water without regulatory violation

Life to Date Budget Utilization

$0 of $15,200,000 (0%)

Prior	Expenditures	26-27	27-28	28-29	29-30	30-31	Total	Future
0	-	-	-	-	-	-		15,200,000

Prior	Funding Sources	26-27	27-28	28-29	29-30	30-31	Total	Future
0	Sewer Fund	0	0	3,600,000	4,000,000	3,600,000	**11,200,000**	4,000,000
	Total	**0**	**0**	**3,600,000**	**4,000,000**	**3,600,000**	**11,200,000**	

Capital Improvement Plan

Soledad, CA

Project #	S28-02
Project Name	Secondary Process Improvements

Total Project Cost	$13,600,000	Department	Wastewater
Type	Improvement	Category	Wastewater
Priority	2 High	Phase	1st Year
Status	Active		

Description

Upgrade the secondary process facilities to address deficiencies related to condition, failures, obsolescence, energy inefficiency, reliability/redundanc, performance and operations and maintenance challenges

Life to Date Budget Utilization

$0 of $13,600,000 (0%)

Prior	Expenditures	26-27	27-28	28-29	29-30	30-31	Total	Future
0	-	-	-	-	-	-		13,600,000

Prior	Funding Sources	26-27	27-28	28-29	29-30	30-31	Total	Future
0	Sewer Fund	0	0	4,600,000	500,000	3,000,000	**8,100,000**	5,500,000
	Total	**0**	**0**	**4,600,000**	**500,000**	**3,000,000**	**8,100,000**	

Capital Improvement Plan

Soledad, CA

Project #	S28-03
Project Name	Solids Handling and Dewatering Facility Upgrades

Total Project Cost	$18,400,000	Department	Wastewater
Type	Improvement	Category	Wastewater
Priority	2 High	Phase	1st Year
Status	Active		

Description

Upgrade the solids handling and dewatering facilities to address deficiencies related to condition, reliability/redundancy,safety, performance, and operations and maintenance challenges

Life to Date Budget Utilization

$0 of $18,400,000 (0%)

Prior	Expenditures	26-27	27-28	28-29	29-30	30-31	Total	Future
0	-	-	-	-	-	-		18,400,000

Prior	Funding Sources	26-27	27-28	28-29	29-30	30-31	Total	Future
0	Sewer Fund	0	0	0	4,600,000	4,600,000	**9,200,000**	9,200,000
	Total	**0**	**0**	**0**	**4,600,000**	**4,600,000**	**9,200,000**	

Capital Improvement Plan

Soledad, CA

Project #	S30-01
Project Name	Tertiary Upgrades

Total Project Cost	$1,000,000	Department	Wastewater
Type	Maintenance	Category	Wastewater
Priority	3 Moderate	Phase	1st Year
Status	Active		

Description

Upgrade components of the tertiary and UV disinfection facilities to address condition and obsolescence deficiencies, along with operations and maintenance challenges.

Life to Date Budget Utilization

$0 of $1,000,000 (0%)

Prior	Expenditures	26-27	27-28	28-29	29-30	30-31	Total	Future
0	Construction	0	0	0	0	1,000,000	**1,000,000**	0
	Total	**0**	**0**	**0**	**0**	**1,000,000**	**1,000,000**	

Prior	Funding Sources	26-27	27-28	28-29	29-30	30-31	Total	Future
0	Sewer Fund	0	0	0	0	1,000,000	**1,000,000**	0
	Total	**0**	**0**	**0**	**0**	**1,000,000**	**1,000,000**	

Capital Improvement Plan

Soledad, CA

Project #	W25-01
Project Name	Well Rehabilitation

Total Project Cost	$1,050,000	Department	Water
Type	Maintenance	Category	Water Treatment
Priority	2 High	Phase	2nd Year
Status	Active		

Description

This project includes the rehabilitation of all city-owned wells throughout the City. Well Rehabilitation consists of scrubbing the well casings periodically every 2-3 years. Well Rehabilitation also includes the maintenance and repair of all pumps and motors, this also includes any booster pumps at the tanks as well as maintenance for well filters)

Life to Date Budget Utilization

$70,000 of $820,000 (9%)

Prior	Expenditures	26-27	27-28	28-29	29-30	30-31	Total	Future
300,000	Construction	150,000	150,000	150,000	150,000	150,000	**750,000**	0
	Total	**150,000**	**150,000**	**150,000**	**150,000**	**150,000**	**750,000**	

Prior	Funding Sources	26-27	27-28	28-29	29-30	30-31	Total	Future
70,000	Water Fund	150,000	150,000	150,000	150,000	150,000	**750,000**	0
	Total	**150,000**	**150,000**	**150,000**	**150,000**	**150,000**	**750,000**	

Capital Improvement Plan

Soledad, CA

Project #	W25-02
Project Name	Tank Rehabilitation

Total Project Cost	$486,000	Department	Water
Type	Maintenance	Category	Water Distribution
Priority	3 Moderate	Status	Active

Description

This project includes the rehabilitation of the existing water tanks as part of the distribution system. As part of this project, inspection, cleaning, and an overall assessment of the interior and exterior of the tanks are performed. Items of interest are the mesh screens, floats, ladders and hatches, cathodic protection, and the condition of the paint on the tanks. This will reoccur periodically every 2 years.

Life to Date Budget Utilization

$356,000 of $742,000 (48%)

Prior	Expenditures	26-27	27-28	28-29	29-30	30-31	Total	Future
130,000	Construction	356,000	0	0	0	0	**356,000**	0
	Total	**356,000**	**0**	**0**	**0**	**0**	**356,000**	

Prior	Funding Sources	26-27	27-28	28-29	29-30	30-31	Total	Future
386,000	Water Fund	356,000	0	0	0	0	**356,000**	0
	Total	**356,000**	**0**	**0**	**0**	**0**	**356,000**	

Capital Improvement Plan

Soledad, CA

Project #	W25-03
Project Name	Meter Replacement

Total Project Cost	$2,805,060	Department	Water
Type	Improvement	Category	Water Distribution
Priority	3 Moderate	Phase	2nd Year
Status	Active		

Description

Replace old meter that no longer provided accurate usage data. New meters to be installed will be SMART meters. This City applied for the WEEG Grant Funding to cover 50% of 2.2 Million.

Life to Date Budget Utilization

$0 of $2,805,060 (0%)

Prior	Expenditures	26-27	27-28	28-29	29-30	30-31	Total	Future
0	Total Project Cost	935,020	935,020	935,020	0	0	**2,805,060**	0
	Total	**935,020**	**935,020**	**935,020**	**0**	**0**	**2,805,060**	

Prior	Funding Sources	26-27	27-28	28-29	29-30	30-31	Total	Future
0	Water Fund	467,510	467,510	467,510	0	0	**1,402,530**	0
	WEEG Grant Funding	467,510	467,510	467,510	0	0	**1,402,530**	
	Total	**935,020**	**935,020**	**935,020**	**0**	**0**	**2,805,060**	

Capital Improvement Plan

Soledad, CA

Project #	W26-01
Project Name	Dump Truck

Total Project Cost	$70,000	Department	Water
Type	Equipment	Category	Vehicles
Priority	3 Moderate	Phase	1st Year
Status	Active		

Description

This project includes the purchase of a dump truck with the capacity of a 2-3 cubic yards. A smaller dump truck enables staff the ability to haul debris, materials, etc.. around compared to a standard light duty pick up truck.

Life to Date Budget Utilization

$0 of $70,000 (0%)

Prior	Expenditures	26-27	27-28	28-29	29-30	30-31	Total	Future
0	Equipment	0	0	70,000	0	0	**70,000**	0
	Total	**0**	**0**	**70,000**	**0**	**0**	**70,000**	

Prior	Funding Sources	26-27	27-28	28-29	29-30	30-31	Total	Future
0	Water Fund	0	0	70,000	0	0	**70,000**	0
	Total	**0**	**0**	**70,000**	**0**	**0**	**70,000**	

Capital Improvement Plan

Soledad, CA

Project #	W26-02
Project Name	Water Master Plan

Total Project Cost	$40,000	Department	Water
Type	Study	Category	Water Distribution
Priority	2 High	Phase	1st Year
Status	Active		

Description

This project includes performing a new master plan for the Water Master Plan. As it stands, the 2019 Water Master Plan includes projects that need to be verified through flow & pressure test to determine flow and pressure issues. Additionally, this will also impact the Development Impact Fee Study that also provides a list of projects that are needed as described in Appendix C.

Life to Date Budget Utilization

$0 of $40,000 (0%)

Prior	Expenditures	26-27	27-28	28-29	29-30	30-31	Total	Future
0	Design	0	40,000	0	0	0	**40,000**	0
	Total	**0**	**40,000**	**0**	**0**	**0**	**40,000**	

Prior	Funding Sources	26-27	27-28	28-29	29-30	30-31	Total	Future
0	Water Fund	0	40,000	0	0	0	**40,000**	0
	Total	**0**	**40,000**	**0**	**0**	**0**	**40,000**	

Capital Improvement Plan

Soledad, CA

Project #	W26=02
Project Name	Well Upgrades

Total Project Cost	$480,000	Department	Water
Type	Improvement	Category	Water Treatment
Priority	2 High	Phase	1st Year
Status	Active		

Description

This project incluse the replacement of various components at Wells 6,7,9 and 11 such as the switchboards and power service and MCC and soft starters, adding well enclosure, performing well step testing and studying the existing pumps as well as miscellaneous site work. Wells to start with are wells 9 and 10 followed by 11.

Life to Date Budget Utilization

$0 of $480,000 (0%)

Prior	Expenditures	26-27	27-28	28-29	29-30	30-31	Total	Future
0	Construction	80,000	100,000	100,000	100,000	100,000	**480,000**	0
	Total	**80,000**	**100,000**	**100,000**	**100,000**	**100,000**	**480,000**	

Prior	Funding Sources	26-27	27-28	28-29	29-30	30-31	Total	Future
0	Water Fund	80,000	100,000	100,000	100,000	100,000	**480,000**	0
	Total	**80,000**	**100,000**	**100,000**	**100,000**	**100,000**	**480,000**	

Capital Improvement Plan

Soledad, CA

Project #	W26-03
Project Name	Fire Hydrant Replacement

Total Project Cost	$124,338	Department	Water
Type	Improvement	Category	Water Distribution
Priority	3 Moderate	Phase	1st Year
Status	Active		

Description

This project includes the maintenance of fire hydrants located throughout the city from dry to wet barrel. Dry barrels are getting too old and need to be replaced. Estimate replacement of 6-8 hydrants per year.

Life to Date Budget Utilization

$0 of $124,338 (0%)

Prior	Expenditures	26-27	27-28	28-29	29-30	30-31	Total	Future
0	Construction	20,723	20,723	20,723	20,723	20,723	**103,615**	20,723
	Total	**20,723**	**20,723**	**20,723**	**20,723**	**20,723**	**103,615**	

Prior	Funding Sources	26-27	27-28	28-29	29-30	30-31	Total	Future
0	Water Fund	20,723	20,723	20,723	20,723	20,723	**103,615**	20,723
	Total	**20,723**	**20,723**	**20,723**	**20,723**	**20,723**	**103,615**	

Capital Improvement Plan

Soledad, CA

Project #	W26-04
Project Name	Meter Testing Station

Total Project Cost	$10,000	Department	Water
Type	Improvement	Category	Water Distribution
Priority	4 Low	Phase	1st Year
Status	Active		

Description

This project includes the equipment needed to test meters in house as opposed to having it sent out to be performed. Additionally, this would also include a container unit in which the equipment will be operated out of.

Life to Date Budget Utilization

$0 of $10,000 (0%)

Prior	Expenditures	26-27	27-28	28-29	29-30	30-31	Total	Future
0	Construction	0	0	10,000	0	0	**10,000**	0
	Total	**0**	**0**	**10,000**	**0**	**0**	**10,000**	

Prior	Funding Sources	26-27	27-28	28-29	29-30	30-31	Total	Future
0	Water Fund	0	0	10,000	0	0	**10,000**	0
	Total	**0**	**0**	**10,000**	**0**	**0**	**10,000**	

Capital Improvement Plan

Soledad, CA

Project #	W26-05
Project Name	Valve Replacement

Total Project Cost	$130,000	Department	Water
Type	Improvement	Category	Water Distribution
Priority	3 Moderate	Phase	1st Year
Status	Active		

Description

This project includes the replacement of old valves in throughout the City, especially in the older sections of the City. Valves are crucial in isolating the Water Main to better perform repairs or replacements and to ensure that only a segment is without water as opposed to the whole area.

Life to Date Budget Utilization

$0 of $130,000 (0%)

Prior	Expenditures	26-27	27-28	28-29	29-30	30-31	Total	Future
0	Construction	50,000	40,000	40,000	0	0	**130,000**	0
	Total	**50,000**	**40,000**	**40,000**	**0**	**0**	**130,000**	

Prior	Funding Sources	26-27	27-28	28-29	29-30	30-31	Total	Future
0	Water Fund	50,000	40,000	40,000	0	0	**130,000**	0
	Total	**50,000**	**40,000**	**40,000**	**0**	**0**	**130,000**	

Capital Improvement Plan

Soledad, CA

Project #	W26-11
Project Name	Full Size Backhoe

Total Project Cost	$120,000	Department	Water
Type	Equipment	Priority	3 Moderate
Status	Active		

Description

This project calls for the purchase of a new backhoe for the PW water department, the current backhoe is a smaller unit which is not designed to be used in the heavy excavation of asphalt, concrete and dirt. The new backhoe will be a much larger one which will provide the public works department a much greater capability to perform their routine maintenance and repairs.

Life to Date Budget Utilization

$0 of $120,000 (0%)

Prior	Expenditures	26-27	27-28	28-29	29-30	30-31	Total	Future
0	Equipment	0	0	120,000	0	0	**120,000**	0
	Total	**0**	**0**	**120,000**	**0**	**0**	**120,000**	

Prior	Funding Sources	26-27	27-28	28-29	29-30	30-31	Total	Future
0	Water Fund	0	0	120,000	0	0	**120,000**	0
	Total	**0**	**0**	**120,000**	**0**	**0**	**120,000**	

Capital Improvement Plan

Soledad, CA

Project #	W27-02
Project Name	Flow & Pressure Testing

Total Project Cost	$120,000	Department	Water
Type	Study	Category	Water Distribution
Priority	3 Moderate	Status	Active

Description

This project includes data capturing in the form of flow and pressure testing to determine and confirm the projects outlined in the 2019 Water Master Plan.

Life to Date Budget Utilization

$0 of $120,000 (0%)

Prior	Expenditures	26-27	27-28	28-29	29-30	30-31	Total	Future
0	Design	0	0	120,000	0	0	**120,000**	0
	Total	**0**	**0**	**120,000**	**0**	**0**	**120,000**	

Prior	Funding Sources	26-27	27-28	28-29	29-30	30-31	Total	Future
0	Water Fund	0	0	120,000	0	0	**120,000**	0
	Total	**0**	**0**	**120,000**	**0**	**0**	**120,000**	

Capital Improvement Plan

Soledad, CA

Project #	W27-03
Project Name	La Cuesta Storage Facility/Office

Total Project Cost	$35,000	Department	Water
Type	Improvement	Category	Water Distribution
Priority	2 High	Phase	1st Year
Status	Active		

Description

This project includes erecting or purchasing a storage facility

Life to Date Budget Utilization

$0 of $35,000 (0%)

Prior	Expenditures	26-27	27-28	28-29	29-30	30-31	Total	Future
0	Construction	0	0	0	35,000	0	**35,000**	0
	Total	**0**	**0**	**0**	**35,000**	**0**	**35,000**	

Prior	Funding Sources	26-27	27-28	28-29	29-30	30-31	Total	Future
0	Water Fund	0	0	0	35,000	0	**35,000**	0
	Total	**0**	**0**	**0**	**35,000**	**0**	**35,000**	

Capital Improvement Plan

Soledad, CA

Project #	W27-06
Project Name	Water Filling Station

Total Project Cost	$120,000	Department	Water
Type	Improvement	Category	Water Distribution
Priority	3 Moderate	Phase	1st Year
Status	Active		

Description

Ag water sales through dedicated fill stations instead of blocking streets and fire hydrants,

Life to Date Budget Utilization

$0 of $120,000 (0%)

Prior	Expenditures	26-27	27-28	28-29	29-30	30-31	Total	Future
0	Construction	0	120,000	0	0	0	**120,000**	0
	Total	**0**	**120,000**	**0**	**0**	**0**	**120,000**	

Prior	Funding Sources	26-27	27-28	28-29	29-30	30-31	Total	Future
0	Water Fund	0	120,000	0	0	0	**120,000**	0
	Total	**0**	**120,000**	**0**	**0**	**0**	**120,000**	

Capital Improvement Plan

Soledad, CA

Project #	W27-09
Project Name	Vosti Raised Water Tower

Total Project Cost	$300,000	Department	Water
Type	Equipment	Category	Water Distribution
Priority	3 Moderate	Status	Active

Description

Project includes the removal of the existing raised water tower located near Vosti

Life to Date Budget Utilization

$0 of $300,000 (0%)

Prior	Expenditures	26-27	27-28	28-29	29-30	30-31	Total	Future
0	Construction	0	0	0	300,000	0	**300,000**	0
	Total	**0**	**0**	**0**	**300,000**	**0**	**300,000**	

Prior	Funding Sources	26-27	27-28	28-29	29-30	30-31	Total	Future
0	Water Fund	0	0	0	300,000	0	**300,000**	0
	Total	**0**	**0**	**0**	**300,000**	**0**	**300,000**	

Capital Improvement Plan

Soledad, CA

Project #	W27-10
Project Name	Water Distribution Generators

Total Project Cost	$1,920,000	Department	Water
Type	Equipment	Category	Water Distribution
Priority	3 Moderate	Phase	1st Year
Status	Active		

Description

This project includes replacing the generators at Wells 6,7,9,10 and the La Cuesta Tanks.

Life to Date Budget Utilization

$0 of $1,920,000 (0%)

Prior	Expenditures	26-27	27-28	28-29	29-30	30-31	Total	Future
0	Construction Management	0	0	160,000	0	0	**160,000**	1,600,000
	Design	0	0	160,000	0	0	**160,000**	
	Total	**0**	**0**	**320,000**	**0**	**0**	**320,000**	

Prior	Funding Sources	26-27	27-28	28-29	29-30	30-31	Total	Future
0	-	-	-	-	-	-	-	1,920,000

Capital Improvement Plan

Soledad, CA

Project #	W28-01
Project Name	Pressure Reducing Valves

Total Project Cost	$42,000	Department	Water
Type	Maintenance	Category	Water Distribution
Priority	2 High	Status	Active

Description

Adding pressure reducing valves to Orchard Lane and San Vicente

Life to Date Budget Utilization

$0 of $42,000 (0%)

Prior	Expenditures	26-27	27-28	28-29	29-30	30-31	Total	Future
0	Construction	0	0	42,000	0	0	**42,000**	0
	Total	**0**	**0**	**42,000**	**0**	**0**	**42,000**	

Prior	Funding Sources	26-27	27-28	28-29	29-30	30-31	Total	Future
0	Water Fund	0	0	42,000	0	0	**42,000**	0
	Total	**0**	**0**	**42,000**	**0**	**0**	**42,000**	

POSITION ALLOCATION - FY 2026/27
AUTHORIZED POSITIONS BY FISCAL YEAR

Exhibit "B"

DEPARTMENT	2024-25	2025-26	2026-27	CLASSIFICATION
CITY COUNCIL	1.00	1.00	1.00	Mayor
	4.00	4.00	4.00	Council Member
	5.00	**5.00**	**5.00**	**TOTAL - COUNCIL**
PLANNING COMM	5.00	5.00	5.00	Planning Commissioner
	5.00	**5.00**	**5.00**	**TOTAL - PLANNING COMMISSIONER**
TUT OVERSIGHT COMM	0.00	7.00	7.00	Committee Member
	0.00	**7.00**	**7.00**	**TOTAL - TUT OVERSIGHT COMMITTEE MEMBER**
ADMINISTRATION	1.00	1.00	1.00	City Manager
	0.00	1.00	1.00	Assistant City Manager
	1.00	1.00	1.00	Executive Assistant to the City Manager
	1.00	1.00	1.00	Human Resources Manager
	0.80	0.80	0.80	Administrative Assistant (Confidential)
	3.80	**4.80**	**4.80**	**TOTAL - ADMINISTRATION**
COMMUNITY & ECONOMIC DEV	1.00	1.00	1.00	Community/Economic Development Director
	1.00	1.00	1.00	Economic Development Coordinator
	1.00	0.00	0.00	Administrative Assistant (reclassified to DPT)
	1.00	1.00	1.00	Management Analyst
	1.00	1.00	1.00	Senior Planner
	0.00	1.00	*1.00*	Homeless Services Coordinator *(Grant-Funded)*
	1.00	0.00	0.00	Building Permit Technician (reclassified to DPT)
	0.00	2.00	2.00	Development Permit Technician
	6.00	**7.00**	***7.00***	**TOTAL - COMMUNITY & ECONOMIC DEV**
COMMUNITY ENGAGEMENT	1.00	1.00	1.00	Community Engagement Manager
	1.00	1.00	1.00	Community Engagement Coordinator
	2.00	**2.00**	**2.00**	**TOTAL - COMMUNITY ENGAGEMENT**
FINANCE	1.00	1.00	1.00	Management Analyst
	2.00	2.00	2.00	Customer Service Utility Billing Technician
	3.00	**3.00**	**3.00**	**TOTAL - FINANCE**
INFORMATION TECHNOLOGY	1.00	1.00	1.00	Director of Information Technology
	1.00	1.00	1.00	Information Technology Technician
	2.00	**2.00**	**2.00**	**INFORMATION TECHNOLOGY**
POLICE	1.00	1.00	1.00	Police Chief
	1.00	1.00	1.00	Deputy Police Chief
	0.00	1.00	1.00	Police Lieutenant
	5.00	4.00	4.00	Police Sergeant
	13.00	13.00	13.00	Police Officer
	1.00	1.00	1.00	Police Administrative Services Manager
	1.00	1.00	1.00	Police Records Supervisor
	1.00	1.00	1.00	Property and Evidence Supervisor
	3.00	3.00	3.00	Community Services Officer
	0.00	0.00	0.00	Office Specialist (unfund FY 24/25; reclassified to higher level class)
	1.00	1.00	1.00	Victim Assistance Advocate
	27.00	**27.00**	**27.00**	**TOTAL - POLICE**
RECREATION	1.00	1.00	1.00	Parks and Recreation Director
	0.00	0.00	0.00	Recreation Manager
	1.00	1.00	1.00	Recreation Supervisor
	2.00	2.00	2.00	Recreation Program Coordinator
	4.00	**4.00**	**4.00**	**TOTAL - RECREATION**

POSITION ALLOCATION - FY 2026/27
AUTHORIZED POSITIONS BY FISCAL YEAR

Exhibit "B"

DEPARTMENT	2024-25	2025-26	2026-27	CLASSIFICATION
PUBLIC WORKS	1.00	1.00	1.00	Public Works Director
	2.00	2.00	2.00	Public Works Manager
	1.00	1.00	1.00	Management Analyst
	7.00	7.00	7.00	Maintenance Worker
	1.00	1.00	1.00	Senior Maintenance Worker
	1.00	1.00	1.00	Maintenance/Mechanic
	1.00	1.00	1.00	Fleet Mechanic
	1.00	1.00	1.00	Executive Assistant
	1.00	0.00	0.00	City Engineer (Flexible Staffing)
	0.00	1.00	1.00	Construction/Project Manager
	2.00	1.00	1.00	Assistant Engineer/Associate Engineer
	1.00	0.00	0.00	Maintenance Manager
	19.00	**17.00**	**17.00**	**TOTAL - PUBLIC WORKS**
(Water/Wastewater)	0.00	0.00	0.00	Senior Water System Operator
	0.00	1.00	1.00	Water Resources Manager (Flexible Staffing to CE)
	4.00	4.00	4.00	Water System Operator
	1.00	1.00	1.00	Water Reclamation Chief Plant Operator
				Water Reclamation Operator II
	6.00	6.00	6.00	Water Reclamation Operator I
				Water Reclamation Operator-in-Training (1-assigned to WW Collect)
	2.00	2.00	2.00	Water Reclamation Shift Supervisor
	1.00	1.00	1.00	Wastewater Collections System Supervisor
	1.00	2.00	2.00	Utility Maintenance Mechanic
	1.00	1.00	1.00	Senior Utility Maintenance Mechanic
	0.00	1.00	1.00	Utility Maintenance Supervisor
	1.00	1.00	1.00	Electrician
	1.00	1.00	1.00	Administrative Assistant
	18.00	**21.00**	**21.00**	**TOTAL - PUBLIC WORKS - UTILITIES**
	94.80	**104.80**	**104.80**	**TOTAL AUTHORIZED POSITIONS**
	84.80	**87.80**	**87.80**	**TOTAL FULL-TIME EQUIVALENT (FTE)**

Footnotes:

Approved 8/5/2026 - Reso. No 6398

EXHIBIT "C"

Section One of Classification and Compensation Plan
SUMMARY OF JOB CLASSIFICATIONS AND SALARY SCHEDULE FY 26/27

					FOUR AND ONE-HALF PERCENT STEP ADVANCEMENT								
					MONTHLY SALARY								
Classification	**FLSA Exempt Status**	**See Footnote**	**Salary Range**	**Salary Schedule**	**Step 1**	**Step 2**	**Step 3**	**Step 4**	**Step 5**	**Step 6**	**Step 7**	**Step 8**	**# Auth. Positions**
ELECTED OFFICIAL													
Mayor and City Council	N/A		N/A	N/A	Mayor; $1,050/month and City Council; $950/month								5.00
COUNCIL ELECTED OFFICIAL													
Planning Commission	N/A		N/A	N/A	$150/meeting								5.00
TRANSACTIONS AND USE TAX OVERSIGHT COMMITTEE													
Committee Member	N/A		N/A	N/A	$50/meeting								7.00
EXECUTIVE MANAGEMENT GROUP (EM)													
City Manager	Exempt		N/A	N/A	$21,198.60/month								1.00
Assistant City Manager	Exempt		N/A	N/A	$16,887.37	$17,647.30	$18,441.43	$19,271.29	$20,138.50				1.00
Parks and Recreation Director	Exempt	(3)	78	EM	$11,753.61	$12,282.52	$12,835.24	$13,412.82	$14,016.40				1.00
Community & Economic Development Director	Exempt	(3)	91	EM	$13,867.08	$14,491.10	$15,143.19	$15,824.64	$16,536.75				1.00
Public Works Director	Exempt	(3)	96	EM	$15,085.89	$15,764.75	$16,474.17	$17,215.50	$17,990.20				1.00
Police Chief	Exempt	(3)	86	EM	$15,692.42	$16,398.58	$17,136.52	$17,907.66	$18,713.50				1.00
UNREPRESENTED CONFIDENTIAL GROUP (CF)													
Administrative Assistant (Confidential)		(1)	52	CF	$5,217.03	$5,451.80	$5,697.13	$5,953.50	$6,221.41				0.80
Police Administrative Services Manager	Exempt	(1)	55	CF	$6,616.48	$6,914.22	$7,225.36	$7,550.50	$7,890.27				1.00
Executive Assistant to the City Manager		(1)	58	CF	$7,120.98	$7,441.43	$7,776.29	$8,126.22	$8,491.90				1.00
Management Analyst	Exempt	(1)	62	MM	$8,251.52	$8,622.84	$9,010.87	$9,416.36	$9,840.09				3.00
Human Resources Manager	Exempt	(1)	70	CF	$8,951.55	$9,354.37	$9,775.31	$10,215.20	$10,674.89				1.00
Information Technology Manager	Exempt	(1)	70	CF	$8,951.55	$9,354.37	$9,775.31	$10,215.20	$10,674.89				1.00
Community Engagement Manager	Exempt	(1)	70	CF	$8,951.55	$9,354.37	$9,775.31	$10,215.20	$10,674.89				1.00
Public Works Manager	Exempt	(1)	71	CF	$10,170.48	$10,628.15	$11,106.42	$11,606.21	$12,128.49				2.00
City Engineer	Exempt	(1)	88	CF	$12,189.72	$12,738.26	$13,311.48	$13,910.50	$14,536.47				0.00
Water Resources Manager	Exempt	(1)	88	CF	$12,555.41	$13,120.41	$13,710.83	$14,327.81	$14,972.56				1.00
Police Lieutenant	Exempt	(1)	90	CF	$12,683.68	$13,254.45	$13,850.90	$14,474.19	$15,125.53				1.00
Deputy Police Chief	Exempt	(1)	83	CF	$13,100.17	$13,689.68	$14,305.71	$14,949.47	$15,622.20				1.00
PROFESSIONAL/MID-MGMT (MM)													
Police Records Supervisor		(1)	47	MM	$5,721.17	$5,978.63	$6,247.66	$6,528.81	$6,822.61				1.00
Property and Evidence Supervisor		(1)	47	MM	$5,721.17	$5,978.63	$6,247.66	$6,528.81	$6,822.61				1.00
Information Technology Technician		(1)	47	MM	$5,721.17	$5,978.63	$6,247.66	$6,528.81	$6,822.61				1.00
Assistant Planner		(1)	48	MM	$5,693.40	$5,949.60	$6,217.34	$6,497.12	$6,789.49				0.00
Economic Development Coordinator	Exempt	(1)	52	MM	$6,465.28	$6,745.53	$7,060.25	$7,377.96	$7,709.97				1.00
Community Engagement Coordinator	Exempt	(1)	52	MM	$6,465.28	$6,745.53	$7,060.25	$7,377.96	$7,709.97				1.00
Homeless Services Coordinator (Grant-Funded through 6/30/27)	Exempt	(1)	52	MM	$6,465.28	$6,745.53	$7,060.25	$7,377.96	$7,709.97				1.00
Associate Planner	Exempt	(1)	52	MM	$6,465.28	$6,745.53	$7,060.25	$7,377.96	$7,709.97				0.00
Recreation Supervisor	Exempt	(1)	55	MM	$6,489.25	$6,781.27	$7,086.42	$7,405.31	$7,738.55				1.00

Approved 8/5/2026 - Reso. No 6398

EXHIBIT "C"

Section One of Classification and Compensation Plan
SUMMARY OF JOB CLASSIFICATIONS AND SALARY SCHEDULE FY 26/27

					FOUR AND ONE-HALF PERCENT STEP ADVANCEMENT								
					MONTHLY SALARY								
Classification	**FLSA Exempt Status**	**See Footnote**	**Salary Range**	**Salary Schedule**	**Step 1**	**Step 2**	**Step 3**	**Step 4**	**Step 5**	**Step 6**	**Step 7**	**Step 8**	**# Auth. Positions**
Assistant Engineer		(1)	66	MM	$7,058.56	$7,376.20	$7,708.13	$8,054.99	$8,417.47				1.00
Laboratory Analyst	Exempt	(1)	56	MM	$6,702.53	$7,004.15	$7,319.33	$7,648.70	$7,992.89				0.00
Utility Maintenance Supervisor		(1)	59	MM	$7,666.92	$8,011.93	$8,372.47	$8,749.23	$9,142.94				1.00
Wastewater Collections System Supervisor		(1)	59	MM	$7,666.92	$8,011.93	$8,372.47	$8,749.23	$9,142.94				1.00
Water Reclamation Shift Supervisor		(1)	59	MM	$7,666.92	$8,011.93	$8,372.47	$8,749.23	$9,142.94				2.00
Senior Planner	Exempt	(1)	67	MM	$8,277.38	$8,649.86	$9,039.10	$9,445.86	$9,870.93				1.00
Laboratory Director	Exempt	(1)	67	MM	$8,277.38	$8,649.86	$9,039.10	$9,445.86	$9,870.93				0.00
Building Official	Exempt	(1)	69	MM	$8,277.38	$8,649.86	$9,039.10	$9,445.86	$9,870.93				0.00
Engineering Project Manager	Exempt	(1)	67	MM	$8,277.38	$8,649.86	$9,039.10	$9,445.86	$9,870.93				1.00
Associate Civil Engineer	Exempt	(1)	78	MM	$9,459.15	$9,884.81	$10,329.63	$10,794.46	$11,280.21				0.00
Water Reclamation Chief Plant Operator	Exempt	(1)	72	MM	$9,827.27	$10,269.49	$10,731.62	$11,214.54	$11,719.20				1.00
CLASSIFIED (CL)													
Maintenance Worker		(1)	38	CL	$4,844.39	$5,062.39	$5,290.20	$5,528.25	$5,777.03				7.00
Customer Service Utility Billing Technician		(1)	39	CL	$4,962.55	$5,185.86	$5,419.22	$5,663.09	$5,917.93				2.00
Administrative Assistant		(1)	39	CL	$4,962.55	$5,185.86	$5,419.22	$5,663.09	$5,917.93				1.00
Recreation Program Coordinator		(1)	39	CL	$4,962.55	$5,185.86	$5,419.22	$5,663.09	$5,917.93				2.00
Senior Maintenance Worker		(1)	41	CL	$5,210.67	$5,445.15	$5,690.19	$5,946.24	$6,213.83				1.00
Mechanic/Maintenance Worker		(1)	43	CL	$5,471.21	$5,717.41	$5,974.70	$6,243.56	$6,524.52				1.00
Community Services Officer		(1)	46	CL	$5,494.76	$5,742.02	$6,000.41	$6,270.43	$6,552.60				3.00
Victim Assistance Advocate		(1)	46	CL	$5,494.76	$5,742.02	$6,000.41	$6,270.43	$6,552.60				1.00
Development Services Technician		(1)	48	CL	$5,491.62	$5,738.74	$5,996.98	$6,266.85	$6,548.86				2.00
Utility Maintenance Mechanic		(1)	49	CL	$5,910.21	$6,176.17	$6,454.10	$6,744.54	$7,048.04				2.00
Fleet Mechanic		(1)	50	CL	$5,939.19	$6,206.45	$6,485.74	$6,777.60	$7,082.59				1.00
Electrician		(1)	51	CL	$6,650.29	$6,949.55	$7,262.28	$7,589.08	$7,930.59				1.00
Senior Utility Maintenance Mechanic		(1)	51	CL	$6,650.29	$6,949.55	$7,262.28	$7,589.08	$7,930.59				1.00
Water Systems Operator		(1)	51	CL	$6,650.29	$6,949.55	$7,262.28	$7,589.08	$7,930.59				4.00
Executive Assistant		(1)	53	CL	$6,388.25	$6,675.72	$6,976.12	$7,290.05	$7,618.10				1.00
Water Reclamation Operator-In-Training		(1)	38	CL	$4,844.39	$5,062.39	$5,290.20	$5,528.25	$5,777.03				6.00
Water Reclamation Operator I		(1)	45	CL	$5,744.77	$6,003.28	$6,273.43	$6,555.73	$6,850.74				
Water Reclamation Operator II		(1)	51	CL	$6,650.29	$6,949.55	$7,262.28	$7,589.08	$7,930.59				
POLICE SERGEANT (PS)													
Police Sergeant*		(2)	59	PS	$10,344.32	$10,809.82	$11,296.26	$11,804.59	$12,335.80	$12,890.91	$13,471.00	$14,077.19	4.00
POLICE OFFICER (PO)													
Police Officer		(2)	45	PO	$7,526.43	$7,865.12	$8,219.05	$8,588.91	$8,975.41				13.00
Police Officer II*		(2)	45	PO	$7,526.43	$7,865.12	$8,219.05	$8,588.91	$8,975.41	$9,379.30	$9,801.37	$10,242.43	
SEASONAL/PART-TIME (HOURLY RATE)													

Approved 8/5/2026 - Reso. No 6398

EXHIBIT "C"

Section One of Classification and Compensation Plan
SUMMARY OF JOB CLASSIFICATIONS AND SALARY SCHEDULE FY 26/27

					FOUR AND ONE-HALF PERCENT STEP ADVANCEMENT								
					MONTHLY SALARY								
Classification	**FLSA Exempt Status**	**See Footnote**	**Salary Range**	**Salary Schedule**	**Step 1**	**Step 2**	**Step 3**	**Step 4**	**Step 5**	**Step 6**	**Step 7**	**Step 8**	**# Auth. Positions**
Police Cadet - Trainee					$27.00								
Intern/Youth Commissioner					$16.90	$17.66	$18.46	$19.29	$20.15				
Facility Custodial Lead					$18.00	$18.81	$19.66	$20.54	$21.47				
Recreation Instructor					$18.50	$19.33	$20.20	$21.11	$22.06				
Recreation Leader II					$17.40	$18.18	$19.00	$19.86	$20.75				
Recreation Leader I					$16.90	$17.66	$18.46	$19.29	$20.15				
Recreation Program Assistant					$20.00	$20.90	$21.84	$22.82	$23.85				
Program Instructor II					$24.00	$25.08	$26.21	$27.39	$28.62				
Program Instructor III					$27.00	$28.22	$29.48	$30.81	$32.20				
												Total Authorized Positions:	**104.80**
												Total FTEs:	**87.80**

Footnotes:

* Upon completion of Employee's 5th year of service in Police Officer or Police Sergeant classification, Employee will be eligible to receive 3 future step increases

(1) Pursuant to Resolution No. 6245/ SA-2025-01, effective 7/4/26, three percent (3%) COLA increase for Unrepresented and Confidential classifications, Professional/Mid-Management Unit classifications, and General Unit classification.

(2) Pursuant to Resolution No. 6245/ SA-2025-01, effective 7/4/26, three and one quarter percent (3.25%) COLA increase for Police Sergeant and Police Officer classifications.

(3) Pursuant to Resolution No. xxxx, effective 7/4/26, three percent (3%) COLA increase for certain Executive Management classifications.

Exhibit D

City of Soledad
Proposition 4 General Fund Appropriations Limitations for
Fiscal Year 2026-2027

1	Fiscal year 2025-26 Appropriations limit established by resolution	$35,976,859
2	Population Estimate – Department of Finance (Jan 1, 2025)	20,434*
3	Population Estimate – Department of Finance (Jan 1, 2026)	20,494*
4	Population conversion factor (1.049+100/100)	1.0495
5	Per Capita Personal Income Index (0.29+100/100)	1.0029
6	Calculation of Factor (line 4 x line 5)	1.0525
7	Fiscal Year 2026-27 Appropriation Limit	$37,865,644
8	Appropriation Subject to the limitation	$12,276,046
9	Amount under the limitation	$25,589,598

Notes:
* Used modified population figures from the Department of Finance Letter dated May 2026.

FY 2026-2027 Budget Presentation

Megan Hunter, City Manager

Mike Howard, Assistant City Manager

City Council

Wednesday, August 19, 2026

Budget Presentation

A lot continues to Happen in Soledad!

$56,553,887 Operating Budget

Alignment of the 2026 City Council Strategic Goals and feedback from public outreach

Budget Message

Economic uncertainty continues to persist, now with the current war and the relocation of major companies out of California

Modest increase in property tax with continued slowing in sales tax and development

Budget pressure as costs continue to increase faster than revenue in the long term

Increased staffing and capital costs

Deferred capital needs for Soledad are significant for General Fund facilities

CAL FIRE staffing at three personnel per shift

Budget Message

Advanced major economic development at Soledad Marketplace

- Tractor Supply, Wingstop, Quick Quack Car Wash

Expanded support for local business and entrepreneurs

Secured a $300,000 CDBG Planning Grant for the Container Village

Established Sendero, a 16-bed interim housing facility

Advanced more that 250 new housing units

Developed City's First-Time Homebuyer program

Began construction of the City's Recycled Water Project

Secured funding for major sustainability and infrastructure initiatives

Completed Phase I of the Community Center renovation

Adopted the City's Parks and Recreation Master Plan

Improved pedestrian and roadway safety

Secured a $300,000 Clean California Grant

Strengthened City operations and public safety capacity

Improved long-term planning, transparency, and civic engagement

Secured nearly $5 million in grants.

Future Budget Risks and Opportunities

- Expiration of Measure Y in 2032 – 15% of the General Fund
- CAL FIRE increased staffing requirements
- Escalating staff and construction costs that are outpacing fees
- Potential growth of new retail development in the Soledad Marketplace and downtown
- Affordable housing development
- Vacant industrial land for potential development
- Development of Miramonte to add nearly 2,400 houses and neighborhood service commercial projects

Building for the Future

- General Fund Capital Improvement Fund
  - Current balance is projected to be $7.3 million at the end of FY 26-27
  - Support projects not eligible for utility revenues, grants, or impact fees
- 5-Year Capital Improvement Program
  - Ensures the City is able to match expenditures with funding sources
- Future impact fee studies and cost allocation plan
- Water and Sewer Rate Study to ensure rates cover operating and infrastructure maintenance
- Implementation of the Strategic Plan for future budget alignment

Organizational Chart

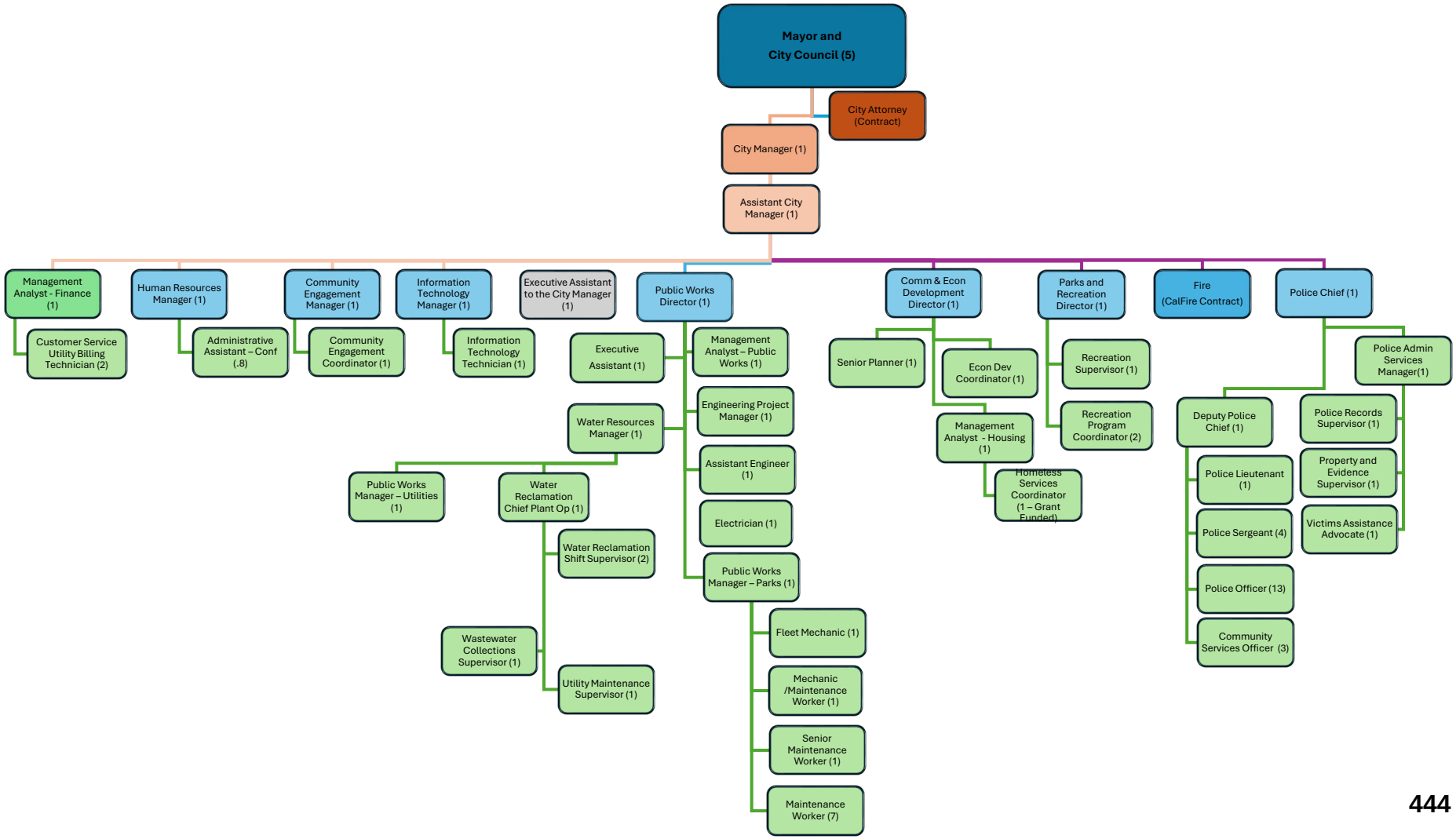

Budget Preparation

The City fiscal year budget is prepared using several sources:

- City Council Strategic Goals
- 2026 Community Budget Survey Results
- 5-year Capital Improvement Plan
  - Master Plans such as Parks, Water, Sewer
- Water and Sewer Rate Plan
- Staff Input with historical data
- State and County estimates

City Council Strategic Goal Pillars

- Economy
- Housing
- Environmental Justice and Equity
- Community Places
- Mobility
- Safety
- Youth
- Health
- Education
- Internal Operations

Budget Outreach

- July 29th – Community Budget Meeting
- August 1st – El Mercadito
- August 4th – National Night Out
- August 8th – Paint the Valley Purple
- Online Survey

Budget Survey Results

With the current fiscal year budget challenges and the need to reduce services, the community was asked what services were most important to them for the City to try and preserve.

PUBLIC SAFETY

- **Response Time – 53%**
- Animal Control – 28%
- Code Enforcement – 17%
- Other – 2% (Speed bumps & Traffic Enforcement)

HOUSING, ECONOMIC & COMMUNITY DEVELOPMENT

- Inspection Frequency – 14%
- Permit Processing Time – 29%
- **Service Delivery – 57%**
  - **In Person – 37%**
  - **Self Service – 20%**

Budget Survey Results – Cont.

RECREATION AND COMMUNITY ENGAGEMENT

- Engagement – 25%
  - In Person – 21%
  - Virtual – 4%
- **Community Events – 46%**
- Community Center Hours – 29%

PARKS & PUBLIC WORKS

- **Clean Facilities – 46%**
- Landscaping Upkeep – 20%
- Public Works Response Time – 27%
- Other – 7% (Road Work & Extra Bathroom Hours)

Budget Survey Results – Cont.

The online survey included an “Other Priorities” write in category, responses included:

What is not in the budget

No new positions, 6 unfunded full-time positions

Positions not funded in the FY 2026-27 budget are:

- IT Manager
- Community Engagement Coordinator
- Recreation Program Coordinator
- Community Service Officer
- Police Officer
- Part-time Staff
- Reduction of Temporary Staff

- Reduction of profession services
  - Increase staff grant management
  - Increase staff construction management
- Elimination of Lobbiest/Grant service contract

Budget Capital Projects

FY 2026-2027 Capital Budget - $20,544,090 ($12,649,412 Grant Funded)

- Reclaimed Water Project
- Water Meter Replacement Project
- Well Rehabilitation and Upgrades
- Water Tank Rehabilitation
- Slurry Seal Project
- Street Restriping
- Pedestrian Safety Enhancements
- West Street Road Diet Project
- Community Center Modernization Upgrades
- Downtown Streetscape

General Fund

Revenue	$15,942,457
City Council	129,266
City Manager/City Clerk	521,687
City Attorney	165,000
Planning/Building	1,394,284
Human Resources	173,646
Information Technology	181,423
Finance	111,164
Police	6,371,149
Fire	3,202,457
Parks	855,023
Public Works	292,539
Recreation	1,101,650
Comm Engagement	103,002
Animals	137,646
Non-Departmental	1,646,725
Total Expenditures	$16,386,661
Use of Reserves	$444,204

General Fund

FY 2025/26

General Fund Allocations - $15,604,362

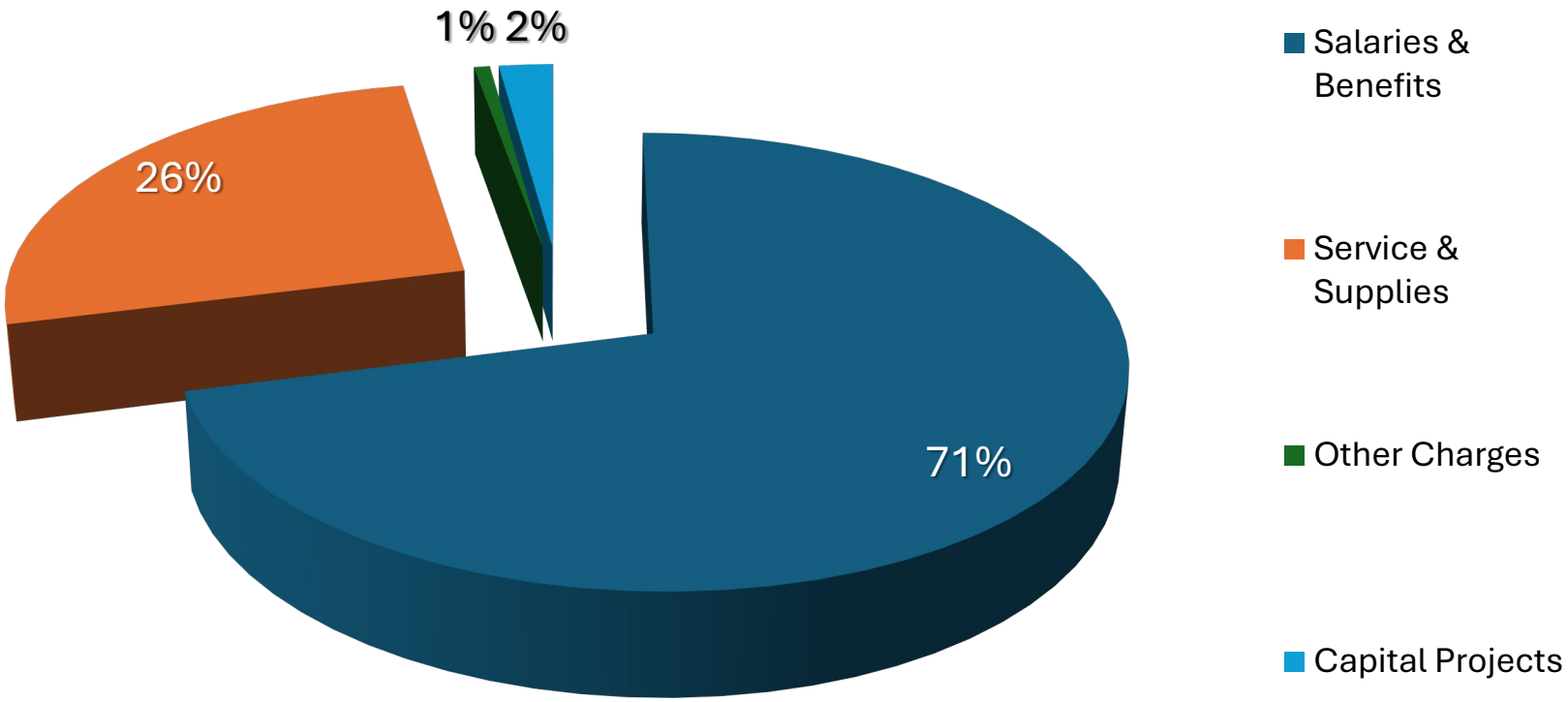

General Fund

FY 2026/27

General Fund Revenues - $15,942,457

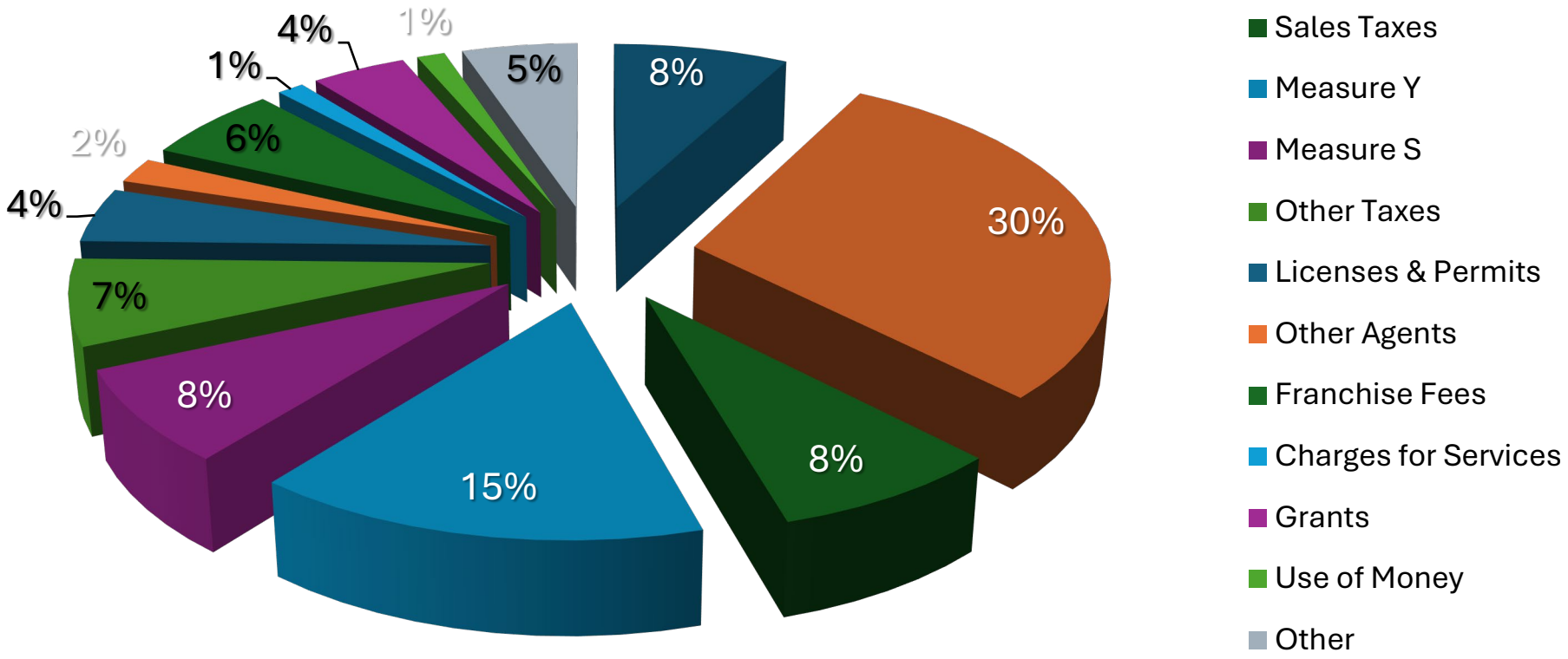

General Fund

FY 2026/27

General Fund Appropriations - $16,386,661

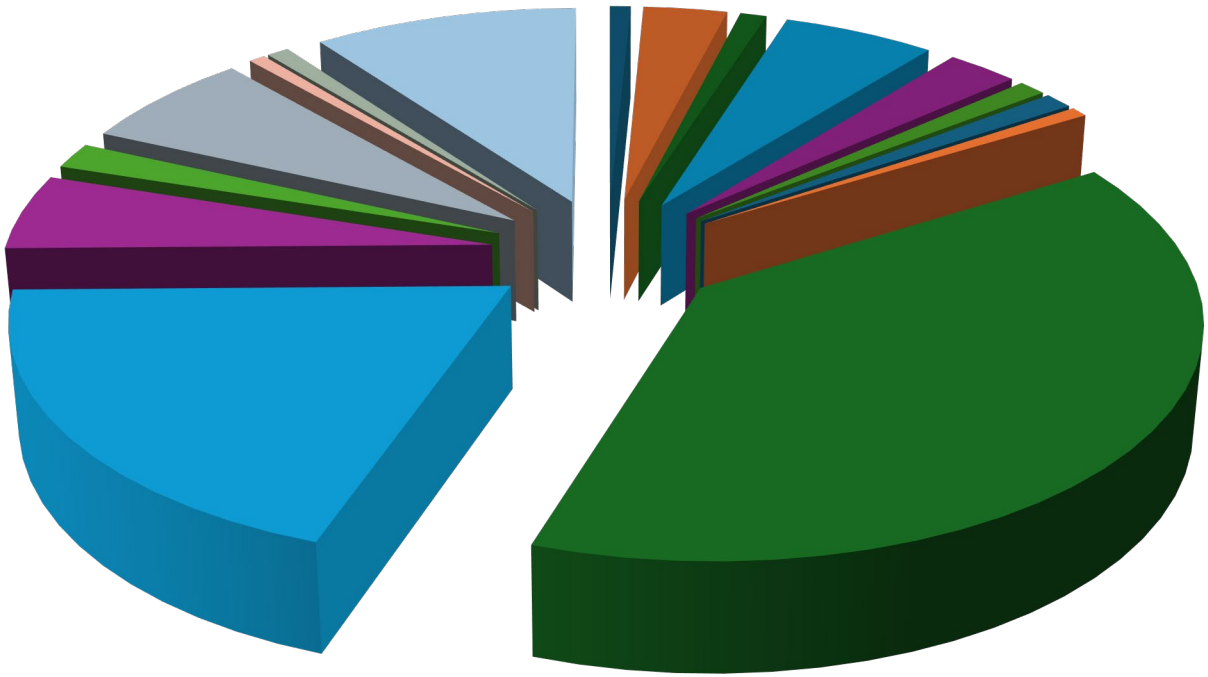

- City Council - 1%
- City Manager - 3%
- City Attorney - 1%
- Planning - 6%
- Building - 3%
- Human Resources - 1%
- Information Tech - 1%
- Finance - 1%
- Police - 39%
- Fire - 19%
- Parks - 5%
- Public Works - 2%
- Recreation - 7%
- Comm Engagement - 1%
- Animals - 1%
- Non-Departmental - 9

General Fund

In June 2022 the City Council amended Administrative Policy/Procedure No 4000-16, to increase the established General Fund Reserve to $2,000,000

In June 2022 the City Council established a General Fund Capital Projects Fund. Projected balance at the end of FY 26-27 is projected to be $7.3 million

General Fund

The FY 25-26 General Fund budget is presented as balanced, using **$444,204** from operating reserves.

If FY 25-26 closes as planned and FY 26-27 goes as anticipated, the General Fund should be approximately **$5,807,896** minus the $2,000,000 Emergency Reserve allocated by the Council, leaving a total of **$3,807,896**.

Review and Analysis

Ongoing challenges:

- Normal revenue increases are not keeping pace with day-to-day expense increases, such as PERS and salary and benefits
- General Fund City infrastructure is aged and in need of maintenance
- Current ongoing General Fund expenses do not allow for reserve set aside
- CAL FIRE increase to 3-0 staffing
- Sunset of Measure Y is approaching (2032)

Measure Y

- Measure Y, the temporary emergency one percent sales tax measure that was placed on the June 2012 election ballot, became effective in October 2012.
  - The 5-year emergency measure was set to sunset in October 2017; however, following voter approval of Measure I in November 2014, it will be extended for an additional 15 years through 2032.
  - Proceeds from Measure Y continue to be essential in preserving City services. It represents about 15% of the General Fund revenue.

- Consistent with the Ordinance that enacted the temporary sales tax measure, the City Council established a 7-member City of Soledad Transaction and Use Tax Oversight Committee.

- Staff's projection for FY 26-27 is **$2,428,000**, an increase of $29,000 over FY 25-26.

Measure Y Allocations

Police:

- Existing positions, overtime, and other items previously committed for funding which includes 7 full-time positions
  - 3 police officers
  - 1 victim advocate
  - 1 Sergeant
  - 1 Lieutenant
  - 1 Community Service Officer
- Continued funding for police vehicles
- Total recommended allocation **$1,395,445**

Fire:

- Partial payment of the City's CAL FIRE contract
- Total recommended allocation **$1,008,275**

Administration:

- CDTFA Administration Costs
- Total recommended allocation **$24,280**

Measure Y

FY 2026/27

Measure Y Appropriations - $2,428,000

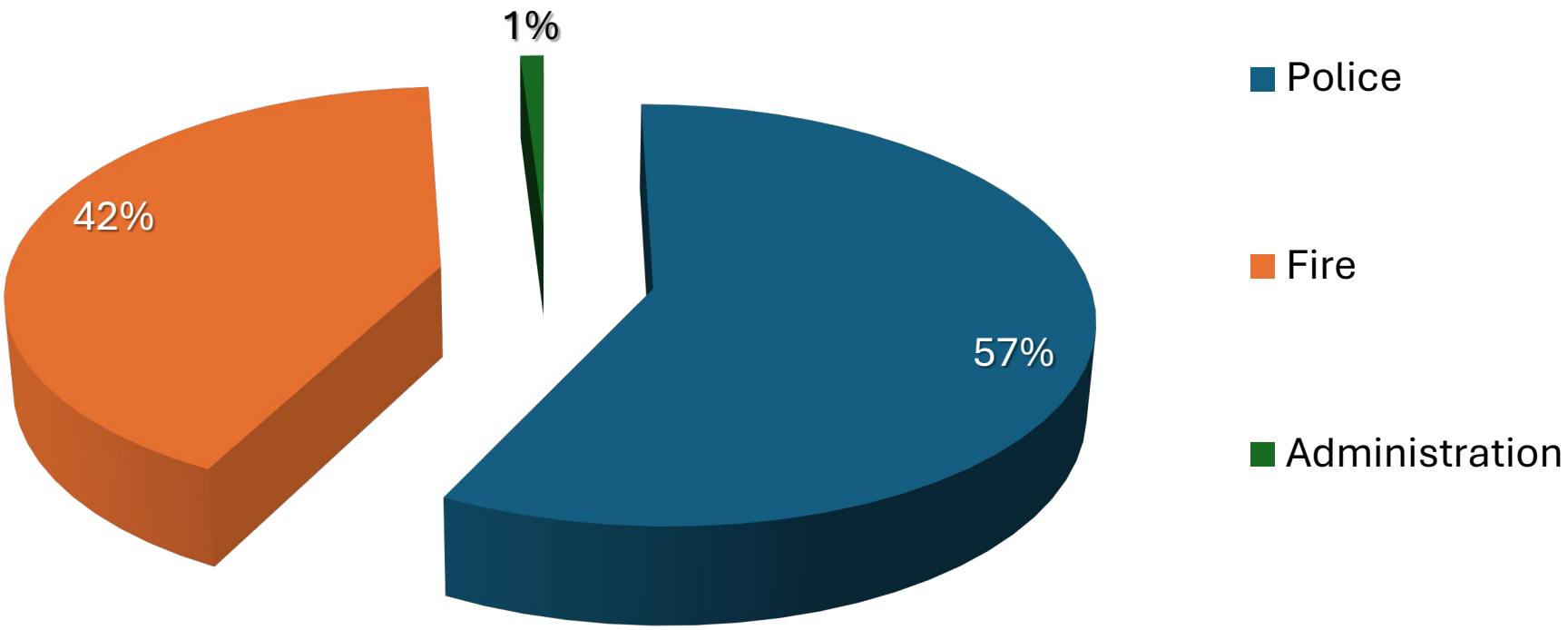

Measure S

- Measure S, the one-half percent sales tax that was placed on the November 2020 election ballot, became effective in April 2021
  - *The measure to fund quality-of-life services for the community is considered a permanent tax*

- The centerpiece of the Measure is the creation of our own Parks & Recreation Department

- Total cost of all Measure S related activities is **$730,461**, net of Recreation and Measure S Revenue. This represents a General Fund additional contribution to fund Measure S related activities

Measure S Allocations

Revenue

- Measure S Revenue – **$1,214,000**
- Recreation Program Revenue – **$265,000**

Parks

- Maintenance of City Parks - **$855,023**

Recreation/Community Center

- Recreation Programs & Community Center Costs - **$1,101,650**

Animal Control

- Animal Control Officer Costs - **$137,646**

Community Engagement

- Community Engagement & Social Media - **$103,002**

Administration:

- CDTFA Administration Costs - **$12,140**

Measure S

FY 2026/27

Measure S Appropriations - $2,209,461

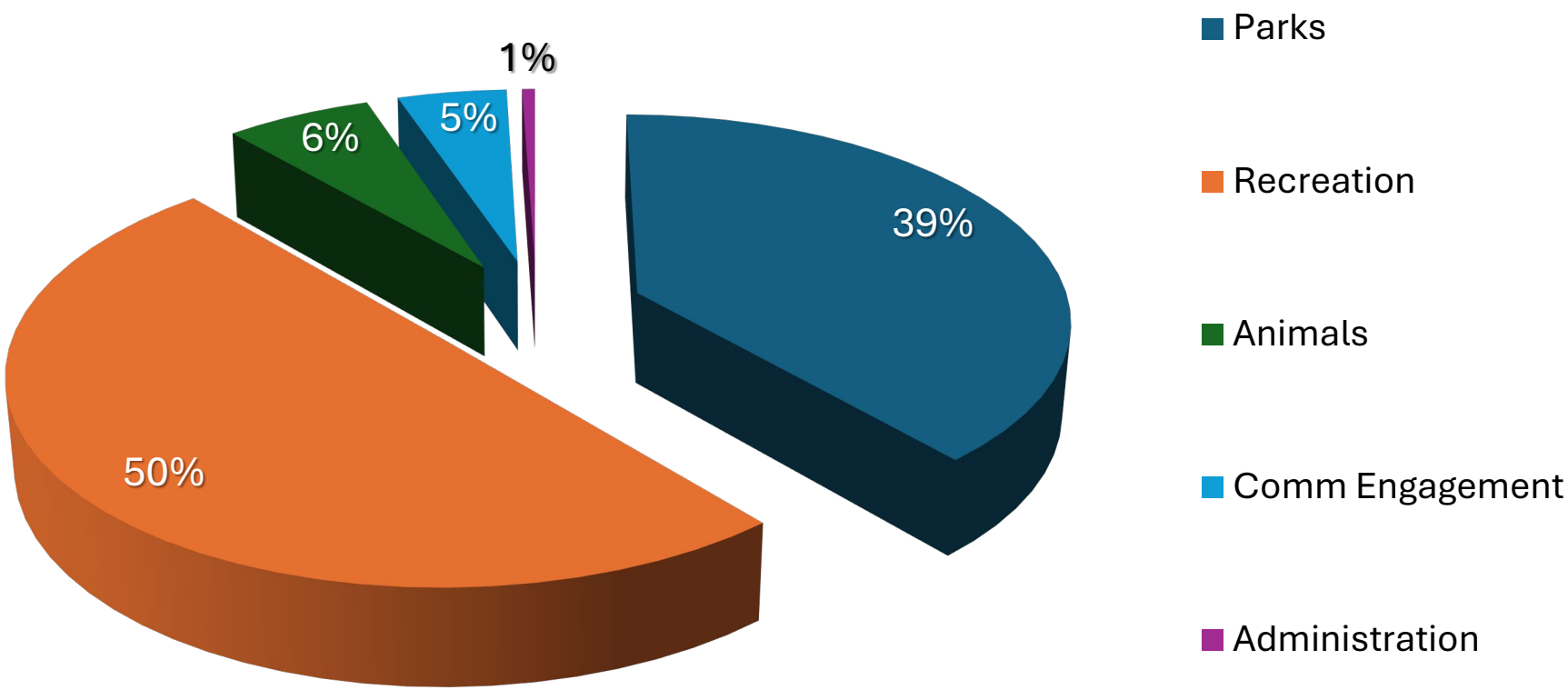

Enterprise Funds

The City has four Enterprise Funds:

- Water
- Wastewater *(Sewer)*
- Solid Waste
- Sanitation

FY 26-27 a new Water, Sewer, and Recycled Water rate study is underway and will be completed during the fiscal year

Water and Wastewater studies have been completed and incorporated into the 5-year CIP Plan

Significant repairs in both system are needed over the next several years

Enterprise Funds - Water

- The Water Fund projected revenues for FY 26-27 are **$5,253,210** with projected expenditures at **$4,971,166**
- Of the total expenditures, **$1,146,233** is related to capital expenditures
- Without the capital expenditures, the fund would have a surplus of **$1,428,277**
- The Water Fund has one remaining debt service loan:
  - 2021 Water System Improvements Note Payable
    - Matures in FY 33-34
    - Remaining principal balance - **$679,110**
    - Debt Service Coverage (Target 1.20) – Actual **15.21%**

Enterprise Funds - Water

FY 2026/27

Water Enterprise Appropriations - $4,971,166

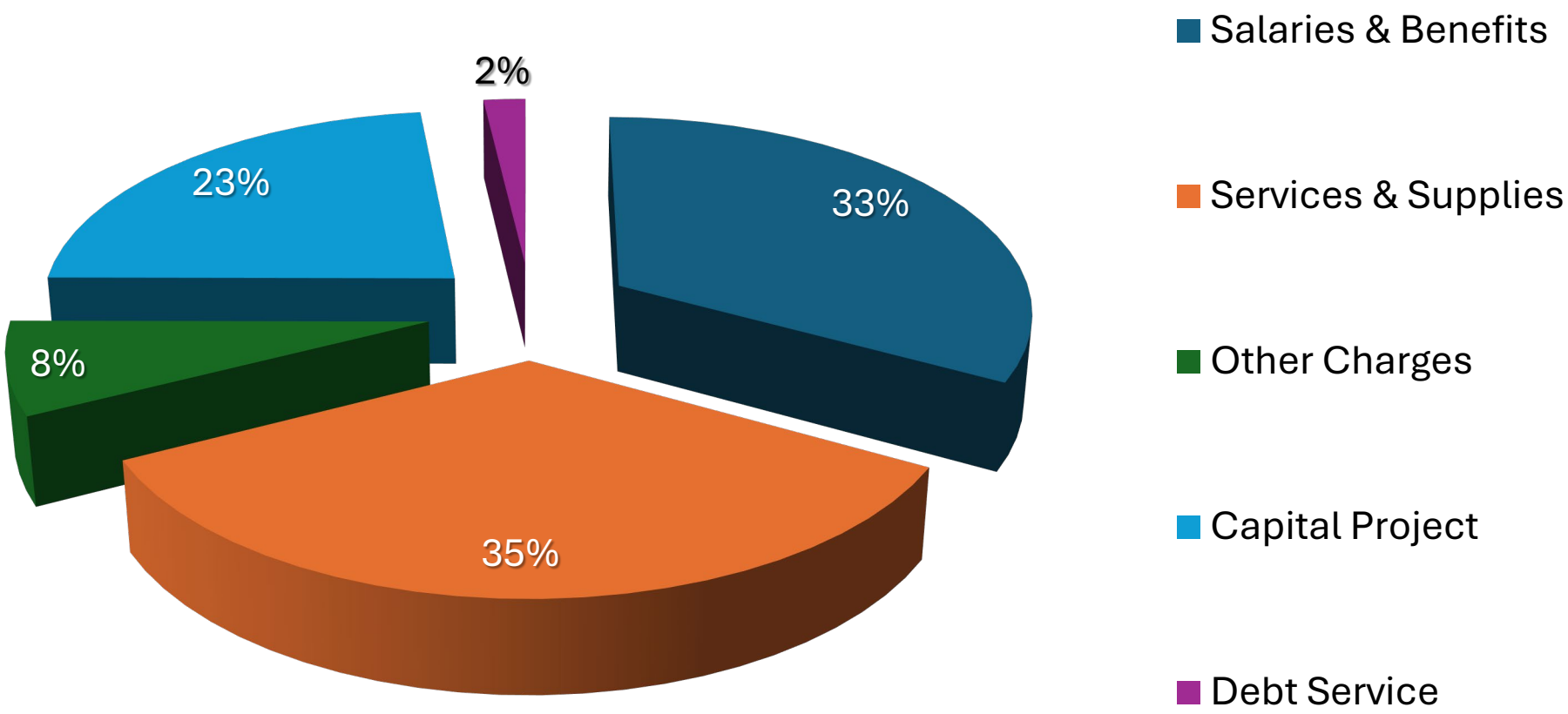

Enterprise Funds - Wastewater

- The Wastewater Fund projected revenues for FY 26-27 are **$8,370,841**, with projected expenditures at **$10,030,163**
- The budget includes capital project spending of **$1,335,500**
- The largest single expenditure item in the Wastewater Fund is the State loan debt service payment of **$1,542,438** annually
- The Wastewater Fund has one remaining debt service loan:
  - 2008 Clean Water State Revolving Fund
    - Matures in FY 39-40
    - Remaining principal balance - **$21,594,133**
    - Annual payment $1,542,438
    - Debt Service Coverage (Target 1.20) – Actual 1.44

Enterprise Funds - Wastewater

FY 2026/27

Wastewater Enterprise Appropriations - $10,030,163

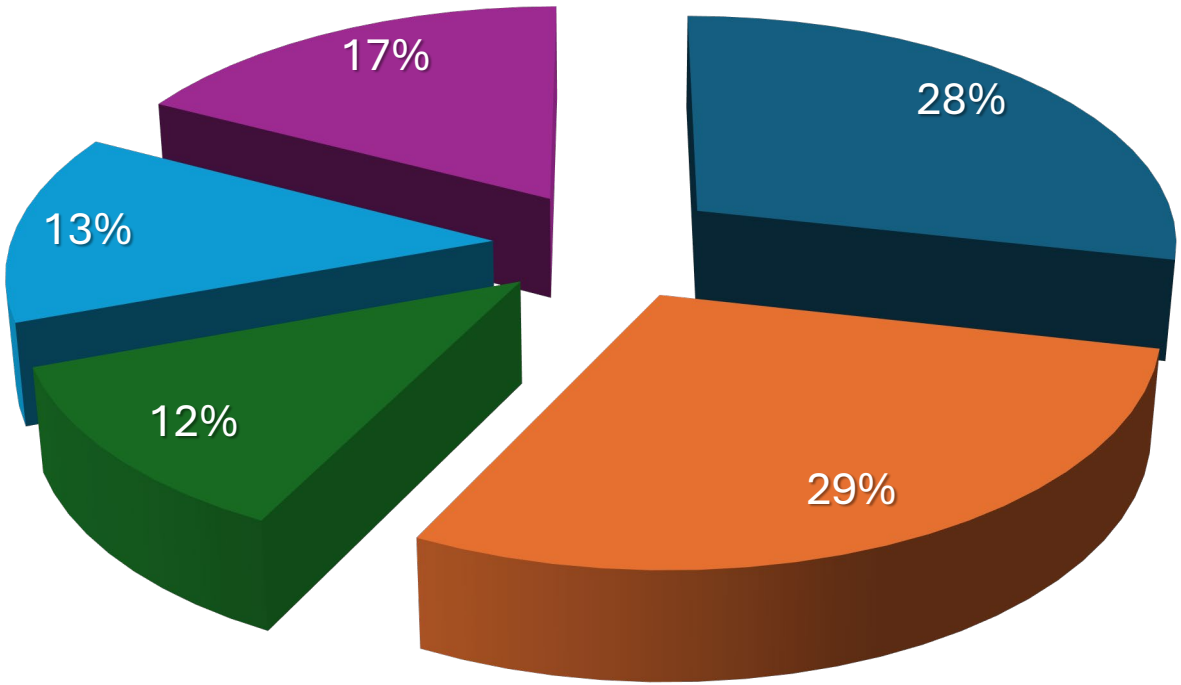

- Salaries & Benefits
- Services & Supplies
- Other Charges
- Capital Project
- Debt Service

Enterprise Funds – Solid Waste

- The Solid Waste Fund projected revenues for FY 25-26 are **$4,980,000,** with projected expenditures and transfers at **$4,680,820**
- At the end of the FY, excess funds are transferred to the General Fund which represents our “Franchise Fee”
- Rates are set by Tri Cities and adopted by City Council annually

Enterprise Funds – Solid Waste

FY 2026/27

Solid Waste Enterprise Appropriations - $4,680,820

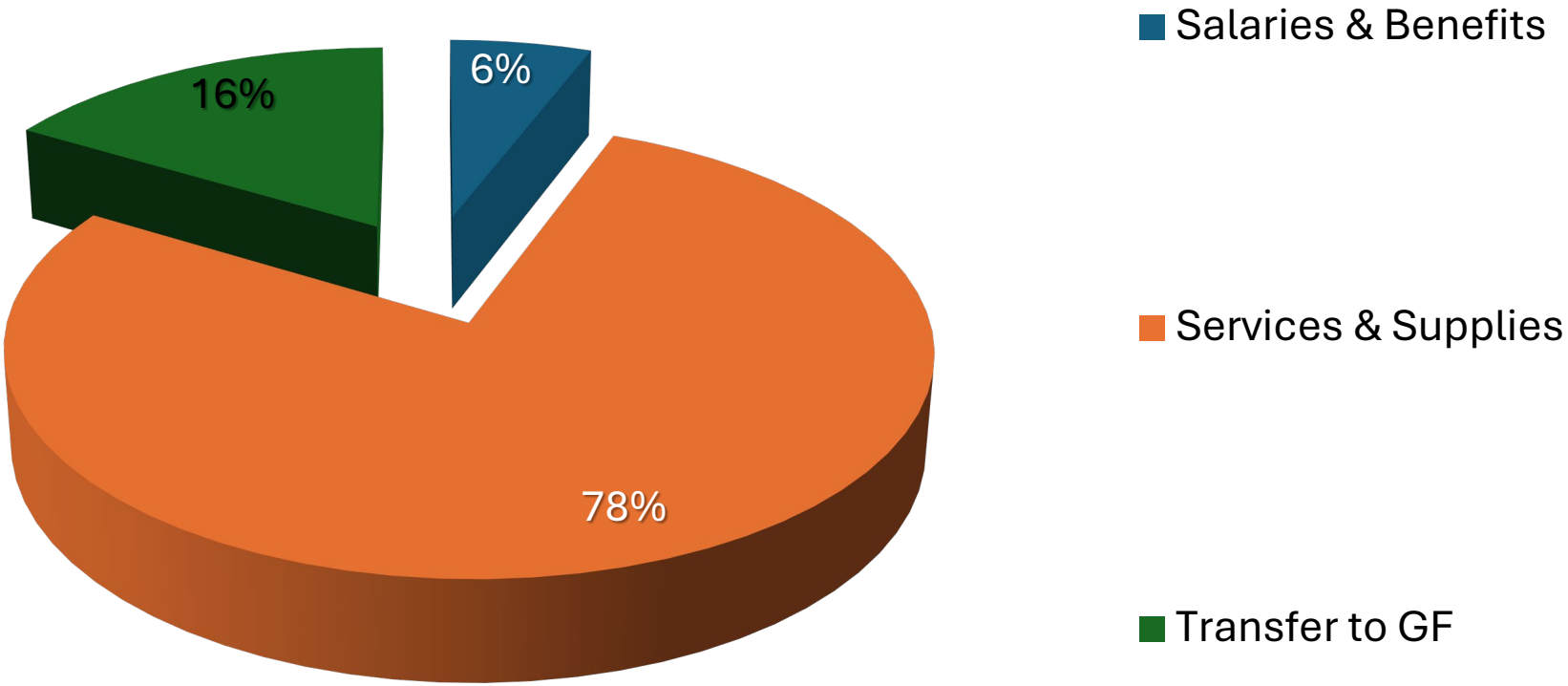

Enterprise Funds - Sanitation

- The Sanitation Fund projected revenues for FY 26-27 are **$371,500** with projected expenditures at **$337,370**
- Current sanitation fee is $6 per month which has been in place since 1993
- Sanitation Fund uses are for graffiti removal, animal control, litter maintenance, and environmental sanitation services

Enterprise Funds - Sanitation

FY 2026/27

Sanitation Enterprise Appropriations - $337,370

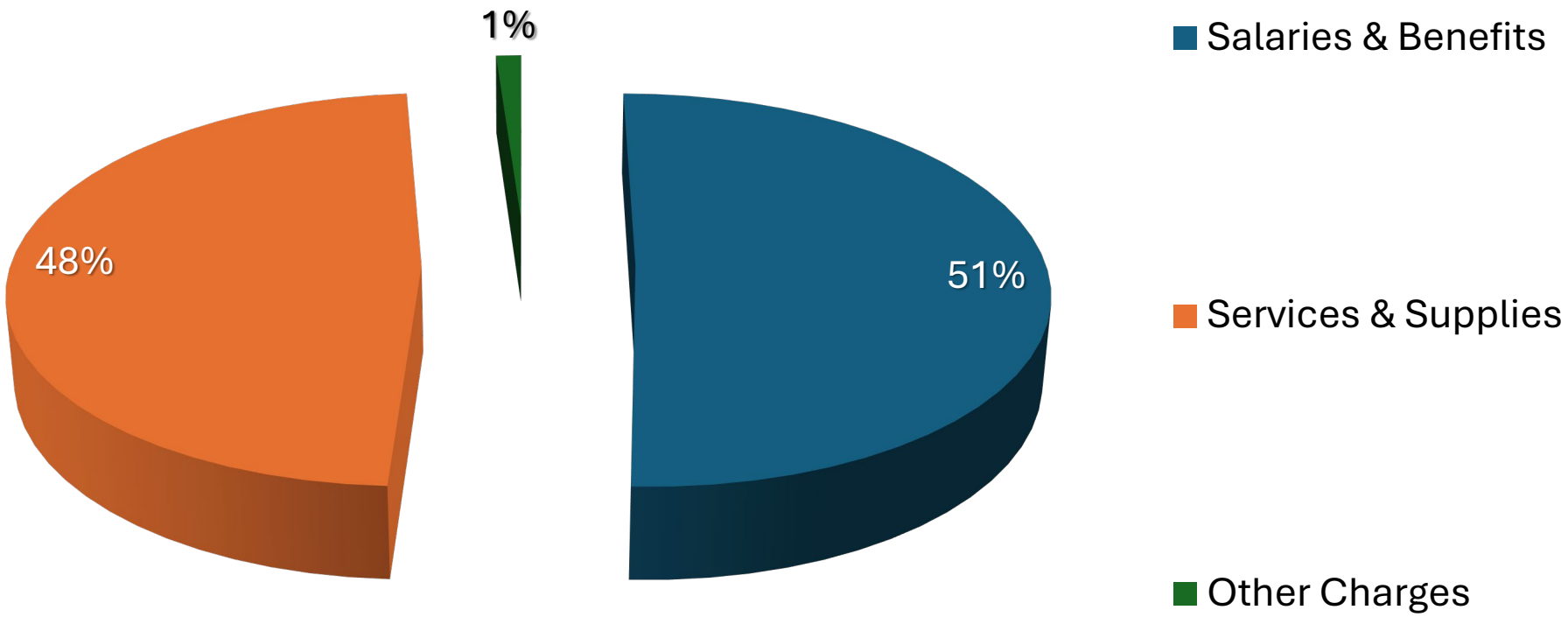

Special Revenue Funds

Special Revenue Funds are funds that can only be used for a specific purpose. They are not General Fund dollars.

The City of Soledad has six classifications of Special Revenue Funds:

- Streets and Transportation
- Community Development
- Public Safety
- Special Assessment Districts
- Impact Fees

Special Revenue Funds

Street and Transportation Funds consist of:

- ***Gas Tax***
  - Used for street maintenance and construction
- ***Gas Tax – SB1***
  - Used for specific projects as indicated annually by the City and sent to the State
- ***Measure X*** *(TAMC Sales Tax Measure)*
  - Used for street maintenance and street projects within the City of Soledad

Special Revenue Funds

Community Development Funds consist of:

- ***Program Income – Home and CDBG***
  - Funds used for future housing/business projects
- ***CDBG Grants***
  - Funds used for the specific purpose of the grant
- ***Recycled Water Project***
  - Funds to be used for system installation

Special Revenue Funds

Public Safety Funds consist of:

- ***Traffic Safety Fund (Proposition 172)***
  - Funds used for Public Safety
  - Police Department vehicle leases
- ***Asset Forfeitures – Police***
  - When released the funds can only be used for police expenditures
- ***Vehicle Abatement***
  - Used for Code Enforcement related expenditures
- ***Fire EMS (CSA 74)***
  - Used for Fire equipment and supplies

Special Revenue Funds

Special Assessment District Funds consist of:

- The Vineyards
- Rancho San Vicente
- Diamond Ridge
- Miravale / Orchard

- Special Assessments are used for park maintenance, regular maintenance and debt service for infrastructure.
- Rates are established through an Engineers Report and adopted by City Council annually.

Special Revenue Funds – Impact Fees

- Impact Fee Funds consist of:
  - Park
  - Police (Legacy)
  - Fire (Legacy)
  - General Government
  - Transportation
  - Storm Drain
  - Public Safety (New combined Police & Fire)
  - Water
  - Wastewater

- Impact Fees provide insight into the "growth" of the City, as developers pay these fees to enable the City to expand the necessary infrastructure resulting from that growth.
- Expenditures are categorized as Capital Projects and may only be utilized for the development of new or enhanced services. They cannot be used for the maintenance of existing infrastructure.
- Projects in the proposed FY budget are in the Parks Impact Fund, General Facility Impact Fund, and Traffic Impact Fund

Successor Agency Funds

- In 2011, the Governor of California dissolved Redevelopment Agencies. Since then, we have been winding down the activities of the Former Soledad Redevelopment Agency.

- The Successor Agency to the former RDA is now a Private Purpose Trust.
  - Primary activities are the development of the former RDA and Debt Service payments.

- The Successor Housing Fund is a City Fund.
  - Funds can be used for future low-income housing projects.

- A “Last and Final” ROPS was submitted and approved by the Department of Finance

Successor Agency Funds

The Successor Agency to the former RDA has two current outstanding debt service bonds. These bonds were refunded in 2016 and resulted in savings in excess of **$4 million**

- 2016A TARB – Matures in FY 2028-2029
  - Current outstanding principal - **$1,170,000**
- 2016B TARB – Matures in FY 2032-2033
  - Current outstanding principal - **$5,745,000**

Successor Agency Funds

FY 2026/27

Successor Agency Appropriations - $1,234,289

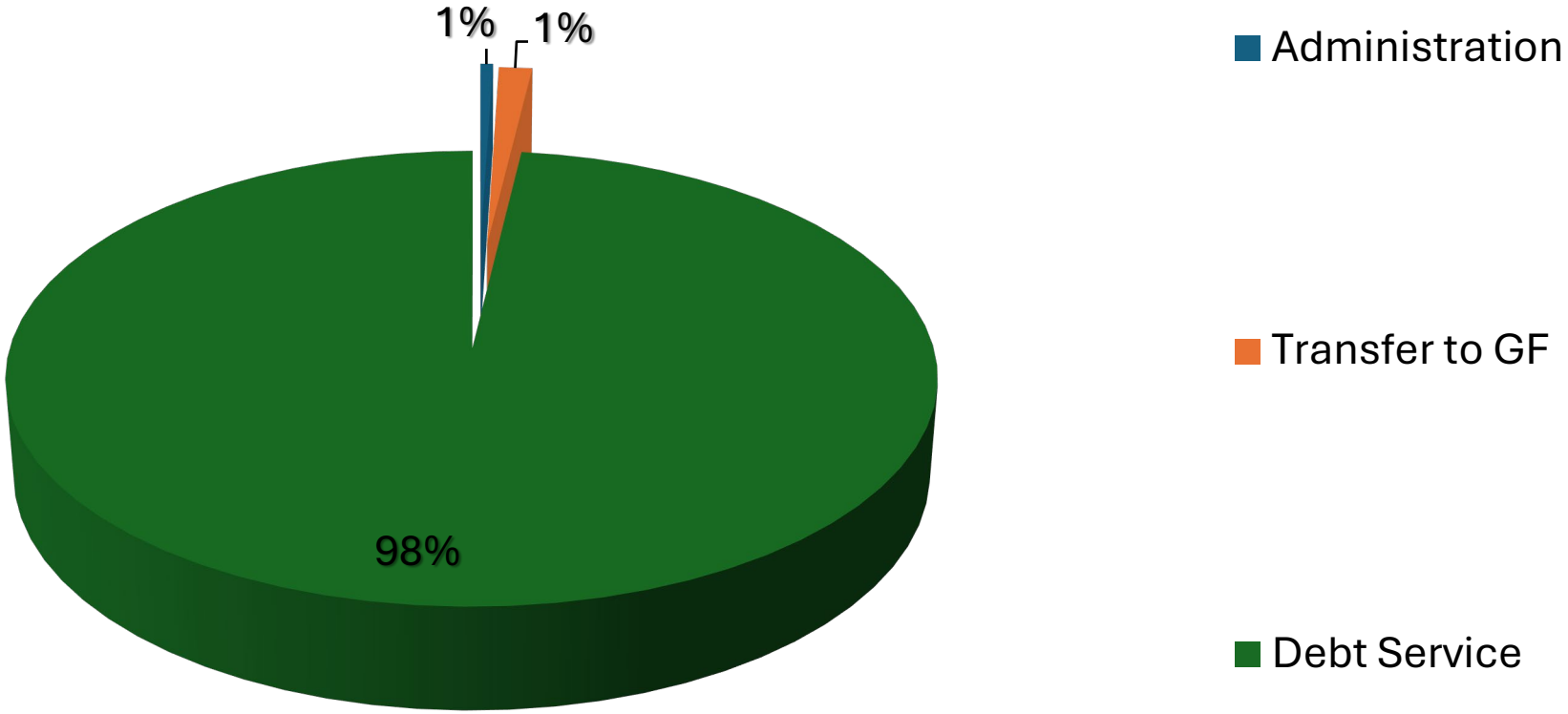

Future Items on the Horizon

- PERS costs are continuing to increase for all jurisdictions
- New revenue source is needed to restore unfunded positions and balance the General Fund balance
- Deferred maintenance on the City's General Fund existing infrastructure is mounting
- The expiration of Measure Y Funds in 2032 is a significant threat to the financial stability of the City

General Fund Financial Forecast

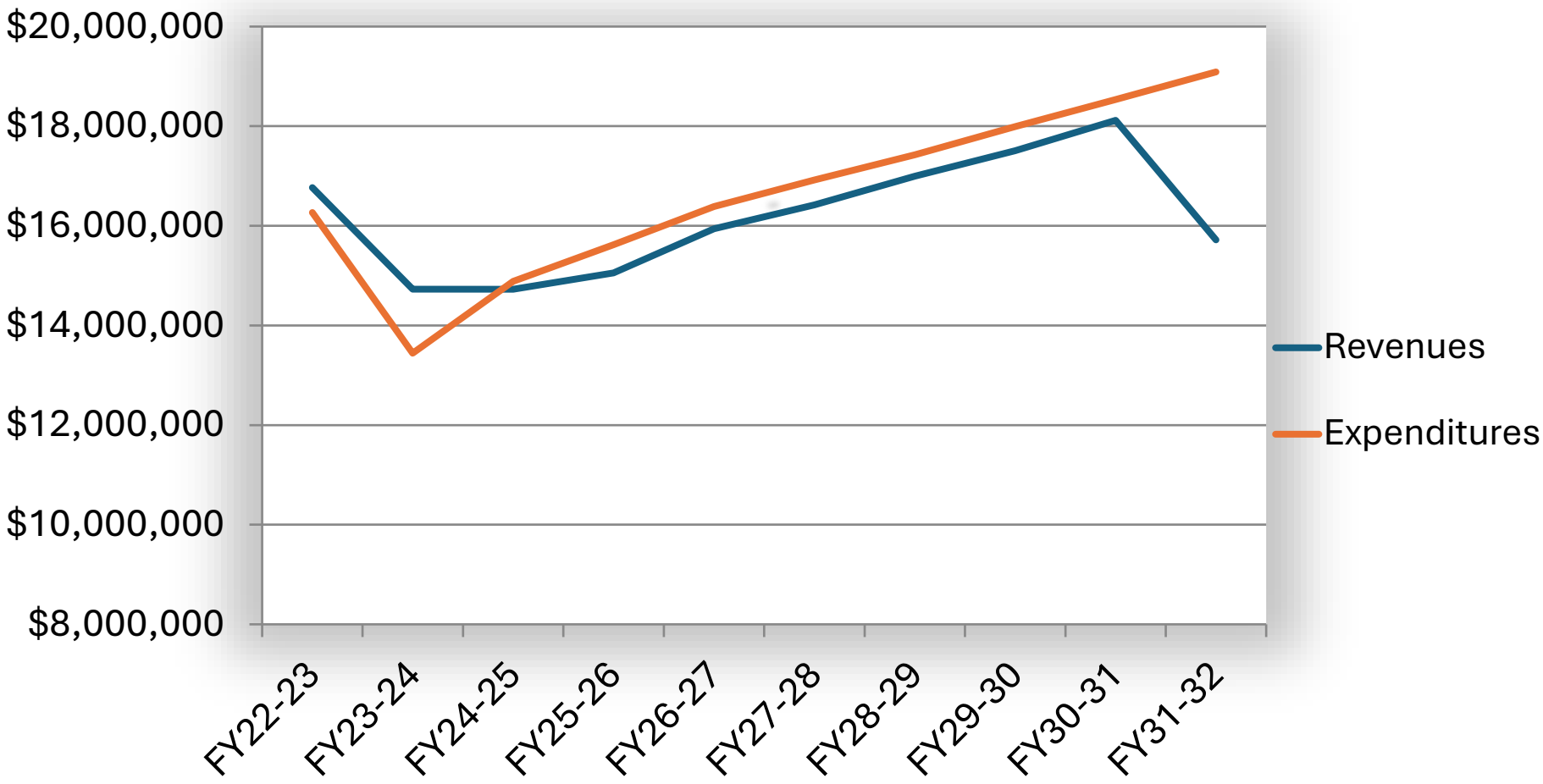

Council Action for August 19, 2026

Consideration and Adoption of Joint Resolution:

1. Accepting and Approving the 2026-2027 Fiscal Year Proposed Budget;
2. Authorizing the City Manager and Finance Director to realign the Budget for Fiscal Year 2025-2026 to reflect the estimated actual revenues and expenditures for the 2025-2026 Fiscal Year;
3. Approving the Position Allocation for FY 2026-2027;
4. Reaffirm the Salary Schedule of the City's Classification & Compensation Plan for FY 2026-2027, that was approved at the August 5, 2026, City Council Meeting, including the compensation for City Council, Planning Commissioners, and City of Soledad Transactions and Use Oversight Committee;
5. Reaffirming the City of Soledad's Emergency Contingency Reserve Policy (Fund Balances); and
6. Establishing the Proposition 4 General Fund Appropriations Limitation for Fiscal Year 2026-2027

Conclusion

Thank you *for the City Council's ongoing support as we strive to provide excellent services while ensuring our expenditures align with our revenues.*

- The recommended budget presents a balanced budget using **$444,204** of the General Fund operating reserve
- The City is positioned to weather an economic slowdown in the short term
- The City should continue seeking sources of funds for ongoing operations and capital projects to accommodate the needs of our community
- City Council should be commended for building a healthy reserve well in excess of its original goal

While we face some challenges ahead, we believe we will continue to overcome them through careful planning.

AGENDA ITEM NO. 2.

CITY OF SOLEDAD
STAFF REPORT

SUBJECT: **Resolution No. 6413, A Resolution of the City Council of the City of Soledad Authorizing the City Manager and City Attorney to Negotiate, Prepare, and Execute a Deferred Development Impact Fee Agreement with Stockfive Development Inc.**

TO: **Honorable Mayor Velazquez and City Council**

FROM: **Beatriz Trujillo, Community and Economic Development Director and Ariana Mora, Senior Planner**

THROUGH: **Megan Hunter, City Manager**

MEETING DATE: **August 19, 2026**

Recommendation

It is recommended that the City Council adopt Resolution No. 6413, "Authorizing the City Manager and City Attorney to Negotiate, Prepare, and Execute a Deferred Development Impact Fee Agreement with Stockfive Development, Inc.", consistent with the terms and conditions approved by the City Council.

Executive Summary

Stockfive Development Inc. ("Developer") requests consideration of a Deferred Development Impact Fee Agreement for the project previously proposed at 423 Nestles Road (APN 022-292-039) in the Soledad Marketplace, with Stockfive replacing Woodman Investment Inc. as developer. The requested changes are limited to this developer substitution—because Woodman Investment Inc. is no longer pursuing the project—and an increase in the maximum authorized deferral amount to $200,000, since impact fees are under review and may rise before building permit plans are submitted. All other project components and previously approved deal points would remain unchanged. The deferral is intended to support continued investment and buildout in the Soledad Marketplace while protecting the City's long-term fiscal interests by ensuring full recovery of the deferred fees.

Background

The developer, Stockfive Development Inc., intends to build a commercial retail space within the Soledad Marketplace at 423 Nestles Rd. The Soledad Marketplace project was approved by the Soledad Planning Commission on July 12, 2018, authorizing the construction and operation of a new commercial shopping center. The project site is located within the H-C Highway Commercial zoning district, which is intended to accommodate a range of retail, service, and commercial uses serving both residents and regional travelers.

The project and proposed Deferred Development Impact Fee Agreement were previously considered by the City Council. On June 10, 2026, the City Council approved Resolution No. 6370 related to the project and the proposed arrangement. Since that action, the developer for the project has changed from Woodman Investment Inc. to Stockfive Development Inc. The current request is to formally recognize the change in developer and update the applicable agreement accordingly. The proposed change does not alter the project or the previously proposed deal points, which would remain the same.

As part of the entitlement process, the project underwent review and approval consistent with the City's development standards, including land use compatibility, site design, circulation, and infrastructure capacity. All new construction projects are required to comply with applicable City regulations, including the payment of permit fees, plan check fees, and development impact fees. These fees are assessed to ensure that new development contributes its fair share toward the cost of public infrastructure and services required to support growth.

Development impact fees are one-time charges imposed on new development to help fund the public infrastructure and facilities needed to support growth and mitigate impacts. They ensure that new development pays its fair share of costs for services such as roads, water and sewer systems, public safety facilities, and parks, rather than shifting those costs to existing residents and businesses. These fees are typically collected at the time of building permit issuance or certificate of occupancy and are used for capital improvements needed to accommodate additional demand on City services. At the same time, the City recognizes that in certain circumstances, the timing of fee payments can create financial challenges for developers, particularly when large capital investments are required prior to project stabilization or occupancy.

In these cases, a Deferred Development Impact Fee Agreement may be considered as a financing mechanism that balances the City's need for fiscal protection with the developer's need for cash flow flexibility. Under a deferred agreement, impact fees remain fully obligated and payable; however, the timing of payment is structured over a defined period rather than being required in full at issuance of a Certificate of Occupancy or another standard milestone. This approach benefits the developer by reducing upfront capital pressure at critical stages of construction and project launch, while also benefiting the City by facilitating project completion, supporting economic development, and ensuring eventual full recovery of fees, often with interest and appropriate security provisions. When structured appropriately, deferred fee agreements allow the City to maintain the integrity of its development impact fee program while also supporting timely development that contributes to local economic activity, job creation, and expanded commercial services for the community. In the past, the City approved a similar agreement for Premiere Cinemas.

Review & Analysis

The City recognizes that the timing of development impact fee payments is essential to ensuring that new development contributes its fair share toward infrastructure costs, but can create financial constraints during construction, particularly for commercial parcels like the Soledad Marketplace. This is especially true for a currently underutilized lot in the Marketplace that has not yet secured the financing needed to support the high upfront costs of vertical construction and project delivery. These challenges are most significant in the early stages of development, when major expenses for land development, construction, infrastructure improvements, financing, and tenant recruitment must be incurred before any operational revenue is generated.

A Deferred Development Impact Fee Agreement may serve as a structured financing tool to address feasibility constraints that have limited investment interest in portions of the Soledad Marketplace.

While still requiring full payment of all City development impact fees, the agreement allows those fees to be paid over time under a predictable schedule, typically with interest and appropriate security provisions to protect the City's financial interests. This structure can reduce upfront financial pressure, improve project feasibility, and help facilitate development that might otherwise be delayed or not proceed.

By supporting the delivery of commercial projects, these agreements can also promote economic development through job creation, increased sales tax revenue, and expanded access to goods and services for residents, while helping reduce the risk of long-term vacancy or incomplete development and encouraging a more complete buildout of the Marketplace area. Overall, this approach maintains the integrity of the City's development impact fee program while providing flexibility that can improve project feasibility and encourage investment in areas where market conditions alone have not yet supported full development. It supports the City's goal of balancing fiscal responsibility with economic development by helping entitled commercial areas such as the Soledad Marketplace move toward full activation.

The Community and Economic Development Department estimates eligible City development impact fees at $172,948.08. Staff requests authorization to defer up to $200,000 because the City is currently updating its impact fees. This higher limit would provide flexibility if the estimate is revised or fees increase before building permit plans are submitted, avoiding the need to return to the Council for additional approval. Staff also requests authorization for the City Manager and City Attorney to negotiate and execute a Deferred Development Impact Fee Agreement consistent with the following City Council deal points:

- Deferred Fee Amount: Not to exceed $200,000
- Interest Rate: 3.811% LAIF (Local Agency Investment Fund) rate or 3%, whichever is lower
- Repayment Period: 5 years
- Payment Structure: monthly
- Initial Payment Due: Upon issuance of Certificate of Occupancy

Staff would work with the City Attorney and Developer to prepare the final agreement, including standard provisions addressing payment administration, default remedies, security requirements, and other legal protections necessary to safeguard the City's financial interests. The agreement applies only to eligible City development impact fees. Fees collected on behalf of outside agencies, including but not limited to TAMC Regional Traffic Impact Fees, Soledad Unified School District fees, and other third-party obligations, are not included unless separately authorized by the applicable agency. In making its determination, the City Council may consider fiscal impacts, project feasibility, consistency with City policies, and the broader public benefits associated with supporting activation and continued investment within the Soledad Marketplace.

Financial Considerations

Approval of the proposed resolution would authorize the City Manager and City Attorney to negotiate and execute a Deferred Development Impact Fee Agreement for up to $200,000 in eligible City development impact fees. While the agreement would defer receipt of fee revenues over a five-year repayment period, the City would recover the full fee amount together with interest at the LAIF rate or 3%, whichever is lower. The proposed arrangement may improve the financial feasibility of development within the Soledad Marketplace while preserving the City's long-term fiscal interests and supporting future economic activity, job creation, and sales tax generation.

Strategic Plan Alignment

The proposed Deferred Development Impact Fee Agreement is consistent with the City's Strategic Plan goals related to economic development. The agreement supports Strategy 1.1.3, which focuses on redeveloping underutilized sites to promote light industrial, office, and retail growth by providing targeted development incentives such as fee flexibility that can assist projects aligned with community and economic development objectives. It also aligns with Strategy 1.2.3, which calls for assessing the feasibility of high-impact regional destination projects and evaluating incentive and permitting tools needed to facilitate investment. In addition, the agreement supports Strategy 1.4.4, which emphasizes activating vacant land through tailored incentive programs, including development fee adjustments and other financial tools designed to encourage investment and support project feasibility.

Alternatives

- Adopt Resolution No. 6413 authorizing the City Manager and City Attorney to negotiate, prepare, and execute a Deferred Development Impact Fee Agreement consistent with the City Council-approved deal points.
- Adopt the resolution with modifications to the proposed deal points, including the deferred fee amount, interest rate, repayment period, payment schedule, or other terms.
- Decline to authorize a Deferred Development Impact Fee Agreement and provide alternative direction to staff.

Planning/CEQA

The proposed action is not a project subject to the California Environmental Quality Act (CEQA) pursuant to CEQA Guidelines Sections 15378(b)(4) and 15378(b)(5), as the approval of the Deferred Development Impact Fee Agreement constitutes a fiscal and administrative activity involving the timing and method of fee repayment and does not, in itself, authorize new development, construction, or a direct physical change to the environment. Furthermore, the Soledad Marketplace shopping center has already been approved by the City through Conditional Use Permit (CUP) 2018-01, and the proposed agreement does not modify, expand, or intensify the previously approved project. The action is limited to the financing structure for payment of eligible development impact fees associated with an already entitled development project.

Public Notice Requirements

Not Applicable.

Attachment(s):
Resolution No. 6413
Attachment 1 - Memo from Stock Five Development, Inc.
Attachment 2 - City of Soledad Development Impact Fees

RESOLUTION NO. 6413

A RESOLUTION OF THE CITY COUNCIL OF THE CITY OF SOLEDAD AUTHORIZING THE CITY MANAGER AND CITY ATTORNEY TO NEGOTIATE, PREPARE, AND EXECUTE A DEFERRED DEVELOPMENT IMPACT FEE AGREEMENT WITH STOCK FIVE DEVELOPMENT, INC.

WHEREAS, the City Council previously considered and approved Resolution No. 6370 on June 10, 2026, relating to the development project located at 423 Nestles Road (APN 022-292-039) within the Soledad Marketplace authorizing the City Manager and City Attorney to negotiate, prepare and execute a deferred development impact agreement with Woodman Investment, Inc. ("Woodman"); and

WHEREAS, subsequent to the City Council's approval of Resolution No. 6370, the developer for the project has changed from Woodman to Stock Five Development, Inc. ("Stock Five"), and the City desires to formally recognize and approve such change; and

WHEREAS, the new Developer is also subject to the payment of applicable City development impact fees, which are required to ensure that new development contributes its fair share toward infrastructure and public service costs associated with growth; and

WHEREAS, development impact fees are typically due at the time of building permit issuance or certificate of occupancy and are used to fund essential public facilities, including transportation improvements, water and wastewater systems, public safety facilities, parks, and other community infrastructure; and

WHEREAS, Stock Five has requested that the City Council consider a deferred payment structure for eligible City development impact fees to improve project feasibility and facilitate development of a currently underutilized site within the Soledad Marketplace; and

WHEREAS, staff is recommending authorization to defer up to $200,000 as the development impact fees are under review and will likely increase, and the higher limit would provide flexibility if the estimate was miscalculated or fees increase before Stock Five submits building plans; and

WHEREAS, all other terms in the previously approved resolution would remain the same; and

WHEREAS, the City Council finds that, in certain circumstances, deferring payment of development impact fees may support project feasibility and completion while ensuring full recovery of all applicable fees, together with interest and appropriate safeguards to protect the City's financial interests; and

WHEREAS, the City Council desires to establish the principal business terms for a Deferred Development Impact Fee Agreement and authorize the City Manager and City Attorney to negotiate, prepare, and execute the final agreement consistent with those terms; and

WHEREAS, the City Council has considered the staff report, supporting documentation, and all public testimony presented regarding this matter; and

WHEREAS, the City Council finds that approval of this Resolution is exempt from the California Environmental Quality Act (CEQA) pursuant to CEQA Guidelines Sections 15378(b)(4) and 15378(b)(5), as the action constitutes a fiscal and administrative activity that does not approve or authorize any physical change in the environment, and is related solely to the timing and method of payment of development impact fees associated with a previously approved project.

NOW, THEREFORE, BE IT HEREBY RESOLVED that the City Council of the City of Soledad:

1. Authorizes the City Manager and City Attorney to negotiate, prepare, and execute a Deferred Development Impact Fee Agreement with Wood Investments Company, Inc., consistent with the following terms:
    a. Deferred Fee Loan Amount: Not to Exceed $200,000;
    b. Interest Rate: Local Agency Investment Fund (LAIF) rate or three percent (3%), whichever is lower;
    c. Repayment Period: Five (5) years;
    d. Payment Structure: Monthly payments; and
    e. Initial Payment Due: Upon issuance of the Certificate of Occupancy.
2. Authorizes the City Manager, City Attorney, and their designees to include such additional terms, conditions, security provisions, default remedies, and administrative requirements as they deem necessary and appropriate to protect the City's financial interests and implement the intent of this Resolution.
3. Authorizes the City Manager, or designee, to execute all documents and take all actions necessary to implement the Deferred Development Impact Fee Agreement.
4. Finds and determines that the Deferred Development Impact Fee Agreement will preserve the City's ability to recover all applicable deferred development impact fees, together with interest and appropriate repayment protections, while supporting economic development and activation of the Soledad Marketplace.

PASSED AND ADOPTED by the City Council of the City of Soledad, at a regular meeting duly held on the 19th day of August 2026, by the following vote**:**

AYES, and in favor thereof Councilmembers:

NOES, Councilmembers:

ABSENT, Councilmembers:

ABSTAIN, Councilmembers:

ANNA M. VELAZQUEZ, Mayor

ATTEST:

MEGAN HUNTER, City Clerk

STOCKFIVE

DEVELOPMENT, INC.

August 12, 2026

RE: Request for Reduction of Waiver of Impact Fees and Permit Fees – City of Soledad – Ross Development (APN 022-292-039, 423 Nestles Rd, Soledad, CA 93960)

To the City of Soledad,

My name is Guy Stockbridge, and I am the CEO of Stock Five Development, Inc. ("Stock 5"). Stock 5 is a privately held investment and management firm that acquires, owns, operates, and develops commercial retail properties, with a focus on value-add redevelopment and investment opportunities throughout California.

We are currently evaluating the acquisition of APN 022-292-039, located at 423 Nestles Road in Soledad, and negotiating a lease with a tenant to develop a single-tenant retail facility on the property. We believe this project would provide meaningful retail and economic benefits to the City of Soledad, and we are eager to move forward. However, the project does not meet our investment requirements due in significant part to the cost of permits and development-related fees relative to the size of the project.

We respectfully request that the City consider waiving or reducing applicable deferred impact fees and permit fees, to the extent permitted by City policy and applicable law. A reduction in these costs would materially improve the feasibility of the project and would allow us to proceed with the acquisition and development. We have provided supplemental materials containing additional economic information regarding the project for the City's consideration. We would be pleased to provide any additional information or documentation that may assist the City in evaluating our request.

Thank you for your consideration. We look forward to working with the City of Soledad and hope to move this project forward in partnership with the City.

Sincerely,

Guy Stockbridge
President
Stock Five Development, Inc.
2972 Larkin Ave. I Clovis, CA 93612
D: (559) 292-7020

CITY OF SOLEDAD
DEVELOPMENT IMPACT FEE SUMMARY

(Fees per Unit - Residential/1,000 Square Feet) (1)

Land Use Classification	General Government	Public Safety(2)	Park	Water	Wastewater	Storm Drain	Traffic	Admin (3%)	Total Fees
Single Family Residential (Per Unit)	$ 5,348.00	$ 1,670.00	$ 8,788.00	$ 3,063.00	$ 3,350.00	$ 2,254.00	$ 6,827.00	$ 939.00	$ 32,239.00
Multi-Family Residential (Per Unit)	$ 4,279.00	$ 1,335.00	$ 7,030.00	$ 2,450.00	$ 2,680.00	$ 1,802.00	$ 4,711.00	$ 729.00	$ 25,016.00
Commercial (Per 1,000 Non-Res. SF)	$ 1,316.00	$ 410.00	N/A	$ 753.00	$ 824.00	$ 554.00	$ 5,387.00	$ 278.00	$ 9,522.00
Office (Per 1,000 Non-Res. Sf)	$ 4,064.00	$ 1,268.00	N/A	$ 2,328.00	$ 2,545.00	$ 1,712.00	$ 6,492.00	$ 552.00	$ 18,961.00
Industrial (Per 1,000 Non-Res. SF)	$ 2,560.00	$ 799.00	N/A	$ 1,467.00	$ 1,603.00	$ 969.00	$ 5,519.00	$ 391.00	$ 13,308.00

NOTES:
(1). Some figures may not sum due to rounding
(2). The previous Fire Facilities Fee and Police Facilities Fee have been combined into one Public Safety Fee.

AGENDA ITEM NO. 3.

CITY OF SOLEDAD
STAFF REPORT

SUBJECT: **Resolution No. 6410, a Resolution of the City Council of the City of Soledad Approving a Contract for Construction Services with Cervantes Landscape Services, Inc. (CLS) in an Amount of $378,500 plus a 5% Contingency ($18,925) for a Total-Not-to-Exceed Amount of $397,425 for the Front Street Landscape Improvements Project and Authorizing the City Manager to Execute said Contract on Behalf of the City of Soledad**

TO: **Honorable Mayor Velazquez and City Council**

FROM: **Don Wilcox, Public Works Director and Alex Ramos, Engineering Project Manager**

THROUGH: **Megan Hunter, City Manager**

MEETING DATE: **August 19, 2026**

Recommendation

It is recommended that the City Council of the City of Soledad consider and adopt Resolution No. 6410, "Approving a Contract for Construction Services with Cervantes Landscape Services, Inc. (CLS) in An Amount of $378,500 Plus a 5% Contingency ($18,925) for a Total Not-to-Exceed Amount of $397,425 for the Front Street Landscape Improvements Project and Authorizing the City Manager to Execute said Contract on Behalf of the City of Soledad."

Executive Summary

The Front Street Landscape Improvements Project represents the next phase in the City's ongoing investment to enhance one of Soledad's primary gateway corridors and create a more vibrant and welcoming downtown environment. Building upon the recently completed Front Street Maintenance Project, the proposed improvements will provide a cohesive landscape treatment throughout the corridor, replacing areas where landscaping did not establish as anticipated while enhancing the overall visual character of Front Street.

Background

The City publicly solicited construction bids and received seven (7) responsive bids, with Cervantes Landscape Services Inc. determined to be the lowest responsive and responsible bidder. Approval of the proposed Resolution will award a construction contract in the amount of $378,500, plus a 5 percent construction contingency of $18,925, for a total not-to-exceed amount of $397,425, allowing the City to advance this Strategic Plan priority.

Review & Analysis

The City solicited bids for the Front Street Landscape Improvements Project on July 2, 2026, with bids due on July 31, 2026. A total of seven (7) bids were received, as summarized below:

Name of Bidder	Bid Amount
Cervantes Landscape Services Inc.	$378,500.00
Landscape Pros ML Inc.	$385,000.00
Marina Landscaping Inc.	$393,500.00
Perma-Green Hydroseeding Inc.	$468,000.00
Bortolussi & Watkin, Inc.	$469,875.00
K&D Landscaping	$566,869.00
Smith & Enright Landscaping, Inc.	$665,256.94

Staff reviewed the submitted bids and determined that Cervantes Landscape Services Inc. (CLS) is the lowest responsive and responsible bidder. The review consisted of confirming the contractor's possession of the appropriate contractor's license, demonstrating the ability to successfully complete projects of similar size and complexity, and submitting all required bid documents in accordance with the contract bids. CLS's bid is also well within range of the Engineer's Estimate of $371,460, slightly higher by 1.9%.

Staff recommends awarding a construction contract to CLS in the amount of $378,500 plus a 5 percent construction contingency of $18,925, for a total not-to-exceed amount of $397,425. The contingency is intended to address unforeseen field conditions, minor design refinements, and other construction-related issues that may arise during the course of the project. The City's standard contract form will be used.

Financial Considerations

The Front Street Landscape Improvements Project will be funded in its entirety through the City's Measure X Capital Projects Fund. The project is identified in the City's adopted Capital Improvement Program (CIP) and is budgeted for completion during the current fiscal year.

All project costs are fully funded, and approval of this item does not require any additional unbudgeted General Fund expenditures.

Strategic Plan Alignment

This project is consistent with Objective 1.3.5 – Develop and Implement a Comprehensive Downtown Streetscape Plan. Specifically, the Strategic Plan identifies implementation of the Front Street Landscape Improvements Project to enhance and refresh the downtown's visual appeal.

Alternatives

- Adopt the proposed Resolution; or
- Do not adopt the proposed Resolution. This is not recommended as this project is an urgent project programmed under the City's newly adopted Strategic Plan to advance Downtown revitalization, placemaking, and infrastructure improvements.

Planning/CEQA

The proposed project is categorically exempt from the California Environmental Quality Act (CEQA) pursuant to State CEQA Guidelines Section 15304 (Class 4 – Minor Alterations to Land). Class 4 consists of minor public or private alterations to the condition of land, water, and/or vegetation that do not involve the removal of healthy, mature, or scenic trees, except for forestry or agricultural purposes. The proposed project consists of landscape and irrigation improvements within existing landscaped medians and bulb-out areas along the Front Street corridor and will not result in any expansion of the existing use.

Public Notice Requirements

None required.

Attachment(s):
Resolution No. 6410
Exhibit A - CLS Construction Contract

RESOLUTION NO. 6410

A RESOLUTION OF THE CITY COUNCIL OF THE CITY OF SOLEDAD APPROVING A CONTRACT FOR CONSTRUCTION SERVICES WITH CERVANTES LANDSCAPE SERVICES, INC. (CLS) IN AN AMOUNT OF $378,500 PLUS A 5% CONTINGENCY ($18,925) FOR A TOTAL NOT-TO-EXCEED AMOUNT OF $397,425 FOR THE FRONT STREET LANDSCAPE IMPROVEMENTS PROJECT AND AUTHORIZING THE CITY MANAGER TO EXECUTE SAID CONTRACT ON BEHALF OF THE CITY OF SOLEDAD

WHEREAS, the City of Soledad is committed to enhancing its public infrastructure, strengthening community identity, and investing in projects that improve the appearance and functionality of its public spaces; and

WHEREAS, Front Street serves as one of the City's primary gateway corridors and a key point of arrival for residents and visitors traveling along Highway 101; and

WHEREAS, the City recently completed the Front Street Maintenance Project, which included roadway rehabilitation, accessibility improvements, traffic safety enhancements, utility improvements, and landscape improvements throughout the corridor; and

WHEREAS, following completion of the Front Street Maintenance Project, the City identified an opportunity to further enhance the corridor through a comprehensive landscape improvement project that creates a cohesive, attractive, and maintainable streetscape consistent with the City's vision for Downtown Soledad; and

WHEREAS, the City completed the design of the Front Street Landscape Improvements Project and subsequently evaluated project delivery strategies before combining the irrigation and landscape improvements into a single construction contract to improve construction coordination and overall project efficiency; and

WHEREAS, the City formally solicited competitive bids for construction services on July 2, 2026, with bids due on July 31, 2026; and

WHEREAS, the City received seven (7) bids and determined that Cervantes Landscape Services, Inc. submitted the lowest responsive and responsible bid in the amount of $378,500; and

WHEREAS, staff recommends approval of a construction contract with Cervantes Landscape Services Inc. in the amount of $378,500, plus a 5% contingency in the amount of $18,925, for a total not-to-exceed amount of $397,425; and

WHEREAS, funding for the Project is available through the City's Measure X Capital Projects Fund, and no additional unbudgeted General Fund contribution is required; and

WHEREAS, the Project has been determined to be categorically exempt from the

California Environmental Quality Act (CEQA) pursuant to State CEQA Guidelines Section 15304 (Class 4 – Minor Alterations to Land); and

WHEREAS, staff has reviewed the bid proposal and determined the costs to be fair, reasonable, and necessary to complete the Project.

NOW THEREFORE, BE IT HEREBY RESOLVED, by the City Council of the City of Soledad that the City Manager is hereby authorized to execute the City's standard Public Works Construction Contract, a copy of which is attached hereto as **"Exhibit A"** with Cervantes Landscape Services, Inc. (CLS) for the Front Street Landscape Improvements Project in the amount of $378,500, plus a 5% contingency in the amount of $18,925, for total not-to-exceed amount of $397,425.

PASSED AND ADOPTED by the City Council of the City of Soledad at a regular meeting duly held on the 19th of August 2026, by the following vote:

AYES, and in favor thereof, Councilmembers:

NOES, Councilmembers:

ABSENT, Councilmembers:

ABSTAIN, Councilmembers:

_____
ANNA M. VELAZQUEZ, Mayor

ATTEST:

_____
MEGAN HUNTER, City Clerk

Contract

This public works contract ("Contract") is entered into by and between the City of Soledad ("City") and **Cervantes Landscape Services Inc.** ("Contractor"), for work on the **Front Street Landscape Improvements Project** ("Project").

The parties agree as follows:

1. **Award of Contract.** In response to the Notice Inviting Bids, Contractor has submitted a Bid Proposal to perform the Work to construct the Project.

2. **Contract Documents.** The Contract Documents incorporated into this Contract include and are comprised of the documents listed below. The definitions provided in Article 1 of the General Conditions apply to all Contract Documents, including this Contract.

   2.1 Notice Inviting Bids;
   2.2 Instructions to Bidders;
   2.3 Addenda, if any;
   2.4 Bid Proposal and attachments thereto;
   2.5 Contract;
   2.6 Payment and Performance Bonds;
   2.7 General Conditions;
   2.8 Special Conditions;
   2.9 Technical Specifications
   2.10 Special Technical Provisions
   2.11 Project Plans and Specifications;
   2.12 Change Orders, if any;
   2.13 Notice of Potential Award;
   2.14 Notice to Proceed; and
   2.15 The following: No additional items
   _____
   _____.

3. **Contractor's Obligations.** Contractor will perform all of the Work required for the Project, as specified in the Contract Documents. Contractor must provide, furnish, and supply all things necessary and incidental for the timely performance and completion of the Work, including all necessary labor, materials, supplies, tools, equipment, transportation, onsite facilities, and utilities, unless otherwise specified in the Contract Documents. Contractor must use its best efforts to diligently prosecute and complete the Work in a professional and expeditious manner and to meet or exceed the performance standards required by the Contract Documents.

4. **Payment.** As full and complete compensation for Contractor's timely performance and completion of the Work in strict accordance with the terms and conditions of the Contract Documents, City will pay Contractor **$378,500.00** ("Contract Price") for all of Contractor's direct and indirect costs to perform the Work, including all labor, materials, supplies, equipment, taxes, insurance, bonds and all overhead costs, in accordance with the payment provisions in the General Conditions.

5. **Time for Completion.** Contractor will fully complete the Work for the Project, meeting all requirements for Final Completion, within 90 calendar days from the start date set forth in

the Notice to Proceed ("Contract Time"). By signing below, Contractor expressly waives any claim for delayed early completion.

6. **Liquidated Damages.** As further specified in Section 5.4 of the General Conditions, if Contractor fails to complete the Work within the Contract Time, City will assess liquidated damages in the amount of $200 for each day of unexcused delay in achieving Final Completion, and such liquidated damages may be deducted from City's payments due or to become due to Contractor under this Contract.

7. **Labor Code Compliance.**

   7.1 **General.** This Contract is subject to all applicable requirements of Chapter 1 of Part 7 of Division 2 of the Labor Code, including requirements pertaining to wages, working hours and workers' compensation insurance, as further specified in Article 9 of the General Conditions.

   7.2 **Prevailing Wages.** This Project is subject to the prevailing wage requirements applicable to the locality in which the Work is to be performed for each craft, classification or type of worker needed to perform the Work, including employer payments for health and welfare, pension, vacation, apprenticeship and similar purposes. Copies of these prevailing rates are available online at http://www.dir.ca.gov/DLSR.

   7.3 **DIR Registration.** City may not enter into the Contract with a bidder without proof that the bidder and its Subcontractors are registered with the California Department of Industrial Relations to perform public work pursuant to Labor Code § 1725.5, subject to limited legal exceptions.

8. **Workers' Compensation Certification.** Pursuant to Labor Code § 1861, by signing this Contract, Contractor certifies as follows: "I am aware of the provisions of Labor Code § 3700 which require every employer to be insured against liability for workers' compensation or to undertake self-insurance in accordance with the provisions of that code, and I will comply with such provisions before commencing the performance of the Work on this Contract."

9. **Conflicts of Interest.** Contractor, its employees, Subcontractors, and agents may not have, maintain, or acquire a conflict of interest in relation to this Contract in violation of any City ordinance or requirement, or in violation of any California law, including Government Code § 1090 et seq., or the Political Reform Act, as set forth in Government Code § 81000 et seq. and its accompanying regulations. Any violation of this Section constitutes a material breach of the Contract.

10. **Independent Contractor.** Contractor is an independent contractor under this Contract and will have control of the Work and the means and methods by which it is performed. Contractor and its Subcontractors are not employees of City and are not entitled to participate in any health, retirement, or any other employee benefits from City.

11. **Notice.** Any notice, billing, or payment required by or pursuant to the Contract Documents must be made in writing, signed, dated, and sent to the other party by personal delivery, U.S. Mail, a reliable overnight delivery service, or by email as a PDF file. Notice is deemed effective upon delivery, except that service by U.S. Mail is deemed effective on the second working day after deposit for delivery. Notice for each party must be given as follows:

City:

City of Soledad
248 Main Street
Soledad, CA 93960
(831) 223-5000
Attn: Donald T. Wilcox, P.E.
DWilcox@cityofsoledad.com

Copy to: Veronica Gonzalez,
vgonzalez@cityofsoledad.gov

Contractor:

Name:_____
Address:_____
City/State/Zip:_____
Phone:_____
Attn:_____
Email:_____
Copy to:_____

12. General Provisions.

12.1 Assignment and Successors. Contractor may not assign its rights or obligations under this Contract, in part or in whole, without City's written consent. This Contract is binding on Contractor's and City's lawful heirs, successors and permitted assigns.

12.2 Third Party Beneficiaries. There are no intended third party beneficiaries to this Contract.

12.3 Governing Law and Venue. This Contract will be governed by California law and venue will be in the Monterey County Superior Court, and no other place. Contractor waives any right it may have pursuant to Code of Civil Procedure § 394, to file a motion to transfer any action arising from or relating to this Contract to a venue outside of Monterey County, California.

12.4 Amendment. No amendment or modification of this Contract will be binding unless it is in a writing duly authorized and signed by the parties to this Contract.

12.5 Integration. This Contract and the Contract Documents incorporated herein, including authorized amendments or Change Orders thereto, constitute the final, complete, and exclusive terms of the agreement between City and Contractor.

12.6 Severability. If any provision of the Contract Documents is determined to be illegal, invalid, or unenforceable, in whole or in part, the remaining provisions of the Contract Documents will remain in full force and effect.

12.7 Iran Contracting Act. If the Contract Price exceeds $1,000,000, Contractor certifies, by signing below, that it is not identified on a list created under the Iran Contracting Act, Public Contract Code § 2200 et seq. (the "Act"), as a person engaging in investment activities in Iran, as defined in the Act, or is otherwise expressly exempt under the Act.

12.8 **Authorization.** Each individual signing below warrants that he or she is authorized to do so by the party that he or she represents, and that this Contract is legally binding on that party. If Contractor is a corporation, signatures from two officers of the corporation are required pursuant to California Corporations Code § 313.

[Signatures are on the following page.]

The parties agree to this Contract as witnessed by the signatures below:

CITY:

s/_____

_____
Name, Title

Date: _____

Approved as to form:

s/_____

_____
Name, Title

Date: _____

Attest:

s/_____

_____
Name, Title

Date: _____

CONTRACTOR: _____
Business Name

s/_____

Seal:

_____
Name, Title

Date: _____

Second Signature (See Section 12.8):

s/_____

_____
Name, Title

Date: _____

_____
Contractor's California License Number(s) and Expiration Date(s)

END OF CONTRACT

Bid Proposal

Front Street Landscape Improvements Project

CLS/Cervantes Landscape Services, Inc. ("Bidder") hereby submits this Bid Proposal to the City of Soledad ("City") for the above-referenced project ("Project") in response to the Notice Inviting Bids and in accordance with the Contract Documents referenced in the Notice.

1. **Base Bid.** Bidder proposes to perform and fully complete the Work for the Project as specified in the Contract Documents, within the time required for full completion of the Work, including all labor, materials, supplies, and equipment and all other direct or indirect costs including, but not limited to, taxes, insurance and all overhead, for the following price ("Base Bid"):
$ 378,500.00.

2. **Bidder's State Registration Number with Department of Industrial Relations:** Bidder provide State Registration number. Bids will not be considered if the registration number is missing.
1000711354

3. **Addenda.** Bidder agrees that it has confirmed receipt of or access to, and reviewed, all addenda issued for this bid. Bidder waives any claims it might have against the City based on its failure to receive, access, or review any addenda for any reason. Bidder specifically acknowledges receipt of the following addenda:

Addendum:	Date Received:	Addendum:	Date Received:
#01	07/23/26	#05	
#02	07/24/26	#06	
#03	07/28/26	#07	
#04		#08	

4. **Bidder's Certifications and Warranties.** By signing and submitting this Bid Proposal, Bidder certifies and warrants the following:

   4.1 **Examination of Contract Documents.** Bidder has thoroughly examined the Contract Documents and represents that, to the best of Bidder's knowledge, there are no errors, omissions, or discrepancies in the Contract Documents, subject to the limitations of Public Contract Code § 1104.

   4.2 **Examination of Worksite.** Bidder has had the opportunity to examine the Worksite and local conditions at the Project location.

   4.3 **Bidder Responsibility.** Bidder is a responsible bidder, with the necessary ability, capacity, experience, skill, qualifications, workforce, equipment, and resources to perform or cause the Work to be performed in accordance with the Contract Documents and within the Contract Time.

   4.4 **Responsibility for Bid.** Bidder has carefully reviewed this Bid Proposal and is solely responsible for any errors or omissions contained in its completed bid. All statements and information provided in this Bid Proposal and enclosures are true and correct to the best of Bidder's knowledge.

   4.5 **Nondiscrimination.** In preparing this bid, the Bidder has not engaged in discrimination against any prospective or present employee or Subcontractor on grounds of race, color, ancestry, national origin, ethnicity, religion, sex, sexual orientation, age, disability, or marital status.

4.6 **Iran Contracting Act.** If the Contract Price exceeds $1,000,000, Bidder is not identified on a list created under the Iran Contracting Act, Public Contract Code § 2200 et seq. (the "Act"), as a person engaging in investment activities in Iran, as defined in the Act, or is otherwise expressly exempt under the Act.

5. **Award of Contract.** By signing and submitting this Bid Proposal, Bidder agrees that, if City issues the Notice of Potential Award to Bidder, then within ten days following issuance of the Notice of Potential Award to Bidder, Bidder will do all of the following:

5.1 **Execute Contract.** Enter into the Contract with City in accordance with the terms of this Bid Proposal, by signing and submitting to City the Contract prepared by City using the form included with the Contract Documents;

5.2 **Submit Required Bonds.** Submit to City a payment bond and a performance bond, each for 100% of the Contract Price, using the bond forms provided and in accordance with the requirements of the Contract Documents;

5.3 **Insurance Requirements.** Submit to City the insurance certificate(s) and endorsement(s) as required by the Contract Documents; and

5.4 **Certificates of Reported Compliance.** Submit to City valid Certificates of Reported Compliance for its fleet and its listed Subcontractors, if applicable, if the Project involves the use of vehicles subject to the Off-Road Regulation. (See Section 16 of the Instructions to Bidders.)

6. **Bid Security.** As a guarantee that, if awarded the Contract, Bidder will perform its obligations under Section 5 above, Bidder is enclosing bid security in the amount of ten percent of its maximum bid amount in one of the following forms (check one):

____ A cashier's check or certified check payable to City and issued by _____ [Bank name] in the amount of $_____.

✓ A bid bond, using the Bid Bond form included with the Contract Documents, payable to City and executed by a surety licensed to do business in the State of California.

This Bid Proposal is hereby submitted on July 29, 2026

s/ alejandro P. Cervantes

Alejandro Cervantes Perez; CEO
Name and Title

s/ alejandro P. Cervantes
[See Section 3 of Instructions to Bidders]

Alejandro Cervantes Perez; CEO
Name and Title

CLS/Cervantes Landscape Services, Inc.
Company Name

962847, 07/31/2027, C-27, C-8
License #, Expiration Date, and Classification

16649 Sycamore Ave
Address

1000711354
DIR Registration #

Patterson, CA 95363
City, State, Zip

(209) 277-9861
Phone

Alejandro Cervantes Perez
Contact Name

acervanteslandscaping@gmail.com
Contact Email

END OF BID PROPOSAL

Bid Schedule

BIDDER NAME: CLS/Cervantes Landscape Services, Inc.

This Bid Schedule must be completed in ink and included with the sealed Bid Proposal. Pricing must be provided for each item as indicated. Items marked "(SW)" are Specialty Work that must be performed by a qualified Subcontractor. The lump sum or unit cost for each item must be inclusive of all costs, whether direct or indirect, including profit and overhead.

AL = Allowance CF = Cubic Feet CY = Cubic Yard EA = Each LB = Pounds
LF = Linear Foot LS = Lump Sum SF = Square Feet TON = Ton (2000 lbs)

BASE BID

BID ITEM NO.	ITEM DESCRIPTION	EST. QTY.	UNIT	UNIT COST	EXTENDED TOTAL AMOUNT
1	Mobilization and Demobilization	1	LS	$ 22,000.00	$ 22,000.00
2	Traffic Control System	1	LS	$ 30,000.00	$ 30,000.00
3	Erosion & Sediment Control	1	LS	$ 5,000.00	$ 5,000.00
4	Tree Protection	1	LS	$ 6,000.00	$ 6,000.00
5	Site Demolition, Clearing and Grubbing	1	LS	$ 30,000.00	$ 30,000.00
6	Soil Preparation & Amendments	1	LS	$ 13,750.00	$ 13,750.00
7	Irrigation System	1	LS	$ 120,000.00	$ 120,000.00
8	Sleeving – Mainline	1	LS	$ 40,750.00	$ 40,750.00
9	Landscaping Planting – Shrubs and Groundcover	1	LS	$ 72,000.00	$ 72,000.00
10	Landscape Maintenance	1	LS	$ 22,000.00	$ 22,000.00
11	All Other Work Required	1	LS	$ 17,000.00	$ 17,000.00

* Final Pay Quantity

TOTAL BASE BID: Items 1 through 11 inclusive: $ 378,500.00

Note: The amount entered as the "Total Base Bid" should be identical to the Base Bid amount entered in Section 1 of the Bid Proposal form.

END OF BID SCHEDULE

Subcontractor List

For each Subcontractor that will perform Work in an amount in excess of one-half of 1% of the Bidder's total Base Bid,[1] the bidder must list a description of the Work, the name of the Subcontractor, its California contractor license number, the location of its place of business, and its DIR registration number. If the Instructions to Bidders include a provision on "Subcontractor Work Limits," the bidder must also list the percentage of Work to be performed by the Subcontractor (based on a percentage of the Base Bid price) in the "Percent of Work" column.

DESCRIPTION OF WORK	SUBCONTRACTOR NAME	CALIFORNIA CONTRACTOR LICENSE NO.	LOCATION OF BUSINESS	DIR REG. NO.	PERCENT OF WORK
Traffic Control	Associated Traffic Safety Inc.	1048484	Atascadero, CA	1000063115	0.84%

END OF SUBCONTRACTOR LIST

[1] For street or highway construction, this requirement applies to any subcontract of $10,000 or more.

Noncollusion Declaration

TO BE EXECUTED BY BIDDER AND SUBMITTED WITH BID

The undersigned declares:

I am the CEO [title] of CLS/Cervantes Landscape Services, Inc. [business name], the party making the foregoing bid.

The bid is not made in the interest of, or on behalf of, any undisclosed person, partnership, company, association, organization, or corporation. The bid is genuine and not collusive or sham. The bidder has not directly or indirectly induced or solicited any other bidder to put in a false or sham bid. The bidder has not directly or indirectly colluded, conspired, connived, or agreed with any bidder or anyone else to put in a sham bid, or to refrain from bidding. The bidder has not in any manner, directly or indirectly, sought by agreement, communication, or conference with anyone to fix the bid price of the bidder or any other bidder, or to fix any overhead, profit, or cost element of the bid price, or of that of any other bidder. All statements contained in the bid are true. The bidder has not, directly or indirectly, submitted his or her bid price or any breakdown thereof, or the contents thereof, or divulged information or data relative thereto, to any corporation, partnership, company, association, organization, bid depository, or to any member or agent thereof, to effectuate a collusive or sham bid, and has not paid and will not pay, any person or entity for such purpose.

Any person executing this declaration on behalf of a bidder that is a corporation, partnership, joint venture, limited liability company, limited liability partnership, or any other entity, hereby represents that he or she has full power to execute, and does execute, this declaration on behalf of the bidder.

This declaration is intended to comply with California Public Contract Code § 7106 and Title 23 U.S.C § 112.

I declare under penalty of perjury under the laws of the State of California that the foregoing is true and correct and that this declaration is executed on 07/29/2026 [date], at Patterson [city], CA [state].

s/ Alejandro P. Cervantes

Alejandro Cervantes Perez
Name [print]

END OF NONCOLLUSION DECLARATION

Bid Bond

CLS/Cervantes Landscape Services Inc. ("Bidder") has submitted a bid, dated July 24, 20 26 ("Bid"), to City of Soledad ("City") for work on the **Front Street Landscape Improvements Project** ("Project"). Under this duly executed bid bond ("Bid Bond"), Bidder as Principal and Granite Re, Inc. dba Granite Surety Insurance Company, its surety ("Surety"), are bound to City as obligee in the penal sum of ten percent of the maximum amount of the Bid (the "Bond Sum"). Bidder and Surety bind themselves and their respective heirs, executors, administrators, successors and assigns, jointly and severally, as follows:

1. **General.** If Bidder is awarded the Contract for the Project, Bidder will enter into the Contract with City in accordance with the terms of the Bid.

2. **Submittals.** Within ten days following issuance of the Notice of Potential Award to Bidder, Bidder must submit to City the following:

   2.1 **Contract.** The executed Contract, using the form provided by City in the Project contract documents ("Contract Documents");

   2.2 **Payment Bond.** A payment bond for 100% of the maximum Contract Price, executed by a surety licensed to do business in the State of California using the Payment Bond form included with the Contract Documents;

   2.3 **Performance Bond.** A performance bond for 100% of the maximum Contract Price, executed by a surety licensed to do business in the State of California using the Performance Bond form included with the Contract Documents;

   2.4 **Insurance.** The insurance certificate(s) and endorsement(s) required by the Contract Documents;

   2.5 **Certificates of Reported Compliance.** Valid Certificates of Reported Compliance for its fleet and its listed Subcontractors, if applicable, in accordance with the In-Use Off-Road Diesel-Fueled Fleets Regulation (13 CCR § 2449 et seq.) ("Off-Road Regulation"), if the Project involves the use of vehicles subject to the Off-Road Regulation; and any other documents required by the Instructions to Bidders or Notice of Potential Award.

3. **Enforcement.** If Bidder fails to execute the Contract or to submit the bonds, insurance certificates, and valid Certificates of Reported Compliance as required by the Contract Documents, Surety guarantees that Bidder forfeits the Bond Sum to City. Any notice to Surety may be given in the manner specified in the Contract and delivered or transmitted to Surety as follows:

Attn:	Claim Department
Address:	14001 Quailbrook Drive
City/State/Zip:	Oklahoma City, OK 73134
Phone:	833-985-0288
Fax:	405-749-6800
Email:	staff@granitere.com

4. **Duration and Waiver.** If Bidder fulfills its obligations under Section 2, above, then this obligation will be null and void; otherwise, it will remain in full force and effect for 60 days following the bid opening or until this Bid Bond is returned to Bidder, whichever occurs first. Surety waives the provisions of Civil Code §§ 2819 and 2845.

This Bid Bond is entered into and effective on July 24, 20 26.

SURETY:

Granite Re, Inc. dba Granite Surety Insurance Company
Business Name

s/ _____ July 24, 2026
Date

Kenneth D. Whittington, Attorney-in-Fact
Name, Title

(Attach Acknowledgment with Notary Seal and Power of Attorney)

BIDDER:

CLS/Cervantes Landscape Services Inc.
Business Name

s/ _____ July 24, 2026
Date

Alejandro Cervantes Perez; CEO
Name, Title

END OF BID BOND

A notary public or other officer completing this certificate verifies only the identity of the individual who signed the document to which this certificate is attached, and not the truthfulness, accuracy, or validity of the document.

ACKNOWLEDGMENT OF PRINCIPAL

State of California
County of Stanislaus

On this 24th day of July, 2026, before me A. Gomez, Notary Public personally appeared
Here insert Name and Title of Officer
Alejandro Cervantes, who proved to me on the basis of satisfactory evidence to be the person
Name of Signer
whose name is subscribed to the within instrument and acknowledged to me that he/~~she~~ executed the same in his/~~her~~ authorized capacity, and that by his/~~her~~ signature on the instrument the person, or the entity upon behalf of which the person acted, executed the instrument.

I certify under the PENALTY OF PERJURY under the laws of the State of California that the foregoing paragraph is true and correct.

A. GOMEZ
Notary Public - California
San Joaquin County
Commission # 2512053
My Comm. Expires Mar 10, 2029

WITNESS my hand and official seal.

Signature _____
Signature of Notary Public

ACKNOWLEDGMENT OF SURETY

State of Oklahoma
County of Oklahoma

On this 24 day of July, 2026 before me personally come(s) Kenneth D. Whittington, Attorney-in-Fact of Granite Re, Inc. DBA Granite Surety Insurance Company with whom I am personally acquainted, and who, being by me duly sworn, says that he reside(s) in Oklahoma City, Oklahoma that he is the Attorney-in-Fact of Granite Re, Inc. DBA Granite Surety Insurance Company, the company described in and which executed the within instrument; that he know(s) the corporate seal of such Company; and that the seal affixed to the within instrument is such corporate seal and that it was affixed by order of the Board of Directors of said company, and he signed said instrument as Attorney(s)-in-Fact of the said Company by like order.

Notary Public

KRISTA OSHMAN
IN AND FOR
#19002899
EXP. 03/19/27
STATE OF OKLAHOMA
NOTARY PUBLIC

GR-34 (CA) Ed. 01-22

GRANITE RE, INC. DBA GRANITE SURETY INSURANCE COMPANY
GENERAL POWER OF ATTORNEY

Know all Men by these Presents:

That GRANITE RE, INC. DBA GRANITE SURETY INSURANCE COMPANY, a corporation organized and existing under the laws of the State of MINNESOTA and having its principal office at the City of OKLAHOMA CITY in the State of OKLAHOMA does hereby constitute and appoint:

KENNETH D. WHITTINGTON; KYLE MCDONALD its true and lawful Attorney-in-Fact(s) for the following purposes, to wit:

To sign its name as surety to, and to execute, seal and acknowledge any and all bonds, and to respectively do and perform any and all acts and things set forth in the resolution of the Board of Directors of the said GRANITE RE, INC. DBA GRANITE SURETY INSURANCE COMPANY a certified copy of which is hereto annexed and made a part of this Power of Attorney; and the said GRANITE RE, INC. DBA GRANITE SURETY INSURANCE COMPANY through us, its Board of Directors, hereby ratifies and confirms all and whatsoever the said:

KENNETH D. WHITTINGTON; KYLE MCDONALD may lawfully do in the premises by virtue of these presents.

In Witness Whereof, the said GRANITE RE, INC. DBA GRANITE SURETY INSURANCE COMPANY has caused this instrument to be sealed with its corporate seal, duly attested by the signatures of its President and Assistant Secretary, this 31st day of July, 2023.

Kenneth D. Whittington, President

Kyle P. McDonald, Assistant Secretary

STATE OF OKLAHOMA)
) SS:
COUNTY OF OKLAHOMA)

On this 31st day of July, 2023, before me personally came Kenneth D. Whittington, President of the GRANITE RE, INC. DBA GRANITE SURETY INSURANCE COMPANY and Kyle P. McDonald, Assistant Secretary of said Company, with both of whom I am personally acquainted, who being by me severally duly sworn, said, that they, the said Kenneth D. Whittington and Kyle P. McDonald were respectively the President and the Assistant Secretary of GRANITE RE, INC. DBA GRANITE SURETY INSURANCE COMPANY, the corporation described in and which executed the foregoing Power of Attorney; that they each knew the seal of said corporation; that the seal affixed to said Power of Attorney was such corporate seal, that it was so fixed by order of the Board of Directors of said corporation, and that they signed their name thereto by like order as President and Assistant Secretary, respectively, of the Company.

My Commission Expires:
April 21, 2027
Commission #: 11003620

Notary Public

GRANITE RE, INC.
Certificate

THE UNDERSIGNED, being the duly elected and acting Assistant Secretary of GRANITE RE, INC. DBA GRANITE SURETY INSURANCE COMPANY, a Minnesota Corporation, HEREBY CERTIFIES that the following resolution is a true and correct excerpt from the July 15, 1987, minutes of the meeting of the Board of Directors of GRANITE RE, INC. DBA GRANITE SURETY INSURANCE COMPANY and that said Power of Attorney has not been revoked and is now in full force and effect.

"RESOLVED, that the President, any Vice President, the Assistant Secretary, and any Assistant Vice President shall each have authority to appoint individuals as attorneys-in-fact or under other appropriate titles with authority to execute on behalf of the company fidelity and surety bonds and other documents of similar character issued by the Company in the course of its business. On any instrument making or evidencing such appointment, the signatures may be affixed by facsimile. On any instrument conferring such authority or on any bond or undertaking of the Company, the seal, or a facsimile thereof, may be impressed or affixed or in any other manner reproduced; provided, however, that the seal shall not be necessary to the validity of any such instrument or undertaking."

IN WITNESS WHEREOF, the undersigned has subscribed this Certificate and affixed the corporate seal of the Corporation this July 24, 2026.

Kyle P. McDonald, Assistant Secretary

GR-40 (CA) Ed. 06-24

Bidder's Questionnaire

Front Street Landscape Improvements Project

Within 48 hours following a request by City, a bidder must submit to City a completed, signed Bidder's Questionnaire using this form and all required attachments, including clearly labeled additional sheets as needed. City may request the Questionnaire from one or more of the apparent low bidders following the bid opening, and may use the completed Questionnaire as part of its investigation to evaluate a bidder's qualifications for this Project. The Questionnaire must be filled out completely, accurately, and legibly. Any errors, omissions, or misrepresentations in completion of the Questionnaire may be grounds for rejection of the bid or termination of a Contract awarded pursuant to the bid.

Part A: General Information

Bidder Business Name: CLS/Cervantes Landscape Services, Inc. ("Bidder")

Check One:
- ✓ Corporation (State of incorporation: California)
- ___ Partnership
- ___ Sole Proprietorship
- ___ Joint Venture of: _____
- ___ Other: _____

Main Office Address and Phone: 16549 Sycamore Ave, Patterson, CA 953163 (209) 277-9861

Local Office Address and Phone: _____

Website Address: _____

Owner of Business: Alejandro Cervantes Perez

Contact Name and Title: Alejandro Cervantes Perez; CEO

Contact Phone and Email: (209) 277-9861; accervantcslandscaping@gmail.com

Bidder's California Contractor's License Number(s): 962847

Bidder's DIR Registration Number: 1000711354

Part B: Bidder Experience

1. How many years has Bidder been in business under its present business name? 15 years

2. Has Bidder completed projects similar in type and size to this Project as a general contractor?
✓ Yes ___ No

3. Has Bidder ever been disqualified from a bid on grounds that it is not responsible, or otherwise disqualified or debarred from bidding under state or federal law?
___ Yes ✓ No

If yes, provide additional information on a separate sheet regarding the disqualification or debarment, including the name and address of the agency or owner of the project, the type and size of the project, the reasons that Bidder was disqualified or debarred, and the month and year in which the disqualification or debarment occurred.

4. Has Bidder ever been terminated for cause, alleged default, or legal violation from a construction project, either as a general contractor or as a subcontractor?
_____ Yes ✓ No

If yes, provide additional information on a separate sheet regarding the termination, including the name and address of the agency or owner of the subject project, the type and size of the project, whether Bidder was under contract as a general contractor or a subcontractor, the reasons that Bidder was terminated, and the month and year in which the termination occurred.

5. Provide information about Bidder's past projects performed as general contractor as follows:

5.1 Six most recently completed public works projects within the last three years;

5.2 Three largest completed projects within the last three years; and

5.3 Any project which is similar to this Project including scope and character of the work.

6. Use separate sheets to provide all of the following information for each project identified in response to the above three categories:

6.1 Project name, location, and description;
6.2 Owner (name, address, email, and phone number);
6.3 Prime contractor, if applicable (name, address, email, and phone number);
6.4 Architect or engineer (name, email, and phone number);
6.5 Project and/or construction manager (name, email, and phone number);
6.6 Scope of work performed (as general contractor or as subcontractor);
6.7 Initial contract price and final contract price (including change orders);
6.8 Original scheduled completion date and actual date of completion;
6.9 Time extensions granted (number of days);
6.10 Number and amount of stop notices or mechanic's liens filed;
6.11 Amount of any liquidated damages assessed against Bidder; and
6.12 Nature and resolution of any project-related claim, lawsuit, mediation, or arbitration involving Bidder.

Part C: Safety

1. Provide Bidder's Experience Modification Rate (EMR) for the last three years:

Year	EMR
2025	0.8
2024	0.5
2023	0.6

2. Complete the following, based on information provided in Bidder's CalOSHA Form 300 or Form 300A, Annual Summary of Work-Related Illnesses and Injuries, from the most recent past calendar year:

2.1 Number of lost workday cases: 0
2.2 Number of medical treatment cases: 0
2.3 Number of deaths: 0

5.1 Six Most Recently Completed Projects

6.1 Mape Memorial Park Pathway Relocation/11711 Mape Way, Dublin, CA 94568/Construction of concrete pathway at Mape Memorial Park.

6.2 City of Dublin/100 Civic Plaza, Dublin, CA 94568/ddong@pcgengr.com/(510) 908-4192

6.3 Prime Contractor: CLS/Cervantes Landscape Services, Inc./16649 Sycamore Ave, Patterson, CA 95363/ acervanteslandscaping@gmail.com/(209) 277-9861

6.4 Architect/Engineer: N/A

6.5 Project/Construction Manager: Javier Cervantes; (209) 777-7302; javierclslandscaping@gmail.com

6.6 Scope of Work: Construction of a concrete pathway, post and cable fencing, installation of site furnishings, turf from sod, and mulch. The work includes, but is not limited to, demolition, earthwork, post and cable fencing, site furnishings, site concrete, irrigation modifications, soil preparation, and turf from sod.

6.7 Initial Contract Price: $147,777.00; Final Contract Price: $151,377.00

6.8 Original Scheduled Completion: 09/01/2025, Actual Completion Date: 08/18/2025

6.9 Time extensions granted: 0

6.10 Number and amount of stop notices or mechanic's liens filed: 0

6.11 Amount of liquidated damages assessed against Bidder: 0

6.12 Nature and resolution of any claim, lawsuit, and/or arbitration between Bidder and the owner: N/A

6.1 McConnell Park Phase 2/10081 Hampton Oak Drive, Elk Grove, CA 95624/Construction of a dog park.

6.2 Consumnes Community Services District/8820 Elk Grove Blvd, Elk Grove, CA 95624/ChristineManitta@cosumnescsd.gov//(916) 216-6105

6.3 Prime Contractor: CLS/Cervantes Landscape Services, Inc./16649 Sycamore Ave, Patterson, CA 95363/ acervanteslandscaping@gmail.com/(209) 277-9861

6.4 Architect/Engineer: N/A

6.5 Project/Construction Manager: Javier Cervantes/javierclslandscaping@gmail.com/(209) 777-7302

6.6 Scope of Work: The construction of a dog park including clearing, grubbing, grading, drainage, existing utility tie-ins, irrigation, planting, and installation of: concrete flatwork, concrete curbs, fencing, decomposed granite, site furnishings, shade structure, and other appurtenances as required for a complete installation.

6.7 Initial Contract Price: $212,250.00; Final Contract Price: $225,273.25

6.8 Original Scheduled Completion: 11/06/2024; Actual Completion Date: 11/14/2024

6.9 Time extensions granted: 1

6.10 Number and amount of stop notices or mechanic's liens filed: 0

6.11 Amount of liquidated damages assessed against Bidder: 0

6.12 Nature and resolution of any claim, lawsuit, and/or arbitration between Bidder and the owner: N/A

6.1 Center Medians Landscape Plant Renovation and Upgrades. /Dougherty Rd & Dublin Blvd, Dublin, CA/Reconstruction of center medians at various locations in Dublin, CA.

6.2 MCE Corporation/5709 Scarlett Court, Dublin, CA 94568/ EAlvarez@mce-corp.com//(925) 557-5170

6.3 Prime Contractor: CLS/Cervantes Landscape Services, Inc./16649 Sycamore Ave, Patterson, CA 95363/ acervanteslandscaping@gmail.com/(209) 277-9861

6.4 Architect or Engineer: N/A

6.5 Project/Construction Manager: Alejandro Cervantes Jr./(209) 485-8499/alandscaping1020@gmail.com

6.6 Scope of Work: Initial clean-up and landscape clearing - Removal of debris, dead plant material, deceased trees, stumps, and root balls. Rough grade planter areas for planting. Planting of 1 gal. and 5 gal. plants, as well as 15. gals.

6.7 Initial Contract Price: $39,850.00; Final Contract Price: $39,850.00

6.8 Original Completion Date: 06/27/2025; Final Completion Date: 06/27/2025

6.9 Time extensions granted: 0

6.10 Number and amount of stop notices or mechanic's liens filed: 0

6.11 Amount of liquidated damages assessed against Bidder: 0

6.12 Nature and resolution of any claim, lawsuit, and/or arbitration between Bidder and the owner: N/A

6.1 Center Medians Landscape Plant Renovation and Upgrades. /Hacienda Drive & Dublin Blvd, Dublin, CA/Reconstruction of center medians at various locations in Dublin, CA.

6.2 MCE Corporation/5709 Scarlett Court, Dublin, CA 94568/ EAlvarez@mce-corp.com//(925) 557-5170

6.3 Prime Contractor: CLS/Cervantes Landscape Services, Inc./16649 Sycamore Ave, Patterson, CA 95363/ acervanteslandscaping@gmail.com/(209) 277-9861

6.4 Architect or Engineer: N/A

6.5 Project/Construction Manager: Alejandro Cervantes Jr./(209) 485-8499/alandscaping1020@gmail.com

6.6 Scope of Work: Initial clean-up and landscape clearing - Removal of debris, dead plant material, deceased trees, stumps, and root balls. Rough grade planter areas for planting. Planting of 1 gal. and 5 gal. plants, as well as 15. gals.

6.7 Initial Contract Price: $37,300.00; Final Contract Price: $37,300.00

6.8 Original Completion Date: 06/30/2025; Final Completion Date: 06/30/2025

6.9 Time extensions granted: 0

6.10 Number and amount of stop notices or mechanic's liens filed: 0

6.11 Amount of liquidated damages assessed against Bidder: 0

6.12 Nature and resolution of any claim, lawsuit, and/or arbitration between Bidder and the owner: N/A

6.1 Baldwin Road Medians/Baldwin Road, Patterson, CA 95363/Landscape and concrete reconstruction of Baldwin Road Median.

6.2 Baldwin Ranch Development, LLC/1412 Rockhaven Drive Modesto, CA 95356/joehollowell@sbcglobal.net/(209) 535-4012

6.3 Prime Contractor: CLS/Cervantes Landscape Services, Inc./16649 Sycamore Ave, Patterson, CA 95363/ acervanteslandscaping@gmail.com/(209) 277-9861

6.4 Architect/Engineer: N/A

6.5 Project/Construction Manager: Alejandro Cervantes Perez/acervanteslandscaping@gmail.com/(209) 277-9861

6.6 Scope of Work: Landscape and concrete reconstruction of Baldwin Road Median.

6.7 Initial Contract Price: $329,436.00; Final Contract Price: $329,436.00

6.8 Original Scheduled Completion: 08/30/2024; Actual Completion Date: 08/23/2024

6.9 Time extensions granted: 0

6.10 Number and amount of stop notices or mechanic's liens filed: 0

6.11 Amount of liquidated damages assessed against Bidder: 0

6.12 Nature and resolution of any claim, lawsuit, and/or arbitration between Bidder and the owner: N/A

6.1 Baldwin Medians/Sperry Ave, Patterson, CA 95363/Landscape and concrete reconstruction of Baldwin Medians.

6.2 Baldwin Ranch Development, LLC/1412 Rockhaven Drive Modesto, CA 95356/joehollowell@sbcglobal.net/(209) 535-4012

6.3 Prime Contractor: CLS/Cervantes Landscape Services, Inc./16649 Sycamore Ave, Patterson, CA 95363/ acervanteslandscaping@gmail.com/(209) 277-9861

6.4 Architect/Engineer: N/A

6.5 Project/Construction Manager: Alejandro Cervantes Perez/acervanteslandscaping@gmail.com/(209) 277-9861

6.6 Scope of Work: Landscape and concrete reconstruction of Baldwin Median.

6.7 Initial Contract Price: $259,852.00; Final Contract Price: $259,852.00

6.8 Original Scheduled Completion: 04/19/2024; Actual Completion Date: 04/12/2024

6.9 Time extensions granted: 0

6.10 Number and amount of stop notices or mechanic's liens filed: 0

6.11 Amount of liquidated damages assessed against Bidder: 0

6.12 Nature and resolution of any claim, lawsuit, and/or arbitration between Bidder and the owner: N/A

5.2 Three Largest Completed Projects

6.1 McConnell Park Phase 2/10081 Hampton Oak Drive, Elk Grove, CA 95624/Construction of a dog park.

6.2 Consumnes Community Services District/8820 Elk Grove Blvd, Elk Grove, CA 95624/ChristineManitta@cosumnescsd.gov//(916) 216-6105

6.3 Prime Contractor: CLS/Cervantes Landscape Services, Inc./16649 Sycamore Ave, Patterson, CA 95363/ acervanteslandscaping@gmail.com/(209) 277-9861

6.4 Architect/Engineer: N/A

6.5 Project/Construction Manager: Javier Cervantes/javierclslandscaping@gmail.com/(209) 777-7302

6.6 Scope of Work: The construction of a dog park including clearing, grubbing, grading, drainage, existing utility tie-ins, irrigation, planting, and installation of: concrete flatwork, concrete curbs, fencing, decomposed granite, site furnishings, shade structure, and other appurtenances as required for a complete installation.

6.7 Initial Contract Price: $212,250.00; Final Contract Price: $225,273.25

6.8 Original Scheduled Completion: 11/06/2024; Actual Completion Date: 11/14/2024

6.9 Time extensions granted: 1

6.10 Number and amount of stop notices or mechanic's liens filed: 0

6.11 Amount of liquidated damages assessed against Bidder: 0

6.12 Nature and resolution of any claim, lawsuit, and/or arbitration between Bidder and the owner: N/A

6.1 Baldwin Road Medians/Baldwin Road, Patterson, CA 95363/Landscape and concrete reconstruction of Baldwin Road Median.

6.2 Baldwin Ranch Development, LLC/1412 Rockhaven Drive Modesto, CA 95356/joehollowell@sbcglobal.net/(209) 535-4012

6.3 Prime Contractor: CLS/Cervantes Landscape Services, Inc./16649 Sycamore Ave, Patterson, CA 95363/ acervanteslandscaping@gmail.com/(209) 277-9861

6.4 Architect/Engineer: N/A

6.5 Project/Construction Manager: Alejandro Cervantes Perez/acervanteslandscaping@gmail.com/(209) 277-9861

6.6 Scope of Work: Landscape and concrete reconstruction of Baldwin Road Median.

6.7 Initial Contract Price: $329,436.00; Final Contract Price: $329,436.00

6.8 Original Scheduled Completion: 08/30/2024; Actual Completion Date: 08/23/2024

6.9 Time extensions granted: 0

6.10 Number and amount of stop notices or mechanic's liens filed: 0

6.11 Amount of liquidated damages assessed against Bidder: 0

6.12 Nature and resolution of any claim, lawsuit, and/or arbitration between Bidder and the owner: N/

6.1 Baldwin Medians/Sperry Ave, Patterson, CA 95363/Landscape and concrete reconstruction of Baldwin Medians.

6.2 Baldwin Ranch Development, LLC/1412 Rockhaven Drive Modesto, CA 95356/joehollowell@sbcglobal.net/(209) 535-4012

6.3 Prime Contractor: CLS/Cervantes Landscape Services, Inc./16649 Sycamore Ave, Patterson, CA 95363/ acervanteslandscaping@gmail.com/(209) 277-9861

6.4 Architect/Engineer: N/A

6.5 Project/Construction Manager: Alejandro Cervantes Perez/acervanteslandscaping@gmail.com/(209) 277-9861

6.6 Scope of Work: Landscape and concrete reconstruction of Baldwin Median.

6.7 Initial Contract Price: $259,852.00; Final Contract Price: $259,852.00

6.8 Original Scheduled Completion: 04/19/2024; Actual Completion Date: 04/12/2024

6.9 Time extensions granted: 0

6.10 Number and amount of stop notices or mechanic's liens filed: 0

6.11 Amount of liquidated damages assessed against Bidder: 0

6.12 Nature and resolution of any claim, lawsuit, and/or arbitration between Bidder and the owner: N/A

5.3 Similar Projects

6.1 Center Medians Landscape Plant Renovation and Upgrades. /Dougherty Rd & Dublin Blvd, Dublin, CA/Reconstruction of center medians at various locations in Dublin, CA.

6.2 MCE Corporation/5709 Scarlett Court, Dublin, CA 94568/ EAlvarez@mce-corp.com//(925) 557-5170

6.3 Prime Contractor: CLS/Cervantes Landscape Services, Inc./16649 Sycamore Ave, Patterson, CA 95363/ acervanteslandscaping@gmail.com/(209) 277-9861

6.4 Architect or Engineer: N/A

6.5 Project/Construction Manager: Alejandro Cervantes Jr./(209) 485-8499/alandscaping1020@gmail.com

6.6 Scope of Work: Initial clean-up and landscape clearing - Removal of debris, dead plant material, deceased trees, stumps, and root balls. Rough grade planter areas for planting. Planting of 1 gal. and 5 gal. plants, as well as 15. gals.

6.7 Initial Contract Price: $39,850.00; Final Contract Price: $39,850.00

6.8 Original Completion Date: 06/27/2025; Final Completion Date: 06/27/2025

6.9 Time extensions granted: 0

6.10 Number and amount of stop notices or mechanic's liens filed: 0

6.11 Amount of liquidated damages assessed against Bidder: 0

6.12 Nature and resolution of any claim, lawsuit, and/or arbitration between Bidder and the owner: N/A

6.1 Center Medians Landscape Plant Renovation and Upgrades. /Hacienda Drive & Dublin Blvd, Dublin, CA/Reconstruction of center medians at various locations in Dublin, CA.

6.2 MCE Corporation/5709 Scarlett Court, Dublin, CA 94568/ EAlvarez@mce-corp.com//(925) 557-5170

6.3 Prime Contractor: CLS/Cervantes Landscape Services, Inc./16649 Sycamore Ave, Patterson, CA 95363/ acervanteslandscaping@gmail.com/(209) 277-9861

6.4 Architect or Engineer: N/A

6.5 Project/Construction Manager: Alejandro Cervantes Jr./(209) 485-8499/alandscaping1020@gmail.com

6.6 Scope of Work: Initial clean-up and landscape clearing - Removal of debris, dead plant material, deceased trees, stumps, and root balls. Rough grade planter areas for planting. Planting of 1 gal. and 5 gal. plants, as well as 15. gals.

6.7 Initial Contract Price: $37,300.00; Final Contract Price: $37,300.00

6.8 Original Completion Date: 06/30/2025; Final Completion Date: 06/30/2025

6.9 Time extensions granted: 0

6.10 Number and amount of stop notices or mechanic's liens filed: 0

6.11 Amount of liquidated damages assessed against Bidder: 0

6.12 Nature and resolution of any claim, lawsuit, and/or arbitration between Bidder and the owner: N/A

3. Has Bidder ever been cited, fined, or prosecuted by any local, state, or federal agency, including OSHA, CalOSHA, or EPA, for violation of any law, regulation, or requirements pertaining to health and safety?

_____ Yes ___✓___ No

If yes, provide additional information on a separate sheet regarding each such citation, fine, or prosecution, including the name and address of the agency or owner of the project, the type and size of the project, the reasons for and nature of the citation, fine, or prosecution, and the month and year in which the incident giving rise to the citation, fine, or prosecution occurred.

4. Name, title, and email for person responsible for Bidder's safety program:

Alejandro Cervantes Perez; CEO — acervanteslandscaping@gmail.com

Name — Title — Email

Part D: Verification

In signing this document, I, the undersigned, declare that I am duly authorized to sign and submit this Bidder's Questionnaire on behalf of the named Bidder, and that all responses and information set forth in this Bidder's Questionnaire and accompanying attachments are, to the best of my knowledge, true, accurate and complete as of the date of submission. **I declare under penalty of perjury under the laws of the State of California that the foregoing is true and correct.**

Signature: Alejandro P. Cervantes Date: 01/29/2026

By: Alejandro Cervantes Perez
Name and Title

END OF BIDDER'S QUESTIONNAIRE

Bidder's References

(TO BE INCLUDED WITH BID)

The following are the names, addresses, and telephone numbers for three public agencies and/or private sector firms for which BIDDER has completed similar work within the past 3 years:

1.

City of Lathrop; 390 Towne Centre Drive, Lathrop, CA 95330
Name and Address of Owner

Steven Hollenbeak; (209) 941-7455
Name and telephone number of person familiar with project

$304,725.- Tubular fencing, DCI installation, and landscape restoration. May 26, 2026.
Contract Amount Type of Work Date completed

2.

City of Dublin; 100 Civic Plaza, Dublin, CA 94568
Name and Address of Owner

David Dong; (925) 224-7717
Name and telephone number of person familiar with project

$151,377.- Landscape and concrete reconstruction at Mape Memorial Park. August 18, 2025.
Contract Amount Type of Work Date completed

3.

Baldwin Ranch Development, LLC; 1412 Rockhaven Drive, Modesto, CA
Name and Address of Owner

Joe Hollowell; (209) 535-4012
Name and telephone number of person familiar with project

$329,436.- Landscape and concrete reconstruction of road median. August 23, 2024.
Contract Amount Type of Work Date completed

Addendum Date:	July 23, 2026
To:	All Bidders
Project:	Front Street Landscape Improvements Project
Subject:	Addendum No. 1

This Addendum is issued for clarification purposes only:

Changes to the Submission Deadline:

1. The proposal submission deadline for the project referenced above has been extended to the following date and time:

July 29, 2026, by 2:00 PM PST

First Set of Responses to Bidder's Questions:

1. **Question:** Please advise on who the incumbent is and their awarded contract number or awarded total amount? Thank you
   Answer: There is no incumbent contractor. This is a new procurement, and the services have not previously been provided under contract.

2. **Question:** What is Engineer's Estimate for this project?
   Answer: Engineer's Estimate for Project $371,460.

3. **Question:** Please provide Sign-in Sheet from Mandatory Prebid.
   Answer: Please see the attached Sign-in sheet to this addendum.

4. **Question:** Is there a current contractor, or is this a new contract for the City? If there is, please confirm who the current contractor is and the current contract value.
   Answer: This is a new contract for the City. Please see response to question no. 1.

5. **Question:** If the contract goes into the extension period, is the initial contract amount locked or is there opportunity for price increases during extension period?
   Answer: This will require discussion/clarification during negotiations between City and firm awarded contract and during extension period if deemed appropriate due to no fault of contractor.

6. **Question:** The Irrigation Legend show controller 3 controllers. However, the irrigation plans only show 2. Please clarify how many controllers are require for this project.
   Answer: Please disregard this question.

7. **Question:** The specifications on page 108, 2.4 Control System, part B states the following: Provide wire as shown on plan or approved equal. However, the plans do not show the wire. Please clarify if what kind of wire is require for this project.
   Answer: Irrigation wire to match existing - verify in field. For bidding purposes, assume AWG #14 Control Wire (Red) from Controller to each RCV, AWG #12 Wire (White) for Common Ground.

8. **Question:** Please disregard question about the number of controllers.
   Answer: Noted. Please see response to question no. 6.

9. **Question:** The bid schedule have 11 items. The Planetbids only show 1. Please confirm which is correct.
   Answer: Please refer to the Instructions to Bidders, Section 18 – Bid Schedule, and the Bid Proposal included in the Contract Documents. Bidders shall complete the eleven (11) bid items contained in the Bid Schedule and submit the completed Bid Schedule with their Bid Proposal. The Total Base Bid shall equal the sum of Bid Items 1 through 11 and must match the Base Bid entered in Section 1 of the Bid Proposal.

   The single line item displayed in the PlanetBids bid form is intentional and is used solely for electronic bid submission and identification of the apparent low bidder based on the Total Base Bid. The Contract Documents govern the required bid schedule.

Issued by: _____
Alex C. Ramos, Assistant Engineer

Bidders shall acknowledge receipt of the Addendum by signing and dated below and returning the Addendum as part of the bid.

Bidder's Acknowledgement

_____ 07/23/2026
Bidder's Authorized Representative Date

Meeting Started @ ~~2:00~~ 1:05pm

CITY OF SOLEDAD

Front Street Landscape Improvements Project

BIDDER'S CONFERENCE
Date: July 14, 2026
Time: 1:00 p.m.
Location: City Hall, 248 Main Street, Soledad, CA 93960

SIGN-IN SHEET

***Please write LEGIBLY.**

Name	Company/Firm	Phone	E-mail
Luis David Flores	Marina	831-737-9195	Luis D. Flores@Marinaco.com
R. Ruiz	WATIN BORO/05/84	415/415 453 485	R. Ruiz
Nica Sones	Smith and Enright	(831) 262-0327	nica@smithenright.com
Alejandro Ramirez	RANA Creek Design	(831) 774-3102	alejandro@ranacreekdesign.com
Arturo Trejo	Trejo's Landscaping	8312401591	arturo@tj-landscaping
Arturo Mendoza	New Image Landscape	510-226-9191	amendoza@newimagelandscape.com
Eric Chuck	Perma-Green Hydroseeding	408 848 3310	permagreenhydro@gmail.com
DIPAK MODY	LANDSCAPE PROS ML INC	408-920-7718	landscapeprosinfo@gmail.com
Joel Alvarez	City of Soledad		
Anthony Bonino	K&D Landscaping	805 775 0903	anthony@kndlandscaping.com
Alejandro Cervantes	CLS inc.	209.277-9861	acervantes landscaping@gmail.com
Soraya Zuñiga	City of Soledad	—	—
Alex Ramos	"	831-601 5385	59
Suzanne Baird	Wallace Group	818.292.4500	Suzanneb@wallacegroup.us

Addendum Date: July 24, 2026

To: All Bidders

Project: Front Street Landscape Improvements Project

Subject: Addendum No. 2

This Addendum is issued to respond to the second set of questions:

Second Set of Responses to Bidder's Questions:

1. **Question:** The irrigation legend and the irrigation plans show controller as C1, C2 and C3. The various valves are designated as B, A and numbers. However, it is not clear which controller is associated with the various valves. Please clarify how the controllers C1 to C3 are related to A, B and numbers.
   Answer: Controller C1 and C2 service the planters to the north of Benito and includes zones outside the project's limit of work.Valves labels A & B are the current valve numbers associated with the control wires to Controller C1 and C2. These controllers are outdated and are to be replaced with new controllers for continuity and better communication options. Controller C3 services median planters, bulb outs within this project scope in additiion to planters, bulb outs and the park which are outside the scope of work. The City wants Controller C3 to continue servicing all valves associated with this controller and have option to add other valves in future.

2. **Question:** Existing Irrigation Control Wiring: Subject: Existing Irrigation Control Wire Continuity The irrigation plans indicate that portions of the existing irrigation system are to remain. If, during construction, the existing control wiring between the irrigation controller and the remote control valves is found to be missing, damaged, or lacking electrical continuity, should replacement of the control wiring be considered part of the base bid, or will such work be compensated as extra work through a Change Order?
   Answer: The project calls for all irrigation valves to be operational which would include any required repairs to new valves' control wiring.

3. **Question:** Existing Irrigation Mainline: Subject: Existing Irrigation Mainline Condition - The demolition plans indicate that portions of the existing irrigation mainline are to remain. If the existing mainline is found to be damaged, leaking, undersized, or otherwise unsuitable for reuse after excavation or pressure testing, should replacement be included in the base bid, or will replacement be treated as extra work?
   Answer: All existing mainline is currently operational and to remain. Any repair or replacement

Answer: Contractor responsible to determine.

11. **Question:** Repair and replace notes 1 on sheet LI-5.1 indicates removal of existing lateral line, valves, dripline, and sprinklers. Provide the irrigation as-built plans for bidding purposes.
    Answer: See response to questions 14. Valve locations are approximated based on as-builts and site investigations.

12. **Question:** Is the blue-colored mainline shown on the irrigation plans intended to represent the new Schedule 80 mainline as indicated in the irrigation legend? If not, please clarify the location of the new PVC Schedule 80 mainline shown on the irrigation schedule.
    Answer: See response to question 16.

13. **Question:** Referring to the above question, the symbols shown for the existing mainline and the new mainline appear to be different from the symbols indicated in the irrigation schedule. We are having difficulty distinguishing between the existing and new mainlines based solely on the symbols shown on the plans. Please advise and clarify the appropriate symbol designation for each.
    Answer: See response to question 16.

14. **Question:** Referring to Sheet LI-1.2, no sleeve is shown for the mainline crossing beneath the existing ramp at the corner of Front Street and Benito Street. Please confirm whether an existing sleeve will be utilized at this location. If not, please provide direction on the proposed installation.
    Answer: Irrigation plans diagrammatic. It is assumed mainline to be installed in planting areas.

15. **Question:** Referring to Sheet LI-1.2, please clarify whether the sleeve crossing Benito Street is intended for the new mainline or the existing mainline. The dashed black line is shown within the sleeve, making it unclear which line is being referenced. Please advise.
    Answer: See response to question 16.

16. **Question:** The base bid item description of bid item 1 (mobilization and demobilization) in specification section 012000 includes electrician certifications; however, irrigation notes 17 shows replacing existing irrigation controllers with new. Confirm that no electrical works are part of this project scope of work. Otherwise, please advise.
    Answer: Controllers to be installed using existing electrical source.

17. **Question:** Part 2.6 and 2.7 of specification section 328400 shows 10'' round plastic valve box for ball valve and flow sensor; however, detail 2 and 4 on sheet LI-5.1 shows rectangular valve box with extension. Please clarify the size of valve box for flow sensor and ball valve
    Answer: Use rectangular valve box for bid purposes.

18. **Question:** Detail 2 on sheet LI-5.1 shows some flange fittings at master valve and flow sensor. Please provide the size of existing mainline at the locations that new master valve and flow sensor to be installed so bidders can determine the size of flanged fittings.
    Answer: Existing mainline is understood to be 3" per information provided by City.

19. **Question:** Detail 2 on Sheet LI-5.1 shows flanged fittings at the proposed master valve and flow sensor locations. Please provide the size of the existing mainline at these locations so that bidders can accurately determine the required size of the flanged fittings for the new master valve and flow sensor installation.
    Answer: See response to question 27.

Bidders shall acknowledge receipt of the Addendum by signing and dated below and returning the Addendum as part of the bid.

Bidder's Acknowledgement

Bidder's Authorized Representative

07/24/26
Date

Addendum Date:	July 28, 2026
To:	All Bidders
Project:	Front Street Landscape Improvements Project
Subject:	Addendum No. 3

This Addendum is issued for clarification and to respond to the second set of questions:

Changes to the Submission Deadline:

1. Due to the issues experienced with Addendum No. 2, the proposal submission deadline for the project referenced above has been extended to the following date and time:

July 31, 2026, by 2:00 PM PST

First Set of Responses to Bidder's Questions:

1. **As a reminder**, please refer to Addendum No. 1 for responses to questions 1 – 9. Addendum No. 1 may be found on the Planetbids.com Portal for the project referenced above and issued on July 23, 2026.

Second Set of Responses to Bidder's Questions:

10. **Question:** The irrigation legend and the irrigation plans show controller as C1, C2 and C3. The various valves are designated as B, A and numbers. However, it is not clear which controller is associated with the various valves. Please clarify how the controllers C1 to C3 are related to A, B and numbers.
    Answer: Controller C1 and C2 service the planters to the north of Benito and includes zones outside the project's limit of work. Valves labels A & B are the current valve numbers associated with the control wires to Controller C1 and C2. These controllers are outdated and are to be replaced with new controllers for continuity and better communication options. Controller C3 services median planters, bulb outs within this project scope in addition to planters, bulb outs and the park which are outside the scope of work. The City wants Controller C3 to continue servicing all valves associated with this controller and have option to add other valves in future.

11. **Question:** Existing Irrigation Control Wiring: Subject: Existing Irrigation Control Wire Continuity The irrigation plans indicate that portions of the existing irrigation system are to remain. If, during construction, the existing control wiring between the irrigation controller and the remote control valves is found to be missing, damaged, or lacking electrical continuity, should replacement of the control wiring be considered part of the base bid, or will such work be compensated as extra work through a Change Order?
    Answer: The project calls for all irrigation valves to be operational, which would include any required repairs to new valves' control wiring.

12. **Question:** Existing Irrigation Mainline: Subject: Existing Irrigation Mainline Condition - The demolition plans indicate that portions of the existing irrigation mainline are to remain. If the existing mainline is found to be damaged, leaking, undersized, or otherwise unsuitable for reuse after excavation or pressure testing, should replacement be included in the base bid, or will replacement be treated as extra work?
    Answer: All existing mainline is currently operational and to remain. Any repair or replacement required would be reviewed by the City to determine if CA appropriate.

13. **Question:** Existing Sleeves Subject: Existing Irrigation Sleeves - If existing sleeves beneath roadways or medians are found to be blocked, collapsed, damaged, or missing, should installation of new sleeves (including directional boring or pavement restoration, if required) be included in the base bid, or will such work be compensated separately?
    Answer: Installation of new sleeving not indicated on plans would be outside of project scope and need to receive approval from City engineer.

14. **Question:** Irrigation Record Drawings Subject: Existing Irrigation Record Drawings- Are complete record drawings (as-builts) of the existing irrigation system available, including the locations of mainlines, lateral lines, sleeves, control wiring, valves, and points of connection? If available, can the City provide these documents?
    Answer: Plans incorporated as-builts that most closely reflect current conditions. City to provide as-builts to winning contractor.

15. **Question:** Existing Irrigation Controller- Subject: Existing Irrigation Controller and Electrical Service - Can the City confirm that all existing irrigation controllers, controller cabinets, electrical power, and associated equipment intended for reuse are fully operational? If repair or replacement is required due to existing deficiencies, should such work be included in the base bid or treated as extra work?

Answer: Refer to Irrigation schedule. All (3) controllers are to be replaced as indicated on plans.

16. **Question:** Please clarify irrigation mainline patterns and quantities. Per the irrigation schedule, there are Three patterns for the mainline; new, existing, and just mainline (see attached). These patterns are not reflected in the drawings. The only patterns shown are the "new" pattern and a blue "new" patterns. The quantities do not match. Please clarify what mainline is to remain and what mainline is new. Please also verify the sizes of the existing mainline.
    Answer: Existing mainline to remain. Blue main line indicates new mainline used at new valve connection locations. Schedule 80 new mainline to be used at Benito Street connection under vehicular pavement.

17. **Question:** Please confirm that the irrigation is for portable water and not recycled.
    Answer: The proposed irrigation system shall be connected to the City's potable water system. No recycled or reclaimed water facilities, appurtenances, equipment, or signage are included as part of this Project.

18. **Question:** The legend's Callout No. 7 in Detail 7 (Irrigation Trenching) on Sheet LI-5.2 indicates sand backfill for both mainline and lateral lines. However, Callout No. 7 appears to refer to the bedding material, while Callout No. 8 pertains to the backfill material. Please clarify if sand bedding is needed or not. If sand bedding is needed confirm that backfilling materials can be backfilling materials can be excavated material per Part 3.3E of specification section 328400. Otherwise, please advise.
    Answer: Call out 7 requires sand to be used as backfill in locations specified. Callout 8 refers to existing soil removed during excavation and used as backfill (with rocks and debris removed as specified).

19. **Question:** Per part 2.1A of specification section 329300, soil amendments and fertilizers application ratios/types for planting areas preparation shall follow soil report recommendations. Please provide the amendments and fertilizers ratios for bidding purposes.
    Answer: Contractor responsible to determine.

20. **Question:** Repair and replace notes 1 on sheet LI-5.1 indicates removal of existing lateral line, valves, dripline, and sprinklers. Provide the irrigation as-built plans for bidding purposes.
    Answer: See response to questions 14. Valve locations are approximated based on as-builts and site investigations.

21. **Question:** Is the blue-colored mainline shown on the irrigation plans intended to represent the new Schedule 80 mainline as indicated in the irrigation legend? If not, please clarify the location of the new PVC Schedule 80 mainline shown on the irrigation schedule.
    Answer: See response to question 16.

22. **Question:** Referring to the above question, the symbols shown for the existing mainline and the new mainline appear to be different from the symbols indicated in the irrigation schedule. We are having difficulty distinguishing between the existing and new mainlines based solely on the symbols shown on the plans. Please advise and clarify the appropriate symbol designation for each.
    Answer: See response to question 16.

23. **Question:** Referring to Sheet LI-1.2, no sleeve is shown for the mainline crossing beneath the existing ramp at the corner of Front Street and Benito Street. Please confirm whether an existing sleeve will be utilized at this location. If not, please provide direction on the proposed installation.

Answer: Irrigation plans diagrammatic. It is assumed mainline to be installed in planting areas.

24. **Question:** Referring to Sheet LI-1.2, please clarify whether the sleeve crossing Benito Street is intended for the new mainline or the existing mainline. The dashed black line is shown within the sleeve, making it unclear which line is being referenced. Please advise.
    Answer: See response to question 16.

25. **Question:** The base bid item description of bid item 1 (mobilization and demobilization) in specification section 012000 includes electrician certifications; however, irrigation notes 17 shows replacing existing irrigation controllers with new. Confirm that no electrical works are part of this project scope of work. Otherwise, please advise.
    Answer: Controllers to be installed using existing electrical source.

26. **Question:** Part 2.6 and 2.7 of specification section 328400 shows 10'' round plastic valve box for ball valve and flow sensor; however, detail 2 and 4 on sheet LI-5.1 shows rectangular valve box with extension. Please clarify the size of valve box for flow sensor and ball valve
    Answer: Use rectangular valve box for bid purposes.

27. **Question:** Detail 2 on sheet LI-5.1 shows some flange fittings at master valve and flow sensor. Please provide the size of existing mainline at the locations that new master valve and flow sensor to be installed so bidders can determine the size of flanged fittings.
    Answer: Existing mainline is understood to be 3" per information provided by City.

28. **Question:** Detail 2 on Sheet LI-5.1 shows flanged fittings at the proposed master valve and flow sensor locations. Please provide the size of the existing mainline at these locations so that bidders can accurately determine the required size of the flanged fittings for the new master valve and flow sensor installation.
    Answer: See response to question 27.

29. **Question:** Per Irrigation Specification 328400, Section 3.04, Paragraph B, Line 3, sleeves shall be installed by horizontal boring beneath obstructions that cannot be removed. No saw-cutting for sleeving permitted. Please confirm that this requirement applies only to locations where obstructions cannot be removed, and that saw-cutting is permitted at other locations where sleeves are to be installed beneath existing paved areas. If this interpretation is correct, please clarify or provide examples of the types and locations of obstructions that are considered non-removable and therefore require horizontal boring.
    Answer: For bidding purposes, assume horizontal boring. If field conditions during construction indicate it cannot be performed, contractor to work with City Engineer to determine best course of action.

30. **Question:** Please provide a geotechnical report if the report is available.
    Answer: There is no Geotechnical Report available.

31. **Question:** Per Planting Notes on Sheet LP-5.1, Section 6, Paragraph C, areas receiving mulch are required to have the finished soil grade 3 inches below adjacent sidewalks, curbs, or finished grades. Based on the existing site conditions, excavation and export of soil will likely be required in the majority of the planting areas to achieve the required finished grade and accommodate the 3-inch mulch layer. To ensure all bidders are pricing this work consistently, please provide the estimated excavation/export quantity (CY) associated with this requirement, or include a specific allowance and/or bid item for this work. Otherwise, bidders may develop varying quantities and costs based

on their individual interpretations of the existing site conditions, resulting in inconsistent bids
Answer: Contractor responsible to determine.

32. **Question:** Please clarify if most of the irrigation mainline is existing and the only new irrigation mainline is shown with cyan color.
Answer: See response to question 16.

33. **Question:** Sheet LP5.1 detail 3 states mulch shall be 3" thick, but per the site walk no excavation will be happening on the mounded median planters. Please clarify how to install mulch on mounded planters.
Answer: Mounded median planters using groundcover. Refer to planting notes.

34. **Question:** We are missing the lateral connections for the tree rings on Sheet LI-1.4 at the intersection of Front St. & Soledad
Answer: Tree ring irrigation tie in will required field verification if there is sleeving available to tie these tree rings with valve watering median trees or other nearby tree irrigation. If not available, tree rings to be connected to drip irrigation of bulb out as volume too small for additional valve.

35. **Question:** Please clarify the location of the Sch 80 mainline.
Answer: See response to question 16.

36. **Question:** Please clarify the plant warranty. The landscape contractor cannot warrant plant material for a year if the landscape contractor is only responsible for a 120-day maintenance period.
Answer: Plant warranty continues beyond the maintenance period for a total of one year to ensure plant establishment.

Issued by: _____
Alex C. Ramos, Assistant Engineer

Bidders shall acknowledge receipt of the Addendum by signing and dated below and returning the Addendum as part of the bid.

Bidder's Acknowledgement

_____ 07/28/26
Bidder's Authorized Representative Date

AGENDA ITEM NO. 4.

CITY OF SOLEDAD
STAFF REPORT

SUBJECT: **Consideration of Adoptions for Resolution No's. 6411 and 6412, Resolutions of the City Council of the City of Soledad Appointing a Nominee to the Office of Mayor and a Nominee to the Office of District 1 Councilmember and Canceling the City's General Municipal Election for Mayor and the City's General Election for Councilmember in District 1, scheduled for Tuesday, November 3, 2026, Pursuant to Elections Code Section 10299**

TO: **Honorable Mayor Velazquez and City Council**

FROM: **Mike Rodriquez, City Attorney**

THROUGH: **Megan Hunter, City Manager**

MEETING DATE: **August 19, 2026**

Recommendation

It is recommended that the City Council consider adoption of a Resolution "Appointing a Nominee to the Office of Mayor and a Nominee to the Office of District 1 Councilmember and Canceling the City's General Municipal Election for Mayor and the City's General Municipal Election for Councilmember in District 1 Scheduled for Tuesday, November 3, 2026, Pursuant to Elections Code Section 10299."

Executive Summary

Pursuant to California Elections Code Section 10229, when no person or only one person has been nominated for an office elected on a citywide basis or from a legislative district, the City Council may, following the required public notice, either appoint the person who has been nominated or direct that the election proceed for that office. At the close of the nomination period, only one candidate qualified for each of two City offices: Fernando Cabrera for Mayor and Fernando Ansaldo Sánchez for District 1 Councilmember. Accordingly, and subject to the requirements of Elections Code Section 10229, the City Council may consider whether to appoint either or both qualified candidates to their respective offices or proceed with the November 3, 2026 election for those offices.

The Council's decision also has a fiscal impact. Monterey County Elections estimates election costs at approximately $6 to $10 per registered voter. If the Council appoints the candidates for Mayor and District 1, an election would only be necessary for District 2, with an estimated cost of $17,238 to $28,730. If elections are held for all three offices, the estimated cost is $54,768 to $91,280. Therefore, appointing both candidates could save the City's General Fund approximately $37,530 to $62,550 in election costs.

Background

For the upcoming November 3, 2026 General Municipal Election, the City has three offices up for election: the Mayor's seat and City Council seats for Districts 1 and 2. The regular candidate filing period was July 13 through August 7, 2026.

The City began informing Soledad residents about the candidate filing period on July 8, 2026, including posting information on the City's website and placing an advertisement in the Salinas Valley Tribune. The City also posted multiple reminders on social media regarding the August 7 filing deadline and provided notice to its contact lists, including members of the Planning Commission and Transactions and Use Tax Citizens Oversight Committee.

Because the incumbent Mayor did not file nomination papers by the August 7 deadline, the nomination period for the Mayor's seat was extended through August 12, 2026, as provided by state law. After the close of the regular filing period at 5:00 p.m. on August 7, the City posted notice that the filing period for Mayor had been extended through August 12.

By the close of the applicable nomination periods, two candidates had qualified for the District 2 Councilmember seat. However, only one candidate qualified for each of the other two offices: Fernando Cabrera for Mayor and Fernando Ansaldo Sánchez for District 1 Councilmember.

Review & Analysis

Per Elections Code Section 10229, if as in Soledad, by the 88th day before the municipal election, no one or only one person has been nominated for any office that is elected on a citywide basis or that is selected from or by a legislative district, the elections official shall submit a certificate of these facts to the governing body and inform the governing body that it may, at a regular or special meeting held before the municipal election, adopt one of the following courses of action:

1. Appoint to the office the person who has been nominated; or
2. Hold the election.

In accordance with Section 10299, the City Clerk provided certification to the Council that with respect to the Mayor's position and the District 1 Councilmember's seat, facts exist to invoke Elections Code Section 10299. See **Exhibit A**. Additionally, this same certification was posted at various locations in the City on August 10, 2026, and August 12, 2026, and was published in a local newspaper on August 15, 2026.

Section 10229 provides that, after the fifth day following the date of posting or publication of the required notice, the City Council may make an appointment or direct that an election be held. A person appointed pursuant to this section would take office following the November election and serve in the same manner as if elected at the municipal election. If no appointment is made by the 75th day before the election, August 20, 2026, the election must proceed. If the election proceeds, eligible individuals would have an opportunity to qualify as write-in candidates during the applicable write-in filing period. Given the statutory deadline, the Council must take action this evening if it wishes to appoint either of the candidates for the offices for which only one candidate qualified.

There are reasonable considerations both for and against utilizing the appointment process. Appointment would avoid the cost and administrative resources associated with conducting elections

for the Mayor and District 1 Councilmember seats when only one candidate qualified for each office. Despite the City's outreach regarding the candidate filing period, including information provided through the City's website, social media, newspaper advertising, and community contact lists, no additional candidates qualified for these offices. The filing period for Mayor was also extended through August 12, 2026, because the incumbent did not file for reelection.

The Council considered a similar situation for the November 5, 2024 election, when it had the opportunity to appoint candidates for Mayor and the District 3 and District 4 Councilmember seats. At that time, the Council elected to proceed with the election, in part to preserve the opportunity for individuals to qualify as write-in candidates. Ultimately, no write-in candidates qualified for those offices.

Conversely, proceeding with an election would preserve the opportunity for additional individuals to qualify as write-in candidates and would allow voters to cast ballots for these offices. Although appointment is expressly authorized by state law when only one candidate qualifies, the Council may determine that conducting an election provides greater opportunity for voter participation and avoids any public perception that the electoral process has been limited.

The Council should weigh these considerations, along with the fiscal impact of conducting the election, in determining whether to appoint the qualified candidates for Mayor and/or District 1 Councilmember or direct that the election proceed for those offices.

Due to applicable time constraints on Council action, resolutions have been prepared for Council consideration that would appoint Nominee Fernando Cabrera to the Mayor's seat for a two-year term and Nominee Fernando Ansaldo Sánchez to the District 1 Councilmember's seat for a four-year term. The resolutions will also serve to cancel the elections for either or both the Mayor and the District 1 Councilmember position at the November 3rd election. City residents will continue to participate in the election process for other local and statewide matters, while the residents in District 2 will move forward with their election process for their Councilmember. If the Council decides not to make appointments, no further action is necessary and the election will proceed as planned.

Financial Considerations

Given the City's current financial constraints, the potential cost savings associated with appointment are an appropriate factor for the Council to consider. According to estimates provided by Monterey County Elections, election costs are estimated at approximately $6 to $10 per registered voter. If the Council appoints the qualified candidates for Mayor and District 1, the City would only incur election costs associated with District 2, which has approximately 2,873 registered voters. Based on the County's estimate, the City's election costs would range from approximately $17,238 to $28,730. If the Council elects to proceed with the election for all three offices, election costs would be based on approximately 9,128 registered voters citywide, resulting in an estimated cost of $54,768 to $91,280. This would represent a savings between **$37,530 to $62,550** to the General Fund.

Strategic Plan Alignment

Approval of either of the two resolutions before the Council is consistent with Soledad Strategic Plan Objective Goal 10.5.1- Maintain fiscal stability and responsible financial management. As is noted above, appointment to the referenced positions will result in cancelation of elections and cost-savings associated with elections-related services and staff allocations. Council action on this matter is also consistent with Soledad Strategic Plan Objective 10.2.4- Promote fair, inclusive and transparent elections, as the involved decision-making, all of which is being transacted in a public meeting forum,

serves to educate the public on the elections and appointment process, which has changed with the introduction of districts.

Alternatives

- Adopt one or both of the resolutions before the Council appointing nominees to office.
- Take no appointment action and allow the election to proceed as previously noticed.

Planning/CEQA

Approval of either or both of the resolutions before the Council is exempt from environmental review under the general rule in California Environmental Quality Act (CEQA) Guidelines Section 15061(b)(3) that CEQA only applies to projects that have the potential for causing a significant effect on the environment. The resolutions will merely serve to appoint nominees to local office and as such, it can be seen with certainty that there is no possibility that these resolutions will have a significant effect on the environment.

Public Notice Requirements

Notice regarding the Council's action this evening was accomplished by posting and publication in accordance with applicable law. In addition to posting outside of City Hall and on the website, staff posted notices in the Weeklys on August 13 and in the Californian on August 15, 2026.

Attachment(s):
Resolution No. 6410
Resolution No. 6411
Exhibit A
Attachment A

RESOLUTION NO. 6410

A RESOLUTION OF THE CITY COUNCIL OF THE CITY OF SOLEDAD APPOINTING A NOMINEE TO THE OFFICE OF MAYOR AND CANCELING THE CITY'S GENERAL MUNICIPAL ELECTION FOR MAYOR SCHEDULED FOR TUESDAY, NOVEMBER 3, 2026, PURSUANT TO ELECTIONS CODE SECTION 10299

WHEREAS, on June 17 2026, the City Council adopted Resolution No. 6378 calling for the holding of a General Municipal Election on Tuesday, November 3, 2026, for the election of Councilmembers in Districts 1, and 2 and the Mayor's seat, as required by the provisions of the laws of the State of California relating to General Law cities; and

WHEREAS, the Notice of the Election was published on July 8, 2026; and

WHEREAS, the nomination period for City offices was open from July 13 through August 7 for Councilmembers, and extended to August 12 for the Mayor's seat, and at the close of the nomination period, only one individual, Fernando Cabrera, had been nominated for the office of Mayor; and

WHEREAS, a certificate prepared by the City Clerk describing the aforesaid circumstances with respect to the Mayor's position was provided to the City Council and was posted pursuant to law on August 13, 2026, and published thereafter in a newspaper of general circulation on August 15, 2026 (**See Attachment A**); and

WHEREAS, pursuant to California Elections Code Section 10299, since at the close of the nomination period on August 12, 2026, only one person has been nominated for the office of Mayor, the City Council may take one of the following actions:

1. Appoint to the office the person who has been nominated; or

2. Hold the election.

NOW THEREFORE, BE IT HEREBY RESOLVED by the City Council of the City of Soledad as follows:

Section 1. Pursuant to Elections Code Section 10229, Fernando Cabrera is appointed to the Office of Mayor for a two-year term.

Section 2. The citywide General Municipal Election for Mayor scheduled for November 3, 2026, is hereby canceled.

Section 3. Fernando Cabrera shall qualify and take office and serve exactly as if elected at the November 3, 2026, municipal election for the office of Mayor.

PASSED AND ADOPTED by the City Council of the City of Soledad at a regular public meeting thereof held on the 19th day of August 2026, by the following vote:

AYES: and in favor thereof, Councilmembers:

NOES: Councilmembers:

ABSENT: Councilmembers:

ABSTAIN: Councilmembers:

_____
Anna Velazquez, the Honorable Mayor

ATTEST:

_____
Megan Hunter, City Clerk

RESOLUTION NO. 6411

A RESOLUTION OF THE CITY COUNCIL OF THE CITY OF SOLEDAD APPOINTING A NOMINEE TO THE OFFICE OF DISTRICT 1 COUNCILMEMBER AND CANCELING THE CITY'S GENERAL MUNICIPAL ELECTION FOR DISTRICT 1 COUNCILMEMBER SCHEDULED FOR TUESDAY, NOVEMBER 3, 2026, PURSUANT TO ELECTIONS CODE SECTION 10299

WHEREAS, on June 17, 2026, the City Council adopted Resolution No. 6378 calling for the holding of a General Municipal Election on Tuesday, November 3, 2026, for the election of Councilmembers in Districts 1 and 2 and the Mayor's seat, as required by the provisions of the laws of the State of California relating to General Law cities; and

WHEREAS, the Notice of the Election was published on July 8, 2026; and

WHEREAS, the nomination period for City offices was open from July 13 through August 7 for Councilmembers, and extended to August 12 for the Mayor's seat, and at the close of the nomination period, only one individual, Fernando Ansaldo Sanchez, had been nominated for office in District 1; and

WHEREAS, a certificate prepared by the City Clerk describing the aforesaid circumstances in District 1 was provided to the City Council and was posted pursuant to law on August 10, 2026, and published thereafter in a newspaper of general circulation on August 15, 2026 (**See Attachment A**); and

WHEREAS, pursuant to California Elections Code Section 10299, since at the close of the nomination period on August 7, 2026, only one person has been nominated for office in District 1, the City Council may take one of the following actions:

1. Appoint to the office the person who has been nominated; or

2. Hold the election.

NOW THEREFORE, BE IT HEREBY RESOLVED by the City Council of the City of Soledad as follows:

Section 1. Pursuant to Elections Code Section 10229, Fernando Ansaldo Sanchez is appointed to the Office of City Councilmember in District 1 for a four-year term.

Section 2. The General Municipal Election for District 1 Councilmember scheduled for November 3, 2026, is hereby canceled in District 1.

Section 3. Fernando Ansaldo Sanchez shall qualify and take office and serve exactly as if elected at the November 3, 2026, municipal election for the office of Councilmember.

PASSED AND ADOPTED by the City Council of the City of Soledad at a regular public meeting thereof held on the 19th day of August, 2026, by the following vote:

AYES: and in favor thereof, Councilmembers:

NOES: Councilmembers:

ABSENT: Councilmembers:

ABSTAIN: Councilmembers:

_____
Anna Velazquez, the Honorable Mayor

ATTEST:

_____
Megan Hunter, City Clerk

CITY CLERK'S CERTIFICATION THAT ONLY ONE PERSON HAS BEEN NOMINATED TO BE ELECTED AS MAYOR

I, Darlene Noriega, Deputy City Clerk of the City of Soledad, do hereby certify pursuant to Section 10229, Elections Code of the State of California, to the following facts relating to the General Municipal Election to be held on Tuesday, November 3, 2026:

As of the close of the extended Candidate nomination period on August 12, 2026, only one person filed nomination papers to fill the City Council seat for Mayor that is up for election at the November 3, 2026, General Municipal Election. Therefore, there are not more candidates than offices to be elected for City of Soledad office of Mayor.

The person so nominated for Mayor:

Fernando Cabrera

That Section 10229 of the California Elections Code allows one of the following courses of action to be taken by the City Council at a regular or special meeting held before the General Municipal Election in the event that only one person is nominated to an office:

1. Appoint to the office the person who has been nominated, or
2. Hold the election if either no one or only one person has been nominated.

A notice of these facts will be published on August 15, 2026, in a newspaper of general circulation in the City pursuant to Section 6061 of the Government Code. After the fifth day following the date of posting or publication, the City Council will meet to either make the appointment and cancel the election for that office or direct an election to be held. The persons appointed, if any, shall qualify and take office and serve exactly as if elected at a municipal election for the office.

If the City Council makes an appointment pursuant to Section 10229, California Elections Code, the City Clerk shall not accept for filing any statement of write-in candidacy for City Council for office of Mayor, which are submitted after the appointment is made.

If, by the 75th day before the General Municipal Election, no person has been appointed to the office of Mayor, the election for Mayor shall be held along with all other elective offices on the ballot. If an appointment is made to this office, the General Municipal Election for Mayor will be canceled but will be held for all other elective offices on the ballot.

Darlene Noriega, Deputy City Clerk

CITY CLERK'S CERTIFICATION THAT ONLY ONE PERSON HAS BEEN NOMINATED TO BE ELECTED IN ELECTORAL DISTRICT NO. 1

I, Darlene Noriega, Deputy City Clerk of the City of Soledad, do hereby certify pursuant to Section 10229, Elections Code of the State of California, to the following facts relating to the General Municipal Election to be held on Tuesday, November 3, 2026:

As of the close of the nomination period on August 7, 2026, only one person filed nomination papers to fill the City Council seat for Electoral District No. 1 that is up for election at the November 3, 2026, General Municipal Election. Therefore, there are not more candidates than offices to be elected for City of Soledad Electoral District No. 1.

The person so nominated for Electoral District No. 1 is:

Fernando Ansaldo-Sánchez

That Section 10229 of the California Elections Code allows one of the following courses of action to be taken by the City Council at a regular or special meeting held before the General Municipal Election in the event that only one person is nominated to an office:

1. Appoint to the office the person who has been nominated, or
2. Hold the election if either no one or only one person has been nominated.

A notice of these facts will be published on August 15, 2026, in a newspaper of general circulation in the City pursuant to Section 6061 of the Government Code. After the fifth day following the date of posting or publication, the City Council will meet to either make the appointment and cancel the election for that office or direct an election to be held. The persons appointed, if any, shall qualify and take office and serve exactly as if elected at a municipal election for the office.

If the City Council makes an appointment pursuant to Section 10229, California Elections Code, the City Clerk shall not accept for filing any statement of write-in candidacy for City Council from Electoral District No. 1, which are submitted after the appointment is made.

If, by the 75th day before the General Municipal Election, no person has been appointed to the office pursuant to (1) above, the election for Electoral District Nos. 1 shall be held along with all other elective offices on the ballot. If an appointment is made to this office, the General Municipal Election for Electoral District Nos. 1 will be canceled but will be held for all other elective offices on the ballot.

Darlene Noriega, Deputy City Clerk

Schedule for ad number LYIRK05759530

Sat Aug 15, 2026

Salinas, California

All Zones

CITY CLERK'S CERTIFICATION THAT ONLY ONE PERSON HAS BEEN NOMINATED TO BE ELECTED IN ELECTORAL DISTRICT NO. 1

I, Darlene Noriega, Deputy City Clerk of the City of Soledad, do hereby certify pursuant to Section 10229, Elections Code of the State of California, to the following facts relating to the General Municipal Election to be held on Tuesday, November 3, 2026:

As of the close of the nomination period on August 7, 2026, only one person filed nomination papers to fill the City Council seat for Electoral District No. 1 that is up for election at the November 3, 2026, General Municipal Election. Therefore, there are not more candidates than offices to be elected for City of Soledad Electoral District No. 1.

The person so nominated for Electoral District No. 1 is:

Fernando Ansaldo-Sánchez

That Section 10229 of the California Elections Code allows one of the following courses of action to be taken by the City Council at a regular or special meeting held before the General Municipal Election in the event that only one person is nominated to an office:

1. Appoint to the office the person who has been nominated, or
2. Hold the election if either no one or only one person has been nominated.

A notice of these facts will be published on August 15, 2026, in a newspaper of general circulation in the City pursuant to Section 6061 of the Government Code. After the fifth day following the date of posting or publication, the City Council will meet to either make the appointment and cancel the election for that office or direct an election to be held. The persons appointed, if any, shall qualify and take office and serve exactly as if elected at a municipal election for the office.

If the City Council makes an appointment pursuant to Section 10229, California Elections Code, the City Clerk shall not accept for filing any statement of write-in candidacy for City Council from Electoral District No. 1, which are submitted after the appointment is made.

If, by the 75th day before the General Municipal Election, no person has been appointed to the office pursuant to (1) above, the election for Electoral District Nos. 1 shall be held along with all other elective offices on the ballot. If an appointment is made to this office, the General Municipal Election for Electoral District Nos. 1 will be canceled but will be held for all other elective offices on the ballot.

August 15 2026

Sat Aug 15, 2026

Salinas, California

All Zones

CITY CLERK'S CERTIFICATION THAT ONLY ONE PERSON HAS BEEN NOMINATED TO BE ELECTED AS MAYOR

I, Darlene Noriega, Deputy City Clerk of the City of Soledad, do hereby certify pursuant to Section 10229, Elections Code of the State of California, to the following facts relating to the General Municipal Election to be held on Tuesday, November 3, 2026:

As of the close of the extended Candidate nomination period on August 12, 2026, only one person filed nomination papers to fill the City Council seat for Mayor that is up for election at the November 3, 2026, General Municipal Election. Therefore, there are not more candidates than offices to be elected for City of Soledad office of Mayor.

The person so nominated for Mayor:

Fernando Cabrera

That Section 10229 of the California Elections Code allows one of the following courses of action to be taken by the City Council at a regular or special meeting held before the General Municipal Election in the event that only one person is nominated to an office:

1. Appoint to the office the person who has been nominated, or
2. Hold the election if either no one or only one person has been nominated.

A notice of these facts will be published on August 15, 2026, in a newspaper of general circulation in the City pursuant to Section 6061 of the Government Code. After the fifth day following the date of posting or publication, the City Council will meet to either make the appointment and cancel the election for that office or direct an election to be held. The persons appointed, if any, shall qualify and take office and serve exactly as if elected at a municipal election for the office.

If the City Council makes an appointment pursuant to Section 10229, California Elections Code, the City Clerk shall not accept for filing any statement of write-in candidacy for City Council for office of Mayor, which are submitted after the appointment is made.

If, by the 75th day before the General Municipal Election, no person has been appointed to the office of Mayor, the election for Mayor shall be held along with all other elective offices on the ballot. If an appointment is made to this office, the General Municipal Election for Mayor will be canceled but will be held for all other elective offices on the ballot.

August 15 2026

AGENDA ITEM NO. 5.

CITY OF SOLEDAD
STAFF REPORT

SUBJECT: **Acceptance of the City and Soledad Successor Agency's Audited Financial Statements for Fiscal Year Ended June 30, 2025.**

TO: **Honorable Mayor Velazquez and City Council**

FROM: **Mike Howard, Assistant City Manager**

THROUGH: **Megan Hunter, City Manager**

MEETING DATE: **August 19, 2026**

Recommendation

It is recommended that the City Council and the Board of Directors of the Soledad Successor Agency accept the City and Successor Agency's Audited Financial Statements for Fiscal Year Ended June 30, 2025.

Executive Summary

Each year, the City is required by California Government Code provisions to have an independent certified public accountant audit its fiscal year-end financial statements for the General Fund, Special Revenue Funds, and Enterprise Funds. For the fiscal year ended June 30, 2025, the City of Soledad had additional federal grant expenditures exceeding $1,000,000, which required a Single Audit. The auditor's report states that the financial statements were free from material misstatement; in other words, the City received a clean audit opinion.

Background

The State of California Government Code (sections 25250 & 25253) requires all general-purpose local government to issue an annual report on the financial position and activities of that government. The report must be presented in conformance with generally accepted accounting principles (GAAP) and must be audited by an independent firm of certified public accountants (CPA) in conformance with generally accepted auditing standards (GAGAS). The goal of the audit by an independent firm is to provide reasonable assurance that the accounting transactions, practices, and procedures result in fair presentation of the financial position of the organization. In addition, the audit provides the same type of assurance about management's assertions about the adequacy of internal accounting controls to safeguard the assets of the entities.

The City of Soledad received $6.2 million of American Rescue Plan Act (ARPA) funds. In the fiscal year 2024-25, the City expended more than $1,000,000 of Federal Grant funds which required a more detailed audit of the City's grant fund's receipts and expenditures and the issuance of a Single Audit.

Review & Analysis

The independent auditor has rendered an unqualified audit opinion indicating that the City and Successor Agency are materially in compliance and has accounting records that properly reflect the financial position of those entities. Included in the report is a letter from the auditor stating that the Measure Y and Measure S cash receipts and disbursements have been accounted for in a proper manner.

This information will be provided to the City's two oversight committees at their next scheduled meeting.

Financial Considerations

There is no cost associated with the acceptance of the audited financial statements.

Strategic Plan Alignment

The City's audited financial statements support strategic goal number 10.5.1 - Maintain fiscal stability and responsible financial management.

Alternatives

- Receive and file the audited financial statements for FY 2024-25; or
- Postpone the acceptance of the audited report pending clarification if any.

Planning/CEQA

Acceptance of the City and Soledad Successor Agency's Audited Financial Statements for Fiscal Year Ended June 30, 2025, is not considered a project for the purposes of CEQA since it has no potential for resulting in either a direct or indirect impact to the environment. (See CEQA Guidelines Section 15378.)

Public Notice Requirements

None required

Attachment(s):
City of Soledad 06-30-2025 Financial Statements
City of Soledad 6-30-2025 Management Report
City of Soledad 06-30-2025 Measure Y Letter

CITY OF SOLEDAD

INDEPENDENT AUDITOR'S REPORT
AND
FINANCIAL STATEMENTS

JUNE 30, 2025

TABLE OF CONTENTS

	Page
INDEPENDENT AUDITOR'S REPORT	1 – 3
BASIC FINANCIAL STATEMENTS:	
Government-Wide Financial Statements	
Statement of Net Position	4
Statement of Activities	5
Fund Financial Statements	
Balance Sheet - Governmental Funds	6
Reconciliation of the Balance Sheet of Governmental Funds to the Statement of Net Position	7
Statement of Revenues, Expenditures and Changes in Fund Balances – Governmental Funds	8
Reconciliation of the Statement of Revenues, Expenditures and Changes in Fund Balances of Governmental Funds to the Statement of Activities	9
Statement of Net Position – Proprietary Funds	10
Statement of Revenues, Expenses and Changes in Fund Net Position – Proprietary Funds	11
Statement of Cash Flows – Proprietary Funds	12
Statement of Fiduciary Assets and Liabilities – Custodial Funds	13
Statement of Changes in Fiduciary Net Position – Custodial Funds	14
Statement of Fiduciary Net Position – Private Purpose Trust Fund	15
Statement of Changes in Fiduciary Net Position – Private Purpose Trust Fund	16
Notes to Basic Financial Statements	17 – 46

TABLE OF CONTENTS (Continued)

	Page
Required Supplementary Information	
Budgetary Comparison Schedule – General Fund	47
Budgetary Comparison Schedule – Program Income Fund	48
Budgetary Comparison Schedule – Low and Moderate Housing Asset	49
Budgetary Comparison Schedule – Measure X Fund	50
Schedule of the City's Proportionate Share of Net Pension Liability	51
Schedule of Contributions	52
Supplemental Only Information	
Combining Balance Sheet – Nonmajor Governmental Funds	53 – 55
Combining Statement of Revenues, Expenditures and Changes in Fund Balances – Nonmajor Governmental Funds	56 – 58
INDEPENDENT AUDITOR'S REPORT ON INTERNAL CONTROL OVER FINANCIAL REPORTING AND ON COMPLIANCE AND OTHER MATTERS BASED ON AN AUDIT OF FINANCIAL STATEMENTS PERFORMED IN ACCORDANCE WITH *GOVERNMENT AUDITING STANDARDS*	59 – 60
INDEPENDENT AUDITOR'S REPORT ON COMPLIANCE FOR EACH MAJOR PROGRAM AND ON INTERNAL CONTROL OVER COMPLIANCE REQUIRED BY THE UNIFORM GUIDANCE	61 – 63
Schedule of Expenditures of Federal Awards	64
Notes to Schedule of Expenditures of Federal Awards	65
Schedule of Findings and Questioned Costs	66
Summary Schedule of Prior Audit Findings	67

RYAN P. JOLLEY
A PROFESSIONAL CORPORATION
CERTIFIED PUBLIC ACCOUNTANTS

Ryan P. Jolley C.P.A.
Bryant L. Jolley C.P.A.
Darryl L. Smith C.P.A.
Luis A. Perez C.P.A.
Brandon J. Lang C.P.A.
Lan T. Kimoto
Kali A. Kaakah

INDEPENDENT AUDITOR'S REPORT

To the Honorable Mayor and City Council
City of Soledad, California

Report on the Audit of the Financial Statements

Opinions

We have audited the accompanying financial statements of the governmental activities, the business-type activities, each major fund, and the aggregate remaining fund information of the City of Soledad (the "City"), California, as of and for the year ended June 30, 2025, and the related notes to the financial statements, which collectively comprise the City's basic financial statements as listed in the table of contents.

In our opinion, the financial statements referred to above present fairly, in all material respects, the respective financial position of the governmental activities, the business-type activities, each major fund, and the aggregate remaining fund information of the City, as of June 30, 2025, and the respective changes in financial position, and, where applicable, cash flows thereof for the year then ended in accordance with accounting principles generally accepted in the United States of America.

Basis for Opinions

We conducted our audit in accordance with auditing standards generally accepted in the United States of America and the standards applicable to financial audits contained in *Government Auditing Standards*, issued by the Comptroller General of the United States. Our responsibilities under those standards are further described in the Auditor's Responsibilities for the Audit of the Financial Statements section of our report. We are required to be independent of the City and to meet our other ethical responsibilities, in accordance with the relevant ethical requirements relating to our audit. We believe that the audit evidence we have obtained is sufficient and appropriate to provide a basis for our audit opinions.

Responsibilities of Management for the Financial Statements

Management is responsible for the preparation and fair presentation of the financial statements in accordance with accounting principles generally accepted in the United States of America, and for the design, implementation, and maintenance of internal control relevant to the preparation and fair presentation of financial statements that are free from material misstatement, whether due to fraud or error.

In preparing the financial statements, management is required to evaluate whether there are conditions or events, considered in the aggregate, that raise substantial doubt about the City's ability to continue as a going concern for twelve months beyond the financial statement date, including any currently known information that may raise substantial doubt shortly thereafter.

1753 E. FIR AVENUE FRESNO, CALIFORNIA 93720 PHONE 559.659.3045 FAX 559.659.0615

Auditor's Responsibilities for the Audit of the Financial Statements

Our objectives are to obtain reasonable assurance about whether the financial statements as a whole are free from material misstatement, whether due to fraud or error, and to issue an auditor's report that includes our opinions. Reasonable assurance is a high level of assurance but is not absolute assurance and therefore is not a guarantee that an audit conducted in accordance with generally accepted auditing standards and *Government Auditing Standards* will always detect a material misstatement when it exists. The risk of not detecting a material misstatement resulting from fraud is higher than for one resulting from error, as fraud may involve collusion, forgery, intentional omissions, misrepresentations, or the override of internal control. Misstatements are considered material if there is a substantial likelihood that, individually or in the aggregate, they would influence the judgment made by a reasonable user based on the financial statements.

In performing an audit in accordance with generally accepted auditing standards and *Government Auditing Standards*, we:

- Exercise professional judgment and maintain professional skepticism throughout the audit.

- Identify and assess the risks of material misstatement of the financial statements, whether due to fraud or error, and design and perform audit procedures responsive to those risks. Such procedures include examining, on a test basis, evidence regarding the amounts and disclosures in the financial statements.

- Obtain an understanding of internal control relevant to the audit in order to design audit procedures that are appropriate in the circumstances, but not for the purpose of expressing an opinion on the effectiveness of the City's internal control. Accordingly, no such opinion is expressed.

- Evaluate the appropriateness of accounting policies used and the reasonableness of significant accounting estimates made by management, as well as evaluate the overall presentation of the financial statements.

- Conclude whether, in our judgment, there are conditions or events, considered in the aggregate, that raise substantial doubt about the City's ability to continue as a going concern for a reasonable period of time.

We are required to communicate with those charged with governance regarding, among other matters, the planned scope and timing of the audit, significant audit findings, and certain internal control-related matters that we identified during the audit.

Required Supplementary Information

Management has omitted the management's discussion and analysis that accounting principles generally accepted in the United States of America require to be presented to supplement the basic financial statements. Such missing information, although not a part of the basic financial statements, is required by the Governmental Accounting Standards Board who considers it to be an essential part of financial reporting for placing the basic financial statements in an appropriate operational, economic, or historical context. Our opinion on the basic financial statements is not affected by this missing information.

Accounting principles generally accepted in the United States of America require that the budgetary comparison information on pages 47–50, the schedule of the City's proportionate share of net pension liability on page 51, and the schedule of contributions on page 52, be presented to supplement the basic financial statements. Such information is the responsibility of management and, although not a part of the basic financial statements, is required by the Governmental Accounting Standards Board who considers it to be an essential part of financial reporting for placing the basic financial statements in an appropriate operational, economic, or historical context. We have applied certain limited procedures to the required supplementary information in accordance with auditing standards generally accepted in the United States of

America, which consisted of inquiries of management about the methods of preparing the information and comparing the information for consistency with management's responses to our inquiries, the basic financial statements, and other knowledge we obtained during our audit of the basic financial statements. We do not express an opinion or provide any assurance on the information because the limited procedures do not provide us with sufficient evidence to express an opinion or provide any assurance.

Supplementary Information

Our audit was conducted for the purpose of forming opinions on the financial statements that collectively comprise the City's basic financial statements. The accompanying combining and individual nonmajor fund financial statements and schedule of expenditures of federal awards, as required by Title 2 U.S. *Code of Federal Regulations* Part 200, *Uniform Administrative Requirements, Cost Principles, and Audit Requirements for Federal Awards*, are presented for purposes of additional analysis and are not a required part of the basic financial statements. Such information is the responsibility of management and was derived from and relates directly to the underlying accounting and other records used to prepare the basic financial statements. The information has been subjected to the auditing procedures applied in the audit of the basic financial statements and certain additional procedures, including comparing and reconciling such information directly to the underlying accounting and other records used to prepare the basic financial statements or to the basic financial statements themselves, and other additional procedures in accordance with auditing standards generally accepted in the United States of America. In our opinion, the combining and individual nonmajor fund financial statements and the schedule of expenditures of federal awards are fairly stated, in all material respects, in relation to the basic financial statements as a whole.

Other Reporting Required by *Government Auditing Standards*

In accordance with *Government Auditing Standards*, we have also issued our report dated July 31, 2026, on our consideration of the City's internal control over financial reporting and on our tests of its compliance with certain provisions of laws, regulations, contracts, and grant agreements and other matters. The purpose of that report is solely to describe the scope of our testing of internal control over financial reporting and compliance and the results of that testing, and not to provide an opinion on the effectiveness of the City's internal control over financial reporting or on compliance. That report is an integral part of an audit performed in accordance with *Government Auditing Standards* in considering the City's internal control over financial reporting and compliance.

July 31, 2026

CITY OF SOLEDAD

STATEMENT OF NET POSITION
JUNE 30, 2025

	Governmental Activities	Business-Type Activities	Total
ASSETS			
Cash and investments	$ 26,589,561	$ 17,211,168	$ 43,800,729
Cash and investments with fiscal agent	-	496	496
Accounts receivable, net	391,225	2,276,004	2,667,229
Due from other governments	2,176,255	-	2,176,255
Interest receivable	15,182	10,774	25,956
Notes receivable	9,163,913	17,487	9,181,400
Deferred charges	-	1,653,397	1,653,397
Capital assets, net of allowance for depreciation	50,700,798	54,129,086	104,829,884
Total assets	89,036,934	75,298,412	164,335,346
DEFERRED OUTFLOWS OF RESOURCES	2,063,624	1,036,772	3,100,396
LIABILITIES			
Accounts payable and accrued expense	1,403,099	735,742	2,138,841
Accrued interest payable	974	2,573	3,547
Unearned revenues	70,000	-	70,000
Deposits payable	140,927	180,136	321,063
Long-term liabilities			
Due within one year	11,171	1,620,108	1,631,279
Due in more than one year	-	22,273,244	22,273,244
Compensated absences	882,758	376,134	1,258,892
Lease liability	35,459	14,121	49,580
Net pension liability	5,133,918	2,579,300	7,713,218
Total liabilities	7,678,306	27,781,358	35,459,664
DEFERRED INFLOWS OF RESOURCES	79,415	57,385	136,800
NET POSITION			
Net investment in capital assets	50,689,627	30,235,734	80,925,361
Restricted for debt service	-	1,542,934	1,542,934
Restricted for long-term notes receivable	9,163,913	-	9,163,913
Restricted for specific projects and programs	19,057,327	-	19,057,327
Unrestricted	4,431,970	16,717,773	21,149,743
Total net position	$ 83,342,837	$ 48,496,441	$ 131,839,278

See accompanying notes.

CITY OF SOLEDAD

STATEMENT OF ACTIVITIES
YEAR ENDED JUNE 30, 2025

Functions/Programs	Expense	Program Revenue: Charges for Services	Program Revenue: Operating Grants and Contributions	Program Revenue: Capital Grants and Contributions	Net Revenue/(Expense) and Changes in Net Position: Governmental Activities	Net Revenue/(Expense) and Changes in Net Position: Business-Type Activities	Net Revenue/(Expense) and Changes in Net Position: Total
Primary Government							
Governmental activities							
General government	$ 2,667,450	$ -	$ -	$ 31,410	$ (2,636,040)	$ -	$ (2,636,040)
Public works	5,613,424	-	1,337,012	979,006	(3,297,406)	-	(3,297,406)
Community development	1,880,693	415,460	536,846	-	(928,387)	-	(928,387)
Public safety	7,879,840	446,952	516,405	2,338	(6,914,145)	-	(6,914,145)
Community services	2,049,249	222,430	2,678,491	11,809	863,481	-	863,481
Debt Service							
Interest and fiscal charges	153	-	-	-	(153)	-	(153)
Total governmental activities	20,090,809	1,084,842	5,068,754	1,024,563	(12,912,650)	-	(12,912,650)
Business-type activities							
Water	4,001,328	3,967,070	-	23,428	-	(10,830)	(10,830)
Sewer	8,539,006	8,009,714	-	1,527,650	-	998,358	998,358
Garbage	3,746,102	4,619,803	-	-	-	873,701	873,701
Total business-type activities	16,286,436	16,596,587	-	1,551,078	-	1,861,229	1,861,229
Total primary government	$ 36,377,245	$ 17,681,429	$ 5,068,754	$ 2,575,641	(12,912,650)	1,861,229	(11,051,421)
General Revenue							
Property taxes and assessments					6,257,961	-	6,257,961
Sales taxes					5,775,949	-	5,775,949
Franchise and other taxes					201,677	-	201,677
Transient lodging taxes					220,866	-	220,866
Utility users tax					1,169,981	-	1,169,981
Business license tax					85,264	-	85,264
Investment income					1,260,142	808,735	2,068,877
Rents and other income					291,673	35,700	327,373
Transfers					1,052,129	(1,052,129)	-
Total general revenue and transfers					16,315,642	(207,694)	16,107,948
Change in Net Position					3,402,992	1,653,535	5,056,527
Net Position							
Beginning of year					79,939,845	46,842,906	126,782,751
End of year					$ 83,342,837	$ 48,496,441	$ 131,839,278

See accompanying notes.

CITY OF SOLEDAD

BALANCE SHEET – GOVERNMENTAL FUNDS
JUNE 30, 2025

		Special Revenue Funds							
		Formerly Major			Formerly Nonmajor	Formerly Major			
	General	American Rescue Plan	Program Income	State Grants	Low-Moderate Housing Asset	Park Grant Prop 68	Measure X	Other Governmental Funds	Total Governmental Funds
ASSETS									
Cash and investments	$ 12,774,814	$ -	$ 768,845	$ 1,698,201	$ 631	$ -	$ 1,028,068	$ 9,951,733	$ 26,222,292
Accounts receivable	-	-	-	-	-	-	-	391,225	391,225
Due from other governments	1,231,860	-	-	205,749	-	-	477,166	261,480	2,176,255
Due from other funds	355,521	-	-	-	-	-	-	-	355,521
Interest receivable	6,959	-	379	1,020	-	-	587	6,026	14,971
Notes receivable	-	-	6,281,323	-	1,989,332	-	-	893,258	9,163,913
Total assets	$ 14,369,154	$ -	$ 7,050,547	$ 1,904,970	$ 1,989,963	$ -	$ 1,505,821	$ 11,503,722	$ 38,324,177
LIABILITIES									
Accounts payable and accrued expense	$ 601,639	$ -	$ -	$ 70,730	$ 631	$ -	$ 86,163	$ 612,655	$ 1,371,818
Unearned revenues	70,000	-	-	-	-	-	-	-	70,000
Due to other funds	-	-	-	-	-	-	-	355,521	355,521
Deposits and other liabilities	140,927	-	-	-	-	-	-	-	140,927
Total liabilities	812,566	-	-	70,730	631	-	86,163	968,176	1,938,266
DEFERRED INFLOWS OF RESOURCES									
Unavailable revenues	-	-	6,281,323	-	1,989,332	-	-	893,258	9,163,913
Total deferred inflows of resources	-	-	6,281,323	-	1,989,332	-	-	893,258	9,163,913
FUND BALANCE									
Restricted									
Capital improvement projects	7,247,157	-	-	-	-	-	-	2,233,484	9,480,641
Circulation improvements	-	-	-	-	-	-	1,419,658	2,943,442	4,363,100
Lighting, landscape & park maintenance	-	-	-	-	-	-	-	3,598,256	3,598,256
Public safety programs	-	-	-	-	-	-	-	846,106	846,106
Community services	-	-	-	1,834,240	-	-	-	21,000	1,855,240
Low-income housing activities	-	-	769,224	-	-	-	-	-	769,224
Committed for contingency reserve	2,000,000	-	-	-	-	-	-	-	2,000,000
Unassigned	4,309,431	-	-	-	-	-	-	-	4,309,431
Total fund balance	13,556,588	-	769,224	1,834,240	-	-	1,419,658	9,642,288	27,221,998
Total liabilities, deferred inflows of resources, and fund balance	$ 14,369,154	$ -	$ 7,050,547	$ 1,904,970	$ 1,989,963	$ -	$ 1,505,821	$ 11,503,722	$ 38,324,177

See accompanying notes.

CITY OF SOLEDAD

RECONCILIATION OF THE BALANCE SHEET OF GOVERNMENTAL FUNDS TO THE STATEMENT OF NET POSITION
JUNE 30, 2025

Total governmental fund balance	$ 27,221,998
Amounts reported for governmental activities in the Statement of Net Position are different because:	
Capital assets used in governmental activities are not financial resources and, therefore, are not reported in the governmental funds	50,700,798
Governmental long-term liabilities are not due and payable in the current period and, therefore, are not reported in the governmental funds	(46,630)
Compensated absences are not due and payable in the current period and, therefore, are not reported in the governmental funds	(882,758)
Net pension liability applicable to governmental activities are not due and payable in the current period and accordingly is not reported in the governmental funds	(5,133,918)
Deferred outflows of resources related to net pension liability, represent an consumption of net pension or fund balance that applies to future period(s) and so will not be recognized as an outflow of resources (revenue) until that time	2,063,624
Deferred inflows of resources related to net pension liability, represent an acquisition of net pension or fund balance that applies to future period(s) and so will not be recognized as an inflow of resources (revenue) until that time	(79,415)
Interest on long-term debt is reported as an expenditure of the Governmental Funds when paid because it requires the use of current financial resources. However, accrued interest must be recorded when incurred	(974)
Internal service funds are used by management to charge the costs of fleet maintenance and computer services to individual funds. The assets and liabilities of the internal service fund are included in governmental activities in the Statement of Net Position.	336,199
Certain revenues in Governmental Funds are deferred because they are not collected within the prescribed time period after fiscal year end. Those revenues are recognized on the accrual basis in Governmental Activities	9,163,913
Net position of governmental activities	$ 83,342,837

See accompanying notes.

CITY OF SOLEDAD

STATEMENT OF REVENUES, EXPENDITURES AND CHANGES IN FUND BALANCES – GOVERNMENTAL FUNDS
YEAR ENDED JUNE 30, 2025

		Special Revenue Funds							
		Formerly Major			Formerly Nonmajor	Formerly Major			
	General	American Rescue Plan	Program Income	State Grants	Low-Moderate Housing Asset	Park Grant Prop 68	Measure X	Other Governmental Funds	Total Governmental Funds
Revenue									
Taxes and assessments	$ 12,051,225	$ -	$ -	$ -	$ -	$ -	$ 981,601	$ 1,686,802	$ 14,719,628
Licenses, permits and impact fees	473,856	-	-	-	-	-	-	205,651	679,507
Intergovernmental	400,433	-	-	2,448,046	-	-	68,336	1,206,818	4,123,633
Charges for services	309,526	-	-	-	-	-	-	-	309,526
Fines and forfeitures	45,345	-	-	-	-	-	-	-	45,345
Rents	49,708	-	-	-	-	-	-	-	49,708
Interest	554,028	-	27,049	27,810	-	-	158,044	1,003,961	1,770,892
Loan repayments	-	-	258,025	-	-	-	-	20,755	278,780
Other	211,954	-	-	-	-	-	-	46,223	258,177
Total revenue	14,096,075	-	285,074	2,475,856	-	-	1,207,981	4,170,210	22,235,196
Expenditures									
Current									
General government	2,689,152	-	-	-	-	-	-	-	2,689,152
Public works	2,415,910	-	-	-	-	-	193,114	1,995,155	4,604,179
Community development	1,299,728	-	8,224	409,115	26,441	-	-	482,334	2,225,842
Public safety	7,092,090	-	-	-	-	-	-	337,988	7,430,078
Community services	1,199,589	-	-	-	-	-	-	257,834	1,457,423
Capital outlay	385,475	-	-	232,501	-	-	4,458,549	3,056,552	8,133,077
Debt Service									
Principal	102,632	-	-	-	-	-	-	-	102,632
Interest and fiscal charges	-	-	-	-	-	-	-	153	153
Total expenditures	15,184,576	-	8,224	641,616	26,441	-	4,651,663	6,130,016	26,642,536
Revenue over/(under) expenditures	(1,088,501)	-	276,850	1,834,240	(26,441)	-	(3,443,682)	(1,959,806)	(4,407,340)
Other Financing Sources/(Uses)									
Transfers in/(out) - net	1,166,066	-	-	-	34,023	-	-	(147,960)	1,052,129
	1,166,066	-	-	-	34,023	-	-	(147,960)	1,052,129
Change in Fund Balance	77,565	-	276,850	1,834,240	7,582	-	(3,443,682)	(2,107,766)	(3,355,211)
Fund Balance									
Beginning of year, previously stated	13,479,023	2,557,139	492,374	-	-	(230,243)	4,863,340	9,415,576	30,577,209
Change with in financial reporting entity (nonmajor to major)	-	-	-	-	(7,582)	-	-	7,582	-
Change with in financial reporting entity (major to nonmajor)	-	(2,557,139)	-	-	-	230,243	-	2,326,896	-
Beginning of year, restated	13,479,023	-	492,374	-	(7,582)	-	4,863,340	11,750,054	30,577,209
End of year	$ 13,556,588	$ -	$ 769,224	$ 1,834,240	$ -	$ -	$ 1,419,658	$ 9,642,288	$ 27,221,998

See accompanying notes.

CITY OF SOLEDAD

RECONCILIATION OF THE STATEMENT OF REVENUES, EXPENDITURES AND CHANGES IN FUND BALANCES OF GOVERNMENTAL FUNDS TO THE STATEMENT OF ACTIVITIES
YEAR ENDED JUNE 30, 2025

Net change in fund balance - total governmental funds	$ (3,355,211)
Amounts reported for governmental activities in the Statement of Activities are different because:	
Depreciation expense on capital assets is reported in the Statement of Activities, but they do not require the use of current financial resources. Therefore, depreciation expense is not required as expenditures in Governmental Funds	
Depreciation and amortization expense	(1,273,729)
Capital outlay	8,133,077
Repayment of long-term notes receivable is revenue in governmental funds, but the repayment reduces long-term assets in the statement of net position	115,752
Repayment of long-term debt is an expenditure in governmental funds, but the repayment reduces long-term liabilities in the statement of net position	102,632
Pension expenses reported in the Statement of Activities do no require the use of current financial resources and, therefore, are not reported as expenditures in the Governmental Funds	(483,155)
Internal service funds are used by management to charge the costs of fleet maintenance and computer services to individual funds. The net revenue (loss) of certain activities of internal service funds is reported with governmental activities	191,062
Compensated absence costs in the Statement of Activities does not require the use of current financial resources and, therefore, is not reported as expenditures in Governmental Funds	(27,436)
Change in net position of governmental activities	$ 3,402,992

CITY OF SOLEDAD

STATEMENT OF NET POSITION – PROPRIETARY FUNDS
JUNE 30, 2025

	Business-Type Activities - Enterprise Funds				
	Water	Sewer	Garbage	Total Proprietary Funds	Governmental Activities Internal Service Fund
ASSETS					
Current assets					
Cash and investments	$ 2,909,858	$ 12,865,982	$ 1,435,328	$ 17,211,168	$ 367,269
Cash and investments with fiscal agent	496	-	-	496	-
Accounts receivable	574,571	1,097,652	603,781	2,276,004	-
Interest receivable	1,909	7,442	1,423	10,774	211
Total current assets	3,486,834	13,971,076	2,040,532	19,498,442	367,480
Non-current assets					
Loan receivable	13,468	4,019	-	17,487	-
Deferred charges	-	1,653,397	-	1,653,397	-
Property, plant and equipment, net of allowance for depreciation/amortization	8,279,897	45,849,189	-	54,129,086	52,670
Total assets	11,780,199	61,477,681	2,040,532	75,298,412	420,150
DEFERRED OUTFLOWS OF RESOURCES	316,240	603,647	116,885	1,036,772	-
LIABILITIES					
Current liabilities					
Accounts payable and accrued expenses	90,085	372,873	272,784	735,742	31,281
Accrued interest	2,573	-	-	2,573	-
Unearned revenues	13,468	4,019	-	17,487	-
Deposits	81,476	40,210	58,450	180,136	-
Current portion of long-term debt	77,670	1,542,438	-	1,620,108	-
Total current liabilities	265,272	1,959,540	331,234	2,556,046	31,281
Non-current liabilities					
Long-term debt	679,110	21,594,134	-	22,273,244	-
Lease liability	14,121	-	-	14,121	-
Net pension liability	786,748	1,501,764	290,788	2,579,300	-
Compensated absences	125,606	196,848	53,680	376,134	-
Total noncurrent liabilities	1,605,585	23,292,746	344,468	25,242,799	-
Total liabilities	1,870,857	25,252,286	675,702	27,798,845	31,281
DEFERRED INFLOWS OF RESOURCES	12,170	23,230	4,498	39,898	-
NET POSITION					
Net investment in capital assets	7,523,117	22,712,617	-	30,235,734	52,670
Restricted for debt service	496	1,542,438	-	1,542,934	-
Unrestricted/(deficit)	2,689,799	12,550,757	1,477,217	16,717,773	336,199
Total net position/(deficit)	$ 10,213,412	$ 36,805,812	$ 1,477,217	$ 48,496,441	$ 388,869

See accompanying notes.

CITY OF SOLEDAD

STATEMENT OF REVENUES, EXPENSES AND CHANGES IN NET POSITION – PROPRIETARY FUNDS
YEAR ENDED JUNE 30, 2025

	Business-Type Activities - Enterprise Funds				
	Water	Sewer	Garbage	Total Proprietary Funds	Governmental Activities Internal Service Fund
Operating Revenue					
Charges for services	$ 3,967,070	$ 8,009,714	$ 4,619,803	$ 16,596,587	$ 1,250,235
Total operating income	3,967,070	8,009,714	4,619,803	16,596,587	1,250,235
Operating Expense					
Contractual services and utilities	1,135,719	3,144,991	3,006,097	7,286,807	1,039,917
Personnel	1,176,100	3,024,437	548,867	4,749,404	77,412
Supplies and materials	1,283,305	948,955	187,834	2,420,094	-
Depreciation	387,631	1,198,916	3,304	1,589,851	4,420
Total operating expense	3,982,755	8,317,299	3,746,102	16,046,156	1,121,749
Operating income/(loss)	(15,685)	(307,585)	873,701	550,431	128,486
Nonoperating Revenue/(Expense)					
Development impact fees	23,428	21,295	-	44,723	-
Other income	16,408	-	19,292	35,700	55,136
Interest income	138,236	588,749	81,750	808,735	7,440
Interest expense	(18,573)	(221,707)	-	(240,280)	-
Total nonoperating revenue/(expense)	159,499	388,337	101,042	648,878	62,576
Net income/(loss) before transfers	143,814	80,752	974,743	1,199,309	191,062
Operating Transfers In/(Out)	(703)	(639)	(1,050,787)	(1,052,129)	-
Capital Contributions	-	1,506,355	-	1,506,355	-
Change in Net Position	143,111	1,586,468	(76,044)	1,653,535	191,062
Net Position					
Beginning of year	10,070,301	35,219,344	1,553,261	46,842,906	197,807
End of year	$ 10,213,412	$ 36,805,812	$ 1,477,217	$ 48,496,441	$ 388,869

See accompanying notes.

CITY OF SOLEDAD

STATEMENT OF CASH FLOWS - PROPRIETARY FUNDS
YEAR ENDED JUNE 30, 2025

	Business-Type Activities - Enterprise Funds				Governmental Activities Internal Service Fund
	Water	Sewer	Garbage	Total Business-Type Funds	
Operating Activities					
Receipts from customers and users	$ 3,923,646	$ 8,615,620	$ 4,656,965	$ 17,196,231	$ 1,250,235
Payments for contractual services and utilities	(1,202,986)	(3,316,770)	(2,836,308)	(7,356,064)	(1,035,927)
Payments to employees	(1,188,846)	(2,833,926)	(548,260)	(4,571,032)	(77,412)
Payment to suppliers	(1,283,305)	(948,955)	(187,834)	(2,420,094)	-
Net cash provided by (used in) operating activities	248,509	1,515,969	1,084,563	2,849,041	136,896
Non-capital Financial Activities					
Payments from developers	39,836	21,295	19,292	80,423	55,136
Proceeds from other government	-	1,627	-	1,627	-
Payments (to)/from other funds	4,751	8,087	(1,050,787)	(1,037,949)	-
Net cash provided by (used in) noncapital financing activities	44,587	31,009	(1,031,495)	(955,899)	55,136
Capital and Related Financing Activities					
Purchase of property, plant and equipment	-	(2,346,473)	-	(2,346,473)	-
Capital grant	-	1,506,355	-	1,506,355	-
Principal paid on long-term debt	(100,149)	(1,542,438)	-	(1,642,587)	-
Interest paid on long-term debt	(17,046)	(221,707)	-	(238,753)	-
Net cash provided by (used in) capital and related financing activities	(117,195)	(2,604,263)	-	(2,721,458)	-
Investing Activities					
Interest received	137,832	588,461	81,021	807,314	7,319
Net cash provided by investing activities	137,832	588,461	81,021	807,314	7,319
Net Increase (Decrease) in Cash	313,733	(468,824)	134,089	(21,002)	199,351
Cash					
Beginning of year	2,596,621	13,334,806	1,301,239	17,232,666	167,918
End of year	$ 2,910,354	$ 12,865,982	$ 1,435,328	$ 17,211,664	$ 367,269
Cash Flows from Operating Activities					
Operating income (loss)	$ (15,685)	$ (307,585)	$ 873,701	$ 550,431	$ 128,486
Adjustments to reconcile operating income (loss) to net cash provided (used) by operating activities:					
Depreciation	387,631	1,198,916	3,304	1,589,851	4,420
(Increase) Decrease in Accounts Receivable	(50,940)	609,283	40,322	598,665	-
(Increase) Decrease in Deferred Charges	-	221,707	-	221,707	-
(Increase) Decrease in Deferred Outflow of Resources	173,937	150,283	65,650	389,870	-
Increase (Decrease) in Unearned Revenues	(5,454)	(1,627)	-	(7,081)	-
Increase (Decrease) in Deposits	12,970	(1,750)	(3,160)	8,060	-
Increase (Decrease) in Compensated Absences	(6,843)	20,639	4,146	17,942	-
Increase (Decrease) in Net Pension Liability	(150,325)	60,474	(58,164)	(148,015)	-
Increase (Decrease) in Deferred Inflow of Resources	(29,515)	(40,885)	(11,025)	(81,425)	-
Increase (Decrease) in Accounts Payable and Accrued Liabilities	(67,267)	(393,486)	169,789	(290,964)	3,990
Net Cash Provided (Used) by Operating Activities	$ 248,509	$ 1,515,969	$ 1,084,563	$ 2,849,041	$ 136,896

See accompanying notes.

CITY OF SOLEDAD

STATEMENT OF FIDUCIARY ASSETS AND LIABILITIES – CUSTODIAL FUNDS
JUNE 30, 2025

	The Vineyards Assessment District	Diamond Ridge Assessment District	Total
ASSETS			
Cash and investments	$ 144,360	$ 782,238	$ 926,598
Cash and investments with fiscal agent	130,490	160,501	290,991
Interest receivable	90	456	546
Total assets	274,940	943,195	1,218,135
LIABILITIES			
Accounts payable	-	-	-
Total liabilities	-	-	-
NET POSITION			
Restricted for other governments	274,940	943,195	1,218,135
Total net position	$ 274,940	$ 943,195	$ 1,218,135

CITY OF SOLEDAD

STATEMENT OF CHANGES IN FIDUCIARY NET POSITION – CUSTODIAL FUNDS
JUNE 30, 2025

	The Vineyards Assessment District	Diamond Ridge Assessment District	Total
ADDITIONS			
Property taxes	$ 267,059	$ 312,916	$ 579,975
Interest revenue	9,506	30,612	40,118
Total additions	276,565	343,528	620,093
DEDUCTIONS			
Professional services	$ 19,428	$ 18,719	$ 38,147
Loan payment	195,000	170,000	365,000
Interest expense	55,234	126,803	182,037
Total deductions	269,662	315,522	585,184
Change in Net Position	6,903	28,006	34,909
NET POSITION			
Beginning of year	268,037	915,189	1,183,226
End of year	$ 274,940	$ 943,195	$ 1,218,135

CITY OF SOLEDAD

STATEMENT OF FIDUCIARY NET POSITION
PRIVATE-PURPOSE TRUST FUND – SUCCESSOR AGENCY
JUNE 30, 2025

Assets		
Cash and investments		
Held in City Treasury	$	1,681,336
Held with trustees		1,706
Interest receivable		990
Land held for redevelopment		180,000
Land		4,273,968
Total assets		6,138,000
Liabilities		
Accounts payable and accrued liabilities		4,550
Interest payable		20,439
Long-term debt		
Due within one year		950,000
Due in more than one year		6,945,000
Total liabilities		7,919,989
Net Position		
Held in trust for other governments	$	(1,781,989)

CITY OF SOLEDAD

STATEMENT OF CHANGES IN FIDUCIARY NET POSITION
PRIVATE-PURPOSE TRUST FUND – SUCCESSOR AGENCY
JUNE 30, 2025

Additions		
Property taxes	$	1,247,962
Gain on sale of asset		241,909
Investment earnings and other		54,410
Total additions		1,544,281
Deductions		
Administrative costs		289,421
Interest expense		253,118
Total deductions		542,539
Change In Net Position		1,001,742
Net Position		
Beginning of year		(2,783,731)
End of year	$	(1,781,989)

Note 1 – Summary of Significant Accounting Policies

The financial statements of the City of Soledad (the City) have been prepared in conformity with Accounting Principles Generally Accepted in the United States of America (GAAP) as applicable to governmental entities. The Governmental Accounting Standards Board (GASB) is the accepted standard setting body for establishing governmental accounting and financial reporting principles.

These financial statements present the government and its component units, entities for which the City is considered to be financially accountable. Blended component units, although legally separate entities are, in substance, part of the government's operations and data from these units are combined with data of the primary government. Each blended component unit has a June 30 fiscal year end. There are no discretely presented component units included in these financial statements. The following sections further describe the significant accounting policies of the City.

Reporting Entity

The City of Soledad is a municipal incorporation, operating as a general law city, and governed by a city council of five members, under the general laws of the State of California. The City operates under a Council-Manager form of government and provides the following services: general government, public safety, public works, facilities/transportation, culture and leisure, and public utilities.

Also included in this report is the Soledad Public Financing Authority (SPFA). The SPFA is governed by the City officers. Although it is legally separate from the City, the SPFA is reported as if it were part of the primary government because its sole purpose is to finance and construct the City's public facilities.

Basis of Presentation – Fund Accounting

Government-Wide Financial Statements - The Government-Wide Financial Statements (the Statement of Net Position and the Statement of Activities) report information of all of the nonfiduciary activities of the primary government and its component units. Eliminations have been made to minimize the double counting of internal activities. These statements distinguish between the governmental and business-type activities of the City. Governmental activities, which normally are supported by taxes and inter-governmental revenues, are reported separately from business-type activities, which rely significantly on fees charged to external parties.

The Statement of Activities presents a comparison between direct expenses and program revenues for each segment of the business-type activities of the City and for each function of the City's governmental activities. Direct expenses are those that are specifically associated with a program or function and are clearly identifiable to a particular function. Program revenues include 1) charges paid by the recipients of goods or services offered by the programs and 2) grants and contributions that are restricted to meeting the operational or capital requirements of a particular program. Revenues that are not classified as program revenues, including all taxes, are presented as general revenues.

Note 1 – Summary of Significant Accounting Policies (Continued)

Net position are restricted when constraints placed on them are either externally imposed or are imposed by constitutional provisions or enabling legislation. Internally imposed designations of resources are not presented as restricted net position. When both restricted and unrestricted resources are available for use, generally, it is the City's policy to use restricted resources first, then unrestricted resources as they are needed.

Governmental Fund Financial Statements - The Governmental Fund Financial Statements provide information about the City's funds, including fiduciary funds and the blended component units. Separate statements for each fund category - governmental, proprietary and fiduciary - are presented. The emphasis of fund financial statements is on major governmental and enterprise funds, each displayed in a separate column. All remaining governmental funds are separately aggregated and reported as non-major funds.

Proprietary fund operating revenues, such as charges for services, result from exchange transactions associated with the principal activity of the fund. Exchange transactions are those in which each party receives and gives up essentially equal values. Non-operating revenues, such as subsidies and investment earnings, result from non-exchange transactions or ancillary activities.

The City reports the following major governmental funds:

General Fund – The General Fund is the general operating fund of the City. It is used for all financial resources except those required legally, or by sound financial management to be accounted for in another fund. Generally, the General Fund is used to account for those traditional governmental services of the City, such as police and fire protection, planning and general administrative services.

Program Income Fund – This fund accounts for program income received and expenditures related to housing assistance loans for low income individuals.

State Grants Fund – This fund accounts for State grants received and expenditures related to administering those grants.

Measure X Fund – The fund is used to account for the City's Transportation Safety and Investment Plan activities, which include transportation safety and mobility projects such as Pinnacles Parkway, Metz Road Traffic calming project, and Highway 101 South County frontage roads.

The City reports the following major enterprise funds:

Water Fund – The Water Fund accounts for the operation and maintenance of the City's water treatment and
water transmission and distribution systems.

Sewer Fund – The Sewer Fund accounts for the operation and maintenance of the City's sewer system.

Garbage Fund - The Garbage Fund accounts for the operation and maintenance of the City's garbage system.

Note 1 – Summary of Significant Accounting Policies (Continued)

The City reports the following additional fund types:

Internal Service Fund – The Internal Service Fund accounts for medical benefits provided to other departments or agencies of the government, on a cost reimbursement basis.

Custodial Funds – The Custodial Funds account for assets held by the City as an agent for various local governments or other entities. These funds are custodial in nature (assets equal liabilities) and do not involve measurement of results of operations.

Private-Purpose Trust Funds – The Private-Purpose Trust Fund accounts for assets held by the City as trustee for the Successor Agency.

Basis of Accounting

The Government-Wide and Proprietary Fund Financial Statements are reported using the economic resources measurement focus and the accrual basis of accounting. Revenues are recorded when earned and expenses are recorded at the time liabilities are incurred, regardless of when the related cash flows take place. Nonexchange transactions, in which the City gives (or receives) value without directly receiving (or giving) equal value in exchange, include property and sales taxes, grants, entitlements and donations. On an accrual basis, revenue from property taxes is recognized in the fiscal year for which the taxes are levied. Revenues from sales tax are recognized when the underlying transactions take place. Revenues from grants, entitlements and donations are recognized in the fiscal year in which all eligible requirements have been satisfied.

Governmental Funds are reported using the current financial resources measurement focus and the modified accrual basis of accounting. Under this method, revenues are recognized when measurable and available. Property and sales taxes, interest, certain state and federal grants and charges for services are accrued when their receipt occurs within sixty days after the end of the accounting period so as to be both measurable and available. Expenditures are generally recorded when a liability is incurred, as under accrual accounting. However, debt service expenditures, as well as expenditures related to compensated absences, claims and judgments are recorded only when payment is due. General capital asset acquisitions are reported as expenditures in governmental funds. Proceeds of general long-term debt and capital leases are reported as other financing sources.

Proprietary Funds distinguish operating revenues and expenses from non-operating items. Operating revenues and expenses generally result from providing services and producing and delivering goods in connection with a Proprietary Fund's principal ongoing operations. Revenues and expenses not meeting this definition are reported as non-operating.

Financial Statement Amounts

Cash and Cash Equivalents – Cash and cash equivalents represent the City's cash bank accounts including, but not limited to, certificates of deposit, money market funds and cash management pools for reporting purposes in the Statement of Cash Flows. Additionally, investments with maturities of three months or less when purchased are included as cash equivalents in the Statement of Cash Flows.

Note 1 – Summary of Significant Accounting Policies (Continued)

The City maintains a cash and investment pool that is available for use by all funds. Interest earnings as a result of this pooling are distributed to the appropriate funds based on month end cash balances in each fund.

Investments of the pool include only those investments authorized by the California Government Code such as, United States Treasury securities, agencies guaranteed by the United States Government, registered state warrants, and other investments. Investments primarily consist of deposits in the State of California Local Agency Investment Fund and certificates of deposit. Investments are recorded at amortized cost or fair value. Fair value is based upon quoted market prices.

Accounts Receivable – Billed, but unpaid, services provided to individuals or non-governmental entities are recorded as accounts receivable. The Proprietary Funds include a year end accrual for services through the end of the fiscal year which have not yet been billed. Accounts receivable are reported net of an allowance for uncollectibles.

Monterey County is responsible for the assessment, collection and apportionment of property taxes for all taxing jurisdictions. Property taxes are levied in equal installments on November 1 and February 1. They become delinquent on December 10 and April 10, respectively. The lien date is January 1 of each year. Property taxes are accounted for in the General Fund. Property tax revenues are recognized when they become measurable and available to finance current liabilities. The City considers property taxes as available if they are collected within 60 days after year end. Property tax on the unsecured roll are due on the January 1 lien date and become delinquent if unpaid on August 31. However, unsecured property taxes are not susceptible to year end accrual.

Interfund Receivables/Payables – Items classified as interfund receivable/payable represent short-term lending/borrowing transactions between funds. This classification also includes the current portion of an advance to or from another fund.

Advances To/From Other Funds – This classification represents non-current portions of any long-term lending/borrowing transactions between funds. This amount will be equally offset by a reserve of fund balance which indicates that it does not represent available financial resources and therefore, is not available for appropriation. The current portion of any interfund long-term loan (advance) is included as an interfund receivable/payable.

Capital Assets – Capital outlays are recorded as expenditures of the General, Special Revenue, and Capital Projects Funds and as assets in the Government-Wide Financial Statements to the extent the City's capitalization threshold is met.

Capital assets, which include property, plant, equipment, and infrastructure assets (e.g., roads, bridges, sidewalks, and similar items), are reported in the applicable governmental or business-type activities column in the Government-Wide Financial Statements. Capital assets are defined by the government as assets with an initial individual cost of more than $10,000 for roadways and $5,000 for all other assets, and an estimated useful life of at least three years. Such assets are recorded at historical cost or estimated historical cost if purchased or constructed. Donated capital assets are recorded at estimated fair market value at the date of donation.

Note 1 – Summary of Significant Accounting Policies (Continued)

The costs of normal maintenance and repairs that do not add to the value of the asset or materially extend assets lives are not capitalized. Betterments and major improvements which significantly increase values, change capacities or extend useful lives are capitalized. Upon sale or retirement of fixed assets, the cost and related accumulated depreciation are removed from the respective accounts and any resulting gain or loss is included in the results of operations.

Major outlays for capital assets and improvements are capitalized as projects are constructed. Interest incurred during the construction phase of capital assets of business-type activities are included as part of the capitalized value of the assets constructed.

Property, plant, and equipment of the primary government, as well as the component units, are depreciated using the straight line method over the following estimated useful lives:

	Years
Buildings	40
Improvements	10 - 40
Equipment	5 - 10
Streets	30
Parks	40
Curbs and Gutters	40
Storm Drains	75
Signs and Streetlights	4 - 30

Compensated Absences – Vacation time may be accumulated up to two years entitlement. Cash compensation for accrued vacation is generally not payable until the employee terminates employment with the City.

In fiscal year 1986, the City adopted a policy whereby classified employees with accumulated vacation pay in excess of thirty days may elect to receive one cash payment for up to ten days in excess of the thirty days maximum accrual. Staff with less than thirty days accrued are not eligible to participate in the vacation buy back program.

Cash compensation for unused sick leave is payable to employees only upon termination of employment with the City and is limited to a maximum of 15 days payable upon resignation or dismissal or 30 days payable upon retirement. The City accrues a liability for compensated absences which meets the following criteria set by GASB Statement No. 101: 1) The District's obligation relating to employees' rights to receive compensation for future absences is attributable to employees' services already rendered; 2) The obligation relates to rights that vest or accumulate; 3)Payment of the compensation is probable: 4) The amount can be reasonably estimated.

Management has elected to classify the entire compensated absences balance as current to ensure that sufficient resources are available, if needed, to meet potential employee leave payouts.

Note 1 – Summary of Significant Accounting Policies (Continued)

Long-Term Obligations – In the Government-Wide Financial Statements and in the Proprietary Fund types in the fund financial statements, long-term debt and other long-term obligations are reported as liabilities in the applicable governmental activities, business-type activities, or Proprietary Fund Type Statement of Net Position. Debt principal payments of both government and business-type activities are reported as decreases in the balance of the liability on the Statement of Net Position. Bond premiums and discounts are deferred and amortized over the life of the bonds using the effective interest method. Bonds payable are reported net of the applicable bond premium or discount.

In the fund financial statements, however, debt principal payments of Governmental Funds are recognized as expenditures when paid. Governmental Fund types recognize bond premiums and discounts, as well as bond issuance costs, during the current period. The face amount of debt issued is reported as other financing sources. Premiums received on debt issuances are reported as other financing sources while discounts on debt issuances are reported as other financing uses. Issuance costs, whether or not withheld from the actual debt proceeds received, are reported as debt service expenditures.

Pension – For purposes of measuring the net pension liability and deferred outflows/inflows of resources related to pensions, and pension expense, information about the fiduciary net position of the City's California Public Employee Retirement System (CalPERS) plan and additions to/deduction from the Plan's fiduciary net position have been determined on the same basis as they are reported by CalPERS. For this purpose, benefit payments (including refunds of employee contributions) are recognized when due and payable in accordance with the benefit terms. Investments are reported at fair value.

Unearned Revenue – Unearned revenue is that for which asset recognition criteria have been met, but for which revenue recognition criteria have not been met. The City typically records unearned revenue related to uncollected outstanding performing loans and intergovernmental revenues received but not earned (qualifying expenditures not yet incurred).

Leases – The City is a lessee for a noncancellable lease of equipment. The City recognizes a lease liability and an intangible right-to-use lease asset (lease asset) in the government-wide and enterprise fund financial statements. The City recognizes lease liabilities with an initial, individual value of $5,000 or more.

At the commencement of a lease, the City initially measures the lease liability at the present value of payments expected to be made during the lease term. Subsequently, the lease liability is reduced by the principal portion of lease payments made. The lease asset is initially measured as the initial amount of the lease liability, adjusted for lease payments made at or before the lease commencement date, plus certain initial direct costs. Subsequently, the lease asset is amortized on a straight-line basis over its useful life.

Key estimates and judgments related to leases include how the City determines (1) the discount rate it uses to discount the expected lease payments to present value, (2) lease term, and (3) lease payments.

- The City uses the interest rate charged by the lessor as the discount rate. When the interest rate charged by the lessor is not provided, the City generally uses its estimated incremental borrowing rate as the discount rate for leases.

Note 1 – Summary of Significant Accounting Policies (Continued)

- The lease term includes the noncancellable period of the lease. Lease payments included in the measurement of the lease liability are composed of fixed payments and purchase option price that the City is reasonably certain to exercise.

The City monitors changes in circumstances that would require a remeasurement of its lease and will remeasure the lease asset and liability if certain changes occur that are expected to significantly affect the amount of the lease liability.

Lease assets are reported with other capital assets and lease liabilities are reported with long-term debt on the statement of net position.

Non-Current Governmental Assets/Liabilities – GASB Statement No. 34 eliminates the presentation of account groups, but provides for these records to be maintained and incorporates the information into the Governmental Activities column in the Government-Wide Statement of Net Position.

Net Position – The government-wide and business-type activities financial statements utilize a net position presentation. Net position is categorized as net investment in capital assets, restricted and unrestricted.

- Net Investment in Capital Assets – This category groups all capital assets, including infrastructure, into one component of net position. Accumulated depreciation and the outstanding balances of debt that are attributable to the acquisition, construction or improvement of these assets reduce the balance in this category.

  Restricted Net Position – This category presents external restrictions on net position imposed by creditors, grantors, contributors, laws or regulations of other governments and restrictions imposed by law through constitutional provisions or enabling legislation.

- Unrestricted Net Position – This category represents net position of the City not restricted for any project or other purpose.

Fund Balance – In the fund financial statements, governmental fund balance is made up of the following components:

- Nonspendable fund balance typically includes inventories, prepaid items, and other items that must be maintained intact pursuant to legal or contractual requirements, such as endowments.

- Restricted fund balance category includes amounts that can be spent only for specific purposes imposed by creditors, grantors, contributors, or laws or regulations of other governments or through enabling legislations.

- Committed fund balance classification includes amounts that can be used only for the specific purposes determined by a formal action of the City Council. The City Council has the authority to establish, modify, or rescind a fund balance commitment.

Note 1 – Summary of Significant Accounting Policies (Continued)

- Assigned fund balance are amounts designated by the City Council for specific purposes and do not meet the criteria to be classified as restricted or committed.

- Unassigned fund balance is the residual classification that includes all spendable amounts in the General Fund not contained in other classifications.

When expenditures are incurred for purposes for which both restricted and unrestricted (committed, assigned, or unassigned) fund balances are available, the City's policy is to apply restricted first. When expenditures are incurred for purposes for which committed, assigned, or unassigned fund balances are available, the City's policy is to apply committed fund balance first, then assigned fund balance, and finally unassigned fund balance.

Use of Estimates – The preparation of financial statements in conformity with accounting principles generally accepted in the United States of America requires management to make estimates and assumptions that affect the reported amounts of assets and liabilities and disclosure of contingent assets and liabilities at the date of the financial statements and the reported amounts of revenues and expenditures/expenses during the reporting period. Actual results could differ from those estimates.

Note 2 – Stewardship, Compliance and Accountability

California law authorizes the City to invest in obligations of the United States Treasury, agencies and instrumentalities, certificates of deposit or time deposits in banks and savings and loan associations which are insured by the Federal Deposit Insurance Corporation.

Note 3 – Cash and Investments

In accordance with applicable sections of the California Government Code and the Soledad Municipal Code, the City prepares and legally adopts an annual balanced budget on a basis consistent with accounting principles generally accepted in the United States of America. Annual appropriated budgets are adopted for the General Fund, specific Special Revenue Funds, and specific Capital Projects Funds. Budget plans are adopted for Proprietary Funds. A proposed budget is presented to the City Council during May of each year for review. The Council holds public hearings and may add to, subtract from, or change appropriations within the revenues and reserves estimated as available. Expenditures may not legally exceed budgeted appropriations at the fund level. Supplementary appropriations which alter the total expenditures of any fund, or expenditures in excess of total budgeted fund appropriations, must be approved by the City Council.

All annual appropriations lapse at fiscal year end to the extent they have not been expended or encumbered.

The City pools all of its cash and investments except those funds required to be held by outside fiscal agents under the provisions of bond indentures. Interest income earned on pooled cash is allocated to the various funds on average cash balances. Interest income from cash investments held with fiscal agents is credited directly to the related funds.

Note 3 – Cash and Investments (continued)

Cash and investments as of June 30, 2025, are classified in the accompanying financial statements as follows:

Statement of Net Position:	
Cash and Investments	$ 43,800,729
Cash and Investments with Fiscal Agent	496
Fiduciary Funds:	
Cash and Investments	2,607,934
Cash and Investments with Fiscal Agent	292,697
Total Cash and Investments	$ 46,701,856

Cash and investments as of June 30, 2025, consist of the following:

Cash on hand	$ 2,700
Deposits with Financial Institutions	43,896,613
Local Agency Investment Fund	2,509,350
Held by Fiscal Agent:	
Money Market	291,487
U.S. Treasury Obligations	1,706
Total Cash and Investments	$ 46,701,856

Fair Value Measurements

The framework for measuring fair value provides a fair value hierarchy that categorizes the inputs to valuation techniques used to measure fair value into three levels. The fair value hierarchy gives the highest priority to unadjusted quoted prices in active markets for identical assets or liabilities (Level 1) and lowest priority to unobservable inputs (Level 3). The three levels of the fair value hierarchy are described as follows:

Level 1: Inputs to the valuation methodology are quoted prices (unadjusted) for identical assets or liabilities in active markets that a government can access at the measurement date.

Level 2: Inputs to valuation methodology include inputs – other than quoted prices included within Level 1 – that are observable for an asset or liability, either directly or indirectly.

Level 3: Inputs to the valuation methodology are unobservable and significant to the fair value measurement.

The asset's or liability's fair value measurement level within a fair value hierarchy is based on the lowest level of any input that is significant to the fair value measurement. Valuation techniques used need to maximize the use of observable inputs and minimize the use of unobservable inputs.

Note 3 – Cash and Investments (continued)

Following is a description of the valuation methodologies used for assets measured at fair value.

LAIF is valued based on the City's pro-rata share of the fair value provided by LAIF for the entire LAIF portfolio (Level 2 input).

The City had the following recurring fair value measurements as of June 30, 2025:

	Level 1	Level 2	Level 3	June 30, 2025 Balance
Investments by fair value level:				
Equity Securities:				
LAIF	$ -	$ 2,509,350	$ -	$ 2,509,350
Total Equity Securities	-	2,509,350	-	2,509,350
Cash and cash equivalents carried at amortized cost:				
Deposits and cash on hand				43,899,313
Money Market Mutual Funds				291,487
U.S Treasury Obligation				1,706
Total Investments amortized at cost				44,192,506
Total Cash and Investments				$ 46,701,856

Investments Authorized by the California Government Code and the City's Investment Policy

The table below identifies the investment types that are authorized for the City by the California Government Code (or the City's investment policy, where more restrictive). The table also identifies certain provisions of the California Government Code (or the City's investment policy, where more restrictive) that address interest rate risk, credit risk, and concentration of credit risk. The City's investment policy does not contain any specific provisions intended to limit the City's exposure to interest rate risk, credit risk, and concentration of credit risk. This table does not address investments of debt proceeds held by bond trustee that are governed by the provisions of debt agreements of the City, rather than the general provisions of the California Government Code or the City's investment policy.

Note 3 – Cash and Investments (continued)

Authorized Investment Type	Maximum Maturity	Maximum Percentage of Portfolio	Maximum Investment In One Issuer
Local Agency Bonds	5 years	None	None
U.S. Treasury Obligations	5 years	None	None
U.S. Agency Securities	5 years	None	None
Banker's Acceptances	180 days	40%	30%
Commercial Paper	270 days	25%	10%
Negotiable Certificates of Deposit	5 years	30%	None
Repurchase Agreements	1 year	20%	None
Reverse Repurchase Agreements	92 days	20%	None
Medium-Term Notes	5 years	30%	None
Mutual Funds	N/A	20%	10%
Money Market Mutual Funds	N/A	20%	10%
Mortgage Pass-Through Securities	2 years	20%	None
County Pooled Investment Funds	1 year	20%	None
Local Agency Investment Fund (LAIF)	N/A	None	None
JPA Pools (other investment pools)	N/A	None	None

Investments Authorized by Debt Agreements

Investments of debt proceeds held by bond trustee are governed by provisions of the debt agreements, rather than the general provisions of the California Government Code or the City's investment policy. The table below identifies the investment types that are authorized for investments held by the bond trustee. The table also identifies certain provisions of these debt agreements that address interest rate risk, credit risk, and concentration of credit risk.

Authorized Investment Type	Maximum Maturity	Maximum Percentage of Portfolio	Maximum Investment In One Issuer
U.S. Treasury Obligations	None	None	None
U.S. Agency Securities	None	None	None
Banker's Acceptances	180 days	None	None
Commercial Paper	270 days	None	None
Money Market Mutual Funds	N/A	None	None
Investment Contracts	None	None	None
Certificates of Deposits	1 year	None	None
Repurchase Agreements	30 days	None	None
Local Agency Investment Fund (LAIF)	N/A	None	None
Municipal Bonds	None	None	None

Note 3 – Cash and Investments (continued)

Disclosures Relating to Interest Rate Risk

Interest rate risk is the risk that changes in market interest rates will adversely affect the fair value of an investment. Generally, the longer the maturity of an investment, the greater the sensitivity of its fair value to changes in market interest rates. The City's investment in the investment pools are available for withdraw in one business day and have an overall maturity of less than one year.

Disclosures Relating to Credit Risk

Generally, credit risk is the risk that an issuer of an investment will not fulfill its obligation to the holder of the investment. This is measured by the assignment of a rating by a nationally recognized statistical rating organization. The City's investments in the investment pools are unrated.

Concentration of Credit Risk

The investment policy of the City contains no limitations on the amount that can be invested in any one issuer beyond that stipulated by the California Government Code. There are no investments in any one issuer that represent 5% or more of total City investments (external investment pools and mutual funds are excluded from this disclosure requirement).

Custodial Credit Risk

Custodial credit risk for deposits is the risk that, in the event of the failure of a depository financial institution, a government will not be able to recover its deposits or will not be able to recover collateral securities that are in the possession of an outside party. The California Government Code and the City's investment policy do not contain legal or policy requirements that would limit the exposure to custodial credit risk for deposits, other than the following provision for deposits: The California Government Code requires that a financial institution secure deposits made by state or local governmental units by pledging securities in an undivided collateral pool held by a depository regulated under state law (unless so waived by the governmental unit). The market value of the pledged securities in the collateral pool must equal at least 110% of the total amount deposited by the public agencies. California law also allows financial institutions to secure City deposits by pledging first trust deed mortgage notes having a value of 150% of the secured public deposits.

The custodial risk for investments is the risk that, in the event of the failure of the counterparty to a transaction, a government will not be able to recover the value of its investment or collateral securities that are in the possession of another party. The California Government Code and the City's investment policy do not contain legal or policy requirements that would limit the exposure to custodial credit risk for investments. With respect to investments, custodial credit risk generally applies only to direct investments in marketable securities. Custodial credit risk does not apply to a local government's indirect investment in securities through the use of mutual funds or government investment pools (such as LAIF).

GASB Statement No. 40 requires that the following disclosure be made with respect to custodial credit risks relating to deposits and investments: The City did not have any deposits with financial institutions in excess of federal depository insurance limits and held in uncollateralized accounts.

Note 3 – Cash and Investments (continued)

Investment in State Investment Pool

The City is a voluntary participant in the Local Agency Investment Fund (LAIF) that is regulated by the California Government Code under the oversight of the Treasurer of the State of California. The fair value of the City's investment in this pool is reported in the accompanying financial statements at amounts based upon the City's pro-rata share of the fair value provided by LAIF for the entire LAIF portfolio (in relation to the amortized cost of that portfolio). The balance available for withdrawal is based on the accounting records maintained by LAIF, which are recorded on an amortized cost basis.

Note 4 – Notes Receivables

Notes receivable and deferred loans consisted of the following at June 30, 2025:

Orchard Gabilan Associates, L.P. – The HOME Investment Partnership Grant program approved $1,600,000 of grant funds to be made available for local development of an affordable housing project. The City entered into an agreement with Orchard Gabilan Associates, L.P. to loan such funds for the construction of Gabilan Family Apartments. Payments of principal and interest on the HOME loan are to be deferred until the earlier of repayment in full of the Deferred Development Fee or January 1 of the year in which the 14th anniversary of the date of issuance of the final Certificate of Occupancy. If not paid sooner, the unpaid principal balance of this note, plus any unpaid interest thereon shall be due and payable in full fifty-five years from the date of the note. The note bears 4.46% interest and the face amount of the note at June 30, 2025 was $1,600,000.

Benito FLC, L.P. – The HOME Investment Partnership Grant program approved $3,760,000 of grant funds to be made available for local development of an affordable housing project. The City entered into an agreement with Benito FLC, L.P. to loan such funds for the construction of the Benito Street Farm Labor Center. Funds were provided in the form of a deferred payment loan. If not paid sooner, the unpaid principal balance of this note, plus any unpaid interest thereon shall be due and payable in full fifty-five years from the date of the note. The note bears 4% interest and the face amount of the note at June 30, 2025 was $3,760,000.

Revolving Loan Program – Long-term loans receivable of $3,012,324 represent monies loaned to homebuyers and small business owners in connection with a downpayment assistance, home rehabilitation and business assistance programs. The loans are secured by real property with repayment due upon the sale of real property or starting at the end of the 30 year deferral period. At the time of sale, the seller pays the loan balance in full plus interest, ranging from 0% to 4%. For the homebuyer loan program, starting at the end of the 30 year deferral period, the borrower is required to repay the loan, without interest, over the following 15 years.

Multi-Family Affordable Housing Rehabilitation Loans – Long-term notes receivable of $600,000 represent monies loaned to two developers in connection with construction and rehabilitation of low-income multi-family housing projects. The loans are secured by real property with repayment due upon the sale of real property or starting at the end of the 55 year deferral period. At the time of sale of the project or at the end of the deferral period, the borrower shall pay the loan balance in full with interest at 4 percent per annum.

Note 5 – Interfund Advances, Receivables, Payables and Transfers

Interfund Receivables and Payables

Interfund receivables and payables consist of short-term loans resulting from regular transactions. These loans are expected to be repaid as soon as the borrowing fund has cash, and carry an interest rate equal to the rate earned on pooled cash.

Individual fund interfund receivables and payables balances as of June 30, 2025, are as follows:

	Due From	Due To
Major Fund:		
General Fund	$ 355,521	$ -
NonMajor Funds:		
REAP Grant Special Revenue Fund	-	11,188
Gas Tax Special Revenue Fund	-	285,276
CDBG Business Loans Special Revenue Fund	-	59,057
	$ 355,521	$ 355,521

Note 5 – Interfund Advances, Receivables, Payables and Transfers (continued)

Transfers Between Funds

In general, the City uses interfund transfers to (1) move revenues from the funds that collect them to the funds' that statute or budget requires to expend them, (2) use unrestricted revenues collected in the General Fund to help finance various programs and capital projects accounted for in other funds in accordance with budgetary authorization, and (3) move cash to debt service funds from the funds responsible for payment as debt service payments become due. In general, the effect of the interfund activity has been eliminated from the government-wide financial statements. The City had the following interfund transfers during the current fiscal year:

	Transfers In	Transfers Out
Major Governmental Funds:		
General Fund	$ 1,166,066	$ -
Proprietary Funds:		
Water Fund	-	(703)
Sewer Fund	-	(639)
Garbage	-	(1,050,787)
Nonmajor Governmental Funds:		
Maintenance District	-	(141,791)
Low-Moderate Housing Asset	34,023	-
Development Impact Fees	-	(6,169)
	$ 1,200,089	$ (1,200,089)

The transfer out of $1,050,787 from the Garbage Fund to the General Fund were accumulated franchise fees to cover overhead.

Note 6 – Capital Assets

Capital asset activities for the year ended June 30, 2025, were as follows:

	Balance July 1, 2024	Additions	Retirements	Balance June 30, 2025
Governmental Activities				
Capital assets, not being depreciated				
Land	$ 822,801	$ -	$ -	$ 822,801
Construction in progress	-	2,252,619	-	2,252,619
Total capital assets, not being depreciated	822,801	2,252,619	-	3,075,420
Capital assets, being depreciated				
Buildings and improvements	18,961,277	882,837	-	19,844,114
Infrastructure	42,695,279	4,811,078	-	47,506,357
Machinery and equipment	7,143,562	186,543	-	7,330,105
Total capital assets, being depreciated	68,800,118	5,880,458	-	74,680,576
Less accumulated depreciation for				
Buildings and improvements	(3,192,589)	(245,984)	-	(3,438,573)
Infrastructure	(17,312,992)	(872,947)	-	(18,185,939)
Machinery and equipment	(5,364,863)	(101,146)	-	(5,466,009)
Total accumulated depreciation	(25,870,444)	(1,220,077)	-	(27,090,521)
Total capital assets, being depreciated, net	42,929,674	4,660,381	-	47,590,055
Right of use assets, being amortized:				
Vehicles - right to use	410,379	-	-	410,379
Less: accumulated amortization	(316,984)	(58,072)	-	(375,056)
Total lease assets, being amortized, net	93,395	(58,072)	-	35,323
Governmental activities capital assets, net	$ 43,845,870	$ 6,854,928	$ -	$ 50,700,798

Note 6 – Capital Assets (continued)

	Balance July 1, 2024	Additions	Retirements	Balance June 30, 2025
Business-Type Activities				
Capital assets, not being depreciated				
Land	$ 2,509,996	$ -	$ -	$ 2,509,996
Construction in progress	224,867	-	-	224,867
Total capital assets, not being depreciated	2,734,863	-	-	2,734,863
Capital assets, being depreciated				
Buildings and improvements	55,689,390	2,346,473	-	58,035,863
Infrastructure	19,389,129	-	-	19,389,129
Machinery and equipment	3,348,884	-	-	3,348,884
Total capital assets, being depreciated	78,427,403	2,346,473	-	80,773,876
Less: accumulated depreciation	(27,827,766)	(1,558,366)	-	(29,386,132)
Total capital assets, being depreciated, net	50,599,637	788,107	-	51,387,744
Right of use assets, being amortized:				
Vehicles - right to use	157,423	-	-	157,423
Less: accumulated amortization	(119,459)	(31,485)	-	(150,944)
Total right of use assets, being amortized, net	37,964	(31,485)	-	6,479
Business-type activities capital assets, net	$ 53,372,464	$ 756,622	$ -	$ 54,129,086

Depreciation expense was charged to the following functions in the Statement of Activities:

Governmental Functions:	
General Government	$ 50,522
Public Works	906,041
Public Safety	134,454
Community Services	182,712
	$ 1,278,149
Business-Type Functions:	
Water	$ 387,631
Sewer	1,198,916
Garbage	3,304
	$ 1,589,851

Note 7 – Long-Term Debt

	Balance July 1, 2024	Additions	Retirements	Balance June 30, 2025	Current Portion
Governmental Activity Long Term Debt					
Direct Borrowings:					
Loan Payable					
2019 Motorola Radios	$ 55,569	$ -	$ (44,398)	$ 11,171	$ 11,171
Total Governmental Activity Long Term Debt	$ 55,569	$ -	$ (44,398)	$ 11,171	$ 11,171
Business-Type Activity Long Term Debt					
Direct Placement:					
Bonds Payable					
2021 Water Refunding Revenue Bonds	$ 832,960	$ -	$ (76,180)	$ 756,780	$ 77,670
Direct Borrowings:					
Loans Payable					
Sewer Plant Loan	24,679,010	-	(1,542,438)	23,136,572	1,542,438
Total Business-Type Activity Debt	$ 25,511,970	$ -	$(1,618,618)	$ 23,893,352	$ 1,620,108
Compensated Absences					
Government Activities	$ 855,322	$ 27,436	$ -	$ 882,758	
Business-Type Activities	$ 358,192	$ 17,942	$ -	$ 376,134	
Net Pension Liability					
Government Activities	$ 5,133,918	$ -	$ -	$ 5,133,918	
Business-Type Activities	$ 2,579,300	$ -	$ -	$ 2,579,300	

2019 Motorola Radios – On July 18, 2018, the City entered into a purchase agreement for 30 portable radios. The lease bears an interest rate of 5.2% and terminates on July 18, 2025. Payments of $11,608 are to be paid quarterly.

2021 Water Refunding Revenue Bonds - In December 2015, the Public Financing Authority issued 2021 Enterprise Revenue Bonds for the principal amount of $1,053,920. The issuance was to refund the outstanding principal balance of the Water Note Payable presented. The reacquisition price exceeded the net carrying amount of the old debt by $1,819,135. The City refunded the above debts to reduce its total debt service over 13 years by $99,551 and to obtain an economic gain (difference between the present values of debt service payments on the old and new debt) of $87,643. The bonds bear interest of 2.040% and are payable semi-annually commencing November 2021 through May 2034. Debt service is secured by a pledge of net revenues of the City's Water Systems. The City covenants that it shall prescribe, revise and collect such charges for the services and facilities of the water systems which shall produce revenues sufficient in each fiscal year to provide gross revenues which are sufficient to pay all water operation and maintenance costs and all bond installment payments and produce net water revenues equal to at least 1.15 times debt service coming due and payable during such fiscal year. The City is in compliance with those covenants as of June 30, 2025, debt coverage ratio was 8.58. Cash basis debt service paid during the fiscal year ended June 30, 2025 totaled $93,172.

Note 7 – Long-Term Debt (Continued)

Sewer Plant Loan – In connection with the City's construction of a new sewer plant, a loan for $46,451,084 was obtained from the State of California. Although, the loan is non-interest bearing, it did require a 16.667% loan fee resulting in an effective interest rate of 1.8%. The loan was to be repaid in twenty equal annual installments of $2,322,554 beginning January 1, 2011. However, in October 2014, the City renegotiated the payment terms from 20 years to 30 years, resulting in annual payments of $1,542,438 for the remaining 26 years. Unamortized loan charges of $1,653,397 remains to be amortized over the remaining life of the loan.

Compensated Absences – City employees accumulate earned but unused vacation and sick pay benefits which can be converted to cash at termination of employment. Since no means exist to reasonably estimate the amounts that might be liquidated with expendable currently available financial resources, if any, they are reported as long-term debt on the Statement of Net Position. No expenditure is reported for these amounts in the governmental funds statements. However, in the Statement of Activities the expense is allocated to each function based on usage. The non-current portion of these vested benefits, payable in accordance with various collective bargaining agreements, at June 30, 2025, totaled $882,758 for governmental activities and $376,134 for business-type activities.

The annual requirement to amortize the principal and interest on all long-term debt at June 30, 2025, were as follows:

	Governmental-Type Activities		Business-Type Activities	
Years ending June 30,	Principal	Interest	Principal	Interest
2026	$ 11,171	$ 145	$ 1,620,108	$ 228,949
2027	-	-	1,621,498	215,592
2028	-	-	1,622,778	200,488
2029	-	-	1,624,678	185,223
2030	-	-	1,626,458	169,781
2031-2035	-	-	8,065,641	611,150
2036-2040	-	-	7,712,191	227,664
	$ 11,171	$ 145	$ 23,893,352	$ 1,838,847

Note 7 – Long-Term Debt (Continued)

Assessment District Debt – The City acts as an agent for bond offerings within two assessment districts in the City. The City is not obligated in the event of default. Accordingly, the debt is not reflected in the City's financial information. The amount of debt outstanding as of June 30, 2025, not reflected in these statements is $1,305,000 for The Vineyards and $2,095,000 for Diamond Ridge.

Note 8 – Lease Liability

The City entered into several sixty (60) month lease agreement as lessee for the acquisition and use of vehicles. An initial lease liability was recorded in the amount of $647,920 during the year the lease was entered. As of June 30, 2025, the value of the lease liability was $131,783. The City is required to make monthly principal and interest payments of $411 to $6,873. The lease has an interest rate of 0.9%. The equipment has a five-year estimated useful life. The value of the right-to-use asset as of the end of the current fiscal year was $49,580 and had accumulated amortization of $526,000. The future principal and interest lease payments as of June 30, 2025, were as follows:

	Balance July 1, 2024	Additions	Retirements	Balance June 30, 2025	Current Portion
Lease Liability - Right of Use					
Government Activities	$ 93,693	$ -	$ (58,234)	$ 35,459	$ 31,752
Business-Type Activities	$ 38,090	$ -	$ (23,969)	$ 14,121	$ 14,121

.

Note 9 – Deferred Outflows and Deferred Inflows of Resources

In addition to assets, the statement of net position will sometimes report a separate section for deferred outflows of resources. This separate financial element, deferred outflows of resources, represents a consumption of net position or fund balance that applies to future period(s) and thus, will not be recognized as an outflow of resources (expense/expenditure) until then. The City has one item to report in this category:

- The City has $3,100,396 in pension related items that qualify to be reported in deferred outflows of resources. The pension related deferred outflows of resources are described in Note 11.

In addition to liabilities, the statement of financial position will sometimes report a separate section for deferred inflows of resources. This separate financial statement element, deferred inflows of resources, represent an acquisition of net position or fund balance that applies to a future period(s) and so will not be recognized as an inflow of resources (revenue) until that time. The City has one item to report in this category:

- The City has $119,312 in pension related items that qualify to be reported in deferred inflows of resources. The pension related deferred inflows of resources are described in Note 11.
- The City has $17,488 in deferred notes receivable related to impact fees.

Unavailable revenues arise only under a modified accrual basis of accounting that qualifies for reporting as deferred inflows of resources. Accordingly, that item, unavailable revenues, is reported only in the governmental funds balance sheet. The City reports in the Program Income, Low-Moderate Housing, CDBG Business Loans, 20-CDBG-CV10058, 20-CDBG-12084, and Development Impact Fee, $6,281,323, $1,989,332, $472,724, $56,422, $310,137, $53,975, respectively, as unavailable revenues, related to long-term notes and loans receivables.

Note 10 – Risk Management

The City provides for workers' compensation and liability through a self-funded joint powers agency, Monterey Bay Area Self Insurance Authorities. Joint Powers Agreement (JPA) accounts are not separately maintained for each participant.

Description of Self-Insurance Pool Pursuant to Joint Powers Agreement

The City is a member of the Monterey Bay Area Self Insurance Authority (MBASIA). MBASIA is composed of 10 California public entities and is organized under a joint powers agreement pursuant to California Government Code 6500 et seq. The purpose of MBASIA is to arrange and administer programs for the pooling of self-insured losses, to purchase excess insurance or reinsurance, and to arrange for group-purchased insurance for property and other coverage.

General Liability: The City has a deductible of $10,000 for each liability claim. Claims above $10,000 up to $1,000,000 are paid by MBASIA. Claims above $1,000,000 up to $29,000,000 are covered by insurance purchased by MBASIA.

Note 10 – Risk Management (continued)

Workers' Compensation: The City does not retain a deductible for workers' compensation claims. Annual premiums for coverage up to statutory levels are paid to MBASIA based on a Board approved Budget methodology. A third party claims administrator is contracted by MBASIA to manage claims activity.

Adequacy of Protection

During the past three fiscal (claims) years none of the above programs of protection have had settlements or judgments that exceeded insured coverage. There have been no significant reductions in insured liability coverage from coverage in the prior year. Audited financial statements for MBASIA can be obtained from their management at 100 Pine Street, 11th Floor, San Francisco, CA 94111.

Contingent Liabilities

The City participates in a number of Federal and State assisted grant programs which are subject to financial and compliance audits. Audits for these programs and the respective findings are to be determined at a future date, and the City expects the amount, if any, of the expenditures which may be disallowed by the granting agency to be immaterial.

Note 11 – City Employees' Retirement Plan (Defined Benefit Pension Plan)

Plan Description – The City contributes to the California Public Employees' Retirement System (PERS), an agent multiple-employer public employee defined benefit pension plan. PERS provides retirement and disability benefits, annual cost-of-living adjustments and death benefits to plan members and beneficiaries. PERS acts as a common investment and administrative agent for participating public entities within the State of California. Benefit provisions and all other requirements are established by state statute and city ordinance. Copies of PERS' annual financial report may be obtained from their Executive Office - 400 P Street - Sacramento, CA 95814.

Funding Policy – The City pays 7-9% of annual covered salary for active plan members in the City's defined pension plan. The City is required to contribute the actuarially determined remaining amounts necessary to fund the benefits for its members. The actuarial methods and assumptions used are those adopted by the CalPERS Board of Administration. The required employer contribution rate for the fiscal year ended June 30, 2025 was 10.150%, 7.870%, 23.000%, and 13.760% for the Miscellaneous, PEPRA Miscellaneous, Safety, and PEPRA Safety, respectively. The contribution requirements of plan members is established by State statute and the employer contribution is established and may be amended by PERS.

Note 11 – City Employees' Retirement Plan (Defined Benefit Pension Plan) (Continued)

The Plans' provisions and benefits in effect at June 30, 2025, are summarized as follows:

	Miscellaneous	Safety
Hire Date	Prior to January 1, 2013	Prior to January 1, 2013
Benefit Formula	2.0% at 60; maximum 2% COLA	3.0% at 55; maximum 2% COLA
Benefit Vesting Schedule	5 years service	5 years service
Benefit Payments	monthly for life	monthly for life
Retirement Age	60	55
Monthly Benefits, as a % of Eligible Compensation	2.00%	3.00%
Required Employee Contribution Rates	7.00%	9.00%
Required Employer Contribution Rates	10.150%	23.000%

	PEPRA Miscellaneous	PEPRA Safety
Hire Date	On or After January 1, 2013	On or After January 1, 2013
Benefit Formula	2.0% at 62; maximum 2% COLA	2.7% at 57; maximum 2% COLA
Benefit Vesting Schedule	5 years service	5 years service
Benefit Payments	monthly for life	monthly for life
Retirement Age	62	57
Monthly Benefits, as a % of Eligible Compensation	2.00%	2.70%
Required Employee Contribution Rates	7.75%	13.75%
Required Employer Contribution Rates	7.870%	13.760%

Contributions – Section 20814(c) of the California Public Employees' Retirement Law requires that the employer contribution rates for all public employers be determined on an annual basis by the actuary and shall be effective on July 1 following notice of a change in the rate. Funding contributions for both Plans are determined annually on an actuarial basis as of June 30 by CalPERS. The actuarially determined rate is the estimated amount necessary to finance the costs of benefits earned by employees during the year, with an additional amount to finance any unfunded accrued liability. The City is required to contribute the difference between the actuarially determined rate and the contribution rate of employees.

Note 11 – City Employees' Retirement Plan (Defined Benefit Pension Plan) (Continued)

For the year ended June 30, 2025, $1,185,357 of contributions was recognized as part of the pension expense.

Pension Liabilities, Pension Expenses, and Deferred Outflows/Inflows of Resources Related to Pensions

As of June 30, 2025, the City reported net pension liabilities for its proportionate shares of the net pension liability of each Plan as follows:

	Proportionate Share of Net Pension Liability/(Asset)
Miscellaneous	$ 2,652,416
Safety	$ 5,060,802

The City's net pension liability for each Plan is measured as the proportionate share of the net pension liability. The net pension liability of each of the Plan is measured as of June 30, 2024, and the total pension liability for each Plan used to calculate the net pension liability was determined by an actuarial valuation as of June 30, 2023, rolled forward to June 30, 2024, using standard update procedures. The City's proportion of the net pension liability was based on a projection of the City's long-term share of contributions to the pension plans relative to the projected contributions of all participating employers, actuarially determined. The City's proportionate share of the net pension liability for each Plan as of June 30, 2024 and 2025 was as follows:

	Miscellaneous	Safety
Proportion – June 30, 2024	0.05297%	0.06947%
Proportion – June 30, 2025	0.05484%	0.06941%
Change – Increase/(Decrease)	0.00187%	0.00006%

Note 11 – City Employees' Retirement Plan (Defined Benefit Pension Plan) (Continued)

For the year ended June 30, 2025, the City recognized pension expense of $2,029,349. At June 30, 2025, the City reported deferred outflows of resources and deferred inflows of resources related to pension from the following sources:

	Deferred Outflows of Resources	Deferred Inflows of Resources
Pension contributions subsequent to measurement date	$ 1,385,765	$ -
Change in employer's proportion	411,600	-
Difference between employer's contributions and proportionate share of contributions	70,526	(96,935)
Changes in assumptions	192,861	-
Differences between projected and actual investments earnings	397,312	-
Difference between expected and actual experience	642,332	(22,377)
Total	$ 3,100,396	$ (119,312)

The $1,385,765 reported as deferred outflows of resources related to contributions subsequent to the measurement date will be recognized as a reduction of the net pension liability in the year ended June 30, 2026. Other amounts reported as deferred outflows of resources and deferred inflows of resources related to pensions will be recognized as pension expense as follows:

Year Ended June 30	
2026	$ 686,081
2027	1,007,155
2028	38,108
2029	(136,024)
Thereafter	-

Note 11 – City Employees' Retirement Plan (Defined Benefit Pension Plan) (Continued)

Actuarial Methods Assumptions – The collective total pension liability for the June 30, 2024 measurement period was determined by an actuarial valuation as of June 30, 2023, with update procedures used to roll forward the total pension liability to June 30, 2024. The collective total pension liability was based on the following assumptions:

Valuation Date	June 30, 2023
Measurement Date	June 30, 2024
Actuarial Cost Method	Entry-Age Normal Cost Method in accordance with the requirements of GASB Statement No. 68
Actuarial Assumptions:	
Discount Rate	6.90%
Inflation	2.30%
Payroll Growth	2.30%
Salary Increases	Varies by Entry Age and Service
Mortality Rate Table	Derived using CalPERS' Membership Date for all Funds
Post Retirement Benefit Increase	Contract COLA up to 2.3% until Purchasing Power Protection Allowance Floor on Purchasing Power applies
Investment Rate of Return	6.90%
Mortality	Derived using CalPERS' Membership Data for all Funds

[1]The mortality table used was developed based on CalPERS-specific data. The table includes 15 years of mortality improvements using Society of Actuaries Scale 90% of scale MP 2016. For more details on this table, please refer to the December 2017 experience study report (based on CalPERS demographic data from 1997 to 2015) that can be found on the CalPERS website.

All other actuarial assumptions used in the June 30, 2018 valuation was based on the results of an December 2017 experience study report (based on CalPERS demographic data from 1997 to 2015), including updates to salary increase, mortality and retirement rates. The Experience Study can be obtained at CalPERS' website.

Change of assumptions – None.

Note 11 – City Employees' Retirement Plan (Defined Benefit Pension Plan) (Continued)

Discount rate – The discount rate used to measure the total pension liability for PERF C was 6.90%. The projection of cash flows used to determine the discount rate assumed that contributions from plan members will be made at the current member contribution rates and that contributions from employers will be made at statutorily required rates, actuarially determined. Based on those assumptions, the Plan's fiduciary net position was projected to be available to make all projected future benefit payments of current plan members. Therefore, the long-term expected rate of return on plan investments was applied to all periods of projected benefit payments to determine the total pension liability.

In determining the long-term expected rate of return, CalPERS took into account both short-term and long-term market return expectations as well as the expected pension fund cash flows. Using historical returns of all the funds' asset classes, expected compound (geometric) returns were calculated over the short-term (first 10 years) and the long-term (11+ years) using a building-block approach. Using the expected nominal returns for both short-term and long-term, the present value of benefits was calculated for each fund. The expected rate of return was set by calculating the rounded single equivalent expected return that arrived at the same present value of benefits for cash flows as the one calculated using both short-term and long-term returns. The expected rate of return was then set equivalent to the single equivalent rate calculated above and adjusted to account for assumed administrative expenses.

The long-term expected real rates of return by asset class can be found in CalPERS' Comprehensive Annual Financial Report for the fiscal year ended June 30, 2024.

The table below reflects long-term expected real rates of return by asset class. The rate of return was calculated using the capital market assumptions applied to determine the discount rate and asset allocation. The geometric rates of return are net of administrative expenses.

Asset Class	Assumed Asset Allocation	Real Return [1, 2] Years 1-10
Global Equity - cap-weighted	30%	4.54%
Global Equity - noncap-weighted	12%	3.84%
Private Equity	13%	7.28%
Treasury	5%	0.27%
Mortgage-backed Securities	5%	0.50%
Investment Grade Corporates	10%	1.56%
High Yield	5%	2.27%
Emerging Market Debt	5%	2.48%
Private Debt	5%	3.57%
Real Assets	15%	3.21%
Leverage	-5%	-0.59%
Total	100%	

[1] An expected inflation of 2.3% used for this period
[2] Figures are based on the 2021-22 Asset Liability Management study.

Note 11 – City Employees' Retirement Plan (Defined Benefit Pension Plan) (Continued)

Sensitivity of the Proportionate Share of the Net Pension Liability to Changes in the Discount Rate The following presents the City's proportionate share of the net pension liability for each Plan, calculating using the discount rate of each Plan, as well as what the City's proportionate share of the net pension liability would be if it were calculated using a discount rate that is 1-percentage point lower (5.90%) or 1-percentage point higher (7.90%) than the current rate:

	1% Decrease (5.90%)	Current Discount Rate (6.90%)	1% Increase (7.90%)
Miscellaneous	$ 4,734,101	$ 2,652,416	$ 938,883
Safety	$ 8,129,758	$ 5,060,802	$ 2,550,827

Pension Plan Fiduciary Net Position – Detailed information about each pension plan's fiduciary net position is available in the separately issued CalPERS financial reports.

Payable to the Pension Plan – At June 30, 2025, the City has no outstanding amount of contributions to the pension plan required for the year ended June 30, 2025.

Note 12 – Subsequent Events

The City evaluated subsequent events for recognition and disclosure through July 31, 2026, the date which these financial statements were available to be issued. Management concluded that no material subsequent events have occurred since June 30, 2025 that required recognition or disclosure in such financial statements.

Note 13 – Excess of Expenditures over Appropriations

The excess of expenditures over appropriations are as follows:

General Fund:		
Current:		
General government	$	198,530
Capital outlay	$	349,975
Other financing uses		
Transfers out	$	168,615
Program Income Fund:		
Current:		
Community development	$	5,724
Low-Moderate Housing Asset Fund:		
Current:		
Community development	$	18,941
Measure X Fund:		
Current:		
Public works	$	25,658

The excess of expenditures over appropriations are covered by the available fund balance in the General Fund and future revenues for the Low-Moderate Housing Asset Fund, Program Income Fund, and Measure X Fund.

Note 14 – Restatement of Net Position

Fund Reclassifications – Major and Nonmajor Funds

During the fiscal year ended 2025, the City conducted an annual review of its fund structure. As part of this review and in compliance with GASB Statement No. 100, *Accounting Changes and Error Corrections*, the City identified necessary reclassifications to enhance transparency, improve financial reporting accuracy, and ensure consistency with updated accounting standards. As a result, the following funds were reclassified:

Fund Name	Previous Classification	New Classification	Reason for Classification
American Rescue Plan Act	Major	NonMajor	The decrease in overall activity caused the fund to no longer meet the criteria for a major fund, resulting in its reclassification as nonmajor
Park Grant Prop 68	Major	NonMajor	The decrease in overall activity caused the fund to no longer meet the criteria for a major fund, resulting in its reclassification as nonmajor
Low-Moderate Housing Asset	NonMajor	Major	The increase in overall activity caused the fund to meet the criteria for a major fund, resulting in its reclassification as major

These reclassifications have been applied retrospectively to prior-period financial statements for comparability. The following table summarizes the impact of these reclassifications on beginning fund balances and net position:

	American Rescue Plan Act	Low-Moderate Housing Asset	Park Grant Prop 68	Other Governmental Funds
Beginning of year, previously stated	$ 2,557,139	$ -	$ (230,243)	$ 9,415,576
Change within financial reporting entity (major to nonmajor)	(2,557,139)	-	230,243	2,326,896
Change within financial reporting entity (nonmajor to major)	-	(7,582)	-	7,582
Beginning of year, restated	$ -	$ -	$ -	$ 11,742,472

REQUIRED SUPPLEMENTARY INFORMATION

CITY OF SOLEDAD

BUDGETARY COMPARISON SCHEDULE
GENERAL FUND
YEAR ENDED JUNE 30, 2025

	Budgeted Amounts		Actual	Variance with Final Budget
	Original	Final	Amounts	Positive/ (Negative)
Revenue				
Taxes	$ 11,473,300	$ 11,473,300	$ 12,051,225	$ 577,925
Licenses and permits	851,500	851,500	473,856	(377,644)
Intergovernmental	173,500	173,500	400,433	226,933
Charges for services	180,000	180,000	309,526	129,526
Fines and forfeitures	46,500	46,500	45,345	(1,155)
Interest	391,000	391,000	554,028	163,028
Rents	55,000	55,000	49,708	(5,292)
Other	220,000	220,000	211,954	(8,046)
Total revenue	13,390,800	13,390,800	14,096,075	705,275
Expenditures				
Current				
General government	2,490,622	2,490,622	2,689,152	(198,530)
Public works	2,425,537	2,425,537	2,415,910	9,627
Community development	1,545,355	1,545,355	1,299,728	245,627
Public safety	7,212,064	7,212,064	7,092,090	119,974
Community services	1,287,071	1,287,071	1,199,589	87,482
Capital outlay	35,500	35,500	385,475	(349,975)
Debt Service				
Principal	102,632	102,632	102,632	-
Total expenditures	15,098,781	15,098,781	15,184,576	(85,795)
Revenue over (under)expenditures	(1,707,981)	(1,707,981)	(1,088,501)	619,480
Other Financing Sources				
Transfers in (out) - net	1,334,681	1,334,681	1,166,066	(168,615)
Net Change in Fund Balance	$ (373,300)	$ (373,300)	77,565	$ 450,865
Fund Balance				
Beginning of year			13,479,023	
End of year			$ 13,556,588	

CITY OF SOLEDAD

BUDGETARY COMPARISON SCHEDULE
PROGRAM INCOME FUND
YEAR ENDED JUNE 30, 2025

	Budgeted Amounts		Actual	Variance with Final Budget
	Original	Final	Amounts	Positive/ (Negative)
Revenue				
Interest	$ 13,500	$ 13,500	$ 27,049	$ 13,549
Loan repayments	56,000	56,000	258,025	202,025
Total revenue	69,500	69,500	285,074	215,574
Expenditures				
Current				
Community development	2,500	2,500	8,224	(5,724)
Total expenditures	2,500	2,500	8,224	(5,724)
Net Change in Fund Balance	$ 67,000	$ 67,000	276,850	$ 209,850
Fund Balance				
Beginning of year			492,374	
End of year			$ 769,224	

CITY OF SOLEDAD

BUDGETARY COMPARISON SCHEDULE
LOW-MODERATE HOUSING ASSET FUND
YEAR ENDED JUNE 30, 2025

	Budgeted Amounts		Actual	Variance with Final Budget Positive/
	Original	Final	Amounts	(Negative)
Revenue				
Intergovernmental	$ -	$ -	$ -	$ -
Total revenue	-	-	-	-
Expenditures				
Current				
Community development	7,500	7,500	26,441	(18,941)
Total expenditures	7,500	7,500	26,441	(18,941)
Revenue over (under)expenditures	(7,500)	(7,500)	(26,441)	(18,941)
Other Financing Sources				
Transfers in (out) - net	-	-	34,023	34,023
Net Change in Fund Balance	$ (7,500)	$ (7,500)	7,582	$ 15,082
Fund Balance				
Beginning of year			(7,582)	
End of year			$ -	

CITY OF SOLEDAD

BUDGETARY COMPARISON SCHEDULE
MEASURE X FUND
YEAR ENDED JUNE 30, 2025

	Budgeted Amounts		Actual	Variance with Final Budget
	Original	Final	Amounts	Positive/ (Negative)
Revenue				
Taxes and assessments	$ 850,000	$ 850,000	$ 981,601	$ 131,601
Interest	-	-	158,044	158,044
Intergovernmental	-	-	68,336	68,336
Total revenue	850,000	850,000	1,207,981	357,981
Expenditures				
Current				
Public works	167,456	167,456	193,114	(25,658)
Capital outlay	4,458,549	4,458,549	4,458,549	-
Total expenditures	4,626,005	4,626,005	4,651,663	(25,658)
Net Change in Fund Balance	$ (3,776,005)	$ (3,776,005)	(3,443,682)	$ 332,323
Fund Balance				
Beginning of year			4,863,340	
End of year			$ 1,419,658	

CITY OF SOLEDAD

SCHEDULE OF THE CITY'S PROPORTIONATE SHARE OF NET PENSION LIABILITY
LAST 10 YEARS*
YEAR ENDED JUNE 30, 2025

Miscellaneous Plan:	Proportion of the net pension liability	Proportionate share of the net pension liability	Covered - employee payroll	Proportionate share of the net pension liability as a percentage of covered-employee payroll	Plan's fiduciary net position	Plan's fiduciary net position as a percentage of the Total Pension Liability
2016	0.02608%	$ 706,131	$ 2,218,866	31.82%	$ 4,764,400	86.914%
2017	0.03048%	$ 1,058,944	$ 2,498,215	42.39%	$ 4,887,163	82.191%
2018	0.03308%	$ 1,303,916	$ 2,514,038	51.87%	$ 5,573,589	81.041%
2019	0.03322%	$ 1,251,774	$ 2,375,546	52.69%	$ 6,634,706	84.128%
2020	0.03643%	$ 1,459,009	$ 2,513,003	58.06%	$ 7,479,133	83.677%
2021	0.03996%	$ 1,685,422	$ 2,803,460	60.12%	$ 8,255,376	83.045%
2022	0.02276%	$ 432,090	$ 3,416,711	12.65%	$ 10,626,299	96.093%
2023	0.04746%	$ 2,220,927	$ 4,490,090	49.46%	$ 10,350,858	82.334%
2024	0.05297%	$ 2,648,553	$ 4,826,804	54.87%	$ 11,539,306	81.332%
2025	0.05484%	$ 2,652,416	$ 5,424,997	48.89%	$ 12,774,284	82.806%
Safety Plan:						
2016	0.05496%	$ 2,264,409	$ 1,243,281	182.13%	$ 7,303,514	76.338%
2017	0.05453%	$ 2,824,201	$ 1,330,635	212.24%	$ 7,469,874	72.565%
2018	0.05443%	$ 3,252,288	$ 1,446,149	224.89%	$ 8,745,272	72.892%
2019	0.05492%	$ 3,518,548	$ 1,543,148	228.01%	$ 11,383,719	77.938%
2020	0.05883%	$ 3,672,312	$ 1,648,187	222.81%	$ 12,617,720	77.457%
2021	0.05896%	$ 3,928,420	$ 1,500,361	261.83%	$ 13,292,935	77.189%
2022	0.05436%	$ 1,907,684	$ 1,636,722	116.56%	$ 16,256,088	89.497%
2023	0.06826%	$ 4,690,631	$ 1,837,972	255.21%	$ 15,167,578	76.379%
2024	0.06947%	$ 5,193,071	$ 1,616,895	321.18%	$ 16,050,456	75.555%
2025	0.06941%	$ 5,060,802	$ 1,728,591	292.77%	$ 17,406,092	77.474%

Changes of Assumptions: None.

CITY OF SOLEDAD

SCHEDULE OF CONTRIBUTIONS
LAST 10 YEARS*
YEAR ENDED JUNE 30, 2025

	Contractually required contribution (actuarially determined)	Contributions in relation to the actuarially determined contributions	Contributions deficiency (excess)	Covered-employee payroll	Contributions as a percentage of covered-employee payroll
Miscellaneous Plan:					
2016	$ 185,905	$ (185,905)	$ -	$ 2,218,866	8.38%
2017	$ 190,660	$ (190,660)	$ -	$ 2,498,215	7.63%
2018	$ 204,609	$ (204,609)	$ -	$ 2,514,038	8.14%
2019	$ 214,151	$ (214,151)	$ -	$ 2,375,546	9.01%
2020	$ 252,840	$ (252,840)	$ -	$ 2,513,003	10.06%
2021	$ 287,787	$ (287,787)	$ -	$ 2,803,460	10.27%
2022	$ 354,799	$ (354,799)	$ -	$ 3,416,711	10.38%
2023	$ 457,029	$ (457,029)	$ -	$ 4,490,090	10.18%
2024	$ 514,714	$ (514,714)	$ -	$ 4,826,804	10.66%
2025	$ 549,763	$ (549,763)	$ -	$ 5,424,997	10.13%
Safety Plan:					
2016	$ 273,761	$ (273,761)	$ -	$ 1,243,281	22.02%
2017	$ 360,960	$ (360,960)	$ -	$ 1,330,635	27.13%
2018	$ 341,676	$ (341,676)	$ -	$ 1,446,149	23.63%
2019	$ 351,948	$ (351,948)	$ -	$ 1,543,148	22.81%
2020	$ 424,542	$ (424,542)	$ -	$ 1,648,187	25.76%
2021	$ 461,523	$ (461,523)	$ -	$ 1,500,361	30.76%
2022	$ 546,871	$ (546,871)	$ -	$ 1,636,722	33.41%
2023	$ 607,731	$ (607,731)	$ -	$ 1,837,972	33.07%
2024	$ 656,788	$ (656,788)	$ -	$ 1,616,895	40.62%
2025	$ 635,594	$ (635,594)	$ -	$ 1,728,591	36.77%

SUPPLEMENTAL ONLY INFORMATION

CITY OF SOLEDAD

COMBINING BALANCE SHEET
NON-MAJOR GOVERNMENTAL FUNDS
JUNE 30, 2025

	Special Revenue Funds				
				Formerly Major	
	Maintenance Districts	Public Safety	Gas Tax	Park Grant Prop 68	REAP Grant
SSETS					
Cash and investments	$ 3,658,074	$ 760,568	$ -	$ -	$ -
Accounts receivable	-	-	391,225	-	-
Due from other governments	-	16,400	-	-	12,063
Interest receivable	2,174	464	-	-	-
Notes receivable	-	-	-	-	-
Total assets	$ 3,660,248	$ 777,432	$ 391,225	$ -	$ 12,063
ABILITIES					
Accounts payable and accrued expense	$ 61,992	$ 8,353	$ 71,360	$ -	$ 875
Due to other funds	-	-	285,276	-	11,188
Total liabilities	61,992	8,353	356,636	-	12,063
EFERRED INFLOWS OF RESOURCES					
Unavailable revenues	-	-	-	-	-
Total deferred inflows of resources	-	-	-	-	-
JND BALANCE					
Restricted					
Capital improvement projects	-	-	-	-	-
Circulation improvements	-	-	34,589	-	-
Public safety programs	-	769,079	-	-	-
Community services	-	-	-	-	-
Lighting, landscape & park maintenance	3,598,256	-	-	-	-
Total fund balance	3,598,256	769,079	34,589	-	-
Total liabilities, deferred inflows of resources and fund balance	$ 3,660,248	$ 777,432	$ 391,225	$ -	$ 12,063

See accompanying notes.

CITY OF SOLEDAD

COMBINING BALANCE SHEET
NON-MAJOR GOVERNMENTAL FUNDS
JUNE 30, 2025

	Special Revenue Funds			
	Formerly Nonmajor	Formerly Major		
	Low-Moderate Housing Asset	American Rescue Plan	Vehicle Abatement	CDBG Business Loans
ASSETS				
Cash and investments	$ -	$ 427,682	$ 65,806	$ -
Accounts receivable	-	-	-	-
Due from other governments	-	-	11,183	89,349
Interest receivable	-	-	38	43
Notes receivable	-	-	-	472,724
Total assets	$ -	$ 427,682	$ 77,027	$ 562,116
LIABILITIES				
Accounts payable and accrued expense	$ -	$ 427,682	$ -	$ 9,335
Due to other funds	-	-	-	59,057
Total liabilities	-	427,682	-	68,392
DEFERRED INFLOWS OF RESOURCES				
Unavailable revenues	-	-	-	472,724
Total deferred inflows of resources	-	-	-	472,724
FUND BALANCE				
Restricted				
Capital improvement projects	-	-	-	-
Circulation improvements	-	-	-	-
Public safety programs	-	-	77,027	-
Community services	-	-	-	21,000
Lighting, landscape & park maintenance	-	-	-	-
Total fund balance	-	-	77,027	21,000
Total liabilities, deferred inflows of resources and fund balance	$ -	$ 427,682	$ 77,027	$ 562,116

See accompanying notes.

CITY OF SOLEDAD

COMBINING BALANCE SHEET
NON-MAJOR GOVERNMENTAL FUNDS
JUNE 30, 2025

	Special Revenue Funds			Capital Projects Fund	Total Non-major Governmental Funds
	SB1	20-CDBG CV1-00058	20-CDBG 12084	Development Impact	
ASSETS					
Cash and investments	$ 2,774,781	$ -	$ 16,766	$ 2,248,056	$ 9,951,733
Accounts receivable	-	-	-	-	391,225
Due from other governments	132,485	-	-	-	261,480
Interest receivable	1,587	-	70	1,650	6,026
Notes receivable	-	56,422	310,137	53,975	893,258
Total assets	$ 2,908,853	$ 56,422	$ 326,973	$ 2,303,681	$ 11,503,722
LIABILITIES					
Accounts payable and accrued expense	$ -	$ -	$ 16,836	16,222	$ 612,655
Due to other funds	-	-	-	-	355,521
Total liabilities	-	-	16,836	16,222	968,176
DEFERRED INFLOWS OF RESOURCES					
Unavailable revenues	-	56,422	310,137	53,975	893,258
Total deferred inflows of resources	-	56,422	310,137	53,975	893,258
FUND BALANCE					
Restricted					
Capital improvement projects	-	-	-	2,233,484	2,233,484
Circulation improvements	2,908,853	-	-	-	2,943,442
Public safety programs	-	-	-	-	846,106
Community services	-	-	-	-	21,000
Lighting, landscape & park maintenance	-	-	-	-	3,598,256
Total fund balance	2,908,853	-	-	2,233,484	9,642,288
Total liabilities, deferred inflows of resources and fund balance	$ 2,908,853	$ 56,422	$ 326,973	$ 2,303,681	$ 11,503,722

See accompanying notes.

CITY OF SOLEDAD

COMBINING STATEMENT OF REVENUE, EXPENDITURES AND CHANGES IN FUND BALANCE
NON-MAJOR GOVERNMENTAL FUNDS
JUNE 30, 2025

	Special Revenue Funds				
				Formerly Major	
	Maintenance Districts	Public Safety	Gas Tax	Park Grant Prop 68	REAP Grant
Revenue					
Taxes and assessments	$ 873,005	$ 61,982	$ -	$ -	$ -
Licenses, permits and impact fees	-	-	-	-	-
Intergovernmental	-	74,325	747,100	230,243	29,051
Interest	151,771	35,836	507,804	-	-
Loan repayments	-	-	-	-	-
Other	-	-	46,223	-	-
Total revenue	1,024,776	172,143	1,301,127	230,243	29,051
Expenditures					
Public works	636,522	-	1,044,917	-	-
Community development	-	-	-	-	29,051
Public Safety	-	106,063	-	-	-
Parks and recreation	-	-	-	-	-
Capital outlay	-	91,638	253,959	-	-
Debt service					
Interest	-	-	-	-	-
Total expenditures	636,522	197,701	1,298,876	-	29,051
Revenue over (under) expenditures	388,254	(25,558)	2,251	230,243	-
Other financing sources/(uses)					
Operating transfers in/(out) - net	(141,791)	-	-	-	-
	(141,791)	-	-	-	-
Change in Fund Balance	246,463	(25,558)	2,251	230,243	-
Fund Balance					
Beginning of year, previously stated	3,351,793	794,637	32,338	-	-
Change with in financial reporting entity (nonmajor to major)	-	-	-	-	-
Change with in financial reporting entity (major to nonmajor)	-	-	-	(230,243)	-
End of year	$ 3,598,256	$ 769,079	$ 34,589	$ -	$ -

See accompanying notes.

CITY OF SOLEDAD

COMBINING STATEMENT OF REVENUE, EXPENDITURES AND CHANGES IN FUND BALANCE
NON-MAJOR GOVERNMENTAL FUNDS
JUNE 30, 2025

	Special Revenue Funds			
	Formerly Nonmajor	Formerly Major		
	Low-Moderate Housing Asset	American Rescue Plan	Vehicle Abatement	CDBG Business Loans
Revenue				
Taxes and assessments	$ -	$ -	$ -	$ -
Licenses, permits and impact fees	-	-	-	-
Intergovernmental	-	-	17,608	108,491
Interest	-	58,038	2,774	8,048
Loan repayments	-	-	-	16,943
Other	-	-	-	-
Total revenue	-	58,038	20,382	133,482
Expenditures				
Public works	-	-	-	-
Community development	-	76,534	-	170,105
Public Safety	-	-	-	-
Community services	-	-	21,924	-
Capital outlay	-	2,538,643	-	-
Debt service				
Interest	-	-	-	-
Total expenditures	-	2,615,177	21,924	170,105
Revenue over (under) expenditures	-	(2,557,139)	(1,542)	(36,623)
Other financing sources/(uses)				
Operating transfers in/(out) - net	-	-	-	-
	-	-	-	-
Change in Fund Balance	-	(2,557,139)	(1,542)	(36,623)
Fund Balance				
Beginning of year, previously stated	(7,582)	-	78,569	57,623
Change with in financial reporting entity (nonmajor to major)	7,582	-	-	-
Change with in financial reporting entity (major to nonmajor)	-	2,557,139	-	-
End of year	$ -	$ -	$ 77,027	$ 21,000

See accompanying notes.

CITY OF SOLEDAD

COMBINING STATEMENT OF REVENUE, EXPENDITURES AND CHANGES IN FUND BALANCE
NON-MAJOR GOVERNMENTAL FUNDS
JUNE 30, 2025

	Special Revenue Funds			Capital Projects Fund	Total Non-major Governmental Funds
	SB1	20-CDBG CV1-00058	20-CDBG 12084	Development Impact	
Revenue					
Taxes and assessments	$ 751,815	$ -	$ -	$ -	$ 1,686,802
Licenses, permits and impact fees	-	-	-	205,651	205,651
Intergovernmental	-	-	-	-	1,206,818
Interest	107,554	584	7,681	123,871	1,003,961
Loan repayments	-	3,812	-	-	20,755
Other	-	-	-	-	46,223
Total revenue	859,369	4,396	7,681	329,522	4,170,210
Expenditures					
Public works	313,716	-	-	-	1,995,155
Community development	-	-	109,708	96,936	482,334
Public Safety	-	-	-	231,925	337,988
Community services	-	-	-	235,910	257,834
Capital outlay	-	-	-	172,312	3,056,552
Debt service					
Interest	-	-	-	153	153
Total expenditures	313,716	-	109,708	737,236	6,130,016
Revenue over (under) expenditures	545,653	4,396	(102,027)	(407,714)	(1,959,806)
Other financing sources/(uses)					
Operating transfers in/(out) - net	-	-	-	(6,169)	(147,960)
	-	-	-	(6,169)	(147,960)
Change in Fund Balance	545,653	4,396	(102,027)	(413,883)	(2,107,766)
Fund Balance					
Beginning of year, previously stated	2,363,200	(4,396)	102,027	2,647,367	9,415,576
Change with in financial reporting entity (nonmajor to major)	-	-	-	-	7,582
Change with in financial reporting entity (major to nonmajor)	-	-	-	-	2,326,896
End of year	$ 2,908,853	$ -	$ -	$ 2,233,484	$ 9,642,288

See accompanying notes.

RYAN P. JOLLEY
A PROFESSIONAL CORPORATION
CERTIFIED PUBLIC ACCOUNTANTS

Ryan P. Jolley C.P.A.
Bryant L. Jolley C.P.A.
Darryl L. Smith C.P.A.
Luis A. Perez C.P.A.
Brandon J. Lang C.P.A.
Lan T. Kimoto
Kali A. Kaakah

INDEPENDENT AUDITOR'S REPORT ON INTERNAL CONTROL OVER FINANCIAL REPORTING AND ON COMPLIANCE AND OTHER MATTERS BASED ON AN AUDIT OF FINANCIAL STATEMENTS PERFORMED IN ACCORDANCE WITH *GOVERNMENT AUDITING STANDARDS*

To the Honorable Mayor and City Council
City of Soledad, California

We have audited, in accordance with the auditing standards generally accepted in the United States of America and the standards applicable to financial audits contained in *Government Auditing Standards* issued by the Comptroller General of the United States, the financial statements of the governmental activities, the business-type activities, each major fund, and the aggregate remaining fund information of City of Soledad (the "City"), California, as of and for the year ended June 30, 2025, and the related notes to the financial statements, which collectively comprise City's basic financial statements, and have issued our report thereon dated July 31, 2026.

Report on Internal Control over Financial Reporting

In planning and performing our audit of the financial statements, we considered the City's internal control over financial reporting (internal control) as a basis for designing audit procedures that are appropriate in the circumstances for the purpose of expressing our opinions on the financial statements, but not for the purpose of expressing an opinion on the effectiveness of the City's internal control. Accordingly, we do not express an opinion on the effectiveness of the City's internal control.

A *deficiency in internal control* exists when the design or operation of a control does not allow management or employees, in the normal course of performing their assigned functions, to prevent, or detect and correct, misstatements, on a timely basis. A *material weakness* is a deficiency, or a combination of deficiencies, in internal control, such that there is a reasonable possibility that a material misstatement of the entity's financial statements will not be prevented, or detected and corrected, on a timely basis. A *significant deficiency* is a deficiency, or a combination of deficiencies, in internal control that is less severe than a material weakness, yet important enough to merit attention by those charged with governance.

Our consideration of internal control was for the limited purpose described in the first paragraph of this section and was not designed to identify all deficiencies in internal control that might be material weaknesses or, significant deficiencies. Given these limitations, during our audit we did not identify any deficiencies in internal control that we consider to be material weaknesses. However, material weaknesses or significant deficiencies may exist that were not identified.

1753 E. FIR AVENUE FRESNO, CALIFORNIA 93720 PHONE 559.659.3045 FAX 559.659.0615

Report on Compliance and Other Matters

As part of obtaining reasonable assurance about whether the City's financial statements are free from material misstatement, we performed tests of its compliance with certain provisions of laws, regulations, contracts, and grant agreements, noncompliance with which could have a direct and material effect on the financial statements. However, providing an opinion on compliance with those provisions was not an objective of our audit, and accordingly, we do not express such an opinion. The results of our tests disclosed no instances of noncompliance or other matters that are required to be reported under *Government Auditing Standards*.

Purpose of This Report

The purpose of this report is solely to describe the scope of our testing of internal control and compliance and the results of that testing, and not to provide an opinion on the effectiveness of the entity's internal control or on compliance. This report is an integral part of an audit performed in accordance with *Government Auditing Standards* in considering the entity's internal control and compliance. Accordingly, this communication is not suitable for any other purpose.

July 31, 2026

RYAN P. JOLLEY
A PROFESSIONAL CORPORATION
CERTIFIED PUBLIC ACCOUNTANTS

Ryan P. Jolley C.P.A.
Bryant L. Jolley C.P.A.
Darryl L. Smith C.P.A.
Luis A. Perez C.P.A.
Brandon J. Lang C.P.A.
Lan T. Kimoto
Kali A. Kaakah

INDEPENDENT AUDITOR'S REPORT ON COMPLIANCE FOR EACH MAJOR PROGRAM AND ON INTERNAL CONTROL OVER COMPLIANCE REQUIRED BY THE UNIFORM GUIDANCE

To the Honorable Mayor and City Council
City of Soledad, California

Report on Compliance for Each Major Federal Program

Opinion on Each Major Federal Program

We have audited City of Soledad (the "City"), California's compliance with the types of compliance requirements identified as subject to audit in the OMB *Compliance Supplement* that could have a direct and material effect on each of the City's major federal programs for the year ended June 30, 2025. The City's major federal programs are identified in the summary of auditor's results section of the accompanying schedule of findings and questioned costs.

In our opinion, the City complied, in all material respects, with the types of compliance requirements referred to above that could have a direct and material effect on each of its major federal programs for the year ended June 30, 2025.

Basis for Opinion on Each Major Federal Program

We conducted our audit of compliance in accordance with auditing standards generally accepted in the United States of America; the standards applicable to financial audits contained in *Government Auditing Standards*, issued by the Comptroller General of the United States; and the audit requirements of Title 2 U.S. *Code of Federal Regulations* Part 200, *Uniform Administrative Requirements, Cost Principles, and Audit Requirements for Federal Awards* (Uniform Guidance). Our responsibilities under those standards and the Uniform Guidance are further described in the Auditor's Responsibilities for the Audit of Compliance section of our report.

We are required to be independent of the City and to meet our other ethical responsibilities, in accordance with relevant ethical requirements relating to our audit. We believe that the audit evidence we have obtained is sufficient and appropriate to provide a basis for our opinion on compliance for each major federal program. Our audit does not provide a legal determination of the City's compliance with the compliance requirements referred to above.

Responsibilities of Management for Compliance

Management is responsible for compliance with the requirements referred to above and for the design, implementation, and maintenance of effective internal control over compliance with the requirements of laws, statutes, regulations, rules, and provisions of contracts or grant agreements applicable to the City's federal programs.

1753 E. FIR AVENUE FRESNO, CALIFORNIA 93720 PHONE 559.659.3045 FAX 559.659.0615

Auditor's Responsibilities for the Audit of Compliance

Our objectives are to obtain reasonable assurance about whether material noncompliance with the compliance requirements referred to above occurred, whether due to fraud or error, and express an opinion on the City's compliance based on our audit. Reasonable assurance is a high level of assurance but is not absolute assurance and therefore is not a guarantee that an audit conducted in accordance with generally accepted auditing standards, *Government Auditing Standards*, and the Uniform Guidance will always detect material noncompliance when it exists. The risk of not detecting material noncompliance resulting from fraud is higher than for that resulting from error, as fraud may involve collusion, forgery, intentional omissions, misrepresentations, or the override of internal control. Noncompliance with the compliance requirements referred to above is considered material if there is a substantial likelihood that, individually or in the aggregate, it would influence the judgment made by a reasonable user of the report on compliance about City's compliance with the requirements of each major federal program as a whole.

In performing an audit in accordance with generally accepted auditing standards, *Government Auditing Standards*, and the Uniform Guidance, we:

- Exercise professional judgment and maintain professional skepticism throughout the audit.

- Identify and assess the risks of material noncompliance, whether due to fraud or error, and design and perform audit procedures responsive to those risks. Such procedures include examining, on a test basis, evidence regarding the City's compliance with the compliance requirements referred to above and performing such other procedures as we considered necessary in the circumstances.

- Obtain an understanding of the City's internal control over compliance relevant to the audit in order to design audit procedures that are appropriate in the circumstances and to test and report on internal control over compliance in accordance with the Uniform Guidance, but not for the purpose of expressing an opinion on the effectiveness of the City's internal control over compliance. Accordingly, no such opinion is expressed.

We are required to communicate with those charged with governance regarding, among other matters, the planned scope and timing of the audit and any significant deficiencies and material weaknesses in internal control over compliance that we identified during the audit.

Report on Internal Control over Compliance

A *deficiency in internal control over compliance* exists when the design or operation of a control over compliance does not allow management or employees, in the normal course of performing their assigned functions, to prevent, or detect and correct, noncompliance with a type of compliance requirement of a federal program on a timely basis. A *material weakness in internal control over compliance* is a deficiency, or a combination of deficiencies, in internal control over compliance, such that there is a reasonable possibility that material noncompliance with a type of compliance requirement of a federal program will not be prevented, or detected and corrected, on a timely basis. A *significant deficiency in internal control over compliance* is a deficiency, or a combination of deficiencies, in internal control over compliance with a type of compliance requirement of a federal program that is less severe than a material weakness in internal control over compliance, yet important enough to merit attention by those charged with governance.

Our consideration of internal control over compliance was for the limited purpose described in the Auditor's Responsibilities for the Audit of Compliance section above and was not designed to identify all deficiencies in internal control over compliance that might be material weaknesses or significant deficiencies in internal control over compliance. Given these limitations, during our audit we did not identify any deficiencies in internal control over compliance that we consider to be material weaknesses, as defined above. However, material weaknesses or significant deficiencies in internal control over compliance may exist that were not identified.

Our audit was not designed for the purpose of expressing an opinion on the effectiveness of internal control over compliance. Accordingly, no such opinion is expressed.

The purpose of this report on internal control over compliance is solely to describe the scope of our testing of internal control over compliance and the results of that testing based on the requirements of the Uniform Guidance. Accordingly, this report is not suitable for any other purpose.

July 31, 2026

CITY OF SOLEDAD

SCHEDULE OF EXPENDITURES OF FEDERAL AWARDS
YEAR ENDED JUNE 30, 2025

Federal Grantor/Pass-through Grantor/Program Title	Assistance Listing Number	Agency or Pass-through Number	Federal Expenditures
U.S. Department of Housing and Urban Development			
Passed through from the California Department of Housing and Community Development			
Community Development Block Grant	14.228	20-CDBG-12084	$ 109,707
Community Development Block Grant	14.228	CDBG-CV2/CV3	61,613
Community Development Block Grant	14.228	22-CDBG-ED-30043	108,491
HOME Investment Partnerships Program	14.239	N/A	8,225
U.S. Department of the Treasury			
Coronavirus State and Local Fiscal Recovery	21.027	N/A	2,615,177
Total Federal Expenditures			$ 2,903,213

Note 1 – Significant Accounting Policies

The accompanying Schedule of Expenditures of Federal Awards (SEFA) presents the activity of all federal award programs of the City of Soledad, California (the City). Federal awards received directly from federal agencies as well as federal awards passed through other nonfederal agencies, primarily the State of California, are included in the SEFA. The City's reporting entity is defined in Note 1 to the City's basic financial statements.

Note 2 – Basis of Accounting

The accompanying SEFA is presented using the modified accrual basis of accounting for grants accounted for in the governmental fund types and the accrual basis of accounting for grants accounted for in the proprietary fund types, as described in Note 1 to the City's basic financial statements. The information in the SEFA is presented in accordance with the requirements of Title 2 U.S. Code of Federal Regulations (CFR) part 200 *Uniform Administrative Requirements, Cost Principles, and Audit Requirements for Federal Awards* (Uniform Guidance). Therefore, some amounts presented in, or used in the preparation of, the SEFA may differ from amounts presented in the basic financial statements

Note 3 – Relationship to the Financial Statements

Expenditures of federal awards are reported in the City's basic financial statements as expenditures/expenses in the General Fund, nonmajor special revenue funds, nonmajor capital project funds, and the enterprise funds.

Note 4 – Indirect Cost Rate

The City did not elect to use the 10% de minimus cost rate as covered in 2 CFR §200.414.

A. Summary of Auditor's Results

Financial Statements

Type of auditor's report issued: Unmodified

Internal control over financial reporting:

- Material weaknesses identified? ☐ Yes ☒ No
- Significant deficiencies identified that are not considered to be material weaknesses? ☐ Yes ☒ None reported
- Non-compliance material to financial statements noted? ☐ Yes ☒ No

Federal Awards

Internal control over major programs:

- Material weaknesses identified? ☐ Yes ☒ No
- Significant deficiencies identified that are not considered to be material weaknesses? ☐ Yes ☒ None reported

Type of auditor's report issued on compliance for major programs: Unmodified

Any audit findings disclosed that are required to be reported in accordance with 2 CFR 200.516(a)? ☐ Yes ☒ No

Identification of Major Programs

Assistance Listing Number	Name of Federal Program or Cluster
21.027	Coronavirus State and Local Fiscal Recovery Funds

Dollar threshold used to distinguish between Type A and Type B programs: $750,000

Auditee qualified as low-risk auditee? ☒ Yes ☐ No

B. Findings – Financial Statements Audit

None noted.

C. Findings and Questioned Costs – Major Federal Award Programs Audit

None noted.

Summary Schedule of Prior Audit Findings

There were no prior year audit findings.

CITY OF SOLEDAD

MANAGEMENT REPORT

FOR THE YEAR ENDED JUNE 30, 2025

TABLE OF CONTENTS

	Page
Required Communications	1 – 3

RYAN P. JOLLEY
A PROFESSIONAL CORPORATION
CERTIFIED PUBLIC ACCOUNTANTS

Ryan P. Jolley C.P.A.
Bryant L. Jolley C.P.A.
Darryl L. Smith C.P.A.
Luis A. Perez C.P.A.
Brandon J. Lang C.P.A.
Lan T. Kimoto
Kali A. Kaakah

To the Honorable Mayor and City Council
City of Soledad, California

We have audited the financial statements of the governmental activities, the business-type activities, each major fund, and the aggregate remaining fund information of the City of Soledad for the year ended June 30, 2025. Professional standards require that we provide you with information about our responsibilities under generally accepted auditing standards and, if applicable, *Government Auditing Standards*, as well as certain information related to the planned scope and timing of our audit. We have communicated such information in our letter to you dated February 28, 2026. Professional standards also require that we communicate to you the following information related to our audit.

Significant Audit Matters

Qualitative Aspects of Accounting Practices

Management is responsible for the selection and use of appropriate accounting policies. The significant accounting policies used by City of Soledad are described in Note 1 to the financial statements. No new accounting policies were adopted and the application of existing policies was not changed during 2025. We noted no transactions entered into by the City during the year for which there is a lack of authoritative guidance or consensus. All significant transactions have been recognized in the financial statements in the proper period.

We noted no transactions entered into by City of Soledad during the year for which there is a lack of authoritative guidance or consensus. All significant transactions have been recognized in the financial statements in the proper period.

Accounting estimates are an integral part of the financial statements prepared by management and are based on management's knowledge and experience about past and current events and assumptions about future events. Certain accounting estimates are particularly sensitive because of their significance to the financial statements and because of the possibility that future events affecting them may differ significantly from those expected. The most sensitive estimates affecting the City's financial statements were:

> Management has determined the economic useful lives of fixed assets based on past history of similar types of assets, future plans as to their use, and other factors that impact their economic value to the City. We evaluated the key factors and assumptions used by management in computing depreciation expense and believe that it is reasonable in relation to the financial statements taken as a whole.

1753 E. FIR AVENUE FRESNO, CALIFORNIA 93720 PHONE 559.659.3015 FAX 559.659.0675

Management's estimate of the net pension liability and related deferrals is based on actuarial valuations which include significant assumptions regarding discount rate, inflation, payroll growth, projected salary increases and investment rate of return. We evaluated the key factors and assumptions used to develop the liability and related deferrals in determining that it is reasonable in relation to the financial statements taken as a whole.

The financial statement disclosures are neutral, consistent, and clear.

Difficulties Encountered in Performing the Audit

We encountered no significant difficulties in dealing with management in performing and completing our audit.

Corrected and Uncorrected Misstatements

Professional standards require us to accumulate all known and likely misstatements identified during the audit, other than those that are clearly trivial, and communicate them to the appropriate level of management. Management has corrected all such misstatements. In addition, none of the misstatements detected as a result of audit procedures and corrected by management were material, either individually or in the aggregate, to each opinion unit's financial statements taken as a whole.

Disagreements with Management

For purposes of this letter, a disagreement with management is a financial accounting, reporting, or auditing matter, whether or not resolved to our satisfaction, that could be significant to the financial statements or the auditor's report. We are pleased to report that no such disagreements arose during the course of our audit.

Management Representations

We have requested certain representations from management that are included in the management representation letter dated July 31, 2026.

Management Consultations with Other Independent Accountants

In some cases, management may decide to consult with other accountants about auditing and accounting matters, similar to obtaining a "second opinion" on certain situations. If a consultation involves application of an accounting principle to City of Soledad's financial statements or a determination of the type of auditor's opinion that may be expressed on those statements, our professional standards require the consulting accountant to check with us to determine that the consultant has all the relevant facts. To our knowledge, there were no such consultations with other accountants.

Other Audit Findings or Issues

We generally discuss a variety of matters, including the application of accounting principles and auditing standards, with management each year prior to retention as City of Soledad's auditors. However, these discussions occurred in the normal course of our professional relationship and our responses were not a condition to our retention.

Other Matters

We applied certain limited procedures to the Budgetary Comparison Schedules, Proportionate Share of Net Pension Liability, and Schedule of Contributions which are required supplementary information (RSI) that supplements the basic financial statements. Our procedures consisted of inquiries of management regarding the methods of preparing the information and comparing the information for consistency with management's responses to our inquiries, the basic financial statements, and other knowledge we obtained during our audit of the basic financial statements. We did not audit the RSI and do not express an opinion or provide any assurance on the RSI.

We were engaged to report on supplementary information, as listed in the table of contents, which accompany the financial statements but are not RSI. With respect to this supplementary information, we made certain inquiries of management and evaluated the form, content, and methods of preparing the information to determine that the information complies with accounting principles generally accepted in the United States of America, the method of preparing it has not changed from the prior period, and the information is appropriate and complete in relation to our audit of the financial statements. We compared and reconciled the supplementary information to the underlying accounting records used to prepare the financial statements or to the financial statements themselves.

Restriction on Use

This information is intended solely for the information and use of the City Council and management of City of Soledad and is not intended to be, and should not be, used by anyone other than these specified parties.

Very truly yours,

July 31, 2026

RYAN P. JOLLEY
A PROFESSIONAL CORPORATION
CERTIFIED PUBLIC ACCOUNTANTS

Ryan P. Jolley C.P.A.
Bryant L. Jolley C.P.A.
Darryl L. Smith C.P.A.
Luis A. Perez C.P.A.
Brandon J. Lang C.P.A.
Lan T. Kimoto
Kali A. Kaakah

July 31, 2026

City of Soledad/Measure S and Measure Y Committee

248 Main Street

Soledad, CA 93960

Ladies and Gentlemen:

As part of our audit is the review of cash receipts and disbursements related to Measure S and Measure Y sales tax. In connection with the audit, we examined the Measure S and Measure Y remittances and expenditures noting that the activity had been accounted for in a separate Measure S and Measure Y department.

During our audit, we familiarized ourselves with the expenditure and budget guidelines set by the City Council and noted that current year expenditures were within these guidelines. Measure S and Measure Y revenues were $1,139,710 and $2,347,251, respectively.

Our initial conclusion is that Measure S and Measure Y cash receipts and disbursements have been accounted for in a proper manner which is consistent with the ordinance that authorized the Measure S and Measure Y general use tax.

Should you have any further questions relating to this or any other audit issue, please feel free to contact me at any time.

Sincerely,

Ryan P. Jolley, CPA

1753 E. FIR AVENUE FRESNO, CALIFORNIA 93720 PHONE 559.659.3045 FAX 559.659.0615