CITY OF SOLEDAD
JOINT CITY COUNCIL/SUCCESSOR AGENCY/HOUSING AUTHORITY AND SUCCESSOR HOUSING AGENCY SPECIAL MEETING AGENDA BUDGET WORKSHOP

WEDNESDAY, AUGUST 12, 2026

CITY HALL, COUNCIL CHAMBERS

6:00 PM

The public meeting will open at 6:00 p.m.

https://cityofsoledad.zoom.us/j/82488577940
Or Call:
1-669-900-6833 and use Meeting ID: 824 8857 7940

Welcome to your City of Soledad City Council/Successor Agency Meeting. Your City Councilmembers/Agencymembers are:

Mayor Anna Velazquez
Mayor Pro Tem Fernando Ansaldo-Sánchez
Councilmember Fernando Cabrera
Councilmember Evarista Bañuelos
Councilmember Ben Caldera

I. CALL TO ORDER

II. ROLL CALL

III. PLEDGE OF ALLEGIANCE

IV. ADDITIONS/MODIFICATIONS TO THE AGENDA

Items of business may be added to the agenda upon a motion adopted by a minimum 2/3 vote finding that there is a need to take immediate action and that the need for action came to the attention of the City subsequent to the agenda being posted. Items may be deleted from the agenda upon request of staff or upon action of the Council.

V. PUBLC COMMENT

At this time any member of the public may address the City Council on items not appearing on the agenda and items of interest to the public that are within the jurisdiction of the Council. A public comment card should be filled out completely to ensure the speaker is called upon to give comment. Public comments are generally limited to three (3) minutes; the mayor may further limit the time for public comments depending on the agenda schedule. Please be brief and to the point. No action or discussion shall be taken on an item not appearing on the agenda.

VI. PRESENTATION

1. Budget Workshop Presentation FY 2026-2027

Attachments:
Staff Report
Proposed Budget and Capital Improvement Program - Fiscal Year 2026-27

VII. ADJOURNMENT

In compliance with the American with Disabilities Act, if you need special assistance to participate in this meeting, please contact Deputy City Clerk Darlene Noriega at (831 223-5014. Notification of at least 48hours prior to the meeting will enable the City to make reasonable arrangements to ensure accessibility to this meeting. (RCRF 35.102-35.104.

Any writing or documents provided to a majority of the City Council regarding any item on this agenda will be made available for public inspection at City Hall located at 248 Main Street, Soledad, California during normal business hours.

En caso que usted necesite ayuda en leer o en entender este aviso de Junta Publica, usted puede ponerse en contacto con la oficina del Edificio Municipal en 248 Calle Main o llamar al nmero (831 223-5014, y el aviso ser traducido para usted.

Cualquier escrito o documento proporcionado a la mayora del Concejo Municipal con respecto a cualquier asunto en esta agenda se pondr a disposicin para inspeccin pblica en el Ayuntamiento ubicado en 248 Main Street, Soledad, California durante el horario laboral.

Advanced submittal of public comments via email are due by 2:00 P.M. on the day of the scheduled meeting to the Deputy City Clerk at darlene.noriega@cityofsoledad.com Comments are limited to 250 words or less and effort will be made to read your comment into the record, but some comments may not be read due to time limitations. The City Clerk will read email comments, provided that the reading shall not exceed three (3 minutes. The email comments submitted shall become part of the record.

La entrega anticipada de comentarios pblicos por correo electrnico debe presentarse antes de las 2:00 p.m. del da de la reunin programada a la Secretaria Municipal al email darlene.noriega@cityofsoledad.com. Los comentarios estn limitados a 250 palabras o menos y se har un esfuerzo para leer su comentario en el registro, pero es posible que algunos comentarios no se lean debido a limitaciones de tiempo. La Secretaria Municipal leer los comentarios del correo electrnico, siempre que la lectura no exceda los tres (3) minutos. Los comentarios enviados por correo electrónico pasarán a formar parte del registro.

CERTIFICATION

I, Megan Hunter, City Clerk of the City of Soledad, do hereby certify that a copy of the foregoing Joint City Council/Successor Agency Regular Meeting Agenda was posted at City Hall by Tuesday, August 11, 2026, 2026, at 5:00 p.m.

Megan Hunter, City Clerk/Manager 08/11/2026

COUNCIL COMMUNICATION

SUBJECT: **Budget Workshop Presentation FY 2026-2027**

TO: **Honorable Mayor Velazquez and City Council**

FROM: **Mike Howard, Assistant City Manager**

THROUGH: **Megan Hunter, City Manager**

MEETING DATE: **August 12, 2026**

City of Soledad
Fiscal Year 2026-2027
Budget and Capital Improvement Program

City Manager's Budget Message
Fiscal Year 2026-2027

Honorable Mayor and City Councilmembers,

On behalf of the Soledad Team, I am privileged to present to you and the community our Recommended Operating and Capital Improvement Program Budget for Fiscal Year 26-27.

Budget Summary

The FY 2026–27 Recommended Operating and Capital Improvement Program Budget reflects the City of Soledad's commitment to maintaining essential services while addressing a significant structural budget deficit. For the first time, the budget is directly aligned with the City's 2025–2030 Strategic Plan, connecting resources and departmental work programs to the City Council's adopted priorities. While the City is experiencing modest growth in property and sales tax revenues, expenditures continue to rise at a faster rate, driven primarily by increasing costs for the CAL FIRE contract, insurance, 911 dispatch services, and other inflationary pressures. The most significant challenge is the required increase in CAL FIRE staffing from two to three firefighters per shift. Measure A was placed on the June 2, 2026 ballot to provide additional funding for fire and emergency services but did not pass, requiring the City to absorb these increased costs within existing General Fund resources.

In response, all City departments worked collaboratively to reduce expenditures by approximately 10%, including freezing vacant positions in public safety, recreation, parks maintenance, and community engagement and reducing training and professional services. These decisions were informed by the Strategic Plan and community input gathered through the Budget Workshop, a citywide survey, and three community pop-up events. Because this deficit is structural and the continued use of reserves is not sustainable, the City must identify additional ongoing revenue, make further service reductions, or pursue a combination of both. To assist with the shortfall, the City will continue to prioritize economic development to expand the tax base, aggressively pursue grants, and carefully manage expenditures.

Budget Overview

Fiscal Year 2026–27 marks the first year the City's budget is built around the Strategic Plan adopted by the City Council on November 5, 2025. Developed collaboratively by the City Council and staff with input from residents and community stakeholders, the Strategic Plan establishes the City's vision, mission, and priorities for the next five years. Its goals, measurable objectives, and key initiatives are now integrated into the City's budget, Capital Improvement

Program, and departmental work plans, creating a stronger connection between community priorities and how City resources are allocated.

Guiding this work is the City's vision: *Serving as the gateway to Pinnacles National Park, Soledad is a small town with big ideas that celebrates our rich cultural heritage and diversity. We are a welcoming and inclusive community, committed to advancing equity, sustainable growth, and environmental stewardship—improving quality of life, supporting businesses, and being a safe and healthy city where everyone thrives.*

The FY 2026–27 Budget was developed during a particularly challenging fiscal period. Measure A was placed on the June 2, 2026 ballot to provide additional funding for fire and emergency services but did not pass. At the same time, under the City's agreement with CAL FIRE, fire department staffing must increase from two to three firefighters per shift. This phased increase is intended to meet nationally recognized safety standards and provide greater protection for both firefighters and the community. The City is fully responsible for the cost of its CAL FIRE contract, as these personnel costs are not subsidized by the State.

The cost of the CAL FIRE contract, combined with rising insurance, 911 dispatch, personnel, and other inflationary costs, has contributed to a structural General Fund deficit. While the City continues to experience modest growth in property and sales tax revenues, that growth is not sufficient to keep pace with increasing expenditures. Without the additional revenue anticipated from Measure A, the City must reduce expenditures and services to address the gap.

To help guide these difficult decisions, the City sought community input through the July 29 Budget Workshop, a citywide survey, and three community pop-up events. This feedback, together with the Strategic Plan, helped identify the services most important to residents and informed proposed reductions. The FY 2026–27 Budget leaves vacant positions unfilled in areas including public safety, recreation, parks maintenance, and community engagement and reduces non-essential training, professional services, and other program expenditures. Collectively, City departments worked to reduce controllable expenditures by approximately 10% while minimizing impacts to essential services.

General Fund revenues for FY 2026–27 are projected at **$15,942,457**, compared with expenditures of **$16,386,661**, resulting in a projected deficit of **$444,204**. The deficit will be funded through General Fund operating reserves. While the City has sufficient reserves to address the immediate shortfall, using reserves to fund ongoing operations is not a sustainable long-term strategy.

Looking ahead, economic development will remain a critical component of the City's fiscal strategy. New businesses and investment expand the local economy and generate additional General Fund revenue, including revenues associated with Measures Y and S. The City will also continue to aggressively pursue state, federal, and regional grants and other outside funding to advance community priorities while reducing pressure on the General Fund. If additional ongoing revenue becomes available, the Strategic Plan and community input gathered through the budget process will help guide decisions about restoring services and positions.

This budget represents a collaborative effort across the entire organization. Under the leadership of the Assistant City Manager and Finance Department, every department participated in identifying savings and developing a transparent and accountable spending plan that recognizes the City's fiscal constraints while continuing to advance Council and community priorities. Despite these challenges, Soledad is fortunate to have dedicated employees who continue to provide essential services with professionalism, teamwork, customer service, and innovation. I am proud of their commitment to our community and their continued efforts to ensure that *"It's happening in Soledad!"*

Fiscal Year 2025-2026 in Review

Guided by the City's Strategic Plan, staff made significant progress on community priorities and completed a number of important projects and initiatives during FY 2025–26. The accomplishments highlighted below represent only a portion of the work undertaken by City staff throughout the year. Many reflect several years of planning, coordination, community engagement, and funding efforts that culminated in successful implementation or completion during FY 2025–26.

- **Advanced major economic development at Soledad Marketplace**, including completion of Tractor Supply, permitting of Wingstop, and permit approval for Quick Quack Car Wash to begin construction in late 2026.
- **Expanded support for local businesses and entrepreneurs**, providing $340,000 in CDBG loans to four businesses, training 25 local vendors, and launching the recurring El Mercadito marketplace.
- **Secured a $300,000 CDBG Planning Grant for the Container Village Project**, advancing design and implementation of a new space for local entrepreneurs and small businesses.
- **Established Sendero, a 16-bed interim housing facility**, in partnership with Monterey County, and helped permanently house 14 former Salinas Riverbed residents while supporting removal of approximately 380 tons of debris.
- **Advanced more than 250 new housing units**, including 61 units at Parcel B, 67 units at Almond Acres, and 143 affordable units proposed in partnership with Eden Housing at 540 Gabilan.
- **Developed the City's First-Time Homebuyer Program**, securing tentative HOME and CDBG funding commitments totaling $800,000 to expand homeownership opportunities.
- **Began construction of the City's Recycled Water Project**, including approximately 4.7 miles of recycled water pipeline and irrigation improvements serving local schools and parks.
- **Completed construction of the $4.5 million Front Street Maintenance Project**, improving roadway conditions, repairing damaged sidewalks, and installing decorative crosswalk improvements.
- **Secured funding for major sustainability and infrastructure initiatives**, including federal funding for citywide smart water meters and a $310,000 Sustainable Transportation Planning Grant to reduce vehicle miles traveled and greenhouse gas emissions.

- **Completed Phase I of the Community Center renovation**, including major improvements to the gymnasium, stage, HVAC system, and kitchen, and secured an additional $167,000 for electric vehicle charging stations.
- **Adopted the City's Parks and Recreation Master Plan**, establishing a long-term framework and development standards for investment in parks, recreation facilities, and open space.
- **Improved pedestrian and roadway safety**, adopting the Vision Zero Safety Action Plan, completing safety improvements near Soledad High School, and completing the Front Street Maintenance Project.
- **Strengthened fire protection and community resilience** by completing citywide fire hydrant rehabilitation, installing the City's first Narcan kiosk, and establishing the Community Center as a Clean Air Resiliency Center.
- **Secured a $300,000 Clean California grant**—the only award in Monterey County—to address illegal dumping, graffiti, and neighborhood blight while creating employment opportunities for local young adults.
- **Strengthened City operations and public safety capacity** by hiring two lateral police officers, upgrading City Hall and Police Department server infrastructure, and modernizing the City's Personnel Rules and Regulations.
- **Improved long-term planning, transparency, and civic engagement** through adoption of the City's Strategic Plan, relaunch of the Civics Academy, Youth Council participation in key traffic safety initiatives, and development of a redesigned City website.
- **Secured nearly $5 million in grants.**

Goals FY 2026-2027

As economic uncertainty continues, the FY 2026–27 Budget prioritizes fiscal stability, essential services, and continued progress on the City's Strategic Plan. The budget provides a responsible framework for monitoring financial conditions throughout the year and making adjustments as revenues and the broader economic outlook evolve. Despite current fiscal constraints, the City remains committed to advancing key community priorities.

Goals FY 2026 - 2027	
Economic Development	Facilitate the complete build out of the Soledad Marketplace.
	Advance redevelopment opportunities at Highway 146 and Nestles Road including the potential development of a hotel.
	Launch a temporary food truck pod at the Container Village site to support local entrepreneurs.
Housing	Complete final maps for Almond Acres to facilitate the construction of 55 single-family homes and a 12-unit apartment complex.
	Launch the City's First-Time Homebuyer Program to expand homeownership opportunities for moderate-income households.

	Partner with Eden Housing to finalize the design and secure funding for 143 affordable housing units at 540 Gabilan.
	Complete Development Agreement for Miramonte, a 30-year phased development with 2,400 units, retail, parks, schools, and public facilities.
Mobility & Infrastructure	Begin construction for the West Street Complete Street Project, including a bike path.
	Update the water and sewer rate study to establish sustainable funding for utility operations, maintenance, and long-term capital needs.
	Complete construction of the Recycled Water Conveyance Project to provide recycled water to parks and schools while conserving water.
Safety & Emergency Preparedness	Collaborate with the School District to implement priority pedestrian safety improvements around local schools.
	Expand community emergency preparedness education and training to strengthen community resilience.
	Pursue grant funding to modernize public safety technology, including camera and related technology systems.
Youth & Education	Expand Youth Council participation in civic engagement and City and School District planning and decision-making.
	Support the expansion of Hartnell College and development of additional vocational education and workforce training opportunities in Soledad.
	Develop a plan and pursue funding to repurpose the former skate park at Chester Aaroe Park for expanded recreational use.
Health	Expand healthy eating, fitness, and active-living programs for residents of all ages.
	Incorporate community health policies into the General Plan Update.
Governance	Implement a citywide leadership development program for staff at all levels including emerging leaders.
	Complete a citywide facility assessment to identify and prioritize maintenance, rehabilitation, and capital improvement needs.
	Increase grant applications by 20%, expand efforts to secure public safety funding, and establish a nonprofit organization to support Parks and Recreation programs and facilities.

Future Challenges

The City of Soledad faces significant fiscal challenges that required service and expenditure reductions in FY 2026–27 and will require continued difficult decisions in the years ahead. The cost of providing essential services is growing faster than City revenues, creating a structural

General Fund deficit. Rising costs for CAL FIRE staffing, employee compensation, workers' compensation and liability insurance, 911 dispatch services, and CalPERS obligations are placing increasing pressure on limited General Fund resources. Without sufficient new ongoing revenue, the City will need to continue carefully managing expenditures and may face additional service reductions in future years.

Following the failure of Measure A, securing sustainable funding for fire and emergency services remains one of the City's most significant financial challenges. Through the phased implementation of required CAL FIRE staffing increases, the City was able to limit the additional impact in FY 2026–27 to approximately $500,000. Beginning in FY 2027–28, however, the City is projected to need at least **$1 million in additional ongoing revenue** to maintain required fire staffing and other essential services. The City will need to evaluate a range of long-term revenue strategies, potentially including future tax measures, while continuing to identify efficiencies and control expenditures.

Aging infrastructure and public facilities also present growing financial challenges. The City will complete a comprehensive facilities assessment during FY 2026–27 to better understand and prioritize long-term maintenance and capital needs. Some significant needs are already known, including replacement of the City Hall roof, currently estimated at approximately **$500,000**. As facilities and infrastructure age, the City will need to balance these investments against competing demands for essential services.

Longer term, the City must prepare for the expiration of **Measure Y**, the one-cent local sales tax that currently generates approximately 16% of General Fund revenues and provides critical support for public safety and other essential services. Measure Y is scheduled to sunset in 2032, and the loss of this revenue without a replacement would have a significant impact on the City's ability to maintain existing service levels.

The City must also ensure that growth and utility services are adequately funded. Updating Development Impact Fees and completing an updated Water and Sewer Rate Study will be important to ensure that new development pays its appropriate share of infrastructure costs and that utility revenues are sufficient to support operations, maintenance, regulatory requirements, and long-term capital investment.

Addressing these challenges will require continued fiscal discipline, strategic planning, and collaboration among the City Council, staff, and community. Decisions made over the next several years will be critical to maintaining the City's financial health and protecting the services residents rely upon.

Opportunities for the Future

While Soledad faces significant fiscal and operational challenges, the City also has substantial opportunities for economic growth, housing development, and private investment that can strengthen the local economy and expand the City's revenue base.

Private investment continues to grow, particularly in projects that generate sales and property tax revenue. Soledad Marketplace continues to expand with the completion of Tractor Supply and the anticipated construction of Quick Quack Car Wash in late 2026. The City is also working to attract additional retailers and exploring redevelopment opportunities at Highway 146 and Nestles Road, including potential hotel and commercial development.

The City is also advancing the revitalization of Front Street and Downtown Soledad. A centerpiece of this effort is the proposed Shipping Container Village, envisioned as a destination for local businesses, food vendors, and entrepreneurs that will diversify downtown offerings and create a more active pedestrian environment. The successful launch of El Mercadito has helped demonstrate demand for this concept. The City recently secured $300,000 in CDBG funding to advance planning and design for the Container Village.

Housing development continues despite higher interest rates and construction costs. The City completed entitlements for Almond Acres, providing 55 single-family homes and 12 apartments, and is partnering with Eden Housing to advance approximately 183 affordable housing units over the next two to five years. The Soledad Unified School District is also preparing to open its new employee housing development near downtown.

Miramonte represents one of Soledad's most significant growth opportunities. The City is working toward a Development Agreement for this approximately 30-year phased community, which could ultimately provide up to 2,392 homes, along with parks, schools, open space, public facilities, and neighborhood-serving commercial development. The City is working to ensure that the project provides a long-term fiscal benefit, with new development funding necessary infrastructure and contributing toward the ongoing cost of municipal services.

Together, these efforts demonstrate the City's commitment to responsible growth and long-term financial sustainability. By combining fiscal discipline with economic development, strategic investment, and strong public and private partnerships, Soledad can navigate its current challenges while continuing to build a more vibrant, resilient, and prosperous community.

I extend my sincere appreciation to the City Council for its leadership and to employees throughout the organization for their diligence, creativity, and commitment during a challenging budget process. We look forward to continuing this work together to support a safe, sustainable, financially resilient, and thriving Soledad.

Respectfully Submitted,

Megan Hunter

Megan Hunter, City Manager

BUDGET SUMMARY

Item No. B

COUNCIL/SUCCESSORY AGENCY COMMUNICATION

SUBJECT: **RESOLUTION NO. 6404 /SA-2026-02 A JOINT RESOLUTION OF THE CITY COUNCIL OF THE CITY OF SOLEDAD AND THE SUCCESSOR AGENCY OF THE SOLEDAD REDEVELOPMENT AGENCY ACCEPTING AND APPROVING THE 2026-2027 FISCAL YEAR PROPOSED BUDGET AND APPROVING AND/OR DIRECTING IMPLEMENTATION OF OTHER BUDGET RELATED ACTIONS**

MEETING DATE: **August 19, 2026**

Recommendation

- Council/Agency action: It is recommended as follows:
    - Consideration and Adoption of Joint Resolution No. 6403/SA-2026-02, Accepting and Approving the 2026-2027 Fiscal Year Proposed Budget;
    - Authorizing the City Manager and Finance Director to Realign the Budget for Fiscal Year 2025-2026 to Reflect the Estimated Actual Revenues and Expenditures for the 2025-2026 Fiscal Year;
    - Approving the Position Allocation for FY 2026-2027;
    - Approving the Salary Schedule of the City's Classification & Compensation Plan for FY 2026-2027, including the compensation for City Council, Planning Commissioners, and City of Soledad Transactions and Use Oversight Committee Members; and
    - Affirming the City of Soledad's Emergency Contingency Reserve Policy (Fund Balances)
    - Establishing the Proposition 4 General Fund Appropriations Limitation for Fiscal Year 2026-2027;

Executive Summary

On an annual basis, Staff prepares a City-wide operating budget for adoption by the City Council. For fiscal year 2026-2027, Staff is presenting a budget with several reductions due to Measure A not passing and the increased cost of the CAL FIRE contract, insurance, 911 and employee benefits. Despite the budget reductions, anticipated expenditures exceed anticipated revenues by $444,204. Included in the budget are several positions that will not be funded in FY 2026-2027. All associated costs related to these changed are built into the budget. Enterprise Funds are budgeted according to the 2021 Water and Sewer Rate Study Plan and operating as intended. Likewise, all Special Revenue Funds are budgeted according to the intended use of these funds. The City is fortunate at this time to have some healthy reserves, both General Fund Operating

DRAFT

Reserve and a General Fund Capital Reserve Fund. While there are some future challenges ahead, Staff is confident as we partner with the City Council on future decisions to secure new revenue sources, we will overcome these ongoing challenges.

Background

Preparing a program and financial plan to guide the City organization into the future is both a professional challenge and professional honor which comes around once a year and then again for a mid-year review especially when revenue sources are declining. City Staff have spent a lot of time developing the proposed City-wide operating budget for fiscal year 2026-2027. The current war with Iran continues to influence our local and national economy. The war coupled with Measure A not be successful, Staff believes that the most prudent thing to do is present a budget with several reductions to offset the increased cost of the CAL FIRE contract, insurance, 911 fees and employee benefit costs for fiscal year 2026-2027. Since some of the City's key revenue sources are projected to remain relatively flat in FY 2026-2027, such as Sales Tax. The General Fund is presented using $444,204 of the General Fund operating reserve to balance the fiscal year, the Enterprise Funds are balanced and are hereby submitted for City Council consideration, acceptance, and approval. The operating budget also includes the budget for fiscal year 2026-2027 for the Successor Agency to the Soledad Redevelopment Agency which reflects the approved California Department of Finance Recognized Obligation Payment Schedule for fiscal year 2026-2027.

Review and Analysis

This budget is presented with several reductions to offset the known uncontrollable cost increases to the budget and given the current economic climate and the financial effects that may affect some of the City revenue sources. While the budget is presented with a deficit at this time, Staff's hope is that we will be able to reevaluate the actual financial effects of the economy and make adjustments at the mid-year review.

Some of the ongoing challenges we continue to face will require the City's continued diligence in managing service demands while developing revenue enhancement strategies.

- The rate of increase in revenues is not keeping up with the pace of increasing expenditures. The City remains challenged by uncontrollable expenses such as cost-of-living increases, fire staffing, workers' compensation, liability insurance, 911 costs, and PERS increases.

- The City will need to seek out and secure a new revenue source to support the required staffing levels of the Fire Department starting in FY 2026-2027 and beyond. Current estimate is that the City needs to generate at least $800,000 to $1.0 million in new revenue to support this transition to 3-0 staffing.

- An ongoing significant challenge facing the City is the increasing cost of maintaining its infrastructure financed by the General Fund. Many of our facilities and buildings are in need of maintenance and upkeep.

DRAFT

What is included in the proposed budget

As mentioned, the budget is presented with several reductions. This means Staff is reducing current service levels by not funding certain positions during FY 2026-2027. The positions that will not be funded include, IT Manager, Community Engagement Coordinator, Community Service Officer, Police Officer, Recreation Coordinator, Temporary Positions, and Seasonal Positions. Contract Services budgets were reduced with Staff picking up additional tasks such as grant administration and project construction management where appropriate. The contract for the Lobbiest was also eliminated from the budget.

General Fund

The FY 2026-2027 General Fund budget is presented as deficit spending by $444,204, and uses $58,000 of the General Fund Capital Reserve interest earnings to fund two capital projects. Revenues are projected at $15,942,457; expenditures at $16,386,661. If the FY 2025-2026 closes as planned, the general fund, Fund Balance operating reserve should be approximately $3,807,896, after the $2,000,000 Emergency Reserve set by Council. The City is still faced with several economic challenges, where our current percentage increase in expenditures is larger than the expected percentage of revenue growth. The presented budget continues to maintain essential services. Additionally, the presented budget maintains all salary increases scheduled in all current Memorandums of Understandings.

The City continues to have a General Fund Capital Reserve for future city capital needs, such as new facilities for public safety or city staff. The balance of that fund at the end of FY 2026-2027 is estimated to be $7,364,000.

Measure Y

Measure Y, the temporary emergency one percent sales tax measure which was placed on the June 2012 election ballot, became effective October 2012. The 5-year emergency measure was set to sunset October 2017; however, following voter approval of Measure I in November 2014, will be extended for an additional 15 years through 2032.

Proceeds from Measure Y continue to be essential in preserving City services. It represents about 15% of the General Fund revenue.

Consistent with the Ordinance that enacted the temporary sales tax measure, the City Council established a joint 7-member City of Soledad Transactions and Use Tax Oversight Committee which meets quarterly to review revenues and expenditures.

Staff's projection for FY 2026-2027 is $2,428,000. The City of Soledad Transactions and Use Tax Oversight Committee was not able to meet this year due to a lack of members. The proposed budget was built with the previous committed allocations for public safety personnel and the CAL FIRE contract increases.

DRAFT

Proceeds (estimate)	**$2,428,000**
Administration	**1 %**
Police	**57 %**
Fire	**42 %**

The Budget document for fiscal year 2026-2027 shows how the Measure Y funds are programmed as recommended by previously allocated ongoing costs presented for City Council approval.

Measure S

Measure S, the one-half percent sales tax measure which was placed on the November 2020 election ballot, became effective April 2021. The measure is to fund quality of life service for the community and does not have an expiration date.

Proceeds from Measure S continue to be essential in preserving City services. It represents about 8% of the General Fund revenue.

Consistent with the Ordinance that enacted the sales tax measure, the City Council established a joint 7-member City of Soledad Transactions and Use Tax Oversight Committee which meets quarterly to review revenues and expenditures and recreation programs.

Staff's projection for FY 2026-2027 is $1,214,000.

The following departments are partially funded by Measure S funds. Measure S funds approximately 54.9% of these services.

• Parks	$ 855,023
• Recreation	$ 1,101,650
• Animals	$ 137,646
• Community Engagement	$ 103,002
• Admin Costs (CDTFA)	$ 12,140
Total	$ 2,209,461

General Fund Revenues

General Fund Revenues are budgeted to be $426,650, higher than the previous year. Most of this increase is due to projected increase in vehicle license fee related revenue. Other increases are in projected Utility User Tax revenues.

General Fund Expenditures

General Fund Expenditures are budgeted to be $299,175, higher than the previous year's budget. The main reasons for the increase are increases in the CAL FIRE contract, insurance, 911 costs, and employee benefits.

DRAFT

Other General Fund increases are normal operating cost increases for supplies and utilities as well as staff cost of living increases.

The Water Fund

For the FY 2026-2027 budget the Water Enterprise Fund is expected to have a surplus in the Fiscal Year by approximately $282,044, to build reserves for future repairs. Expenditures include $1,146,233 for Capital Projects, with $467,510, of that being Grant Funded. The planned Capital Projects align with the Water and Sewer Rate Study performed in 2021.

Wastewater Operating Fund

The Wastewater Operating Enterprise Fund is budgeted to operate with a deficit of $1,659,322 for the fiscal year. Capital Projects are budgeted at $1,335,500 for the fiscal year, which are financed through the enterprise reserves. Many of the projects are part of the Wastewater Assessment Report completed in FY 2025-2026.

Solid Waste Fund

The Solid Waste Fund is presented as balanced. As mentioned in the General Fund section, Franchise Fee residual is being transferred to the General Fund annually.

Successor Agency

The Successor Agency (Former RDA) Fund is a Private Purpose Trust Fund, which means the City of Soledad is an agent to the State of California for these funds. The only expenditures are debt service payments and administrative costs related to the bonds.

Conclusion

As stated earlier, this budget presents several reductions to align anticipated expenditures with anticipated revenues. Several issues are the horizon that will require strategic attention as the City continues to grow and pursue its vision statement and its goal of fiscal stability. One of the issues that we continue to monitor closely is the increases coming from PERS which are affecting all jurisdictions. The City will need to continue to look for additional revenue sources to offset ever increasing costs to the General Fund.

I would like to thank the City Council, City Manager, and City Staff for their continued partnership that has allowed us to effectively meet the challenges we face and seize new opportunities as we move forward.

Financial Considerations

As indicated in the budget documents attached, the General Fund as presented in the proposed budget, uses $444,204 of operating reserves to balance the FY 2026-2027 budget.

DRAFT

Environmental Review

Adoption of the FY 2026-2027 Budget is not considered a project for the purposes of CEQA since it has no potential for resulting in either a direct or indirect impact to the environment. (See CEQA Guidelines Section 15378.)

Alternatives

- Adopt the proposed Resolution
- Modify the Proposed Budget.

Attachment: Resolution
Proposed Budget FY 2026-2027 with accompanying Exhibits A - D

DRAFT

RESOLUTION NO. 6403/SA-2026-02

A JOINT RESOLUTION OF THE CITY COUNCIL OF THE CITY OF SOLEDAD AND THE SUCCESSOR AGENCY OF THE SOLEDAD REDEVELOPMENT AGENCY ACCEPTING AND APPROVING THE 2026-2027 FISCAL YEAR PROPOSED BUDGET AND APPROVING AND/OR DIRECTING IMPLEMENTATION OF OTHER BUDGET RELATED ACTIONS

WHEREAS, the City Manager has considered estimates of revenue from all sources, and estimates of expenditures required for the proper conduct of the activities of the City of Soledad for Fiscal Year 2026-2027, and

WHEREAS, the City has developed the proposed annual budget for Fiscal Year 2026-2027; and

WHEREAS, the Proposed Fiscal Year 2026-2027 budget reflects that the General Fund budget uses $444,204 of operating reserves to balance the budget; and

WHEREAS, the Proposed Fiscal Year 2026-2027 budget, as prepared, also includes the fiscal year budget for the Successor Agency of the Soledad Redevelopment Agency; and

WHEREAS, the City Council and the Successor Agency Board of Directors hereby find that the foregoing recitals are true and correct.

NOW THEREFORE, BE IT HEREBY JOINTLY RESOLVED by the City Council of the City of Soledad and the Successor Agency Board of Directors that the Fiscal Year 2026-2027 Proposed Budget, attached hereto, a copy of which is attached hereto as **Exhibit A** and by this reference incorporated herein, is hereby approved to become effective July 1, 2026; and

BE IT FURTHER RESOLVED by the City Council of the City of Soledad, that City Manager and the Finance Director are authorized to realign the 2025-2026 Budget to reflect the Estimated Actual Revenues and Expenditures for the 2025-2026 Fiscal Year, and

BE IT FURTHER RESOLVED by the City Council of the City of Soledad, that the Position Allocation attached, a copy of which is attached hereto as **Exhibit B** and by this reference incorporated herein, is hereby approved to become effective July 1, 2026; and

BE IT FURTHER RESOLVED by the City Council of the City of Soledad, that the Salary Schedule of the City's Classification & Compensation Plan, including the compensation of elected council members, appointed commissioners, and appointed City of Soledad Transactions and Use Tax Oversight Committee members, which is attached hereto as **Exhibit C** by this reference by this reference incorporated herein, is hereby approved to become effective July 4, 2026; and

BE IT FURTHER RESOLVED by the City Council of the City of Soledad that the Contingency Reserves/Fund Balance policy adopted on June 1, 2022 and set forth below is hereby affirmed.

General Fund	$ 2,000,000
Wastewater Enterprise	$ 1,500,000
Water Enterprise	$ 500,000
Street Fund	$ 500,000

BE IT FURTHER RESOLVED by the City Council of the City of Soledad, that the Proposition 4 General Fund Appropriations Limitations for Fiscal Year 2026-2027, attached hereto, a copy of which is attached hereto as **Exhibit D** and by this reference incorporated herein, is hereby approved.

PASSED AND ADOPTED by the City Council of the City of Soledad and the Board of Directors of the Successor Agency of the Soledad Redevelopment Agency at a regular meeting duly held on the 19th day of August 2026, by the following vote:

AYES, and in favor thereof, Councilmembers/Board members:

NOES, Councilmembers/Board members:

ABSENT, Councilmembers/Board members:

ABSTAIN, Councilmembers/Board members:

_____
ANNA VELAZQUEZ, Mayor

ATTEST:

_____
MEGAN HUNTER, City Clerk/Agency Secretary

POSITION ALLOCATION - FY 2026/27
AUTHORIZED POSITIONS BY FISCAL YEAR

Exhibit "B"

DEPARTMENT	2024-25	2025-26	2026-27	CLASSIFICATION
CITY COUNCIL	1.00	1.00	1.00	Mayor
	4.00	4.00	4.00	Council Member
	5.00	**5.00**	**5.00**	**TOTAL - COUNCIL**
PLANNING COMM	5.00	5.00	5.00	Planning Commissioner
	5.00	**5.00**	**5.00**	**TOTAL - PLANNING COMMISSIONER**
TUT OVERSIGHT COMM	0.00	7.00	7.00	Committee Member
	0.00	**7.00**	**7.00**	**TOTAL - TUT OVERSIGHT COMMITTEE MEMBER**
ADMINISTRATION	1.00	1.00	1.00	City Manager
	0.00	1.00	1.00	Assistant City Manager
	1.00	1.00	1.00	Executive Assistant to the City Manager
	1.00	1.00	1.00	Human Resources Manager
	0.80	0.80	0.80	Administrative Assistant (Confidential)
	3.80	**4.80**	**4.80**	**TOTAL - ADMINISTRATION**
COMMUNITY &	1.00	1.00	1.00	Community/Economic Development Director
ECONOMIC DEV	1.00	1.00	1.00	Economic Development Coordinator
	1.00	0.00	0.00	Administrative Assistant (reclassified to DPT)
	1.00	1.00	1.00	Management Analyst
	1.00	1.00	1.00	Senior Planner
	0.00	1.00	*1.00*	Homeless Services Coordinator *(Grant-Funded)*
	1.00	0.00	0.00	Building Permit Technician (reclassified to DPT)
	0.00	2.00	2.00	Development Permit Technician
	6.00	**7.00**	***7.00***	**TOTAL - COMMUNITY & ECONOMIC DEV**
COMMUNITY	1.00	1.00	1.00	Community Engagement Manager
ENGAGEMENT	1.00	1.00	1.00	Community Engagement Coordinator
	2.00	**2.00**	**2.00**	**TOTAL - COMMUNITY ENGAGEMENT**
FINANCE	1.00	1.00	1.00	Management Analyst
	2.00	2.00	2.00	Customer Service Utility Billing Technician
	3.00	**3.00**	**3.00**	**TOTAL - FINANCE**
INFORMATION	1.00	1.00	1.00	Director of Information Technology
TECHNOLOGY	1.00	1.00	1.00	Information Technology Technician
	2.00	**2.00**	**2.00**	**INFORMATION TECHNOLOGY**
POLICE	1.00	1.00	1.00	Police Chief
	1.00	1.00	1.00	Deputy Police Chief
	0.00	1.00	1.00	Police Lieutenant
	5.00	4.00	4.00	Police Sergeant
	13.00	13.00	13.00	Police Officer
	1.00	1.00	1.00	Police Administrative Services Manager
	1.00	1.00	1.00	Police Records Supervisor
	1.00	1.00	1.00	Property and Evidence Supervisor
	3.00	3.00	3.00	Community Services Officer
	0.00	0.00	0.00	Office Specialist (unfund FY 24/25; reclassified to higher level class)
	1.00	1.00	1.00	Victim Assistance Advocate
	27.00	**27.00**	**27.00**	**TOTAL - POLICE**
RECREATION	1.00	1.00	1.00	Parks and Recreation Director
	0.00	0.00	0.00	Recreation Manager
	1.00	1.00	1.00	Recreation Supervisor
	2.00	2.00	2.00	Recreation Program Coordinator
	4.00	**4.00**	**4.00**	**TOTAL - RECREATION**

POSITION ALLOCATION - FY 2026/27
AUTHORIZED POSITIONS BY FISCAL YEAR

Exhibit "B"

DEPARTMENT	2024-25	2025-26	2026-27	CLASSIFICATION
PUBLIC WORKS	1.00	1.00	1.00	Public Works Director
	2.00	2.00	2.00	Public Works Manager
	1.00	1.00	1.00	Management Analyst
	7.00	7.00	7.00	Maintenance Worker
	1.00	1.00	1.00	Senior Maintenance Worker
	1.00	1.00	1.00	Maintenance/Mechanic
	1.00	1.00	1.00	Fleet Mechanic
	1.00	1.00	1.00	Executive Assistant
	1.00	0.00	0.00	City Engineer (Flexible Staffing)
	0.00	1.00	1.00	Construction/Project Manager
	2.00	1.00	1.00	Assistant Engineer/Associate Engineer
	1.00	0.00	0.00	Maintenance Manager
	19.00	**17.00**	**17.00**	**TOTAL - PUBLIC WORKS**
(Water/Wastewater)	0.00	0.00	0.00	Senior Water System Operator
	0.00	1.00	1.00	Water Resources Manager (Flexible Staffing to CE)
	4.00	4.00	4.00	Water System Operator
	1.00	1.00	1.00	Water Reclamation Chief Plant Operator
				Water Reclamation Operator II
	6.00	6.00	6.00	Water Reclamation Operator I
				Water Reclamation Operator-in-Training (1-assigned to WW Collect)
	2.00	2.00	2.00	Water Reclamation Shift Supervisor
	1.00	1.00	1.00	Wastewater Collections System Supervisor
	1.00	2.00	2.00	Utility Maintenance Mechanic
	1.00	1.00	1.00	Senior Utility Maintenance Mechanic
	0.00	1.00	1.00	Utility Maintenance Supervisor
	1.00	1.00	1.00	Electrician
	1.00	1.00	1.00	Administrative Assistant
	18.00	**21.00**	**21.00**	**TOTAL - PUBLIC WORKS - UTILITIES**
	94.80	**104.80**	**104.80**	**TOTAL AUTHORIZED POSITIONS**
	84.80	**87.80**	**87.80**	**TOTAL FULL-TIME EQUIVALENT (FTE)**

Footnotes:

Approved 8/5/2026 - Reso. No 6398

EXHIBIT "C"

Section One of Classification and Compensation Plan
SUMMARY OF JOB CLASSIFICATIONS AND SALARY SCHEDULE FY 26/27

Classification	FLSA Exempt Status	See Footnote	Salary Range	Salary Schedule	FOUR AND ONE-HALF PERCENT STEP ADVANCEMENT MONTHLY SALARY Step 1	Step 2	Step 3	Step 4	Step 5	Step 6	Step 7	Step 8	# Auth. Positions
ELECTED OFFICIAL													
Mayor and City Council	N/A		N/A	N/A	Mayor; $1,050/month and City Council; $950/month								5.00
COUNCIL ELECTED OFFICIAL													
Planning Commission	N/A		N/A	N/A	$150/meeting								5.00
TRANSACTIONS AND USE TAX OVERSIGHT COMMITTEE													
Committee Member	N/A		N/A	N/A	$50/meeting								7.00
EXECUTIVE MANAGEMENT GROUP (EM)													
City Manager	Exempt		N/A	N/A	$21,198.60/month								1.00
Assistant City Manager	Exempt		N/A	N/A	$16,887.37	$17,647.30	$18,441.43	$19,271.29	$20,138.50				1.00
Parks and Recreation Director	Exempt	(3)	78	EM	$11,753.61	$12,282.52	$12,835.24	$13,412.82	$14,016.40				1.00
Community & Economic Development Director	Exempt	(3)	91	EM	$13,867.08	$14,491.10	$15,143.19	$15,824.64	$16,536.75				1.00
Public Works Director	Exempt	(3)	96	EM	$15,085.89	$15,764.75	$16,474.17	$17,215.50	$17,990.20				1.00
Police Chief	Exempt	(3)	86	EM	$15,692.42	$16,398.58	$17,136.52	$17,907.66	$18,713.50				1.00
UNREPRESENTED CONFIDENTIAL GROUP (CF)													
Administrative Assistant (Confidential)		(1)	52	CF	$5,217.03	$5,451.80	$5,697.13	$5,953.50	$6,221.41				0.80
Police Administrative Services Manager	Exempt	(1)	55	CF	$6,616.48	$6,914.22	$7,225.36	$7,550.50	$7,890.27				1.00
Executive Assistant to the City Manager		(1)	58	CF	$7,120.98	$7,441.43	$7,776.29	$8,126.22	$8,491.90				1.00
Management Analyst	Exempt	(1)	62	MM	$8,251.52	$8,622.84	$9,010.87	$9,416.36	$9,840.09				3.00
Human Resources Manager	Exempt	(1)	70	CF	$8,951.55	$9,354.37	$9,775.31	$10,215.20	$10,674.89				1.00
Information Technology Manager	Exempt	(1)	70	CF	$8,951.55	$9,354.37	$9,775.31	$10,215.20	$10,674.89				1.00
Community Engagement Manager	Exempt	(1)	70	CF	$8,951.55	$9,354.37	$9,775.31	$10,215.20	$10,674.89				1.00
Public Works Manager	Exempt	(1)	71	CF	$10,170.48	$10,628.15	$11,106.42	$11,606.21	$12,128.49				2.00
City Engineer	Exempt	(1)	88	CF	$12,189.72	$12,738.26	$13,311.48	$13,910.50	$14,536.47				0.00
Water Resources Manager	Exempt	(1)	88	CF	$12,555.41	$13,120.41	$13,710.83	$14,327.81	$14,972.56				1.00
Police Lieutenant	Exempt	(1)	90	CF	$12,683.68	$13,254.45	$13,850.90	$14,474.19	$15,125.53				1.00
Deputy Police Chief	Exempt	(1)	83	CF	$13,100.17	$13,689.68	$14,305.71	$14,949.47	$15,622.20				1.00
PROFESSIONAL/MID-MGMT (MM)													
Police Records Supervisor		(1)	47	MM	$5,721.17	$5,978.63	$6,247.66	$6,528.81	$6,822.61				1.00
Property and Evidence Supervisor		(1)	47	MM	$5,721.17	$5,978.63	$6,247.66	$6,528.81	$6,822.61				1.00
Information Technology Technician		(1)	47	MM	$5,721.17	$5,978.63	$6,247.66	$6,528.81	$6,822.61				1.00
Assistant Planner		(1)	48	MM	$5,693.40	$5,949.60	$6,217.34	$6,497.12	$6,789.49				0.00
Economic Development Coordinator	Exempt	(1)	52	MM	$6,465.28	$6,745.53	$7,060.25	$7,377.96	$7,709.97				1.00
Community Engagement Coordinator	Exempt	(1)	52	MM	$6,465.28	$6,745.53	$7,060.25	$7,377.96	$7,709.97				1.00
Homeless Services Coordinator (Grant-Funded through 6/30/27)	Exempt	(1)	52	MM	$6,465.28	$6,745.53	$7,060.25	$7,377.96	$7,709.97				1.00
Associate Planner	Exempt	(1)	52	MM	$6,465.28	$6,745.53	$7,060.25	$7,377.96	$7,709.97				0.00
Recreation Supervisor	Exempt	(1)	55	MM	$6,489.25	$6,781.27	$7,086.42	$7,405.31	$7,738.55				1.00
Assistant Engineer		(1)	66	MM	$7,058.56	$7,376.20	$7,708.13	$8,054.99	$8,417.47				1.00

Approved 8/5/2026 - Reso. No 6398

EXHIBIT "C"

Section One of Classification and Compensation Plan

SUMMARY OF JOB CLASSIFICATIONS AND SALARY SCHEDULE FY 26/27

					FOUR AND ONE-HALF PERCENT STEP ADVANCEMENT								
					MONTHLY SALARY								
Classification	FLSA Exempt Status	See Footnote	Salary Range	Salary Schedule	Step 1	Step 2	Step 3	Step 4	Step 5	Step 6	Step 7	Step 8	# Auth. Positions
Laboratory Analyst	Exempt	(1)	56	MM	$6,702.53	$7,004.15	$7,319.33	$7,648.70	$7,992.89				0.00
Utility Maintenance Supervisor		(1)	59	MM	$7,666.92	$8,011.93	$8,372.47	$8,749.23	$9,142.94				1.00
Wastewater Collections System Supervisor		(1)	59	MM	$7,666.92	$8,011.93	$8,372.47	$8,749.23	$9,142.94				1.00
Water Reclamation Shift Supervisor		(1)	59	MM	$7,666.92	$8,011.93	$8,372.47	$8,749.23	$9,142.94				2.00
Senior Planner	Exempt	(1)	67	MM	$8,277.38	$8,649.86	$9,039.10	$9,445.86	$9,870.93				1.00
Laboratory Director	Exempt	(1)	67	MM	$8,277.38	$8,649.86	$9,039.10	$9,445.86	$9,870.93				0.00
Building Official	Exempt	(1)	69	MM	$8,277.38	$8,649.86	$9,039.10	$9,445.86	$9,870.93				0.00
Engineering Project Manager	Exempt	(1)	67	MM	$8,277.38	$8,649.86	$9,039.10	$9,445.86	$9,870.93				1.00
Associate Civil Engineer	Exempt	(1)	78	MM	$9,459.15	$9,884.81	$10,329.63	$10,794.46	$11,280.21				0.00
Water Reclamation Chief Plant Operator	Exempt	(1)	72	MM	$9,827.27	$10,269.49	$10,731.62	$11,214.54	$11,719.20				1.00
CLASSIFIED (CL)													
Maintenance Worker		(1)	38	CL	$4,844.39	$5,062.39	$5,290.20	$5,528.25	$5,777.03				7.00
Customer Service Utility Billing Technician		(1)	39	CL	$4,962.55	$5,185.86	$5,419.22	$5,663.09	$5,917.93				2.00
Administrative Assistant		(1)	39	CL	$4,962.55	$5,185.86	$5,419.22	$5,663.09	$5,917.93				1.00
Recreation Program Coordinator		(1)	39	CL	$4,962.55	$5,185.86	$5,419.22	$5,663.09	$5,917.93				2.00
Senior Maintenance Worker		(1)	41	CL	$5,210.67	$5,445.15	$5,690.19	$5,946.24	$6,213.83				1.00
Mechanic/Maintenance Worker		(1)	43	CL	$5,471.21	$5,717.41	$5,974.70	$6,243.56	$6,524.52				1.00
Community Services Officer		(1)	46	CL	$5,494.76	$5,742.02	$6,000.41	$6,270.43	$6,552.60				3.00
Victim Assistance Advocate		(1)	46	CL	$5,494.76	$5,742.02	$6,000.41	$6,270.43	$6,552.60				1.00
Development Services Technician		(1)	48	CL	$5,491.62	$5,738.74	$5,996.98	$6,266.85	$6,548.86				2.00
Utility Maintenance Mechanic		(1)	49	CL	$5,910.21	$6,176.17	$6,454.10	$6,744.54	$7,048.04				2.00
Fleet Mechanic		(1)	50	CL	$5,939.19	$6,206.45	$6,485.74	$6,777.60	$7,082.59				1.00
Electrician		(1)	51	CL	$6,650.29	$6,949.55	$7,262.28	$7,589.08	$7,930.59				1.00
Senior Utility Maintenance Mechanic		(1)	51	CL	$6,650.29	$6,949.55	$7,262.28	$7,589.08	$7,930.59				1.00
Water Systems Operator		(1)	51	CL	$6,650.29	$6,949.55	$7,262.28	$7,589.08	$7,930.59				4.00
Executive Assistant		(1)	53	CL	$6,388.25	$6,675.72	$6,976.12	$7,290.05	$7,618.10				1.00
Water Reclamation Operator-In-Training		(1)	38	CL	$4,844.39	$5,062.39	$5,290.20	$5,528.25	$5,777.03				6.00
Water Reclamation Operator I		(1)	45	CL	$5,744.77	$6,003.28	$6,273.43	$6,555.73	$6,850.74				
Water Reclamation Operator II		(1)	51	CL	$6,650.29	$6,949.55	$7,262.28	$7,589.08	$7,930.59				
POLICE SERGEANT (PS)													
Police Sergeant*		(2)	59	PS	$10,344.32	$10,809.82	$11,296.26	$11,804.59	$12,335.80	$12,890.91	$13,471.00	$14,077.19	4.00
POLICE OFFICER (PO)													
Police Officer		(2)	45	PO	$7,526.43	$7,865.12	$8,219.05	$8,588.91	$8,975.41				13.00
Police Officer II*		(2)	45	PO	$7,526.43	$7,865.12	$8,219.05	$8,588.91	$8,975.41	$9,379.30	$9,801.37	$10,242.43	
SEASONAL/PART-TIME (HOURLY RATE)													
Police Cadet - Trainee					$27.00								
Intern/Youth Commissioner					$16.90	$17.66	$18.46	$19.29	$20.15				

Approved 8/5/2026 - Reso. No 6398

EXHIBIT "C"

Section One of Classification and Compensation Plan

SUMMARY OF JOB CLASSIFICATIONS AND SALARY SCHEDULE FY 26/27

					FOUR AND ONE-HALF PERCENT STEP ADVANCEMENT								
					MONTHLY SALARY								
Classification	**FLSA Exempt Status**	**See Footnote**	**Salary Range**	**Salary Schedule**	**Step 1**	**Step 2**	**Step 3**	**Step 4**	**Step 5**	**Step 6**	**Step 7**	**Step 8**	**# Auth. Positions**
Facility Custodial Lead					$18.00	$18.81	$19.66	$20.54	$21.47				
Recreation Instructor					$18.50	$19.33	$20.20	$21.11	$22.06				
Recreation Leader II					$17.40	$18.18	$19.00	$19.86	$20.75				
Recreation Leader I					$16.90	$17.66	$18.46	$19.29	$20.15				
Recreation Program Assistant					$20.00	$20.90	$21.84	$22.82	$23.85				
Program Instructor II					$24.00	$25.08	$26.21	$27.39	$28.62				
Program Instructor III					$27.00	$28.22	$29.48	$30.81	$32.20				
												Total Authorized Positions:	**104.80**
												Total FTEs:	**87.80**

Footnotes:

* Upon completion of Employee's 5th year of service in Police Officer or Police Sergeant classification, Employee will be eligible to receive 3 future step increases

(1) Pursuant to Resolution No. 6245/ SA-2025-01, effective 7/4/26, three percent (3%) COLA increase for Unrepresented and Confidential classifications, Professional/Mid-Management Unit classifications, and General Unit classification.

(2) Pursuant to Resolution No. 6245/ SA-2025-01, effective 7/4/26, three and one quarter percent (3.25%) COLA increase for Police Sergeant and Police Officer classifications.

(3) Pursuant to Resolution No. xxxx, effective 7/4/26, three percent (3%) COLA increase for certain Executive Management classifications.

Exhibit D

City of Soledad
Proposition 4 General Fund Appropriations Limitations for
Fiscal Year 2026-2027

1	Fiscal year 2025-26 Appropriations limit established by resolution	$35,976,859
2	Population Estimate – Department of Finance (Jan 1, 2025)	20,434*
3	Population Estimate – Department of Finance (Jan 1, 2026)	20,494*
4	Population conversion factor (1.049+100/100)	1.0495
5	Per Capita Personal Income Index (0.29+100/100)	1.0029
6	Calculation of Factor (line 4 x line 5)	1.0525
7	Fiscal Year 2026-27 Appropriation Limit	$37,865,644
8	Appropriation Subject to the limitation	$12,276,046
9	Amount under the limitation	$25,589,598

Notes:
* Used modified population figures from the Department of Finance Letter dated May 2026.

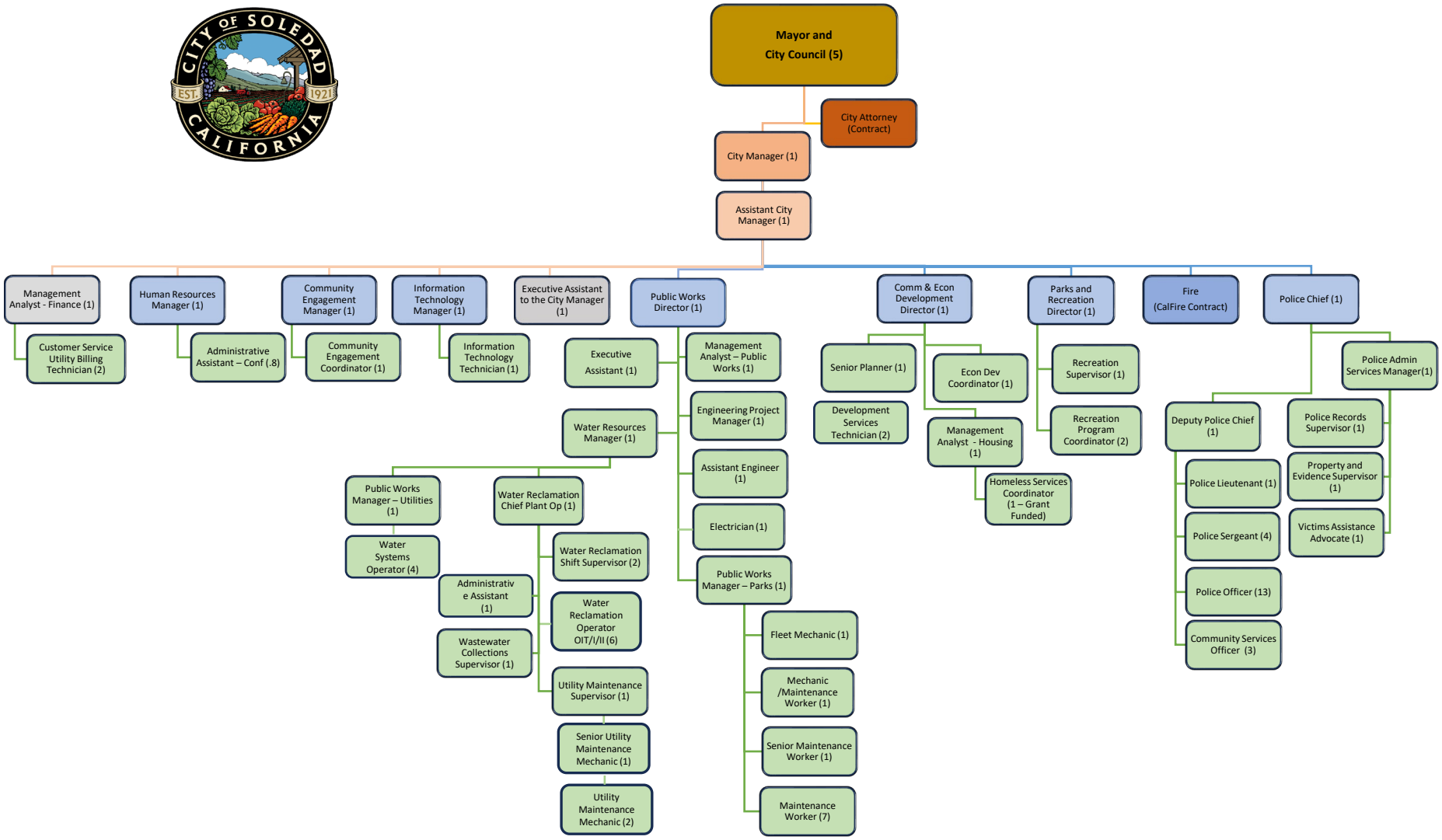
Mayor and City Council (5)
City Attorney (Contract)
City Manager (1)
Assistant City Manager (1)
Management Analyst - Finance (1)
Customer Service Utility Billing Technician (2)
Human Resources Manager (1)
Administrative Assistant – Conf (.8)
Community Engagement Manager (1)
Community Engagement Coordinator (1)
Information Technology Manager (1)
Information Technology Technician (1)
Executive Assistant to the City Manager (1)
Public Works Director (1)
Executive Assistant (1)
Management Analyst – Public Works (1)
Engineering Project Manager (1)
Water Resources Manager (1)
Assistant Engineer (1)
Public Works Manager – Utilities (1)
Water Reclamation Chief Plant Op (1)
Electrician (1)
Water Reclamation Shift Supervisor (2)
Water Systems Operator (4)
Administrative Assistant (1)
Public Works Manager – Parks (1)
Water Reclamation Operator OIT/I/II (6)
Wastewater Collections Supervisor (1)
Fleet Mechanic (1)
Utility Maintenance Supervisor (1)
Mechanic /Maintenance Worker (1)
Senior Utility Maintenance Mechanic (1)
Senior Maintenance Worker (1)
Utility Maintenance Mechanic (2)
Maintenance Worker (7)
Comm & Econ Development Director (1)
Senior Planner (1)
Econ Dev Coordinator (1)
Development Services Technician (2)
Management Analyst - Housing (1)
Homeless Services Coordinator (1 – Grant Funded)
Parks and Recreation Director (1)
Recreation Supervisor (1)
Recreation Program Coordinator (2)
Fire (CalFire Contract)
Police Chief (1)
Police Admin Services Manager(1)
Deputy Police Chief (1)
Police Records Supervisor (1)
Police Lieutenant (1)
Property and Evidence Supervisor (1)
Police Sergeant (4)
Victims Assistance Advocate (1)
Police Officer (13)
Community Services Officer (3)

FUND BALANCE SUMMARY

ALL CITY FUNDS

FISCAL YEAR 2026-27 Budget

July 1, 2026

Fund #	Fund Name	Estimated Beginning Fund Balance 06/30/26	FY 2026-27 Budgeted Revenues	FY 2026-27 Budgeted Expenditures	Fund Balance Transfers	Restricted Reserves	Estimated Ending Fund Balance 06/30/27
100	General Fund	$ 6,252,100	$ 14,812,046	$ 16,386,661	$ 1,130,411	$ 2,000,000	$ 3,807,896
121	Grants - State	$ 208,335	$ 293,646	$ 398,750	$ -	$ -	$ 103,231
200	Home Program Income	$ 462,040	$ 35,500	$ 2,500	$ (25,000)	$ -	$ 470,040
201	CDBG Program Income	$ 377,330	$ 82,500	$ 2,500	$ (25,000)	$ -	$ 432,330
210	CDBG (20-CDBG-12084)	$ -	$ -	$ -	$ -	$ -	$ -
212	CDBG CV2/CV3 Bus Loan	$ 16,908	$ -	$ -	$ -	$ -	$ 16,908
213	UCDR Grant	$ -	$ 6,995,302	$ 6,960,302	$ (35,000)	$ -	$ -
309	Water Operations Enterprise **	$ 1,455,443	$ 5,253,210	$ 4,971,166	$ -	$ 500,000	$ 1,237,487
310	Wastewater Operations Enterprise **	$ 14,574,789	$ 8,370,841	$ 10,030,163	$ -	$ 1,500,000	$ 11,415,467
311	Solid Waste Enterprise	$ 1,000,000	$ 4,980,000	$ 3,910,141	$ (770,679)	$ -	$ 1,299,180
312	Sanitation Enterprise	$ 84,323	$ 371,500	$ 337,370	$ -	$ -	$ 118,453
410	Gas Tax	$ -	$ 4,707,641	$ 4,643,925	$ -	$ -	$ 63,716
411	Gas Tax SB1	$ 3,647,153	$ 825,154	$ 3,212,769	$ -	$ -	$ 1,259,538
412	Measure X	$ 1,141,621	$ 1,740,120	$ 1,398,600	$ -	$ -	$ 1,483,141
415	Traffic Safety	$ 738,146	$ 85,655	$ 150,000	$ -	$ -	$ 673,801
417	Police Assets Forfeitures	$ 6,777	$ 2,800	$ 2,550	$ -	$ -	$ 7,027
418	Vehicle Abatement Fund	$ 75,680	$ 22,000	$ 26,700	$ -	$ -	$ 70,980
431	Fire EMS (CSA 74)	$ 77,305	$ 19,500	$ 30,000	$ -	$ -	$ 66,805
516	Successor Agency Trust **	$ -	$ 1,234,289	$ 1,217,294	$ (16,995)	$ -	$ -
531	Successor Housing Fund	$ 70,822	$ -	$ 2,500	$ -	$ -	$ 68,322
646	Vineyards Assessment District	$ 291,080	$ 268,450	$ 253,834	$ (10,711)	$ -	$ 294,985
647	Rancho San Vicente-CHISPA	$ 476,215	$ 126,524	$ 97,374	$ (31,697)	$ -	$ 473,668
648	Diamond Ridge Assessment District	$ 980,465	$ 338,643	$ 310,136	$ (16,645)	$ -	$ 992,327
649	Diamond Ridge PH-1	$ 651,212	$ 119,052	$ 721,617	$ (28,449)	$ -	$ 20,198
650	Diamond Ridge Parks	$ 498,001	$ 183,306	$ 59,147	$ (29,347)	$ -	$ 592,813
651	Miravale/Orchard Landscape	$ 1,365,397	$ 420,673	$ 369,698	$ (30,976)	$ -	$ 1,385,396
652	Miravale/Orchard Benefit	$ 1,032,177	$ 209,392	$ 871,690	$ (30,762)	$ -	$ 339,117
770	Park Impact	$ (157,588)	$ 47,500	$ 20,000	$ (6,000)	$ -	$ (136,088)
771	Police Impact	$ 32,305	$ 5,750	$ -	$ (150)	$ -	$ 37,905
772	Fire Impact	$ (109,958)	$ 16,000	$ -	$ (300)	$ -	$ (94,258)
773	General Gov Impact	$ 632,335	$ 72,000	$ 102,750	$ (1,800)	$ -	$ 599,785
774	Transportation Impact	$ 1,524,833	$ 135,000	$ 52,750	$ (3,000)	$ -	$ 1,604,083
775	Storm Drain Impact	$ 100,230	$ 102,000	$ 2,750	$ (3,000)	$ -	$ 196,480
776	Public Safety Impact	$ 195,844	$ 53,000	$ 2,750	$ (1,500)	$ -	$ 244,594
779	Water Impact	$ 3,016,219	$ 170,000	$ 2,750	$ (3,000)	$ -	$ 3,180,469
780	Wastewater Impact	$ 585,078	$ 90,000	$ 2,750	$ (2,400)	$ -	$ 669,928
800	General Fund Capital	$ 7,247,156	$ 175,000	$ -	$ (58,000)	$ -	$ 7,364,156
							$ -
Totals		$ 48,549,773	$ 52,363,994	$ 56,553,887	$ -	$ 4,000,000	$ 40,359,880

** Fund Balance has been reduced by the Restricted portion, such as Investment in Fixed Assets or Debt Service.

FY 2026/27

General Fund Revenues - $15,942,457

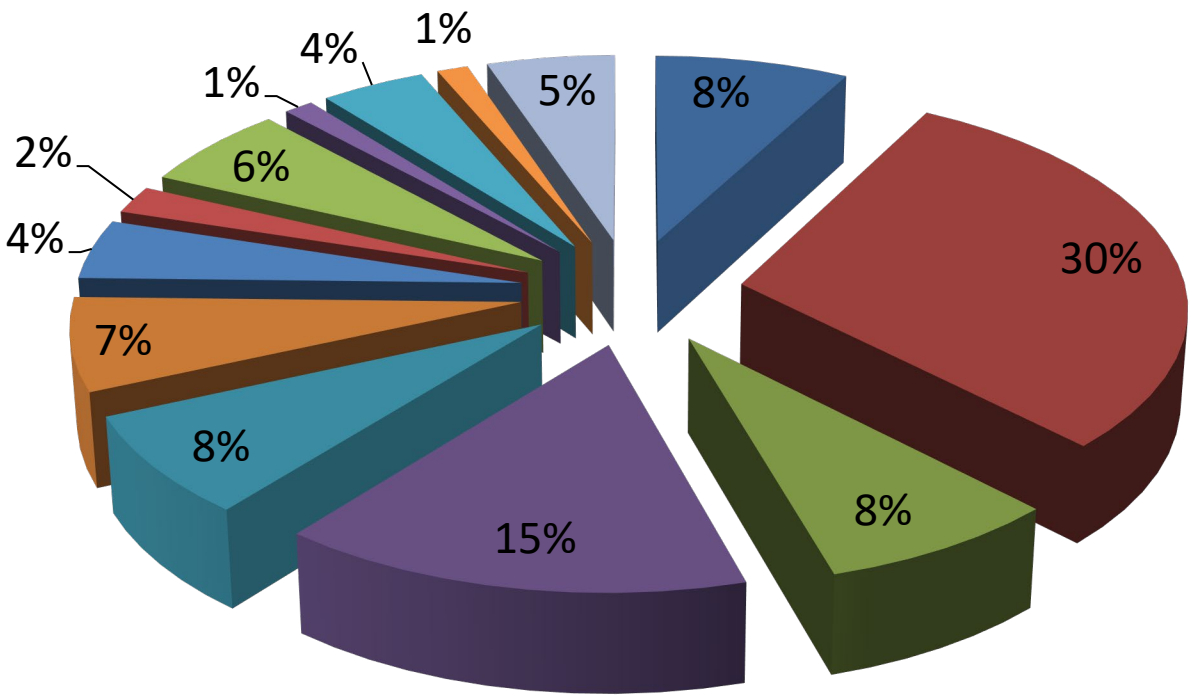

- Property Taxes
- Vehicle License Fee
- Sales Taxes
- Measure Y
- Measure S
- Other Taxes
- Licenses & Permits
- Other Agents
- Franchise Fees
- Charges for Services
- Grants
- Use of Money
- Other

FY 2026/27

General Fund Appropriations - $16,386,661

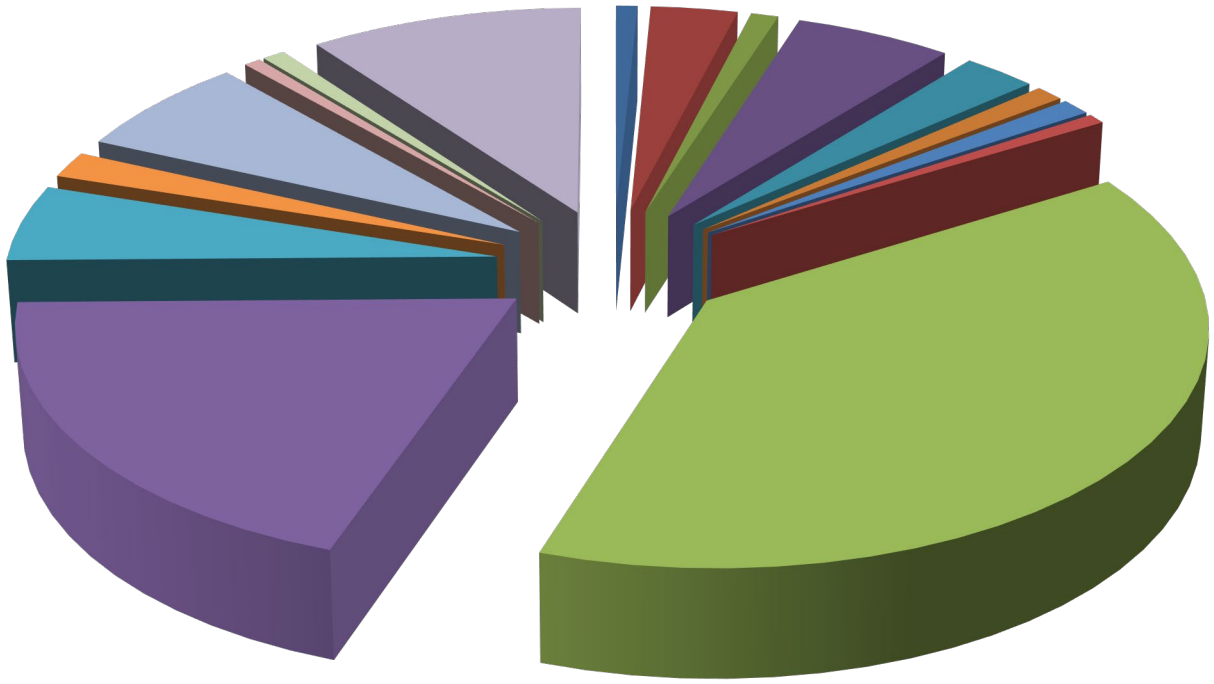

- City Council - 1%
- City Manager - 3%
- City Attorney - 1%
- Planning - 6%
- Building - 3%
- Human Resources - 1%
- Information Tech - 1%
- Finance - 1%
- Police - 39%
- Fire - 19%
- Parks - 5%
- Public Works - 2%
- Recreation - 7%
- Comm Engagement - 1%
- Animals - 1%
- Non-Departmental - 9%

FY 2026/27

Measure S Appropriations - $2,209,461

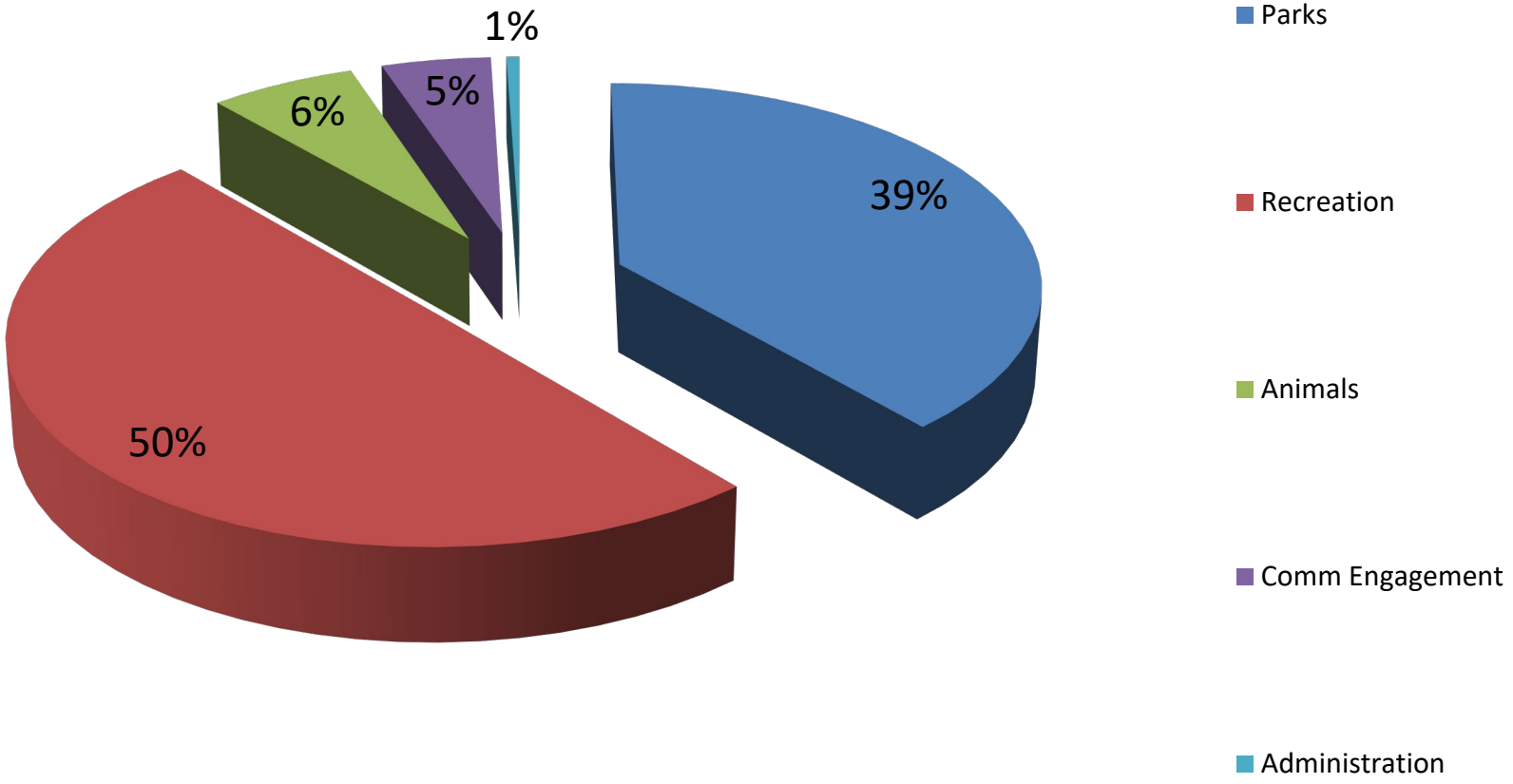

FY 2026/27

Measure Y Appropriations - $2,428,000

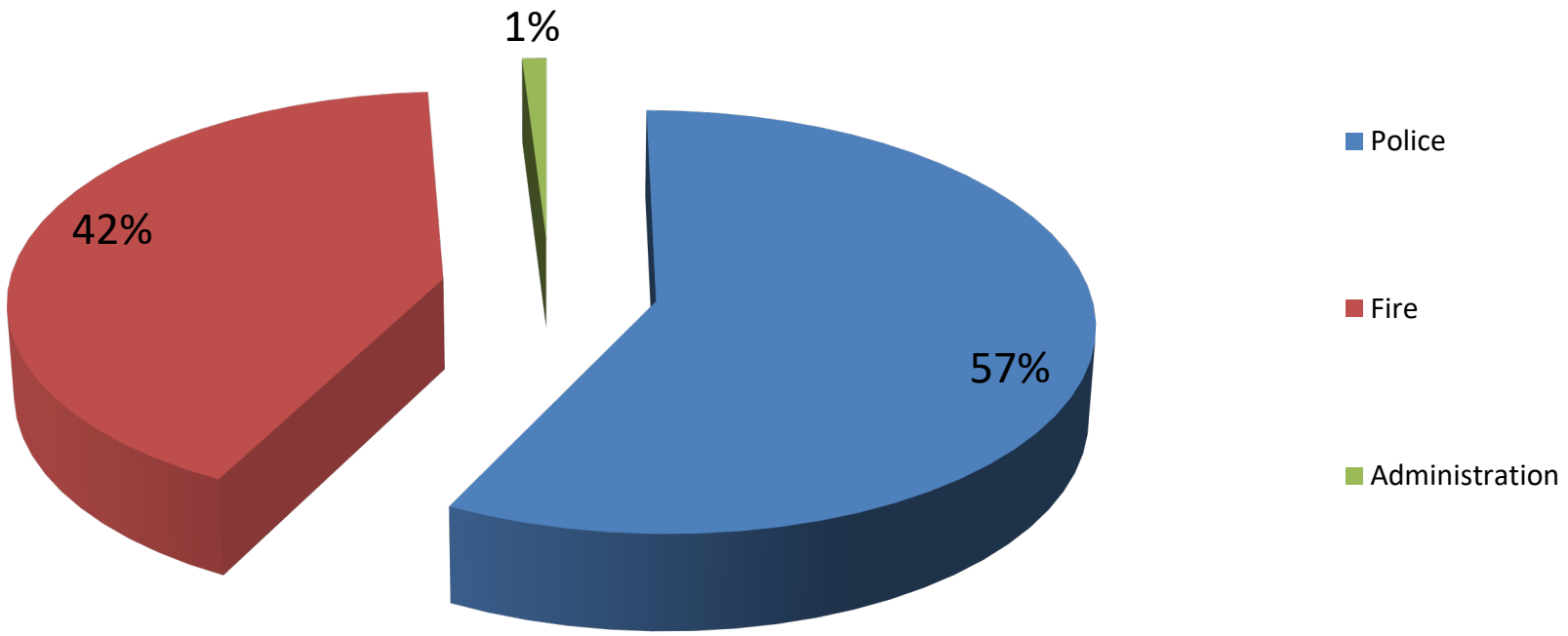

GENERAL FUND

FY 2026-27 BUDGET NARRATIVE

Name of Activity: City Council

Account #100-1000

Funding Source: General Fund

Budget Overview

The Soledad City Council serves as the City's primary policy-making and legislative body, responsible for setting strategic direction, adopting ordinances, approving budgets, and guiding long-term community planning. The Mayor is elected citywide to serve a two-year term, while City Councilmembers are elected by district and serve four-year terms, providing continuity and leadership for the City's evolving needs. In carrying out its responsibilities, the City Council actively seeks community input and values resident engagement in shaping Soledad's future.

To promote transparency and informed decision-making, the Council has established a variety of boards, commissions, and committees. These advisory bodies conduct reviews of specific issues and provide recommendations that support the Council's deliberations on policies, programs, and initiatives that affect the community.

This budget accounts for the majority of the salary and benefit costs for City Councilmembers, with a portion allocated to the Enterprise Funds for water, sewer, and solid waste services.

The recommended budget for FY 2026–2027 is **$129,266**, representing a modest small reduction from the prior year. The reduction is due in part to Mayor Velazquez and Mayor Pro Tem Ansaldo Sánchez electing to forgo their Council compensation to assist with the budget shortfall.

In addition to Councilmember salaries and benefits, the budget provides funding for:

- Membership dues for participation in regional and statewide organizations, based on the most current cost projections.
- Travel and meeting expenses for Councilmembers attending conferences, training, and official City business.
- Outreach and events to enable Councilmembers to further engage residents by district to ensure geographic participation.

FY 2025-26 Budget Accomplishments

- Guided the development and adopted the **2025–2030 Strategic Plan**, establishing the City Council's priorities and long-term direction for the organization and community.

- Adopted the **Parks and Recreation Master Plan**, establishing standards and priorities for park development, maintenance, equitable access, recreational programming, and future expansion of the City's park system.
- Evaluated the City's long-term fire service and emergency response needs and placed Measure A, a parcel tax measure, on the ballot to provide additional funding for fire protection and emergency response services.
- Established a City legislative platform and authorized **39 advocacy letters** to advance Soledad's interests on state and federal legislative and policy matters.
- Continued support for programs and partnerships serving Soledad's immigrant community, including workshops with the Consulado de México and Know Your Rights educational events.
- Supported City sponsorship and expansion of community events that promote civic engagement and community pride, including the State of the City, Pride Flag Raising, Music in the Park, Fourth of July festivities, Hot Summer Days, September 11 Remembrance, POW/MIA Recognition Day, Spookfest, Día de los Muertos, Veterans Day, Christmas Tree Lighting Ceremony, and Christmas Parade.
- Provided policy direction and took action on approximately **290** City matters, including adoption of **123 resolutions** addressing contracts, strategic initiatives, board and commission appointments, Memoranda of Understanding (MOUs), and other actions supporting City priorities.
- Adopted **seven ordinances** addressing key community and development priorities, including streamlining housing regulations and approving the Almond Acres and Parcel B Planned Unit Developments.

Performance Objectives/Projects to be Delivered in FY 2026-27

- Advance implementation of the 2025–2030 Strategic Plan by aligning Council policy direction, budget decisions, and funding priorities with adopted goals and objectives.
- Expand district-based community outreach and engagement to encourage broad geographic representation and civic participation among Soledad residents.
- Strengthen relationships with state and federal legislators, regional agencies, and community partners to advocate for Soledad's priorities and pursue funding and policy support.
- Guide investments in City facilities to improve safety, accessibility, functionality, and the long-term condition of public buildings and infrastructure.
- Collaborate with the Soledad Unified School District to improve pedestrian and traffic safety around local schools through coordinated planning and improvements such as crosswalks, signage, and traffic-calming measures.
- Review and consider a Development Agreement for the Miramonte Specific Plan addressing infrastructure financing, development impact fees, assessment and special taxing districts, and implementation of an Affordable Housing Plan.
- Update and consolidate the City Council's rules, policies, and procedures into a comprehensive Governance Manual that promotes consistent practices, clearly defines governance protocols, and incorporates municipal best practices.

		Defined Budgets						
		2023-2024 Total Budget	2023-2024 Total Activity	2024-2025 Total Budget	2024-2025 Total Activity	2025-2026 Total Budget	2025-2026 YTD Activity	2026-2027 2026-2027
Expense								
Department: 1000 - CITY COUNCIL								
ExpCategory: 51 - Salaries & Benefits								
100-1000-51100	SALARIES	14,937.00	12,822.31	22,219.00	24,870.54	26,189.97	31,950.75	21,690.00
100-1000-51200	SOCIAL SECURITY / MEDICARE	1,143.00	984.69	1,700.00	1,919.25	2,003.53	2,443.68	1,658.00
100-1000-51310	WORKERS COMP	24.00	53.63	24.00	605.63	771.00	758.97	771.00
	ExpCategory: 51 - Salaries & Benefits Total:	**16,104.00**	**13,860.63**	**23,943.00**	**27,395.42**	**28,964.50**	**35,153.40**	**24,119.00**
ExpCategory: 52 - Services & Supplies								
100-1000-52010	MEMBERSHIP DUES	53,200.00	46,993.88	48,421.00	39,321.54	47,471.00	71,346.81	58,347.00
100-1000-52040	OFFICE SUPPLIES	2,500.00	1,729.24	2,500.00	1,320.61	2,500.00	1,680.14	2,000.00
100-1000-52070	FOOD SERVICES	1,000.00	449.91	1,000.00	1,409.29	1,000.00	1,397.12	1,300.00
100-1000-52091	TRAVEL, MEETINGS & TRAINING	10,000.00	4,981.85	10,000.00	20,228.75	10,000.00	12,886.69	10,000.00
100-1000-52105	SPECIAL EVENTS	0.00	0.00	0.00	0.00	10,000.00	0.00	6,000.00
100-1000-52115	SUNDRY	200.00	0.00	200.00	36.72	200.00	126.63	
100-1000-52125	COUNCIL GRANTS	37,000.00	18,417.59	27,000.00	11,100.00	5,000.00	5,000.00	5,000.00
100-1000-52200	PROFESSIONAL SERVICES/FEES	10,000.00	21,280.44	30,000.00	30,093.64	25,000.00	13,014.70	20,000.00
100-1000-52415	CELLULAR PHONE	0.00	841.60	1,500.00	4,150.02	1,500.00	3,047.69	2,500.00
	ExpCategory: 52 - Services & Supplies Total:	**113,900.00**	**94,694.51**	**120,621.00**	**107,660.57**	**102,671.00**	**108,499.78**	**105,147.00**
ExpCategory: 57 - Capital Outlay								
100-1000-57000	CAPITAL OUTLAY - IMPROVEM...	0.00	617.06	0.00	0.00	0.00	0.00	
100-1000-57100	CAPITAL OUTLAY - COMPUTER	0.00	6,965.72	0.00	0.00	0.00	1,480.63	
	ExpCategory: 57 - Capital Outlay Total:	**0.00**	**7,582.78**	**0.00**	**0.00**	**0.00**	**1,480.63**	**0.00**
	Department: 1000 - CITY COUNCIL Total:	**130,004.00**	**116,137.92**	**144,564.00**	**135,055.99**	**131,635.50**	**145,133.81**	**129,266.00**

FY 2026-27 BUDGET NARRATIVE

Name of Activity: City Manager/City Clerk

Account # 100-1100

Funding Source: General Fund

Budget Overview

The City Manager serves as the Chief Executive Officer of the City of Soledad and as Executive Director of the Soledad Successor Agency to the Former Redevelopment Agency. Appointed by the City Council, the City Manager is responsible for the overall administration of City operations, implementation of City Council policies and priorities, enforcement of municipal ordinances and applicable state and federal laws, and the effective delivery of public services. The City Manager also serves as the City Clerk, with support from the Deputy City Clerk/Executive Assistant.

In March 2026, the City Council approved the addition of an Assistant City Manager, who also serves as the City's Finance Director. This organizational change allowed the City to eliminate its contracted Finance Director services and redirect those funds toward a full-time, in-house leadership position. The Assistant City Manager oversees the City's internal and administrative functions, including Finance, Human Resources, Information Technology, and Community Engagement. The City Manager provides executive oversight of Public Works, Community and Economic Development, Parks and Recreation, Police, and Fire, while maintaining overall responsibility for the City organization.

The FY 2026–2027 City Manager's Office budget is $521,687 and includes salaries and benefits for the City Manager, Assistant City Manager, and Deputy City Clerk/Executive Assistant. The budget also supports election costs, public notices and ordinance publication, and citywide community events.

The increase in the City Manager's Office budget compared with the prior year primarily reflects the addition of the Assistant City Manager position. This increase is partially offset by a corresponding reduction in the Finance Department budget resulting from the elimination of contracted Finance Director services. This restructuring strengthens in-house administrative and financial management capacity while making more efficient use of existing resources.

FY 2025-26 Budget Accomplishments (All staff members of the team)

- Guided the development and adoption of the 2025–2030 Strategic Plan and Parks and Recreation Master Plan, establishing long-term priorities for City services, infrastructure, and community investment.

- Advanced key economic development initiatives, including the continued development of Soledad Marketplace and efforts to attract new retailers, including a potential Ross Dress for Less store.
- Strengthened partnerships with economic development organizations such as Monarch SBDC, the Soledad Chamber of Commerce, and El Pájaro CDC to expand technical assistance and resources available to local small businesses and entrepreneurs.
- Coordinated the City's grant-writing efforts, resulting in the award of nearly **$5 million in grant funding** to support City programs, infrastructure, and community priorities.
- Led the City's response to the Central Coast Regional Water Quality Control Board's proposed forced sewer consolidation, coordinating the City's technical, legal, financial, and operational review to protect the interests of the City and its utility ratepayers.
- Successfully administered the City's responsibilities for the June 2, 2026 Primary Election, ensuring a transparent and orderly election process.
- Coordinated highly successful City-led community events that attracted several thousand participants and strengthened community engagement and civic pride.
- Guided major facility and infrastructure improvements, including completion of the Fire Apparatus Bay and Vehicle Storage Building, HVAC repairs at the Community Center, and improvements to City Hall, wells and the Water Reclamation Facility.
- Supported the comprehensive update and adoption of the City's Personnel Rules and Regulations Manual, modernizing personnel policies and strengthening organizational effectiveness.
- Oversaw major information technology and cybersecurity infrastructure upgrades, including installation of new servers at City Hall, the Police Department, and the Water Reclamation Facility.
- Closely monitored departmental expenditures and reinforced fiscal discipline throughout the organization, generating savings that reduced the amount of General Fund reserves required to balance the FY 2025–2026 budget.

Performance Objectives/Projects to be Delivered in FY 2026-27

- Implement necessary **FY 2026–2027 budget reductions** to address the funding shortfall resulting from the failure of Measure A, while closely monitoring revenues and expenditures to minimize the use of General Fund reserves. Begin development of a **two-year budget for FY 2027–2029** to improve long-term financial planning and manage fiscal uncertainty.
- Continue to **aggressively pursue grant funding**, with an increased emphasis on public safety, infrastructure, and other high-priority community needs.
- Identify and evaluate **alternative and sustainable funding sources for public safety**, with the goal of restoring frozen police officer positions as fiscal conditions allow.
- Complete a **citywide facilities assessment** to identify and prioritize long-term maintenance and capital needs. Evaluate financing options for improvements to City Hall, including a potential rooftop solar project coordinated with necessary roof and HVAC improvements.

- Conduct a **fair, transparent, and legally compliant 2026 municipal election**, ensuring public confidence and adherence to all applicable election requirements.
- Improve government transparency and public participation by expanding access to public records and continuing investments in City Council audiovisual technology and real-time language translation services.
- Support the Police Department leadership transition while maintaining organizational stability and advancing a community policing model focused on public trust, responsiveness, and community safety.
- Implement a **citywide leadership development and succession planning program** to strengthen the City's leadership pipeline, develop emerging leaders, and prepare employees for future advancement opportunities. Incorporate peer-learning circles, mentorship, and cross-departmental collaboration to strengthen teamwork, knowledge sharing, and organizational effectiveness.
- Advance priority economic development initiatives, including efforts to facilitate development of a new hotel and attract additional retail and commercial investment.
- Lead negotiations to complete the **Miramonte Development Agreement**, including resolution of development impact fees, affordable housing requirements, infrastructure obligations, and other key development terms.
- Expand the City's capacity to implement City Council priorities and major capital projects by securing grants, leveraging alternative financing tools, and developing strategic public-private partnerships.

		Defined Budgets						
		2023-2024 Total Budget	2023-2024 Total Activity	2024-2025 Total Budget	2024-2025 Total Activity	2025-2026 Total Budget	2025-2026 YTD Activity	2026-2027 2026-2027
Department: 1100 - CITY MANAGER								
ExpCategory: 51 - Salaries & Benefits								
100-1100-51100	SALARIES	108,870.00	160,990.03	168,320.00	168,867.17	172,853.72	175,228.87	274,254.00
100-1100-51130	OVERTIME	0.00	4,750.05	0.00	6,964.19	5,000.00	4,962.38	2,500.00
100-1100-51140	CERTIFICATES	3,995.00	1,151.05	3,995.00	1,201.54	4,509.82	1,244.43	1,237.00
100-1100-51150	CAR ALLOWANCE	0.00	6,000.02	0.00	6,023.09	0.00	11,201.96	6,155.00
100-1100-51200	SOCIAL SECURITY / MEDICARE	8,383.00	12,505.60	13,182.00	11,551.90	13,568.31	12,006.10	21,546.00
100-1100-51210	PERS-PENSION	21,916.00	16,452.48	34,463.00	21,369.05	35,472.71	24,729.86	56,329.00
100-1100-51220	BENEFITS	0.00	917.93	0.00	7,656.95	0.00	7,649.96	
100-1100-51225	DEFERRED COMPENSATION	0.00	0.00	0.00	0.00	0.00	0.00	11,129.00
100-1100-51230	INSURANCE-MED,DEN,VISION	19,777.00	18,899.37	18,729.00	19,388.60	18,744.00	19,384.61	18,596.00
100-1100-51265	LTD & AD&D	602.00	0.00	908.00	0.00	936.26	0.00	341.00
100-1100-51310	WORKERS COMP	220.00	491.64	0.00	109.85	0.00	0.00	
	ExpCategory: 51 - Salaries & Benefits Total:	**163,763.00**	**222,158.17**	**239,597.00**	**243,132.34**	**251,084.82**	**256,408.17**	**392,087.00**
ExpCategory: 52 - Services & Supplies								
100-1100-52010	MEMBERSHIP DUES	1,400.00	0.00	1,400.00	19,212.03	1,600.00	2,595.00	2,500.00
100-1100-52015	SUBSCRIPTIONS	1,750.00	569.70	1,750.00	1,357.75	1,750.00	565.54	500.00
100-1100-52020	MUNICIPAL CODE UPDATES	1,500.00	0.00	1,500.00	0.00	1,500.00	3,772.09	1,500.00
100-1100-52030	ORDINANCE & PUBLISHINGS	5,000.00	10,645.55	10,000.00	5,710.86	7,500.00	0.00	1,500.00
100-1100-52040	OFFICE SUPPLIES	3,000.00	2,073.30	3,000.00	2,706.58	3,000.00	2,985.84	3,000.00
100-1100-52070	FOOD SERVICES	1,300.00	445.74	1,300.00	1,905.47	1,300.00	3,114.87	2,000.00
100-1100-52085	FUEL	0.00	186.98	0.00	0.00	0.00	0.00	
100-1100-52091	TRAVEL, MEETINGS & TRAINING	6,000.00	5,737.96	7,000.00	15,515.72	9,800.00	7,055.29	7,300.00
100-1100-52105	SPECIAL EVENTS	0.00	0.00	0.00	0.00	0.00	83.19	
100-1100-52110	RECRUITMENT & ADVERTISME...	0.00	0.00	0.00	39.72	0.00	0.00	
100-1100-52115	SUNDRY	1,000.00	66.74	1,000.00	817.06	1,000.00	395.50	
100-1100-52200	PROFESSIONAL SERVICES/FEES	10,000.00	77,377.28	10,000.00	24,636.45	10,000.00	4,570.65	33,000.00
100-1100-52220	ELECTION SERVICES	0.00	77,049.15	80,000.00	28,857.36	80,000.00	-50.00	75,000.00
100-1100-52240	IT SERVICES	2,000.00	0.00	2,000.00	0.00	0.00	0.00	
100-1100-52415	CELLULAR PHONE	750.00	2,563.41	1,500.00	1,304.06	1,500.00	1,371.62	1,300.00
	ExpCategory: 52 - Services & Supplies Total:	**33,700.00**	**176,715.81**	**120,450.00**	**102,063.06**	**118,950.00**	**26,459.59**	**127,600.00**

		Defined Budgets						
		2023-2024 Total Budget	2023-2024 Total Activity	2024-2025 Total Budget	2024-2025 Total Activity	2025-2026 Total Budget	2025-2026 YTD Activity	2026-2027 2026-2027
ExpCategory: 57 - Capital Outlay								
100-1100-57100	CAPITAL OUTLAY - COMPUTER	1,500.00	1,163.28	1,500.00	278.00	0.00	0.00	2,000.00
	ExpCategory: 57 - Capital Outlay Total:	**1,500.00**	**1,163.28**	**1,500.00**	**278.00**	**0.00**	**0.00**	**2,000.00**
	Department: 1100 - CITY MANAGER Total:	**198,963.00**	**400,037.26**	**361,547.00**	**345,473.40**	**370,034.82**	**282,867.76**	**521,687.00**

FY 2026-27 BUDGET NARRATIVE

Name of Activity: City Attorney

Account # 100-5140

Funding Source: General Fund

Budget Overview

The City contracts for legal services through an appointed City Attorney, who provides legal counsel to the City Council, boards, commissions, and staff. The attorney's responsibilities include drafting and reviewing ordinances, resolutions, contracts, and policies, advising on legal matters, responding to claims, and representing the City in legal or administrative proceedings.

This budget primarily funds the City Attorney's contract, with some legal service costs allocated to Enterprise Funds or developer-funded accounts for services related to specific development projects. In response to the City's projected budget shortfall, the FY 2026–27 City Attorney budget was reduced by $20,000 compared with FY 2025–26. The City Attorney, City Manager, and staff will continue to work collaboratively to prioritize legal needs, utilize legal services efficiently, and manage costs while ensuring the City receives necessary legal guidance and representation.

FY2025-26 Budget Accomplishments

- Guided the City through the Surplus Land Act process to facilitate the future redevelopment of vacant and underutilized City-owned properties.
- Advised the City on the comprehensive update of the Personnel Rules and Regulations Manual, culminating in adoption by the City Council.
- Provided legal guidance on significant real estate and development matters, including the Exclusive Negotiating Agreement for 540 Gabilan, the development impact fee agreement for the School District Workforce Housing Project, and the Purchase and Sale Agreement for 1232 Monterey Street.
- Led the development of an amicus brief related to the proposed development of an ICE facility outside the City of Gilroy.
- Provided key legal support for the entitlement and development review processes for the Almond Acres and Parcel B projects.

Performance Objectives/Projects to be Delivered in FY 2026-27

- Support the negotiation of a Development Agreement to implement the Miramonte Specific Plan. *Legal costs associated with this work will be funded by the project developer.*

- Assist the City Council Subcommittee with reviewing and updating the Council Rules and Procedures to improve clarity, consistency, and alignment with applicable laws and best practices.
- Provide legal review and guidance for the General Plan Update and associated Environmental Impact Report (EIR).
- Guide staff in updating the Soledad Municipal Code to strengthen code enforcement tools and procedures, and coordinate with specialized outside counsel on nuisance abatement, receivership, and other enforcement actions involving the City's most problematic properties.
- Advise and represent the City throughout the Hacienda Apartments forced sewer consolidation process, including regulatory, legal, financial, and interagency matters.

		Defined Budgets						
		2023-2024 Total Budget	2023-2024 Total Activity	2024-2025 Total Budget	2024-2025 Total Activity	2025-2026 Total Budget	2025-2026 YTD Activity	2026-2027 2026-2027
Department: 1150 - CITY ATTORNEY								
ExpCategory: 52 - Services & Supplies								
100-1150-52215	ATTORNEY SERVICES	185,000.00	162,697.80	185,000.00	129,157.00	185,000.00	141,361.50	165,000.00
	ExpCategory: 52 - Services & Supplies Total:	**185,000.00**	**162,697.80**	**185,000.00**	**129,157.00**	**185,000.00**	**141,361.50**	**165,000.00**
	Department: 1150 - CITY ATTORNEY Total:	**185,000.00**	**162,697.80**	**185,000.00**	**129,157.00**	**185,000.00**	**141,361.50**	**165,000.00**

FY 2026-27 BUDGET NARRATIVE

Name of Activity: Community and Economic Development/Planning

Account # 100-1200

Funding Source: General Fund
The functions of the "building division" are budgeted in a separate unit (5160).

Budget Overview

The **Community and Economic Development Department (CEDD)** is dedicated to fostering inclusive growth, enhancing quality of life, and advancing sustainable prosperity across the City. Through strategic planning, collaborative partnerships, and forward-thinking initiatives, the department empowers residents, businesses, and organizations to thrive—building a vibrant, resilient local economy.

CEDD is responsible for the City's **planning and zoning**, **housing**, and **economic development** functions. The department is organized into the following core divisions:

- Planning
- Building
- Economic Development
- Housing

The Community & Economic Development Department (CEDD) is staffed by seven full-time employees and one part-time employee. The department generates revenue primarily through planning entitlement and permitting fees, which help offset operational and staffing costs—particularly within the Building Division. In addition to fee-based revenue, CEDD actively secures and manages grant funding, including the administration of the Community Development Block Grant (CDBG) Program and a variety of housing assistance programs, which support the City's affordable housing and community development goals. This budget also provides funding for the Planning Commission, which is composed of five appointed members, and includes support for stipends and ongoing training to ensure effective and informed decision-making.

The recommended budget for the department is **$947,965**. This year's budget reflects strategic cost savings through reductions in training and consultant expenditures, while continuing to support core operations and priority initiatives through grants.

FY 2025-26 Budget Accomplishments

Over the past year, the Community and Economic Development Department achieved several significant milestones that advanced the City's housing, economic development, and community revitalization goals. The City adopted three housing ordinances to remove regulatory barriers and encourage infill development and executed an Exclusive Negotiating Agreement with Eden

Housing for the redevelopment of 540 Gabilan Street, which could provide up to 143 units of affordable housing. The Department also entitled **128 new housing units** through the Parcel B and Almond Acres developments and facilitated new commercial investment, including **Tractor Supply, Wingstop, and Quick Quack Car Wash**. Community improvement efforts included completion of a new public art mural at the Fire Apparatus Bay, funded through a $40,000 Monterey County grant. The Department also completed **El Sendero**, a 16-bed interim housing facility, helped permanently house **14 former Salinas Riverbed residents**, and supported cleanup efforts that removed approximately 380 tons of debris from the riverbed.

Performance Objectives & Key Projects for FY 2026–27

The Community & Economic Development Department will focus on the following strategic objectives and projects in the upcoming fiscal year:

- Complete the General Plan Updates to align long-term planning efforts with community priorities and state requirements.
- Facilitate redevelopment of vacant or underutilized city property.
- Conduct a Nexus Study to support the implementation of a new General Plan Maintenance Fee, ensuring sustained funding for future updates.
- Advance the "Container Village" Project and facilitate continued build-out of the Soledad Marketplace, supporting local economic growth and small business development.
- Assist Sendero participants in securing housing by fiscal year-end.
- Completed the Development Agreement and update the associated Development Impact fees for the Miramonte Specific Plan.
- Implement the First-Time Homebuyer Program to expand access to homeownership for local residents.

		Defined Budgets						
		2023-2024 Total Budget	2023-2024 Total Activity	2024-2025 Total Budget	2024-2025 Total Activity	2025-2026 Total Budget	2025-2026 YTD Activity	2026-2027 2026-2027
Department: 1200 - PLANNING/COMM DEVELO								
ExpCategory: 51 - Salaries & Benefits								
100-1200-51100	SALARIES	262,328.00	303,348.23	521,835.00	264,791.26	473,059.00	409,856.30	509,678.00
100-1200-51120	PLANNING COMMISION	9,000.00	4,800.00	9,000.00	1,800.00	6,750.00	2,550.00	6,750.00
100-1200-51130	OVERTIME	1,000.00	1,679.45	0.00	3,003.61	0.00	0.00	
100-1200-51140	CERTIFICATES	0.00	2,331.57	0.00	1,959.62	0.00	11.08	
100-1200-51200	SOCIAL SECURITY / MEDICARE	20,300.00	22,755.55	39,920.00	28,392.85	39,207.00	30,554.79	38,990.00
100-1200-51210	PERS-PENSION	53,073.00	40,388.43	104,367.00	65,863.63	102,501.00	71,319.69	101,936.00
100-1200-51220	BENEFITS	0.00	1,817.35	0.00	2,226.21	0.00	2,557.32	
100-1200-51230	INSURANCE-MED,DEN,VISION	39,438.00	29,461.86	46,002.00	31,544.17	42,722.00	36,220.88	45,177.00
100-1200-51265	LTD & AD&D	1,862.00	0.00	3,225.00	0.00	3,150.00	0.00	1,457.92
100-1200-51300	UNEMPLOYMENT INSURANCE	0.00	0.00	0.00	3,058.00	0.00	0.00	
100-1200-51310	WORKERS COMP	1,085.00	2,424.66	1,085.00	1,674.04	1,803.00	1,774.85	1,803.00
	ExpCategory: 51 - Salaries & Benefits Total:	**388,086.00**	**409,007.10**	**725,434.00**	**404,313.39**	**669,192.00**	**554,844.91**	**705,791.92**
ExpCategory: 52 - Services & Supplies								
100-1200-52010	MEMBERSHIP DUES	6,955.00	6,225.50	7,248.00	8,395.00	16,248.00	675.00	10,348.00
100-1200-52030	ORDINANCE & PUBLISHINGS	2,000.00	8,305.66	3,100.00	3,419.26	3,100.00	6,690.67	5,000.00
100-1200-52040	OFFICE SUPPLIES	2,500.00	1,805.38	2,500.00	1,149.93	2,500.00	3,055.69	2,500.00
100-1200-52041	OPERATIONAL SUPPLIES	0.00	0.00	0.00	2,169.43	0.00	881.61	500.00
100-1200-52042	POSTAGE, SHIPPING & FREIGHT	100.00	61.41	100.00	79.08	100.00	0.00	
100-1200-52052	SAFETY EQUIPMENT	300.00	349.26	350.00	0.00	350.00	0.00	
100-1200-52091	TRAVEL, MEETINGS & TRAINING	18,000.00	6,775.08	11,625.00	9,902.97	7,125.00	7,198.46	7,125.00
100-1200-52105	SPECIAL EVENTS	1,000.00	3,077.32	15,000.00	13,597.53	10,000.00	12,852.74	10,000.00
100-1200-52200	PROFESSIONAL SERVICES/FEES	532,500.00	319,894.45	395,000.00	242,638.94	270,000.00	436,866.23	175,000.00
100-1200-52240	IT SERVICES	0.00	0.00	0.00	1,019.17	0.00	0.00	
100-1200-52400	UTILITIES	10,000.00	11,311.06	11,000.00	15,627.86	11,000.00	16,337.42	16,000.00
100-1200-52415	CELLULAR PHONE	1,600.00	3,463.53	3,000.00	5,396.64	3,000.00	3,806.00	3,800.00
100-1200-52518	FACILITIES EXPENSE	4,000.00	15,934.50	4,000.00	4,534.66	4,000.00	4,117.71	3,500.00
100-1200-52520	MAINTENANCE AGREEMENTS	14,000.00	11,785.00	10,000.00	8,787.33	400.00	8,384.92	6,400.00
100-1200-52525	REPAIRS & MAINTENANCE SUP...	2,000.00	1,359.43	2,000.00	2,128.26	2,000.00	317.22	2,000.00
	ExpCategory: 52 - Services & Supplies Total:	**594,955.00**	**390,347.58**	**464,923.00**	**318,846.06**	**329,823.00**	**501,183.67**	**242,173.00**

		2023-2024 Total Budget	2023-2024 Total Activity	2024-2025 Total Budget	2024-2025 Total Activity	2025-2026 Total Budget	2025-2026 YTD Activity	Defined Budgets 2026-2027
ExpCategory: 57 - Capital Outlay								
100-1200-57100	CAPITAL OUTLAY - COMPUTER	0.00	4,302.34	0.00	4,519.54	0.00	2,961.25	
	ExpCategory: 57 - Capital Outlay Total:	**0.00**	**4,302.34**	**0.00**	**4,519.54**	**0.00**	**2,961.25**	**0.00**
Department: 1200 - PLANNING/COMM DEVELO Total:		**983,041.00**	**803,657.02**	**1,190,357.00**	**727,678.99**	**999,015.00**	**1,058,989.83**	**947,964.92**

FY 2026-27 BUDGET NARRATIVE

Name of Activity: Building/Development Services

Account # 100-1250

Funding Source: General Fund

Budget Overview

The Building Division operates within the Community and Economic Development Department and is responsible for reviewing construction plans, issuing building permits, conducting inspections, and ensuring compliance with the California Building Code. Building Official services are provided through a contract with CSG Consultants, a private firm specializing in municipal building services.

Division staffing includes one full-time Development Services Technician and one part-time clerical assistant. A second Development Services Technician assigned to Planning provides backup support for Building Division operations. The budget also supports SmartGov, the City's permit tracking system, which improves operational efficiency, enhances transparency, and expands digital access to permits and records. The City continues to rely on consultant support for building plan review, inspections, and Building Official services.

Project applicants are required to pay direct service fees, including plan review and inspection fees. As part of the City's commitment to financial sustainability, building permit fees were updated in FY 2025–26 to improve cost recovery for services provided. Given ongoing budget constraints, additional review is needed in FY 2026–27 to ensure the General Fund is not subsidizing permitting services.

The recommended baseline budget for the Building Division in FY 2026–27 is **$446,319**, with continued emphasis on improving cost recovery and aligning service costs with applicable fees.

FY 2025-26 Budget Accomplishments

During FY 2025–26, the Building Division supported the delivery of several major development projects.

- **Commercial Development:** Issued permits and completed inspections that supported the successful openings of **Tractor Supply** and **Wingstop**.
- **Retail Expansion:** Issued permits for the new Quick Quack Car Wash and three new downtown storefronts: Higher Higher Limitz Barbershop, Oasis Water Store, and Ricosita's Ice Cream.

- **Residential Growth:**
  - Issued **23 Accessory Dwelling Unit (ADU) permits.**
  - Finalized construction and occupancy of **42 new housing units**.
  - Issued permits for the City's first SB 9 housing project.

Performance Objectives/Projects to be Delivered in FY 2026–27

Projected Permit Activity:

- **Single-Family Dwellings:** 200
- **Multi-Family Units:** 40
- **Solar and Over-the-Counter Permits:** 80
- **Commercial Projects:** 4
- **Estimated Total Inspections:** 1,000

Strategic Objectives:

- Maintain and enhance the SmartGov online database to improve document storage, permit tracking, records management, and public access to information.
- Continue streamlining the permit process for both staff and applicants to reduce processing times, improve coordination, and enhance customer service.
- Review building permit fees to ensure appropriate cost recovery and consistent application of adopted fee schedules.
- Complete final inspections and issue a certificate of occupancy for the School Housing Project.
- Conduct a customer satisfaction survey to evaluate the permitting experience, identify opportunities for improvement, and guide future service enhancements.
- Explore development of an expedited permitting incentive program for priority economic development projects, such as a new hotel, to reduce processing timelines, encourage private investment, and attract targeted development to the City.

		2023-2024 Total Budget	2023-2024 Total Activity	2024-2025 Total Budget	2024-2025 Total Activity	2025-2026 Total Budget	2025-2026 YTD Activity	2026-2027 2026-2027
					Defined Budgets			
Department: 1250 - BUILDING/DEVELOPMENT								
ExpCategory: 51 - Salaries & Benefits								
100-1250-51100	SALARIES	158,415.00	93,848.91	100,359.00	98,691.06	134,088.37	210,361.89	138,835.00
100-1250-51130	OVERTIME	0.00	154.99	0.00	110.36	0.00	4,097.41	500.00
100-1250-51140	CERTIFICATES	0.00	0.00	0.00	0.00	0.00	714.25	
100-1250-51200	SOCIAL SECURITY / MEDICARE	12,093.00	6,861.88	7,678.00	7,379.64	10,257.76	16,083.82	10,621.00
100-1250-51210	PERS-PENSION	31,614.00	16,636.99	20,072.00	15,034.49	26,817.67	28,451.15	27,767.00
100-1250-51220	BENEFITS	0.00	517.40	0.00	525.68	0.00	1,322.47	
100-1250-51230	INSURANCE-MED,DEN,VISION	25,834.00	9,016.80	9,017.00	9,136.84	11,820.00	11,549.17	13,002.00
100-1250-51265	LTD & AD&D	867.00	0.00	517.00	0.00	736.76	0.00	489.00
100-1250-51300	UNEMPLOYMENT INSURANCE	0.00	0.00	0.00	557.37	0.00	12.67	
100-1250-51310	WORKERS COMP	145.00	324.03	145.00	2,665.10	145.00	60.57	145.00
	ExpCategory: 51 - Salaries & Benefits Total:	**228,968.00**	**127,361.00**	**137,788.00**	**134,100.54**	**183,865.56**	**272,653.40**	**191,359.00**
ExpCategory: 52 - Services & Supplies								
100-1250-52010	MEMBERSHIP DUES	0.00	0.00	360.00	0.00	360.00	170.00	360.00
100-1250-52025	BUILDING CODES UPDATES	2,000.00	0.00	1,500.00	0.00	1,500.00	2,223.70	1,500.00
100-1250-52040	OFFICE SUPPLIES	1,000.00	1,366.48	1,000.00	1,179.10	1,000.00	1,222.32	1,000.00
100-1250-52051	TOOLS & MINOR EQUIPMENT	300.00	0.00	100.00	0.00	100.00	0.00	
100-1250-52085	FUEL	0.00	0.00	0.00	0.00	0.00	361.35	500.00
100-1250-52091	TRAVEL, MEETINGS & TRAINING	1,500.00	309.00	400.00	538.11	400.00	884.98	400.00
100-1250-52115	SUNDRY	300.00	60.00	0.00	0.00	0.00	0.00	
100-1250-52200	PROFESSIONAL SERVICES/FEES	149,500.00	189,245.96	210,000.00	154,660.11	210,000.00	353,832.07	250,000.00
100-1250-52310	LIABILITY INSURANCE	0.00	0.00	0.00	1,041.90	0.00	23.68	
100-1250-52415	CELLULAR PHONE	350.00	0.00	350.00	0.00	350.00	0.00	
100-1250-52518	FACILITIES EXPENSES	0.00	4,000.00	3,000.00	390.00	3,000.00	1,201.75	1,200.00
	ExpCategory: 52 - Services & Supplies Total:	**154,950.00**	**194,981.44**	**216,710.00**	**157,809.22**	**216,710.00**	**359,919.85**	**254,960.00**
ExpCategory: 57 - Capital Outlay								
100-1250-57100	CAPITAL OUTLAY - COMPUTER	0.00	0.00	500.00	0.00	0.00	0.00	
	ExpCategory: 57 - Capital Outlay Total:	**0.00**	**0.00**	**500.00**	**0.00**	**0.00**	**0.00**	**0.00**
	Department: 1250 - BUILDING/DEVELOPMENT Total:	**383,918.00**	**322,342.44**	**354,998.00**	**291,909.76**	**400,575.56**	**632,573.25**	**446,319.00**

FY 2026-27 BUDGET NARRATIVE

Name of Activity: Human Resources

Account # 100-1310

Funding Source: General Fund

Budget Overview

The Human Resources Department is staffed by a Human Resources Manager and a part-time Office Assistant (0.80 FTE). Some personnel costs are allocated to the City's Enterprise Funds. The Department handles a wide array of employee services, including recruitment and selection, performance evaluations, compensation and wage administration, benefits, health and wellness programs, mandated training, and employee recognition. The HR Manager also serves as the City's Risk Manager.

FY 2025-26 Budget Accomplishments

- Modernized the City's personnel policies by leading a comprehensive update of the Personnel Rules and Regulations Manual, culminating in adoption by the City Council.
- Strengthened workplace safety and regulatory compliance by providing ongoing employee training on the City's Injury and Illness Prevention Program (IIPP) and Workplace Violence Prevention Plan (WVPP).
- Improved Police Department recruitment and promotional practices by partnering with the Department to standardize testing and selection processes, enhancing consistency, fairness, and transparency.

Performance Objectives/Projects to be Delivered in FY 2026-27

- Successfully negotiate successor labor agreements with the City's three recognized employee organizations while balancing workforce needs, competitive compensation, and the City's long-term fiscal sustainability.
- Develop a comprehensive citywide employee safety program to strengthen workplace safety, reduce injuries and claims, improve training, and ensure compliance with applicable regulatory requirements.
- Redesign the City's employee performance evaluation system to establish clearer performance expectations, provide meaningful employee feedback, support professional development, and improve accountability.
- Establish workforce performance metrics to track employee turnover, vacancies, recruitment timelines, and other key trends to better identify and address workforce challenges.

- Develop employee recruitment and retention strategies to strengthen the City's ability to attract, develop, and retain a qualified and high-performing workforce.
- Continue targeted recruitment efforts to fill critical vacancies and reduce the operational impacts of prolonged vacancies across City departments.

		2023-2024 Total Budget	2023-2024 Total Activity	2024-2025 Total Budget	2024-2025 Total Activity	2025-2026 Total Budget	2025-2026 YTD Activity	2026-2027 2026-2027
					Defined Budgets			
Department: 1310 - HUMAN RESOURCES								
ExpCategory: 51 - Salaries & Benefits								
100-1310-51100	SALARIES	82,936.00	75,761.09	84,014.00	88,391.48	86,185.93	92,948.86	89,998.00
100-1310-51130	OVERTIME	0.00	0.00	0.00	0.00	0.00	105.73	
100-1310-51200	SOCIAL SECURITY / MEDICARE	6,345.00	5,233.90	6,427.00	6,056.14	6,593.22	5,857.13	6,885.00
100-1310-51210	PERS-PENSION	16,587.00	11,933.79	16,803.00	14,509.86	17,237.19	15,149.91	18,000.00
100-1310-51220	BENEFITS	0.00	397.02	0.00	581.74	0.00	647.89	
100-1310-51230	INSURANCE-MED,DEN,VISION	20,250.00	9,402.73	9,476.00	17,510.03	19,000.00	19,100.11	20,900.00
100-1310-51265	LTD & AD&D	681.00	0.00	400.00	0.00	603.72	0.00	220.00
100-1310-51300	UNEMPLOYMENT INSURANCE	0.00	0.00	0.00	278.75	0.00	6.34	
100-1310-51310	WORKERS COMP	93.00	207.83	93.00	1,789.82	493.00	515.59	493.00
	ExpCategory: 51 - Salaries & Benefits Total:	**126,892.00**	**102,936.36**	**117,213.00**	**129,117.82**	**130,113.06**	**134,331.56**	**136,496.00**
ExpCategory: 52 - Services & Supplies								
100-1310-52010	MEMBERSHIP DUES	1,580.00	120.00	1,580.00	0.00	1,580.00	130.00	1,350.00
100-1310-52040	OFFICE SUPPLIES	500.00	1,200.64	500.00	292.75	500.00	327.34	300.00
100-1310-52075	IRS TAXES	0.00	183.00	0.00	202.86	0.00	232.49	250.00
100-1310-52091	TRAVEL, MEETINGS & TRAINING	1,500.00	6,077.27	1,500.00	1,291.62	1,500.00	0.00	750.00
100-1310-52100	EMPLOYEE FUNCTIONS	5,000.00	5,863.57	5,000.00	4,327.12	5,000.00	4,927.02	5,000.00
100-1310-52110	RECRUITMENT & ADVERTISEM...	5,000.00	3,430.51	5,000.00	3,098.00	5,000.00	1,970.00	2,000.00
100-1310-52200	PROFESSIONAL SERVICES/FEES	54,500.00	40,287.58	54,500.00	55,576.88	37,500.00	24,873.16	26,500.00
100-1310-52230	LEASE CONTRACTS	2,000.00	1,100.00	2,000.00	1,100.00	2,000.00	819.44	1,000.00
100-1310-52310	LIABILITY INSURANCE	0.00	0.00	0.00	520.97	0.00	11.84	
	ExpCategory: 52 - Services & Supplies Total:	**70,080.00**	**58,262.57**	**70,080.00**	**66,410.20**	**53,080.00**	**33,291.29**	**37,150.00**
ExpCategory: 57 - Capital Outlay								
100-1310-57100	CAPITAL OUTLAY - COMPUTER	0.00	42.47	0.00	0.00	0.00	0.00	
	ExpCategory: 57 - Capital Outlay Total:	**0.00**	**42.47**	**0.00**	**0.00**	**0.00**	**0.00**	**0.00**
	Department: 1310 - HUMAN RESOURCES Total:	**196,972.00**	**161,241.40**	**187,293.00**	**195,528.02**	**183,193.06**	**167,622.85**	**173,646.00**

FY 2026-27 BUDGET NARRATIVE

Name of Activity: Information Technology

Account # 100-1320

Funding Source: General Fund

Budget Overview

The Information Technology (IT) Department provides the technology infrastructure and support necessary for the City to deliver reliable, secure, and efficient services. The Department is authorized for one full-time IT Manager and one full-time IT Technician, with a portion of personnel costs allocated to the City's Enterprise Funds based on services provided. Due to the City's budget shortfall, the vacant IT Manager position will remain frozen in FY 2026–27.

The Department is responsible for maintaining and supporting the City's network infrastructure, servers, computers, software, telecommunications systems, and other technology resources. IT also provides technical assistance to all City departments through help desk services and plays a critical role in protecting City systems and data through cybersecurity and technology management.

Given the number and complexity of major technology projects currently underway, the City supplements its internal IT capacity with contracted professional IT services. This support has been essential to implementing significant infrastructure and system improvements initiated in FY 2025–26, many of which will continue into FY 2026–27. Contract support will be particularly important while the IT Manager position remains vacant.

Under the direction of the Assistant City Manager, the IT Department also provides technical support for the City's efforts to expand high-speed internet access within the community, including broadband infrastructure planning, coordination with regional partners, and support for grant-funded projects.

FY 2025–26 Budget Accomplishments

- Modernized the City's server infrastructure through the installation of new servers at City Hall, the Police Department, and the Water Reclamation Facility, improving system reliability and supporting future technology needs.
- Launched a new City website, improving public access to City information, programs, services, and online resources.
- Completed the design of upgraded network and IT infrastructure at City Hall to support improved connectivity, reliability, and cybersecurity.

- Implemented TeamViewer for remote IT support, allowing staff to troubleshoot and resolve technology issues more efficiently across City facilities.

Performance Objectives/Projects to Be Delivered in FY 2026–27

- Complete installation of new servers and network cabling at City Hall to improve system performance, reliability, and security.
- Deploy new SCADA servers at the Orchard Lane Park Splash Pad to improve monitoring and operational reliability of the facility.
- Upgrade the City Council meeting broadcast system to improve the quality, reliability, and accessibility of public meeting broadcasts.
- Establish a wireless point-to-point connection at Little League Park to improve internet connectivity and support City and recreational operations at the facility.
- Complete a comprehensive inventory of City software licenses, digital certificates, system credentials, and other critical IT assets to strengthen technology management, cybersecurity, and business continuity.

		2023-2024 Total Budget	2023-2024 Total Activity	2024-2025 Total Budget	2024-2025 Total Activity	2025-2026 Total Budget	2025-2026 YTD Activity	2026-2027 2026-2027
					Defined Budgets			
Department: 1320 - INFORMATION TECHNOLO								
ExpCategory: 51 - Salaries & Benefits								
100-1320-51100	SALARIES	84,709.00	87,611.40	92,382.00	54,891.43	92,975.70	33,294.40	33,880.00
100-1320-51130	OVERTIME	0.00	565.15	0.00	601.10	0.00	3,100.29	
100-1320-51140	CERTIFICATES	0.00	0.00	0.00	412.18	0.00	579.86	
100-1320-51200	FICA	0.00	0.00	0.00	1,502.90	0.00	2,731.00	
100-1320-51203	SOCIAL SECURITY / MEDICARE	6,480.00	6,551.18	7,067.00	2,797.76	7,112.64	0.00	2,592.00
100-1320-51210	PERS-PENSION	16,942.00	11,728.86	18,476.00	9,858.98	18,595.14	9,760.05	6,776.00
100-1320-51220	BENEFITS	0.00	553.86	0.00	280.93	0.00	237.86	
100-1320-51230	INSURANCE-MED,DEN,VISION	7,776.00	7,213.33	7,213.00	3,960.03	7,206.00	3,625.41	3,960.00
100-1320-51267	LTD & AD&D	503.00	0.00	554.00	0.00	581.15	0.00	122.00
100-1320-51300	UNEMPLOYMENT INSURANCE	0.00	0.00	0.00	0.00	0.00	11,700.00	
100-1320-51310	WORKERS COMP	143.00	319.57	143.00	0.00	143.00	0.00	143.00
	ExpCategory: 51 - Salaries & Benefits Total:	**116,553.00**	**114,543.35**	**125,835.00**	**74,305.31**	**126,613.63**	**65,028.87**	**47,473.00**
ExpCategory: 52 - Services & Supplies								
100-1320-52040	OFFICE SUPPLIES	1,000.00	388.96	1,000.00	153.35	1,000.00	839.78	500.00
100-1320-52051	TOOLS & MINOR EQUIPMENT	1,250.00	2,161.01	1,250.00	9,326.62	1,250.00	7,189.40	2,500.00
100-1320-52091	TRAVEL, MEETINGS & TRAINING	2,145.00	1,332.78	2,145.00	731.27	2,145.00	611.11	750.00
100-1320-52115	SUNDRY	0.00	372.13	0.00	0.00	0.00	0.00	
100-1320-52200	PROFESSIONAL SERVICES/FEES	0.00	7,363.37	0.00	81,621.56	0.00	111,866.88	43,200.00
100-1320-52415	CELLULAR PHONE	150.00	1,804.69	150.00	658.70	150.00	1,934.39	2,000.00
100-1320-52520	MAINTENANCE AGREEMENTS	21,150.00	58,890.31	21,150.00	113,626.20	75,000.00	98,417.96	75,000.00
	ExpCategory: 52 - Services & Supplies Total:	**25,695.00**	**72,313.25**	**25,695.00**	**206,117.70**	**79,545.00**	**220,859.52**	**123,950.00**
ExpCategory: 57 - Capital Outlay								
100-1320-57100	CAPITAL OUTLAY - COMPUTER	45,500.00	18,987.38	35,500.00	50,110.81	72,500.00	12,123.23	10,000.00
	ExpCategory: 57 - Capital Outlay Total:	**45,500.00**	**18,987.38**	**35,500.00**	**50,110.81**	**72,500.00**	**12,123.23**	**10,000.00**
	Department: 1320 - INFORMATION TECHNOLO Total:	**187,748.00**	**205,843.98**	**187,030.00**	**330,533.82**	**278,658.63**	**298,011.62**	**181,423.00**

FY 2026-27 BUDGET NARRATIVE

Name of Activity: Finance Department

Account #100-1300

Funding Source: General Fund

Budget Overview

The total budget for the Finance Department for FY 2026–27 is **$111,164**. The Department is staffed by a Management Analyst, and two Customer Service Utility Billing Technicians, with portions of personnel costs allocated to other City funds. The Assistant City Manager also serves as the City Finance Director.

The Finance Department is charged with safeguarding City assets and maintaining accurate financial records in compliance with Generally Accepted Accounting Principles (GAAP). Responsibilities include the accounting of all City funds, including grant funds, and oversight of the annual audit conducted by independent auditors, in accordance with California State law.

FY 2025-26 Budget Accomplishments

- Generated more than **$2 million** in interest earnings across City funds, strengthening the City's financial position.
- Completed the Tyler Payments rollout, enabling online payments for business licenses, utility bills, and accounts receivable through the City's website while eliminating credit card fees and processing limits for utility payments.

Performance Objectives/Projects to be Delivered in FY 2026-27

- Complete a comprehensive Water and Sewer Rate Study and establish rates for the next five years.
- Oversee a Fees for Services Study to support full cost recovery for City services.
- Deliver quarterly financial reports to City Council.
- Continue staff training on the Incode 10 financial system to improve functionality and efficiency.
- Develop a grant tracking system to monitor reporting compliance, revenues, expenditures, and eligible City administrative time charged to grants.
- Complete the annual financial audit by November to meet State deadlines.

		2023-2024 Total Budget	2023-2024 Total Activity	2024-2025 Total Budget	2024-2025 Total Activity	2025-2026 Total Budget	2025-2026 YTD Activity	2026-2027 2026-2027
					Defined Budgets			
Department: 1300 - FINANCE DEPARTMENT								
ExpCategory: 51 - Salaries & Benefits								
100-1300-51100	SALARIES	40,643.00	39,866.06	46,583.00	50,751.78	49,277.49	48,751.66	51,767.00
100-1300-51130	OVERTIME	0.00	117.67	0.00	104.84	0.00	117.11	
100-1300-51140	CERTIFICATES	144.00	141.96	144.00	144.59	144.00	97.63	144.00
100-1300-51165	WORKERS COMP	298.00	665.94	298.00	66.90	0.00	0.00	
100-1300-51200	SOCIAL SECURITY / MEDICARE	3,120.00	2,795.35	3,575.00	3,721.69	3,780.74	3,536.80	3,971.00
100-1300-51210	PERS-PENSION	8,157.00	5,422.75	9,345.00	7,238.05	9,884.30	7,605.51	10,382.00
100-1300-51220	BENEFITS	0.00	281.42	0.00	353.33	0.00	555.95	
100-1300-51230	INSURANCE-MED,DEN,VISION	10,021.00	6,674.52	5,594.00	6,155.24	5,628.00	6,011.11	6,166.00
100-1300-51265	LTD & AD&D	298.00	0.00	314.00	0.00	335.24	0.00	205.00
100-1300-51310	WORKERS COMP (NON TAX)	0.00	0.00	0.00	368.81	469.00	461.68	469.00
	ExpCategory: 51 - Salaries & Benefits Total:	**62,681.00**	**55,965.67**	**65,853.00**	**68,905.23**	**69,518.77**	**67,137.45**	**73,104.00**
ExpCategory: 52 - Services & Supplies								
100-1300-52010	MEMBERSHIP DUES	110.00	0.00	110.00	0.00	110.00	100.00	110.00
100-1300-52040	OFFICE SUPPLIES	1,600.00	3,348.31	1,600.00	2,793.13	1,600.00	3,057.72	1,600.00
100-1300-52067	BANK FEES	15,000.00	20,221.99	15,000.00	19,216.70	15,000.00	17,943.22	2,500.00
100-1300-52091	TRAVEL, MEETINGS & TRAINING	0.00	0.00	0.00	91.35	0.00	0.00	
100-1300-52200	PROFESSIONAL SERVICES/FEES	45,000.00	41,192.35	52,000.00	40,620.28	52,000.00	32,854.65	9,350.00
100-1300-52225	AUDITING SERVICES	20,500.00	24,012.00	20,500.00	22,750.00	20,500.00	0.00	24,500.00
	ExpCategory: 52 - Services & Supplies Total:	**82,210.00**	**88,774.65**	**89,210.00**	**85,471.46**	**89,210.00**	**53,955.59**	**38,060.00**
ExpCategory: 57 - Capital Outlay								
100-1300-57100	CAPITAL OUTLAY - COMPUTER	0.00	205.55	0.00	0.00	0.00	5,107.00	
	ExpCategory: 57 - Capital Outlay Total:	**0.00**	**205.55**	**0.00**	**0.00**	**0.00**	**5,107.00**	**0.00**
	Department: 1300 - FINANCE DEPARTMENT Total:	**144,891.00**	**144,945.87**	**155,063.00**	**154,376.69**	**158,728.77**	**126,200.04**	**111,164.00**

FY 2026-27 BUDGET NARRATIVE

Name of Activity: Police Department

Account #100-1400 and 100-3100

Funding Source: General Fund and Measure Y

Budget Overview

The total budget for the Soledad Police Department in FY 2026–27 is **$6,371,149**, consisting of **$4,975,704 from the General Fund** and **$1,395,445 from the Measure Y Fund**. In addition, the Department's Community Safety Officer position, which provides code enforcement and animal services, is funded 50% through Measure S under account 100-5620.

The Department is authorized for **20 sworn officers**, including the Police Chief, Deputy Chief, and Lieutenant. Civilian staff provide essential administrative records, community safety, and public service support. State mandates and reduced support from the Monterey County Sheriff's Office have increased the administrative responsibilities handled directly by Police Department staff.

A significant portion of the Department's budget supports essential contracted services. Monterey County emergency dispatch services, a critical component of the City's 24-hour public safety operations, are projected to cost nearly $500,000 in FY 2026–27. The Department also contracts for animal sheltering services through the SPCA, which cost approximately **$102,000** in the prior fiscal year.

Like households and businesses throughout the community, the Police Department continues to experience rising costs for fuel, equipment, contracted services, technology, and essential supplies. These cost increases, combined with the failure of Measure A and the City's resulting General Fund shortfall, have required expenditure reductions across City operations.

Because the Police Department represents the largest departmental expenditure within the General Fund, reductions were necessary as part of the City's efforts to balance the budget. For FY 2026–27, the City has frozen one full-time Police Officer position and one Community Safety Officer position and reduced part-time administrative support. These reductions are intended to help address the immediate fiscal shortfall while preserving core public safety services. If the City's financial condition improves or additional ongoing funding becomes available, restoring the frozen Police Officer position should be a priority.

FY 2025-26 Budget Accomplishments

- Expanded social media outreach to provide proactive public education on domestic violence prevention, school safety, and traffic safety.
- Organized the City's largest-ever National Night Out, strengthening community engagement and building positive relationships between residents, neighborhoods, and law enforcement.
- Strengthened cross-departmental code enforcement efforts to address dangerous and nuisance properties and supported the removal of the Salinas River encampment, including the cleanup and disposal of approximately 380 tons of trash and debris.
- Coordinated with Monterey County Environmental Health to strengthen enforcement efforts of unpermitted food vendors and address associated health and safety concerns.
- Partnered with Soledad Unified School District through the School Safety Committee to conduct school-site safety assessments and advance emergency preparedness planning for active-shooter situations and other critical incidents.
- Replaced outdated ballistic vests and protective helmets with updated safety equipment using available MBASIA safety funding.
- Strengthened Police Department recruitment and hiring practices by implementing standardized testing and selection processes for recruitment and promotional opportunities, resulting in the recruitment and hiring of two lateral police officers.

Performance Objectives/Projects to be Delivered in FY 2026-27

- Strengthen community policing and engagement through regular neighborhood patrols and informal community events such as "Coffee with a Cop."
- Increase domestic violence awareness and victim support by partnering with health and social service organizations to expand education and access to available resources.
- Engage local youth and build trust by partnering with the Youth Council to develop social media campaigns focused on violence prevention, substance use, traffic safety, and other issues affecting young people.
- Improve code enforcement effectiveness by working with the Community Development Department to identify and recommend Municipal Code amendments that strengthen the City's ability to address unsafe and nuisance properties.
- Evaluate opportunities to re-establish the Police Explorer Program or similar programming to provide local youth with mentorship, leadership development, and exposure to careers in law enforcement and public safety.
- Expand public safety education for seniors by partnering with senior service providers to offer workshops on scam and fraud prevention, digital safety, and personal safety.
- Support officer wellness and resilience by expanding access to wellness resources, peer support, and mental health services.
- Pursue state, federal, and private grant funding to enhance Police Department resources and modernize technology, including camera systems and other tools that improve operational efficiency, officer safety, and investigative capabilities.

		Defined Budgets						
		2023-2024 Total Budget	2023-2024 Total Activity	2024-2025 Total Budget	2024-2025 Total Activity	2025-2026 Total Budget	2025-2026 YTD Activity	2026-2027 2026-2027
Department: 1400 - POLICE DEPARTMENT								
ExpCategory: 51 - Salaries & Benefits								
100-1400-51100	SALARIES	2,131,051.00	1,747,202.72	2,152,992.00	1,662,509.89	2,295,998.84	2,026,502.67	2,387,279.00
100-1400-51130	OVERTIME	100,000.00	252,350.83	100,000.00	294,330.57	100,000.00	214,076.30	75,000.00
100-1400-51140	CERTIFICATES	17,809.00	13,019.33	5,047.00	25,535.98	11,642.14	36,630.18	29,573.00
100-1400-51155	UNIFORM MAINTENANCE	13,020.00	10,257.00	17,514.00	12,556.27	17,557.91	16,239.09	17,513.00
100-1400-51160	SALARY - 4850 PAY	0.00	5,862.10	0.00	2,497.39	0.00	502.20	
100-1400-51200	SOCIAL SECURITY / MEDICARE	175,081.00	144,638.03	174,080.00	211,575.50	183,615.21	216,535.91	188,795.00
100-1400-51210	PERS-PENSION	494,976.00	390,029.63	499,085.00	372,843.98	527,014.32	417,350.98	534,793.00
100-1400-51220	BENEFITS	0.00	12,685.45	0.00	15,429.60	0.00	26,069.34	
100-1400-51230	INSURANCE-MED,DEN,VISION	296,199.00	174,378.58	237,568.00	194,006.17	238,863.00	192,638.59	232,950.00
100-1400-51265	LTD & AD&D	11,828.00	0.00	12,859.00	0.00	13,417.55	0.00	5,952.00
100-1400-51267	LTD/AD&D	0.00	0.00	0.00	0.00	0.00	-4,189.64	
100-1400-51300	UNEMPLOYMENT INSURANCE	0.00	0.00	0.00	9,961.05	0.00	1,794.62	
100-1400-51310	WORKERS COMP	290,396.00	65,691.46	290,396.00	344,703.30	411,168.00	404,845.80	411,168.00
	ExpCategory: 51 - Salaries & Benefits Total:	**3,530,360.00**	**2,816,115.13**	**3,489,541.00**	**3,145,949.70**	**3,799,276.97**	**3,548,996.04**	**3,883,023.00**
ExpCategory: 52 - Services & Supplies								
100-1400-52010	MEMBERSHIP DUES	4,000.00	2,105.00	4,000.00	3,005.69	4,000.00	1,055.00	2,000.00
100-1400-52015	SUBSCRIPTIONS	8,000.00	8,847.38	8,000.00	2,890.23	8,000.00	15,343.58	8,000.00
100-1400-52040	OFFICE SUPPLIES	13,500.00	8,073.49	13,500.00	9,874.92	9,000.00	8,371.86	8,000.00
100-1400-52042	POSTAGE, SHIPPING & FREIGHT	0.00	25.00	0.00	521.80	0.00	569.23	500.00
100-1400-52043	AMMUNITION/WEAPON SUPPL...	8,500.00	27,282.84	30,000.00	12,593.49	30,000.00	43,315.11	25,000.00
100-1400-52048	UNIFORM PURCHASE	25,000.00	35,255.04	15,000.00	33,696.49	15,000.00	34,572.45	15,000.00
100-1400-52050	PROPERTY EVIDENCE ROOM M...	22,000.00	15,074.86	22,000.00	20,346.93	20,000.00	18,579.39	20,000.00
100-1400-52051	TOOLS & MINOR EQUIPMENT	6,000.00	9,482.21	6,000.00	6,857.41	6,000.00	1,844.25	3,000.00
100-1400-52052	SAFETY EQUIPMENT	500.00	0.00	500.00	1,062.80	500.00	54.52	500.00
100-1400-52065	911 DISPATCH FEES	555,000.00	407,553.13	460,742.00	459,332.00	485,016.00	474,343.00	489,856.00
100-1400-52070	FOOD SERVICES	2,000.00	3,237.40	2,000.00	3,214.65	2,000.00	4,095.80	2,500.00
100-1400-52080	FLEET SERVICES	65,000.00	114,090.11	65,000.00	92,066.99	65,000.00	66,445.61	65,000.00
100-1400-52085	FUEL	85,000.00	72,738.87	85,000.00	74,436.10	85,000.00	91,966.64	90,000.00
100-1400-52091	TRAVEL, MEETINGS & TRAINING	40,000.00	90,090.43	50,000.00	87,645.03	50,000.00	57,524.01	35,000.00

		2023-2024 Total Budget	2023-2024 Total Activity	2024-2025 Total Budget	2024-2025 Total Activity	2025-2026 Total Budget	2025-2026 YTD Activity	2026-2027 2026-2027
						Defined Budgets		
100-1400-52111	RECRUITMENT & ADVERTISEM…	0.00	0.00	0.00	0.00	0.00	1,878.33	2,000.00
100-1400-52115	SUNDRY	1,000.00	8,530.00	5,000.00	177.23	0.00	274.03	500.00
100-1400-52135	CRIME PREVENTION	10,000.00	2,774.46	10,000.00	4,399.71	5,000.00	2,258.90	4,000.00
100-1400-52200	PROFESSIONAL SERVICES/FEES	43,000.00	71,266.36	55,000.00	75,335.80	45,000.00	50,090.66	45,000.00
100-1400-52230	LEASE CONTRACTS	3,000.00	2,169.47	3,000.00	13,481.94	3,000.00	2,690.16	3,000.00
100-1400-52310	LIABILITY INSURANCE	0.00	0.00	0.00	9,360.76	0.00	320.57	275.00
100-1400-52400	UTILITIES	9,000.00	14,126.54	9,000.00	16,375.26	9,000.00	14,120.31	14,000.00
100-1400-52410	TELEPHONE/DATA/PAGER	7,000.00	13,017.93	10,000.00	20,403.10	10,000.00	29,841.00	30,000.00
100-1400-52415	CELLULAR PHONE	800.00	2,581.00	800.00	6,561.73	800.00	4,777.73	5,000.00
100-1400-52518	FACILITIES EXPENSE	20,000.00	70,482.17	20,000.00	59,736.15	20,000.00	43,471.35	20,000.00
100-1400-52520	MAINTENANCE AGREEMENTS	97,000.00	197,367.74	97,000.00	201,529.65	143,550.00	150,481.29	143,550.00
100-1400-52525	REPAIRS & MAINTENANCE SUP…	1,000.00	1,325.94	1,000.00	4,943.78	1,000.00	1,529.74	1,000.00
	ExpCategory: 52 - Services & Supplies Total:	**1,026,300.00**	**1,177,497.37**	**972,542.00**	**1,219,849.64**	**1,016,866.00**	**1,119,814.52**	**1,032,681.00**
ExpCategory: 57 - Capital Outlay								
100-1400-57000	CAPITAL OUTLAY - IMPROVEM…	0.00	0.00	0.00	0.00	0.00	0.00	60,000.00
100-1400-57100	CAPITAL OUTLAY - COMPUTER	0.00	41,770.27	0.00	24,998.16	0.00	21,770.33	
100-1400-57200	CAPITAL OUTLAY - EQUIPMENT	0.00	0.00	0.00	0.00	10,000.00	0.00	
	ExpCategory: 57 - Capital Outlay Total:	**0.00**	**41,770.27**	**0.00**	**24,998.16**	**10,000.00**	**21,770.33**	**60,000.00**
	Department: 1400 - POLICE DEPARTMENT Total:	**4,556,660.00**	**4,035,382.77**	**4,462,083.00**	**4,390,797.50**	**4,826,142.97**	**4,690,580.89**	**4,975,704.00**

FY 2026-27 BUDGET NARRATIVE

Name of Activity: Fire Department

Account # 100-1450 and 431-0000

Funding Source:

Budget Overview

The City of Soledad has contracted with CAL FIRE since January 2012 to provide professional fire and emergency response services to the City and the Mission-Soledad Fire Protection District through the Soledad Fire Department (SFD). Operating from a single fire station, Station 37, SFD serves approximately 34,000 residents across a 97-square-mile response area.

Under the agreement, CAL FIRE provides fully trained personnel to deliver 24-hour fire suppression, emergency medical response, rescue, and other emergency services. The estimated FY 2026–27 CAL FIRE contract cost is $3,046,207, representing an approximately 7% increase over the prior year.

A significant portion of the increased cost reflects the City's continued progress toward improved staffing levels. The FY 2026–27 contract provides for nine total station personnel, strengthening daily staffing and improving the Department's ability to respond safely and effectively to emergencies. The base CAL FIRE contract is budgeted in account 100-1450-52200, with the additional staffing cost funded through Measure Y account 100-3200-52051.

In a separate fund, the City receives a portion of a countywide special tax dedicated to emergency medical services and communications equipment. The proposed FY 2026–27 allocation of $45,000 will be used to replace aging medical and radio equipment necessary for emergency response.

The budget also provides funding for the scheduled replacement of personal protective equipment (PPE) to ensure firefighters have appropriate safety equipment and that the Department continues to meet applicable operational and regulatory standards.

FY 2025-26 Budget Accomplishments

- Submitted a SAFER grant application to support firefighter staffing and an Assistance to Firefighters Grant (AFG) application to replace aging fire hose and improve operational readiness.
- Enhanced emergency response capacity by adding two personnel, bringing the Department closer to national fire service staffing standards and improving operational readiness.

- Expanded aerial apparatus capabilities by training six personnel in aerial apparatus operations, meeting state requirements and ensuring adequate staffing of qualified operators for the City's ladder truck.
- Improved emergency medical response capabilities by using countywide special tax funding to purchase additional medical equipment for all fire apparatus, increasing the availability of critical equipment during emergency responses.
- Guided the development of the new Fire Apparatus Bay, coordinating with City departments and the construction team.
- Oversaw the City's participation in the Insurance Services Office (ISO) rating review and coordinated the Community Development and Public Works Departments in completing required assessments, documentation, and interviews.
- Expanded access to overdose prevention resources by supporting the installation of a Narcan distribution kiosk at the Fire Station, providing convenient community access to this life-saving resource.

Performance Objectives/Projects to be Delivered in FY 2026-27

- Update the City's Emergency Operations Plan (EOP) and Continuity of Operations protocols to reflect evolving hazards, organizational changes, lessons learned, and current emergency management best practices.
- Strengthen fire prevention and hazard abatement efforts by increasing inspection and prevention activities and coordinating with Code Enforcement and Community Development to identify and address dangerous properties.
- Review and update mutual aid agreements with neighboring jurisdictions to strengthen regional emergency response coordination while ensuring adequate resources remain available to protect the Soledad community.
- Launch a citywide fireworks safety education campaign emphasizing fire prevention, injury prevention, and the environmental and legal consequences associated with illegal fireworks.
- Pursue state and federal grant funding to replace aging equipment and personal protective equipment (PPE).
- Evaluate sustainable funding options for fire and emergency services to address rising service costs and support adequate staffing, equipment replacement, and long-term operational needs.

		Defined Budgets						
		2023-2024 Total Budget	2023-2024 Total Activity	2024-2025 Total Budget	2024-2025 Total Activity	2025-2026 Total Budget	2025-2026 YTD Activity	2026-2027 2026-2027
Department: 1450 - FIRE DEPARTMENT								
ExpCategory: 52 - Services & Supplies								
100-1450-52040	OFFICE SUPPLIES	1,500.00	1,444.50	1,500.00	1,577.47	1,500.00	2,320.59	1,500.00
100-1450-52041	OPERATIONAL SUPPLIES	4,000.00	3,744.55	4,000.00	8,453.00	4,000.00	7,832.55	4,000.00
100-1450-52042	POSTAGE, SHIPPING & FREIGHT	0.00	82.65	0.00	0.00	0.00	0.00	
100-1450-52045	FIRE PREVENTION	5,000.00	1,304.60	5,000.00	4,833.52	2,000.00	2,062.41	2,000.00
100-1450-52051	TOOLS & MINOR EQUIPMENT	3,500.00	2,272.66	3,500.00	9,751.50	6,500.00	5,946.37	6,500.00
100-1450-52080	FLEET SERVICES	0.00	60.00	0.00	180.00	70,000.00	69,348.71	70,000.00
100-1450-52085	FUEL	11,500.00	13,643.92	11,500.00	15,681.25	11,500.00	19,513.39	15,000.00
100-1450-52091	TRAVEL, MEETINGS & TRAINING	500.00	239.56	500.00	323.75	500.00	113.61	250.00
100-1450-52200	PROFESSIONAL SERVICES/FEES	1,100,000.00	1,204,217.97	1,272,989.00	719,239.74	1,612,348.00	802,228.90	2,037,932.00
100-1450-52400	UTILITIES	15,000.00	18,731.74	14,000.00	21,335.63	18,000.00	32,772.60	33,000.00
100-1450-52410	TELEPHONE/DATA/PAGER	1,300.00	2,046.06	1,300.00	2,478.38	1,300.00	1,548.86	1,500.00
100-1450-52518	FACILITIES EXPENSE	12,000.00	48,357.28	12,000.00	20,245.21	12,000.00	9,882.80	10,000.00
100-1450-52520	MAINTENANCE AGREEMENTS	4,000.00	2,256.98	4,000.00	3,565.87	4,000.00	10,613.86	7,500.00
100-1450-52525	REPAIRS & MAINTENANCE SUP...	5,000.00	5,494.63	5,000.00	5,068.11	5,000.00	6,322.73	5,000.00
	ExpCategory: 52 - Services & Supplies Total:	**1,163,300.00**	**1,303,897.10**	**1,335,289.00**	**812,733.43**	**1,748,648.00**	**970,507.38**	**2,194,182.00**
ExpCategory: 57 - Capital Outlay								
100-1450-57000	CAPITAL OUTLAY - IMPROVEM...	0.00	51,884.49	0.00	449,993.48	0.00	0.00	
100-1450-57100	CAPITAL OUTLAY - COMPUTER	0.00	429.00	0.00	0.00	0.00	0.00	
	ExpCategory: 57 - Capital Outlay Total:	**0.00**	**52,313.49**	**0.00**	**449,993.48**	**0.00**	**0.00**	**0.00**
	Department: 1450 - FIRE DEPARTMENT Total:	**1,163,300.00**	**1,356,210.59**	**1,335,289.00**	**1,262,726.91**	**1,748,648.00**	**970,507.38**	**2,194,182.00**

FY 2026-27 BUDGET NARRATIVE

Name of Activity: Public Works Administration

Account #100-1500

Funding Source: General Fund

Budget Overview

Public Works Administration expenses support the overall management, coordination, and administration of the City's Public Works Department. This budget includes a portion of personnel and related costs allocated across multiple funds and divisions for the Public Works Director, Public Works Manager, Management Analyst, engineering staff, and Executive Assistant. Together, these positions provide department-wide leadership, financial oversight, engineering review, contract administration, and administrative support for all Public Works operations, which include 38 positions across multiple divisions. These functions help ensure that maintenance and operations, capital improvement projects, development engineering reviews, and regulatory responsibilities are managed efficiently, remain fiscally accountable, and align with City Council goals and adopted policies.

FY 25-26 Budget Accomplishments

- Supported development of the City's five-year Capital Improvement Program for FY 2026-27 through FY 2030-31, establishing a strategic framework for infrastructure investment, project prioritization, and long-term asset management.
- Supported completion of the Front Street Maintenance Project, improving roadway conditions, repairing damaged sidewalks, and enhancing the pedestrian environment with decorative crosswalk improvements.
- Oversaw reconstruction of critical sewer infrastructure along Main Street to improve system reliability and support long-term service needs.
- Managed construction of the Vehicle Storage Building at the Water Reclamation Facility to support operational efficiency and protect City equipment.
- Coordinated adoption of Soledad's Vision Zero Plan and submission of a Safe Streets and Roads for All grant application to the U.S. Department of Transportation.
- Advanced the West Street Complete Street Project through the bid phase and consultant selection process.

- Implemented targeted safety improvements near Soledad High School, including rapid flashing beacons, enhanced crosswalk striping, and curb modifications to improve pedestrian visibility and traffic safety.

Performance Objectives/Projects to be Delivered in FY 26-27

- Complete a comprehensive Water System Facilities Reliability and Condition Assessment to prioritize key capital improvement projects and support the long-term sustainability of the City's water utility service.
- Guide the design and manage the construction of an electric vehicle charging station at the Community Center.
- Support development of an updated utility rate study to evaluate cost recovery, fund capital needs, and ensure the long-term financial sustainability of the City's utility systems.
- Pursue state and federal funding opportunities for critical water, sewer, storm drain, facility, and transportation infrastructure projects.
- Oversee development and implementation of the West Street Complete Streets Project.
- Deliver quick-build traffic safety projects that improve conditions for pedestrians and bicyclists.
- Improve coordination with Planning to expedite engineering review of critical economic development and housing projects.

		2023-2024 Total Budget	2023-2024 Total Activity	2024-2025 Total Budget	2024-2025 Total Activity	2025-2026 Total Budget	2025-2026 YTD Activity	2026-2027 2026-2027
					Defined Budgets			
Department: 1500 - PUBLIC WORKS ADMIN								
ExpCategory: 51 - Salaries & Benefits								
100-1500-51100	SALARIES	117,380.00	100,241.81	186,939.00	121,193.32	191,679.02	265,482.00	202,211.00
100-1500-51130	OVERTIME	1,000.00	1,678.95	1,300.00	2,579.62	1,300.00	712.35	1,300.00
100-1500-51140	CERTIFICATES	2,245.00	2,375.58	2,847.00	2,757.41	3,165.25	3,219.92	3,254.00
100-1500-51155	UNIFORM MAINTENANCE	0.00	0.00	133.00	73.75	787.84	108.87	133.00
100-1500-51200	SOCIAL SECURITY / MEDICARE	9,244.00	7,327.28	14,628.00	9,159.24	15,065.31	19,220.12	15,828.00
100-1500-51210	PERS-PENSION	23,967.00	16,807.15	37,984.00	25,346.64	39,126.43	39,843.12	41,120.00
100-1500-51220	BENEFITS	0.00	578.40	0.00	733.15	0.00	2,270.10	
100-1500-51230	INSURANCE-MED,DEN,VISION	15,588.00	11,760.97	21,430.00	15,136.15	20,740.00	30,469.97	22,815.00
100-1500-51267	LTD & AD&D	408.00	0.00	1,097.00	0.00	1,185.63	0.00	545.00
100-1500-51300	UNEMPLOYMENT INSURANCE	0.00	956.00	0.00	4,566.27	0.00	3.74	
100-1500-51310	WORKERS COMP	433.00	967.63	433.00	785.60	433.00	17.86	433.00
	ExpCategory: 51 - Salaries & Benefits Total:	**170,265.00**	**142,693.77**	**266,791.00**	**182,331.15**	**273,482.48**	**361,348.05**	**287,639.00**
ExpCategory: 52 - Services & Supplies								
100-1500-52040	OFFICE SUPPLIES	500.00	105.25	500.00	608.56	500.00	654.80	500.00
100-1500-52051	TOOLS & MINOR EQUIPMENT	1,000.00	2,430.89	500.00	2,050.25	500.00	789.45	500.00
100-1500-52085	FUEL	0.00	65.52	0.00	0.00	0.00	0.00	
100-1500-52091	TRAVEL, MEETINGS & TRAINING	8,000.00	838.88	8,000.00	1,078.14	4,000.00	749.59	1,500.00
100-1500-52200	PROFESSIONAL SERVICES/FEES	0.00	8,948.54	0.00	4,207.02	0.00	0.00	
100-1500-52310	LIABILITY INSURANCE	0.00	0.00	0.00	307.12	0.00	451.44	400.00
100-1500-52415	CELLULAR PHONE	0.00	0.00	0.00	456.36	0.00	425.86	500.00
100-1500-52518	FACILITIES EXPENSE	0.00	128.51	500.00	4,080.41	500.00	619.92	500.00
100-1500-52520	MAINTENANCE AGREEMENTS	0.00	4.03	0.00	269.20	0.00	128.74	
100-1500-52525	REPAIRS & MAINTENANCE SUP...	1,000.00	38.87	1,000.00	1,510.77	1,000.00	208.20	1,000.00
	ExpCategory: 52 - Services & Supplies Total:	**10,500.00**	**12,560.49**	**10,500.00**	**14,567.83**	**6,500.00**	**4,028.00**	**4,900.00**
ExpCategory: 57 - Capital Outlay								
100-1500-57100	CAPITAL OUTLAY - COMPUTER	0.00	14,381.10	0.00	8,954.00	0.00	3,299.81	
	ExpCategory: 57 - Capital Outlay Total:	**0.00**	**14,381.10**	**0.00**	**8,954.00**	**0.00**	**3,299.81**	**0.00**
	Department: 1500 - PUBLIC WORKS ADMIN Total:	**180,765.00**	**169,635.36**	**277,291.00**	**205,852.98**	**279,982.48**	**368,675.86**	**292,539.00**

FY 2026-27 BUDGET NARRATIVE

Name of Activity: Parks

Account #100-2100

Funding Source: General Fund and Measure S

Budget Overview

The Public Works Parks and Facility Maintenance budget supports the ongoing maintenance and minor improvements of City parks, restrooms, ball fields, and public green spaces to ensure safe, clean, and well-maintained recreational facilities for the community. These services are funded through the General Fund, with field crew and supervisory staff costs allocated across multiple divisions based on service levels. The General Fund share is reflected in this budget unit. For parks located within Assessment Districts, staff time is charged to the appropriate district, with reimbursements recorded as revenue to ensure fair and transparent cost recovery.

In addition to park maintenance, this division provides landscape and facility maintenance for major City-owned properties, including the Corporation Yard, City Hall, Police Department, Gateway Center, Soledad Community Center, Los Coches Adobe, and the closed landfill site. These services support efficient operations and consistent service delivery across City departments.

Parks Maintained by Public Works Staff:

- *Cesar Chavez Park* – 0.5 acres + adjacent 0.5-acre parcel
- *Bill Ramus Park* – 0.45 acres
- *Ramirez Park* – 1.25 acres
- *Lum Memorial Park* – 2.64 acres
- *Chester Aaroe (Little League) Park* – 2.9 acres, including restrooms
- *Jesse Gallardo Park* – 4.0 acres
- *Veterans Park* – 4.0 acres, including restrooms
- *Blas Santana Park* – 4.23 acres, including restrooms
- *Vosti Park* – 6.44 acres, including restrooms
- *Gabilan Pond Park (future park site)*- 3.8 acres
- *Los Coches Adobe Site* (Richardson) – 10.33 acres
- *Soledad Landfill* – 139.74 acres
- *Landscape Areas* – Along Front Street, West Street, and Gabilan Drive

FY 2025-26 Budget Accomplishments

- Replaced playground mulch at Little League Park and Joe O. Ledesma Park to maintain safe play areas and reduce injury risks for park users.
- Performed routine landscape maintenance and park upkeep across all Public Works-maintained parks, supporting neighborhood quality of life and consistent service levels citywide.
- Provided ongoing restroom cleaning and facility maintenance at park locations to support public health, safety, and user satisfaction.
- Coordinated park maintenance activities with Public Works divisions and community partners to support special events, recreational programming, and seasonal service demands.

Performance Objectives/Projects to be Delivered in FY 2026-27

- Provide ongoing maintenance of City parks, landscaped areas, and facilities to ensure safe, clean, attractive, and well-maintained public spaces for residents and visitors.
- Partner with Parks and Recreation staff to develop and implement a plan to extend public restroom hours while ensuring adequate cleaning, servicing, and trash removal to improve public health, safety, and the overall park experience.
- Support park capital improvement projects and facility upgrades through coordination with the Parks and Recreation Director, engineering staff, contractors, and other Public Works divisions.
- Coordinate park maintenance activities to support community events, recreational programming, athletic activities, and seasonal service demands.
- Collaborate with the Community Engagement Division to increase public awareness of how to report graffiti, vandalism, and maintenance concerns and encourage community involvement in keeping parks clean and safe.
- Support improvements at Chester Aaroe (Little League) Park and Vosti Park to address growing community use and expand opportunities for youth sports and recreational programming.
- Coordinate with the Monterey Bay Conservation Corps to trim and plant trees and landscaping and conduct other community beautification efforts through the Caltrans Clean California Employment Pathways Grant.

		Defined Budgets						
		2023-2024 Total Budget	2023-2024 Total Activity	2024-2025 Total Budget	2024-2025 Total Activity	2025-2026 Total Budget	2025-2026 YTD Activity	2026-2027 2026-2027
Department: 2000 - MEAS. S - ADMIN.								
ExpCategory: 52 - Services & Supplies								
100-2000-52200	PROFESSIONAL SERVICES/FEES	11,560.00	8,870.00	11,960.00	10,115.46	12,000.00	7,680.00	12,140.00
	ExpCategory: 52 - Services & Supplies Total:	**11,560.00**	**8,870.00**	**11,960.00**	**10,115.46**	**12,000.00**	**7,680.00**	**12,140.00**
	Department: 2000 - MEAS. S - ADMIN. Total:	**11,560.00**	**8,870.00**	**11,960.00**	**10,115.46**	**12,000.00**	**7,680.00**	**12,140.00**

		Defined Budgets						
		2023-2024 Total Budget	2023-2024 Total Activity	2024-2025 Total Budget	2024-2025 Total Activity	2025-2026 Total Budget	2025-2026 YTD Activity	2026-2027 2026-2027
Department: 2100 - PW-PARKS								
ExpCategory: 51 - Salaries & Benefits								
100-2100-51100	SALARIES	368,817.00	341,929.22	413,454.00	385,783.64	389,095.08	330,932.26	351,364.00
100-2100-51130	OVERTIME	4,000.00	2,897.01	4,000.00	3,629.76	4,000.00	5,245.42	4,000.00
100-2100-51140	CERTIFICATES	1,663.00	2,544.22	3,193.00	2,740.47	1,061.91	2,148.92	1,062.00
100-2100-51145	ON CALL	0.00	0.00	7,300.00	0.00	7,300.00	0.00	7,300.00
100-2100-51155	UNIFORM MAINTENANCE	60.00	4,950.66	0.00	1,194.39	0.00	0.00	
100-2100-51160	SALARY - 4850 PAY	0.00	0.00	0.00	7,229.71	0.00	0.00	
100-2100-51200	SOCIAL SECURITY / MEDICARE	29,281.00	25,687.90	32,738.00	28,284.89	30,711.46	23,227.26	27,825.00
100-2100-51210	PERS-PENSION	75,752.00	50,788.38	84,790.00	63,209.69	76,053.52	57,460.39	64,636.00
100-2100-51220	BENEFITS	0.00	10,783.86	0.00	6,979.10	0.00	2,287.60	
100-2100-51230	INSURANCE-MED,DEN,VISION	64,046.00	44,501.69	61,204.00	60,669.62	61,981.00	56,663.72	62,240.00
100-2100-51265	LTD & AD&D	2,316.00	0.00	2,650.00	0.00	2,519.00	0.00	1,586.00
100-2100-51300	UNEMPLOYMENT INSURANCE	0.00	0.00	0.00	13,453.88	0.00	7.57	
100-2100-51310	WORKERS COMP	3,605.00	8,056.12	3,605.00	23,360.87	35,895.00	23,126.96	35,895.00
	ExpCategory: 51 - Salaries & Benefits Total:	**549,540.00**	**492,139.06**	**612,934.00**	**596,536.02**	**608,616.97**	**501,100.10**	**555,908.00**
ExpCategory: 52 - Services & Supplies								
100-2100-52010	MEMBERSHIP DUES	150.00	625.00	100.00	325.00	100.00	315.00	315.00
100-2100-52040	OFFICE SUPPLIES	500.00	165.94	500.00	1,052.99	500.00	510.72	500.00
100-2100-52044	CHEMICAL	7,500.00	10,199.78	7,500.00	1,144.08	7,500.00	6,128.71	7,500.00
100-2100-52048	UNIFORM PURCHASE	1,200.00	590.58	1,200.00	1,335.58	1,200.00	1,005.09	1,200.00
100-2100-52051	TOOLS & MINOR EQUIPMENT	2,000.00	4,442.54	2,000.00	2,889.36	2,000.00	4,632.99	2,500.00
100-2100-52052	SAFETY EQUIPMENT	5,000.00	6,034.81	5,000.00	3,708.52	5,000.00	3,733.10	5,000.00
100-2100-52066	AGENCY FEES	5,500.00	4,782.27	5,500.00	8,959.52	5,500.00	4,475.86	5,500.00
100-2100-52080	FLEET SERVICES	18,500.00	31,633.54	28,500.00	17,122.67	28,500.00	16,563.05	17,000.00
100-2100-52085	FUEL	6,000.00	6,750.23	6,000.00	15,426.27	6,000.00	16,119.04	15,000.00
100-2100-52090	TRAINING - SAFETY	2,500.00	0.00	2,500.00	604.38	2,500.00	3,511.00	3,000.00
100-2100-52091	TRAVEL, MEETINGS & TRAINING	2,500.00	2,028.40	2,500.00	1,699.31	2,500.00	2,897.25	2,500.00
100-2100-52115	SUNDRY	0.00	2,911.51	0.00	150.00	0.00	0.00	
100-2100-52200	PROFESSIONAL SERVICES/FEES	21,700.00	37,475.29	23,000.00	19,819.23	23,000.00	2,118.75	3,500.00
100-2100-52310	LIABILITY INSURANCE	0.00	0.00	0.00	618.59	0.00	202.68	

		2023-2024 Total Budget	2023-2024 Total Activity	2024-2025 Total Budget	2024-2025 Total Activity	2025-2026 Total Budget	2025-2026 YTD Activity	2026-2027 2026-2027
					Defined Budgets			
100-2100-52400	UTILITIES	90,000.00	150,872.15	134,000.00	167,432.22	134,000.00	170,449.25	170,000.00
100-2100-52410	TELEPHONE/DATA/PAGER	600.00	549.72	600.00	2,198.80	600.00	150.00	600.00
100-2100-52415	CELLULAR PHONE	500.00	1,035.84	500.00	2,424.59	500.00	2,993.51	500.00
100-2100-52518	FACILITIES EXPENSE	40,000.00	38,137.54	30,000.00	28,405.98	30,000.00	15,230.00	15,000.00
100-2100-52520	MAINTENANCE AGREEMENTS	9,500.00	7,242.93	9,500.00	14,503.93	9,500.00	8,461.69	9,500.00
100-2100-52525	REPAIRS & MAINTENANCE SUP...	27,000.00	23,782.66	40,000.00	34,508.88	20,000.00	31,715.82	20,000.00
	ExpCategory: 52 - Services & Supplies Total:	**240,650.00**	**329,260.73**	**298,900.00**	**324,329.90**	**278,900.00**	**291,213.51**	**279,115.00**
ExpCategory: 57 - Capital Outlay								
100-2100-57000	CAPITAL OUTLAY - IMPROVEM...	0.00	680.00	0.00	0.00	0.00	13,180.36	20,000.00
100-2100-57100	CAPITAL OUTLAY - COMPUTER	0.00	59.99	0.00	250.00	0.00	250.00	
100-2100-57220	CAPITAL OUTLAY - VEHICLE	45,000.00	31,768.51	0.00	0.00	0.00	0.00	
	ExpCategory: 57 - Capital Outlay Total:	**45,000.00**	**32,508.50**	**0.00**	**250.00**	**0.00**	**13,430.36**	**20,000.00**
	Department: 2100 - PW-PARKS Total:	**835,190.00**	**853,908.29**	**911,834.00**	**921,115.92**	**887,516.97**	**805,743.97**	**855,023.00**

FY 2026-27 BUDGET NARRATIVE

Name of Activity: Recreation/Community Center

Account # 100-2200

Funding Source: General Fund/Measure S

Budget Overview

Since its establishment in 2021, the Parks and Recreation Department has significantly expanded recreational services, improved access to programs and facilities, and strengthened community engagement through year-round programming and special events. The Department operates the Soledad Community Center and the City's park system, providing a wide range of recreational opportunities for residents of all ages, including youth and adult sports, classes and activities, community events, and facility rentals.

The Department is staffed by a full-time Director, three additional full-time employees, and a team of seasonal recreation leaders and instructors. Due to the City's current budget deficit, the FY 2026–2027 budget includes targeted staffing reductions to help achieve necessary General Fund savings. One full-time position has been frozen, and funding for temporary and seasonal staffing has been reduced by approximately 30 percent. These reductions will affect the Department's capacity and may require adjustments to program offerings, hours, and service levels. Staff will prioritize core programs and services, pursue operational efficiencies, and strategically deploy available resources to minimize impacts on the community.

Program revenues from memberships, recreation fees, and facility rentals continue to offset a portion of operating costs, covering approximately 25–30 percent of departmental expenditures. The Department will continue working to increase cost recovery where appropriate while maintaining affordable and equitable access to recreation programs for residents of varying income levels.

Recent investments have significantly improved the functionality and accessibility of the Soledad Community Center. Approximately $1.5 million in additional facility improvements remain, including HVAC improvements, ADA accessibility upgrades, and emergency preparedness infrastructure such as backup power and shelter equipment. Given current General Fund constraints, the City will continue to pursue grants, partnerships, and other outside funding sources to advance these improvements.

The FY 2026–2027 budget reflects the difficult decisions necessary to address the City's fiscal challenges while preserving essential community services. Despite reduced staffing and resources, the Parks and Recreation Department will remain focused on maintaining high-quality core recreation services, supporting youth development, strengthening community partnerships, and

maximizing the use of City parks and recreation facilities. The Department will continue adapting its programs and operations to available resources while working to preserve the services that provide the greatest benefit to the community.

FY 2025-26 Budget Accomplishments

- Completed the Parks and Recreation Master Plan, including new park standards that establish a long-term framework for investment in parks, open space, facilities, and recreational amenities.
- Led a community-driven planning process for Toledo Basin Park, culminating in City Council acceptance of the conceptual design and positioning the project for future grant funding and development.
- Helped secure a $167,000 MBARD grant to install electric vehicle charging stations at the Soledad Community Center, advancing the City's sustainability goals and expanding community amenities.
- Modernized recreation services through implementation of CivicRec and expanded multilingual outreach, improving registration, customer service, and access to recreation programs.
- Expanded and diversified recreation programming and community events to better serve residents of all ages and increase opportunities for recreation, wellness, cultural engagement, and community connection.
- Strengthened partnerships with community organizations and educational institutions to expand programs and services for underserved populations, including seniors and youth.
- Expanded community engagement and participation through 14 City-sponsored events and enhanced recreation and senior programming, resulting in strong attendance and community involvement.
- Established a Clean Air Center at the Soledad Community Center through a Breathe California grant, providing air purification equipment and creating a safer community space during wildfire smoke and poor air quality events.

Performance Objectives/Projects to be Delivered in FY 2026-27

- Expand youth leadership, civic engagement, and workforce development opportunities through the Soledad Youth Council and other youth-focused programs.
- Increase opportunities for youth to safely participate in recreation programs and use City parks and community facilities.
- Enhance senior recreation, wellness, and social programs in partnership with the Alliance on Aging and other community organizations.
- Support implementation of regional initiatives that improve services and opportunities for older adults and residents with disabilities.
- Provide high-quality recreation, arts, cultural, and community programs that reflect Soledad's diverse population while prioritizing programs with the greatest community benefit.
- Coordinate inclusive community events that promote civic pride, cultural celebration, and community connection.

- Strengthen partnerships with community organizations, volunteers, and service providers to expand programming and maximize limited City resources.
- Expand multilingual outreach and communication to increase awareness of recreation programs, events, and services.
- Improve access to recreation programs for underserved and lower-income residents through affordable fees, scholarships, accessible registration, and culturally relevant programming.
- Maximize the use of the Soledad Community Center and City parks as accessible community gathering spaces for recreation, education, and social activities.
- Manage programs, staffing, and facilities efficiently to preserve core recreation services while operating within available FY 2026–2027 resources.
- Launch a targeted fundraising and partnership campaign to secure the remaining $1.5 million needed to complete planned renovations and improvements at the Soledad Community Center.
- Pursue grant funding to redevelop Chester Aaroe Park, expand recreational amenities, and improve the park's overall functionality and accessibility.
- Secure community and private donations to fund the design and installation of a new monument sign at Veterans Park.

		Defined Budgets						
		2023-2024 Total Budget	2023-2024 Total Activity	2024-2025 Total Budget	2024-2025 Total Activity	2025-2026 Total Budget	2025-2026 YTD Activity	2026-2027 2026-2027
Department: 2200 - RECREATION/COMMUNITY								
ExpCategory: 51 - Salaries & Benefits								
100-2200-51100	SALARIES	489,649.00	234,757.10	341,608.00	351,554.17	416,746.57	456,051.49	386,315.00
100-2200-51110	SALARIES - PART TIME	205,000.00	171,658.50	205,000.00	197,205.49	200,000.00	154,826.55	140,000.00
100-2200-51130	OVERTIME	0.00	0.00	0.00	19.13	0.00	941.67	
100-2200-51200	SOCIAL SECURITY / MEDICARE	37,458.00	30,451.82	41,815.00	42,185.23	45,421.61	45,875.40	44,088.00
100-2200-51210	PERS - PENSION	56,930.00	46,365.88	68,322.00	65,149.07	77,749.32	78,137.61	74,263.00
100-2200-51220	BENEFITS	0.00	1,540.63	0.00	2,254.85	0.00	2,771.13	
100-2200-51230	INSURANCE-MED,DEN,VISION	25,463.00	14,912.40	27,050.00	27,634.93	3,353.00	33,911.33	43,822.00
100-2200-51260	LIFE INSURANCE	459.00	0.00	0.00	0.00	0.00	0.00	
100-2200-51267	LTD & AD&D	911.00	0.00	2,137.00	0.00	2,488.20	0.00	1,506.00
100-2200-51300	UNEMPLOYMENT INSURANCE	0.00	4,232.00	0.00	180.00	0.00	227.00	
100-2200-51310	WORKERS COMP	4,176.00	9,332.14	4,176.00	0.00	4,176.00	0.00	4,176.00
	ExpCategory: 51 - Salaries & Benefits Total:	**820,046.00**	**513,250.47**	**690,108.00**	**686,182.87**	**749,934.70**	**772,742.18**	**694,170.00**
ExpCategory: 52 - Services & Supplies								
100-2200-52010	MEMBERSHIP DUES	750.00	895.00	1,400.00	840.00	1,000.00	985.00	1,000.00
100-2200-52031	PROGRAM SUPPLIES	18,000.00	21,997.02	18,000.00	24,948.95	18,000.00	22,787.06	18,000.00
100-2200-52040	OFFICE SUPPLIES	4,000.00	2,559.84	3,000.00	3,621.27	3,000.00	2,206.52	3,000.00
100-2200-52047	SPORTS EQUIPMENT	2,500.00	2,230.04	3,000.00	891.47	3,000.00	1,814.40	3,000.00
100-2200-52048	UNIFORM PURCHASE	2,000.00	1,464.03	1,500.00	2,012.30	1,000.00	342.25	1,000.00
100-2200-52049	PRINTING & ADVERTISING	3,000.00	2,751.87	3,000.00	2,664.00	2,000.00	2,220.98	2,000.00
100-2200-52051	TOOLS & MINOR EQUIPMENT	1,000.00	147.35	1,000.00	377.51	500.00	338.25	500.00
100-2200-52052	SAFETY EQUIPMENT	50.00	0.00	50.00	0.00	50.00	0.00	50.00
100-2200-52066	AGENCY FEES	0.00	565.36	750.00	578.92	750.00	1,002.46	750.00
100-2200-52080	FLEET SERVICES	2,000.00	72.31	1,000.00	338.00	500.00	645.47	500.00
100-2200-52085	FUEL	2,000.00	76.23	1,000.00	282.29	1,000.00	436.52	1,000.00
100-2200-52090	TRAINING - SAFETY	600.00	280.31	300.00	27.16	300.00	0.00	300.00
100-2200-52091	TRAVEL, MEETINGS & TRAINING	10,500.00	6,499.34	14,000.00	8,429.11	6,500.00	5,699.63	2,980.00
100-2200-52105	SPECIAL EVENTS	6,500.00	4,584.64	6,000.00	11,758.37	10,960.77	11,180.08	6,000.00
100-2200-52110	RECRUITMENT & ADVERTISEM...	300.00	0.00	0.00	0.00	0.00	0.00	
100-2200-52115	SUNDRY	2,000.00	300.87	1,000.00	868.62	6,000.00	2,351.59	6,000.00

		Defined Budgets						
		2023-2024 Total Budget	2023-2024 Total Activity	2024-2025 Total Budget	2024-2025 Total Activity	2025-2026 Total Budget	2025-2026 YTD Activity	2026-2027 2026-2027
100-2200-52200	PROFESSIONAL SERVICES/FEES	67,500.00	48,143.53	75,000.00	67,872.00	45,000.00	44,980.40	35,000.00
100-2200-52230	LEASE CONTRACTS	15,400.00	16,158.86	15,000.00	16,172.51	15,000.00	16,463.36	15,000.00
100-2200-52400	UTILITIES	60,000.00	77,869.99	67,000.00	76,083.25	67,000.00	75,959.34	75,000.00
100-2200-52415	CELLULAR PHONE	1,675.00	1,635.38	1,900.00	1,874.27	1,900.00	2,261.09	1,900.00
100-2200-52518	FACILITIES EXPENSE	60,000.00	62,529.33	60,000.00	69,877.31	60,000.00	56,432.75	60,000.00
100-2200-52520	MAINTENANCE AGREEMENTS	3,500.00	4,427.34	6,000.00	6,802.00	6,000.00	7,353.94	6,500.00
100-2200-52525	REPAIRS & MAINTENANCE SUP...	2,000.00	679.41	1,000.00	818.40	1,000.00	875.26	1,000.00
	ExpCategory: 52 - Services & Supplies Total:	**265,275.00**	**255,868.05**	**280,900.00**	**297,137.71**	**250,460.77**	**256,336.35**	**240,480.00**
ExpCategory: 57 - Capital Outlay								
100-2200-57000	CAPITAL OUTLAY - IMPROVEM...	0.00	-5,380.03	0.00	53,741.84	0.00	0.00	167,000.00
100-2200-57100	CAPITAL OUTLAY - COMPUTER	0.00	584.85	0.00	0.00	0.00	4,430.31	
	ExpCategory: 57 - Capital Outlay Total:	**0.00**	**-4,795.18**	**0.00**	**53,741.84**	**0.00**	**4,430.31**	**167,000.00**
	Department: 2200 - RECREATION/COMMUNITY Total:	**1,085,321.00**	**764,323.34**	**971,008.00**	**1,037,062.42**	**1,000,395.47**	**1,033,508.84**	**1,101,650.00**

FY 2026-27 BUDGET NARRATIVE

Name of Activity: Animal Control

Account #100-2300

Funding Source: Measure S

Budget Overview

Measure S is a one-half percent local sales tax approved by Soledad voters in November 2020 and effective April 2021. Measure S revenues support and maintain important quality-of-life and community services.

A significant investment made possible by Measure S was the establishment of the City's Parks and Recreation Department, including operation of the Soledad Community Center. Measure S also funds 100% of a Community Safety Officer position responsible for providing Animal Control Services and helps offset the cost of animal sheltering services provided by the SPCA.

The escalating cost of animal sheltering continues to be a significant challenge. Last fiscal year, the City paid approximately $102,000 to the SPCA for sheltering services. In addition to these costs, the SPCA facility is located north of Salinas, requiring significant staff time to transport animals to the shelter.

To reduce reliance on sheltering and address animal control needs more proactively, the City will focus on long-term strategies that reduce the number of animals entering the shelter. These efforts will include pursuing grant funding to expand spay and neuter services, increasing community education, and developing partnerships with nonprofit organizations to assist with fostering and rehoming animals.

FY 2025-26 Budget Accomplishments

- Responded to **348 animal control calls**, **transported 48 injured or stray animals** to the SPCA for care and sheltering, and **impounded 128 dogs**.
- Promoted responsible pet ownership, litter prevention, and neighborhood cleanliness through public education and coordination with community partners.
- Facilitated **six community spay and neuter clinics** in Soledad to increase access to affordable services and help reduce the number of unwanted animals.

Performance Objectives/Projects to be Delivered in FY 2026-27

- Continue to collaborate with South County cities to evaluate opportunities for a shared animal shelter or holding facility to better serve stray and abandoned animals while reducing transportation time and sheltering costs.
- Expand access to affordable spay and neuter services by increasing the number of community clinics offered throughout the year.
- Launch a community cat program in partnership with local nonprofit organizations to humanely manage feral cat populations through targeted spay and neuter efforts.
- Evaluate a potential ordinance requiring the spaying and neutering of dogs and cats, with appropriate exemptions for medical conditions, working animals, and responsible breeding.

		2023-2024 Total Budget	2023-2024 Total Activity	2024-2025 Total Budget	2024-2025 Total Activity	2025-2026 Total Budget	2025-2026 YTD Activity	2026-2027 2026-2027
					Defined Budgets			
Department: 2300 - ANIMAL CONTROL								
ExpCategory: 51 - Salaries & Benefits								
100-2300-51100	SALARIES	102,015.00	104,050.79	106,222.00	85,859.20	77,127.18	126,600.32	79,597.00
100-2300-51130	OVERTIME	5,000.00	22,702.35	0.00	25,388.89	0.00	6,615.61	
100-2300-51155	UNIFORM MAINTENANCE	750.00	999.96	750.00	849.97	500.00	895.73	500.00
100-2300-51200	SOCIAL SECURITY / MEDICARE	7,835.00	9,268.50	8,183.00	9,623.05	5,938.48	9,632.57	6,127.00
100-2300-51210	PERS - PENSION	20,484.00	14,072.90	21,394.00	15,719.36	15,525.44	15,846.75	16,019.00
100-2300-51220	BENEFITS	0.00	728.70	0.00	732.19	0.00	914.42	
100-2300-51230	INSURANCE-MED,DEN,VISION	14,451.00	13,853.81	13,525.00	22,379.45	18,461.00	23,063.58	20,304.00
100-2300-51267	LTD & AD&D	699.00	0.00	713.00	0.00	544.96	0.00	291.00
100-2300-51310	WORKERS COMP	14,808.00	33,091.55	14,808.00	0.00	14,808.00	0.00	14,808.00
	ExpCategory: 51 - Salaries & Benefits Total:	**166,042.00**	**198,768.56**	**165,595.00**	**160,552.11**	**132,905.06**	**183,568.98**	**137,646.00**
ExpCategory: 52 - Services & Supplies								
100-2300-52090	TRAINING - SAFETY	500.00	0.00	0.00	0.00	0.00	0.00	
100-2300-52091	TRAVEL, MEETINGS & TRAINING	2,000.00	0.00	0.00	0.00	0.00	0.00	
100-2300-52200	PROFESSIONAL SERVICES/FEES	15,000.00	0.00	15,000.00	750.00	10,000.00	0.00	
100-2300-52410	TELEPHONE/DATA/PAGER	1,000.00	0.00	0.00	0.00	0.00	0.00	
100-2300-52415	CELLULAR PHONE	1,000.00	0.00	0.00	0.00	0.00	0.00	
	ExpCategory: 52 - Services & Supplies Total:	**19,500.00**	**0.00**	**15,000.00**	**750.00**	**10,000.00**	**0.00**	**0.00**
	Department: 2300 - ANIMAL CONTROL Total:	**185,542.00**	**198,768.56**	**180,595.00**	**161,302.11**	**142,905.06**	**183,568.98**	**137,646.00**

FY 2026-27 BUDGET NARRATIVE

Name of Activity: Community Engagement

Account # 100-2400

Funding Source: General Fund

Budget Overview

The Office of Community Engagement leads the City's efforts in public information, civic engagement, website and digital communications management, and legislative advocacy. The Office's primary mission is to increase public awareness of City programs, services, and initiatives; promote meaningful participation in local government; and help develop the next generation of civic leaders.

The Office is currently staffed by one Community Engagement Manager. Due to the City's budget shortfall, the vacant Community Engagement Coordinator position has been frozen for FY 2026–27.

The proposed FY 2026–27 budget is funded through **Measure S**, the City's voter-approved local sales tax. Funding supports staffing, professional development, community outreach and engagement activities, and the Civics Academy.

The Community Engagement Manager also provides staff support to the Youth Council, helping engage young people in civic affairs and local government. Funding for the Youth Council is included separately within the Recreation budget.

FY 2025-26 Budget Accomplishments

- Strengthened regional youth engagement by partnering with the Soledad Parks & Recreation Department and the Cities of Gonzales and Greenfield to successfully plan and host the annual South County Youth Summit, providing opportunities for youth leadership, civic participation, and regional collaboration.
- Relaunched the Soledad Civics Academy with consistent monthly programming, expanding community access to civic education and creating opportunities for residents to learn about City services, programs, and local government.
- Expanded the City's digital and bilingual outreach by increasing Spanish-language video content and developing culturally relevant messaging to better inform and engage Soledad's diverse community.

- Led the planning and execution of the annual State of the City event, highlighting City accomplishments, current initiatives, and future priorities while strengthening communication with residents and community partners.

Performance Objectives/Projects to be Delivered in FY 2026-27

- Use demographic and engagement data to identify underrepresented communities, evaluate participation disparities, and develop targeted strategies to broaden involvement in City programs and civic activities.
- Expand opportunities for youth entrepreneurship by developing an annual "Shark Tank"-style business pitch competition or youth pop-up marketplace in partnership with local businesses, sponsors, and community leaders.
- Strengthen Youth Council leadership development by providing training in parliamentary procedure, policy development, public speaking, and civic engagement to build members' confidence and effectiveness as community leaders.
- Improve Citywide communications and coordination by training departmental staff on timely public information practices and working across departments to ensure consistent, accurate, and accessible messaging.
- Strengthen legislative and regional partnerships by building relationships with state and federal legislators, regional agencies, and partner organizations to advocate for City priorities and increase Soledad's representation in regional and statewide initiatives.

		2023-2024 Total Budget	2023-2024 Total Activity	2024-2025 Total Budget	2024-2025 Total Activity	2025-2026 Total Budget	2025-2026 YTD Activity	2026-2027 2026-2027
					Defined Budgets			
Department: 2400 - COMMUNITY ENGAGEMENT								
ExpCategory: 51 - Salaries & Benefits								
100-2400-51100	SALARIES	88,058.00	114,048.27	98,325.00	125,688.19	86,903.00	179,220.99	62,040.00
100-2400-51140	CERTIFICATES	0.00	0.00	0.00	184.01	0.00	385.04	
100-2400-51200	SOCIAL SECURITY / MEDICARE	6,736.00	8,400.78	7,522.00	9,700.19	7,749.88	13,511.98	4,746.00
100-2400-51210	PERS- PENSION	17,612.00	10,832.29	19,665.00	13,932.60	20,261.14	15,116.42	12,408.00
100-2400-51220	BENEFITS	0.00	495.78	0.00	600.95	0.00	634.04	
100-2400-51230	INSURANCE-MED,DEN,VISION	15,005.00	6,332.26	9,093.00	4,731.87	9,068.00	7,296.39	4,949.00
100-2400-51267	LTD & AD&D	558.00	0.00	670.00	0.00	674.83	0.00	190.00
100-2400-51310	WORKERS COMP	669.00	1,495.02	669.00	0.00	669.00	0.00	669.00
	ExpCategory: 51 - Salaries & Benefits Total:	**128,638.00**	**141,604.40**	**135,944.00**	**154,837.81**	**125,325.85**	**216,164.86**	**85,002.00**
ExpCategory: 52 - Services & Supplies								
100-2400-52040	OFFICE SUPPLIES	3,000.00	129.32	6,000.00	2,391.63	6,000.00	7,448.61	6,000.00
100-2400-52091	TRAVEL, MEETINGS & TRAINING	6,000.00	6,565.58	5,000.00	6,629.47	5,000.00	3,615.38	5,000.00
100-2400-52115	SUNDRY	15,000.00	1,734.91	5,000.00	2,801.33	0.00	438.46	
100-2400-52200	PROFESSIONAL SERVICES/FEES	100,000.00	45,264.18	98,000.00	72,340.27	35,000.00	62,473.00	5,000.00
100-2400-52415	CELLULAR PHONE	1,500.00	921.35	1,500.00	924.41	1,500.00	2,113.52	2,000.00
	ExpCategory: 52 - Services & Supplies Total:	**125,500.00**	**54,615.34**	**115,500.00**	**85,087.11**	**47,500.00**	**76,088.97**	**18,000.00**
ExpCategory: 57 - Capital Outlay								
100-2400-57100	CAPITAL OUTLAY - COMPUTER	0.00	7,535.75	2,000.00	1,840.89	0.00	4,708.88	
	ExpCategory: 57 - Capital Outlay Total:	**0.00**	**7,535.75**	**2,000.00**	**1,840.89**	**0.00**	**4,708.88**	**0.00**
	Department: 2400 - COMMUNITY ENGAGEMENT Total:	**254,138.00**	**203,755.49**	**253,444.00**	**241,765.81**	**172,825.85**	**296,962.71**	**103,002.00**

		2023-2024 Total Budget	2023-2024 Total Activity	2024-2025 Total Budget	2024-2025 Total Activity	2025-2026 Total Budget	2025-2026 YTD Activity	Defined Budgets 2026-2027
Department: 3000 - Measure Y Admin								
ExpCategory: 52 - Services & Supplies								
100-3000-52115	SUNDRY	144,078.00	0.00	0.00	0.00	0.00	0.00	
100-3000-52200	PROFESSIONAL SERVICES/FEES	23,110.00	56,649.11	23,920.00	16,710.66	23,990.00	13,889.45	24,280.00
	ExpCategory: 52 - Services & Supplies Total:	**167,188.00**	**56,649.11**	**23,920.00**	**16,710.66**	**23,990.00**	**13,889.45**	**24,280.00**
ExpCategory: 57 - Capital Outlay								
100-3000-57000	CAPITAL OUTLAY - IMPROVEM…	438,050.00	127,436.62	370,000.00	289,726.80	0.00	3,000.00	
100-3000-57100	CAPITAL OUTLAY - COMPUTER	45,000.00	45,093.13	0.00	0.00	0.00	0.00	
	ExpCategory: 57 - Capital Outlay Total:	**483,050.00**	**172,529.75**	**370,000.00**	**289,726.80**	**0.00**	**3,000.00**	**0.00**
	Department: 3000 - Measure Y Admin Total:	**650,238.00**	**229,178.86**	**393,920.00**	**306,437.46**	**23,990.00**	**16,889.45**	**24,280.00**

		Defined Budgets						
		2023-2024 Total Budget	2023-2024 Total Activity	2024-2025 Total Budget	2024-2025 Total Activity	2025-2026 Total Budget	2025-2026 YTD Activity	2026-2027 2026-2027
Department: 3100 - Measure Y Police								
ExpCategory: 51 - Salaries & Benefits								
100-3100-51100	SALARIES	572,399.00	478,280.64	655,886.00	674,536.31	733,756.96	733,756.96	763,465.00
100-3100-51130	OVERTIME	185,000.00	149,873.46	185,000.00	181,000.00	185,000.00	185,000.00	175,000.00
100-3100-51140	CERTIFICATES	1,702.00	4,088.56	0.00	5,290.72	9,813.70	9,813.70	5,484.00
100-3100-51155	UNIFORM MAINTENANCE	3,130.00	1,505.64	4,250.00	5,019.92	4,500.00	4,500.00	4,500.00
100-3100-51200	SOCIAL SECURITY / MEDICARE	58,180.00	44,493.10	64,653.00	42,196.93	71,379.91	71,379.91	73,321.00
100-3100-51210	PERS-PENSION	127,774.00	109,828.13	148,895.00	137,304.82	167,441.34	167,441.34	171,187.00
100-3100-51220	BENEFITS	0.00	3,198.36	0.00	4,238.67	0.00	0.00	
100-3100-51230	INSURANCE-MED,DEN,VISION	104,612.00	73,323.09	96,381.00	52,886.04	82,975.00	82,975.00	109,544.00
100-3100-51267	LTD & AD&D	3,393.00	0.00	3,524.00	0.00	4,189.64	4,189.64	2,192.00
100-3100-51300	UNEMPLOYMENT INSURANCE	0.00	0.00	0.00	528.08	0.00	0.00	
100-3100-51310	WORKERS COMP	97,723.00	218,382.35	97,723.00	97,723.00	33,961.00	33,961.00	33,961.00
	ExpCategory: 51 - Salaries & Benefits Total:	**1,153,913.00**	**1,082,973.33**	**1,256,312.00**	**1,200,724.49**	**1,293,017.55**	**1,293,017.55**	**1,338,654.00**
ExpCategory: 52 - Services & Supplies								
100-3100-52051	TOOLS & MINOR EQUIPMENT	12,550.00	689.85	0.00	0.00	0.00	0.00	
100-3100-52200	PROFESSIONAL SERVICES/FEES	0.00	84,795.85	0.00	31,662.95	0.00	0.00	
100-3100-52310	LIABILITY INSURANCE	0.00	0.00	0.00	2,032.61	0.00	0.00	
	ExpCategory: 52 - Services & Supplies Total:	**12,550.00**	**85,485.70**	**0.00**	**33,695.56**	**0.00**	**0.00**	**0.00**
ExpCategory: 57 - Capital Outlay								
100-3100-57220	CAPITAL OUTLAY - VEHICLE	48,617.00	100,800.32	48,617.00	66,508.95	56,791.00	51,816.82	56,791.00
	ExpCategory: 57 - Capital Outlay Total:	**48,617.00**	**100,800.32**	**48,617.00**	**66,508.95**	**56,791.00**	**51,816.82**	**56,791.00**
	Department: 3100 - Measure Y Police Total:	**1,215,080.00**	**1,269,259.35**	**1,304,929.00**	**1,300,929.00**	**1,349,808.55**	**1,344,834.37**	**1,395,445.00**

		2023-2024 Total Budget	2023-2024 Total Activity	2024-2025 Total Budget	2024-2025 Total Activity	2025-2026 Total Budget	2025-2026 YTD Activity	2026-2027 2026-2027
						Defined Budgets		
Department: 3200 - Measure Y Fire								
ExpCategory: 52 - Services & Supplies								
100-3200-52051	TOOLS & MINOR EQUIPMENT	14,000.00	22,191.97	0.00	0.00	0.00	0.00	
100-3200-52200	PROFESSIONAL SERVICES/FEES	431,682.00	423,490.03	893,151.00	893,151.00	1,025,201.00	1,025,201.00	1,008,275.00
	ExpCategory: 52 - Services & Supplies Total:	**445,682.00**	**445,682.00**	**893,151.00**	**893,151.00**	**1,025,201.00**	**1,025,201.00**	**1,008,275.00**
	Department: 3200 - Measure Y Fire Total:	**445,682.00**	**445,682.00**	**893,151.00**	**893,151.00**	**1,025,201.00**	**1,025,201.00**	**1,008,275.00**

		Defined Budgets						
		2023-2024 Total Budget	2023-2024 Total Activity	2024-2025 Total Budget	2024-2025 Total Activity	2025-2026 Total Budget	2025-2026 YTD Activity	2026-2027 2026-2027
Department: 8000 - NON-DEPARTMENT								
ExpCategory: 52 - Services & Supplies								
100-8000-52040	OFFICE SUPPLIES	9,000.00	9,564.52	9,000.00	11,982.79	9,000.00	16,376.84	11,000.00
100-8000-52042	POSTAGE, SHIPPING & FREIGHT	6,000.00	9,382.84	6,000.00	7,138.24	6,000.00	4,527.72	6,000.00
100-8000-52051	TOOLS & MINOR EQUIPMENT	0.00	11.45	0.00	0.00	0.00	0.00	
100-8000-52066	AGENCY FEES	1,500.00	1,109.30	1,500.00	5,737.58	1,500.00	779.91	1,500.00
100-8000-52080	FLEET SERVICES	5,000.00	10,992.90	10,000.00	10,881.95	10,000.00	6,651.87	10,000.00
100-8000-52090	TRAINING - SAFETY	0.00	0.00	0.00	543,377.36	0.00	0.00	
100-8000-52091	TRAVEL, MEETINGS & TRAINING	0.00	180.15	0.00	4,649.13	0.00	0.00	
100-8000-52115	SUNDRY	0.00	78,210.80	2,000.00	21,013.78	2,000.00	513,276.47	2,000.00
100-8000-52138	PROPERTY TAX ADMIN COSTS	5,300.00	4,679.00	5,300.00	0.00	5,300.00	5,182.00	5,300.00
100-8000-52180	MOTOR VEHICLE TO GONZALES	200,000.00	218,907.20	220,000.00	240,838.66	220,000.00	243,085.44	255,240.00
100-8000-52200	PROFESSIONAL SERVICES/FEES	35,000.00	90,997.83	35,000.00	40,700.45	443,163.00	517,984.01	35,000.00
100-8000-52230	LEASE CONTRACTS	16,750.00	15,635.50	16,750.00	13,998.37	16,750.00	11,782.46	16,750.00
100-8000-52240	IT SERVICES	0.00	2,701.56	0.00	0.00	0.00	0.00	
100-8000-52310	LIABILITY INSURANCE	250,000.00	816,373.42	478,965.00	354,048.86	376,405.00	392,611.02	376,405.00
100-8000-52320	VEHICLE INSURANCE	10,500.00	36,760.00	20,000.00	3,300.00	20,000.00	18,234.00	20,000.00
100-8000-52400	UTILITIES	45,000.00	64,637.48	50,000.00	97,729.98	50,000.00	100,726.54	70,000.00
100-8000-52410	TELEPHONE/DATA/PAGER	70,000.00	78,974.23	70,000.00	71,025.96	70,000.00	55,315.94	60,000.00
100-8000-52518	FACILITIES EXPENSE	30,000.00	57,885.97	350,000.00	45,163.78	350,000.00	74,313.72	350,000.00
100-8000-52520	MAINTENANCE AGREEMENTS	30,110.00	66,926.69	30,110.00	26,492.32	30,110.00	39,473.16	30,110.00
100-8000-52525	REPAIRS & MAINTENANCE SUP...	0.00	2,228.36	1,000.00	938.68	1,000.00	5,972.79	1,000.00
	ExpCategory: 52 - Services & Supplies Total:	**714,160.00**	**1,566,159.20**	**1,305,625.00**	**1,499,017.89**	**1,611,228.00**	**2,006,293.89**	**1,250,305.00**
ExpCategory: 55 - Other Charges								
100-8000-55120	BAD DEBT EXPENSE	1,000.00	195.55	0.00	0.00	0.00	0.00	
	ExpCategory: 55 - Other Charges Total:	**1,000.00**	**195.55**	**0.00**	**0.00**	**0.00**	**0.00**	**0.00**
ExpCategory: 57 - Capital Outlay								
100-8000-57000	CAPITAL OUTLAY - IMPROVEM...	0.00	20,383.96	0.00	342,841.84	200,000.00	15,208.98	360,000.03
100-8000-57100	CAPITAL OUTLAY - COMPUTER	0.00	4,000.00	0.00	1,000.00	0.00	1,000.00	
	ExpCategory: 57 - Capital Outlay Total:	**0.00**	**24,383.96**	**0.00**	**343,841.84**	**200,000.00**	**16,208.98**	**360,000.03**

		2023-2024 Total Budget	2023-2024 Total Activity	2024-2025 Total Budget	2024-2025 Total Activity	2025-2026 Total Budget	2025-2026 YTD Activity	Defined Budgets 2026-2027
ExpCategory: 59 - Transfers Out								
100-8000-59000	TRANSFER OUT	0.00	2,519,708.86	0.00	85,010.60	100,000.00	0.00	
ExpCategory: 59 - Transfers Out Total:		**0.00**	**2,519,708.86**	**0.00**	**85,010.60**	**100,000.00**	**0.00**	**0.00**
Department: 8000 - NON-DEPARTMENT Total:		**715,160.00**	**4,110,447.57**	**1,305,625.00**	**1,927,870.33**	**1,911,228.00**	**2,022,502.87**	**1,610,305.03**
Expense Total:		**13,709,173.00**	**15,962,325.87**	**15,066,981.00**	**14,968,840.57**	**16,087,485.69**	**15,619,416.98**	**16,386,660.95**
Fund: 100 - GENERAL FUND Surplus (Deficit):		**-244,474.00**	**-1,235,689.16**	**-500,000.00**	**-242,375.53**	**-571,679.01**	**-567,265.33**	**-444,203.95**
Report Surplus (Deficit):		**-244,474.00**	**-1,235,689.16**	**-500,000.00**	**-242,375.53**	**-571,679.01**	**-567,265.33**	**-444,203.95**

Fund Summary

Fund		2023-2024 Total Budget	2023-2024 Total Activity	Defined Budgets 2024-2025 Total Budget	2024-2025 Total Activity	2025-2026 Total Budget	2025-2026 YTD Activity	2026-2027 2026-2027
100 - GENERAL FUND		-244,474.00	-1,235,689.16	-500,000.00	-242,375.53	-571,679.01	-567,265.33	-444,203.95
	Report Surplus (Deficit):	**-244,474.00**	**-1,235,689.16**	**-500,000.00**	**-242,375.53**	**-571,679.01**	**-567,265.33**	**-444,203.95**

				Defined Budgets				
		2023-2024 Total Budget	2023-2024 Total Activity	2024-2025 Total Budget	2024-2025 Total Activity	2025-2026 Total Budget	2025-2026 YTD Activity	2026-2027 2026-2027
Fund: 100 - GENERAL FUND								
Revenue								
Department: 0000 - 0000								
RevCategory: 40 - Property Taxes								
100-0000-40100	PROPERTY TAX - SECURED	530,000.00	517,206.83	532,000.00	541,983.43	553,280.00	570,782.27	590,600.00
100-0000-40110	PROPERTY TAX - UNSECURED	25,000.00	24,988.49	24,500.00	28,293.79	27,500.00	28,868.21	28,000.00
100-0000-40120	PROPERTY TAX - SEPPLEMENTAL	30,000.00	31,616.47	30,000.00	22,631.30	30,000.00	31,986.80	30,000.00
100-0000-40140	PROPERTY TAX - PRIOR YEAR S...	5,000.00	8,853.51	6,000.00	5,450.62	6,000.00	6,977.19	6,000.00
100-0000-40145	PROPERTY TAX - UNITARY	42,000.00	40,448.39	41,000.00	41,368.01	41,000.00	44,964.70	45,000.00
100-0000-40150	PROPERTY TAX - HOPTR	2,000.00	1,897.20	1,800.00	1,859.92	1,800.00	1,994.98	2,000.00
100-0000-40160	PROPERTY TAX - VLF	20,000.00	34,094.53	4,050,000.00	4,144,863.00	4,355,833.00	4,480,556.00	4,711,000.00
100-0000-40170	PROPERTY TAX - TRANSFER TAX	30,000.00	59,695.97	40,000.00	56,841.57	40,000.00	18,958.50	40,000.00
100-0000-40180	PROPERTY TAX - RPTTF	275,000.00	480,183.46	375,000.00	466,318.77	375,000.00	510,505.03	510,000.00
100-0000-44130	MVLF EXCESS	3,600,000.00	3,858,897.00	35,000.00	43,438.29	35,000.00	42,120.22	40,000.00
	RevCategory: 40 - Property Taxes Total:	**4,559,000.00**	**5,057,881.85**	**5,135,300.00**	**5,353,048.70**	**5,465,413.00**	**5,737,713.90**	**6,002,600.00**
RevCategory: 41 - Other Taxes								
100-0000-41100	SALES TAX - BRADLEY BURNS	1,199,664.00	1,189,994.15	1,191,000.00	1,213,021.26	1,241,391.00	1,127,048.78	1,256,446.00
100-0000-41101	SALES TAX - MEASURE S	1,156,000.00	1,210,317.72	1,196,000.00	1,172,093.77	1,200,000.00	1,082,307.40	1,214,000.00
100-0000-41103	SALES TAX - MEASURE Y	2,311,000.00	2,423,508.95	2,392,000.00	2,347,250.84	2,399,000.00	2,166,094.55	2,428,000.00
100-0000-41130	TRANSIENT OCCUPANCY TAX	150,000.00	247,092.80	190,000.00	220,865.51	190,000.00	231,007.76	140,000.00
100-0000-41140	UTILITY USER TAX	780,000.00	1,005,992.44	820,000.00	1,169,980.56	950,000.00	1,080,642.07	975,000.00
	RevCategory: 41 - Other Taxes Total:	**5,596,664.00**	**6,076,906.06**	**5,789,000.00**	**6,123,211.94**	**5,980,391.00**	**5,687,100.56**	**6,013,446.00**
RevCategory: 42 - License & Permits								
100-0000-42010	BUSINESS LICENSE	80,000.00	101,434.75	80,000.00	85,263.75	100,000.00	116,516.25	110,000.00
100-0000-42100	ANIMAL LICENSES	2,000.00	2,488.00	2,000.00	627.00	2,000.00	3,880.00	3,500.00
100-0000-42300	BUILDING PERMITS	580,000.00	353,432.34	400,000.00	180,522.21	400,000.00	156,036.10	400,000.00
100-0000-42320	BUILDING PERMIT (PLAN CHEC...	100,000.00	139,181.71	200,000.00	94,529.86	200,000.00	96,494.38	200,000.00
	RevCategory: 42 - License & Permits Total:	**762,000.00**	**596,536.80**	**682,000.00**	**360,942.82**	**702,000.00**	**372,926.73**	**713,500.00**

		Defined Budgets						
		2023-2024 Total Budget	2023-2024 Total Activity	2024-2025 Total Budget	2024-2025 Total Activity	2025-2026 Total Budget	2025-2026 YTD Activity	2026-2027 2026-2027
RevCategory: 43 - Fines & Penalties								
100-0000-43100	CITATION SIGN-OFF REVENUE	2,000.00	5,295.06	5,000.00	3,977.00	5,000.00	5,967.94	5,000.00
100-0000-43110	COURT FINES	30,000.00	27,181.75	30,000.00	28,789.33	30,000.00	26,233.98	30,000.00
RevCategory: 43 - Fines & Penalties Total:		**32,000.00**	**32,476.81**	**35,000.00**	**32,766.33**	**35,000.00**	**32,201.92**	**35,000.00**
RevCategory: 44 - Revenue from Other Agencies								
100-0000-44110	FIRE DISTRICT MISSION COLLEC…	258,750.00	291,709.23	300,000.00	297,483.25	330,000.00	273,470.72	300,000.00
100-0000-44140	SB 90 CLAIMS	10,000.00	47,353.00	20,000.00	31,907.00	20,000.00	-323.00	30,000.00
RevCategory: 44 - Revenue from Other Agencies Total:		**268,750.00**	**339,062.23**	**320,000.00**	**329,390.25**	**350,000.00**	**273,147.72**	**330,000.00**
RevCategory: 45 - Franchise Fees								
100-0000-45000	PG&E FRANCHISE	155,400.00	166,285.15	170,000.00	186,571.36	185,000.00	187,944.58	190,000.00
100-0000-45110	CABLE TV FRANCHISE	25,000.00	34,673.60	20,000.00	15,106.46	30,000.00	24,721.57	25,000.00
100-0000-45200	GARBAGE FRANCHISE	1,090,000.00	1,090,000.00	1,100,000.00	1,050,786.50	698,578.00	974,000.00	770,679.00
RevCategory: 45 - Franchise Fees Total:		**1,270,400.00**	**1,290,958.75**	**1,290,000.00**	**1,252,464.32**	**913,578.00**	**1,186,666.15**	**985,679.00**
RevCategory: 46 - Charges for Current Services								
100-0000-42330	ADMINISTRATION FEES	1,000.00	1,613.75	1,000.00	3,065.82	1,000.00	493.08	1,000.00
100-0000-46100	CERTIFICATE OF OCCUPANCY I…	1,500.00	1,000.00	1,500.00	2,730.25	1,500.00	1,367.85	1,500.00
100-0000-46110	CONDITIONAL USE PERMIT	0.00	1,289.00	2,500.00	5,877.13	2,500.00	3,738.28	4,000.00
100-0000-46115	BUILDING DEPARTMENT AUT…	7,500.00	4,761.60	7,000.00	2,900.52	7,000.00	2,726.50	7,000.00
100-0000-46120	BUILDING DEPT. TRAINING/ED…	15,000.00	9,555.58	15,000.00	5,759.14	15,000.00	4,264.05	15,000.00
100-0000-46125	BUILDING DOCUMENT STORAG…	5,000.00	3,515.27	5,000.00	3,306.68	5,000.00	1,671.43	5,000.00
100-0000-46130	PLANNING FEE	20,000.00	20,604.59	30,000.00	34,278.62	30,000.00	9,839.54	30,000.00
100-0000-46140	FIRE ALARM PLAN REVIEW & I…	2,500.00	7,396.21	5,000.00	1,188.00	5,000.00	0.00	5,000.00
100-0000-46145	FIRE INSPECTION FEE	15,000.00	7,017.50	15,000.00	5,960.50	10,000.00	3,502.90	10,000.00
100-0000-46150	FIRE PLAN CHECK FEE	25,000.00	11,705.88	25,000.00	11,235.33	25,000.00	14,950.96	25,000.00
100-0000-46308	ABANDONED PROPERTY	1,000.00	150.00	500.00	0.00	500.00	150.00	500.00
100-0000-46330	CODE ENFORCEMENT FEE	0.00	0.00	0.00	2.90	0.00	43.50	
100-0000-46340	LIVESCAN PROCESSING FEE	6,000.00	0.00	0.00	15.50	0.00	0.00	
100-0000-46345	POLICE SERVICES	15,000.00	20,861.19	20,000.00	13,825.85	20,000.00	17,363.25	20,000.00
100-0000-46350	POST REIMBURSEMENT TRAIN…	19,000.00	9,223.01	19,000.00	25,263.15	19,000.00	19,486.10	19,000.00
100-0000-46365	VEHICLE IMPOUND/RELEASE F…	50,000.00	36,621.77	50,000.00	32,463.21	50,000.00	20,665.80	50,000.00
RevCategory: 46 - Charges for Current Services Total:		**183,500.00**	**135,315.35**	**196,500.00**	**147,872.60**	**191,500.00**	**100,263.24**	**193,000.00**

		Defined Budgets						
		2023-2024 Total Budget	2023-2024 Total Activity	2024-2025 Total Budget	2024-2025 Total Activity	2025-2026 Total Budget	2025-2026 YTD Activity	2026-2027 2026-2027
RevCategory: 47 - Grants								
100-0000-47100	COPS GRANT (SLEFS)	150,000.00	177,825.63	165,000.00	194,663.46	170,000.00	193,203.28	184,000.00
100-0000-47130	SOAR GRANTS	0.00	8,333.33	0.00	10,000.00	0.00	0.00	
100-0000-47140	GRANT REVENUE	7,500.00	58,300.00	7,500.00	0.00	427,485.68	691,494.61	494,000.00
	RevCategory: 47 - Grants Total:	**157,500.00**	**244,458.96**	**172,500.00**	**204,663.46**	**597,485.68**	**884,697.89**	**678,000.00**
RevCategory: 48 - Other Revenue								
100-0000-42325	MISCELLANEOUS PERMITS	5,000.00	8,497.16	7,000.00	7,065.95	7,000.00	2,983.80	7,000.00
100-0000-48012	CONTRIBUTIONS	0.00	8,510.00	103,500.00	990.00	103,500.00	0.00	20,000.00
100-0000-48013	EVENT CONTRIBUTIONS	0.00	1,000.00	0.00	0.00	0.00	0.00	
100-0000-48022	SCHOOL RESOURCES	0.00	15.00	0.00	31.00	0.00	62.40	
100-0000-48025	MISCELLANEOUS REVENUE	0.00	0.00	0.00	-19,529.24	0.00	-625.60	
100-0000-48026	MISCELLANEOUS REVENUE	60,000.00	397,257.01	100,000.00	115,125.67	100,000.00	88,664.89	100,000.00
100-0000-48050	SALE OF PROPERTY	0.00	0.00	0.00	101,374.29	25,000.00	18,871.01	25,000.00
100-0000-48410	INTEREST REVENUE	150,000.00	301,956.83	250,000.00	236,625.50	250,000.00	159,470.52	150,000.00
100-0000-48420	RENTS	10,000.00	18,734.68	55,000.00	49,707.96	85,000.00	44,647.38	50,000.00
100-0000-48510	BANK FEES REIMBURSEMENT	2,000.00	2,456.50	3,000.00	2,871.40	3,000.00	0.00	
100-0000-48516	CREDIT CARD REBATES	0.00	3,739.98	2,000.00	5,151.20	4,000.00	5,414.31	5,500.00
100-0000-48517	CREDIT CARD FEES	5,000.00	6,562.16	5,500.00	5,915.06	5,500.00	5,634.74	5,500.00
100-0000-48520	NOTARY FEES	0.00	3,429.71	6,000.00	0.00	3,500.00	0.00	3,500.00
100-0000-48525	PRODUCT SALES	1,500.00	767.10	0.00	25.00	0.00	0.00	
100-0000-48610	RECREATION RENTAL REVENUE	78,750.00	27,738.50	20,000.00	0.00	20,000.00	668.58	10,000.00
100-0000-48615	RECREATION REVENUE	115,500.00	172,375.27	160,000.00	222,429.84	170,000.00	259,327.77	255,000.00
	RevCategory: 48 - Other Revenue Total:	**427,750.00**	**953,039.90**	**712,000.00**	**727,783.63**	**776,500.00**	**585,119.80**	**631,500.00**
RevCategory: 49 - Transfers In								
100-0000-49000	TRANSFER IN	207,135.00	0.00	234,681.00	194,320.99	503,939.00	192,313.74	359,732.00
	RevCategory: 49 - Transfers In Total:	**207,135.00**	**0.00**	**234,681.00**	**194,320.99**	**503,939.00**	**192,313.74**	**359,732.00**
	Department: 0000 - 0000 Total:	**13,464,699.00**	**14,726,636.71**	**14,566,981.00**	**14,726,465.04**	**15,515,806.68**	**15,052,151.65**	**15,942,457.00**
	Revenue Total:	**13,464,699.00**	**14,726,636.71**	**14,566,981.00**	**14,726,465.04**	**15,515,806.68**	**15,052,151.65**	**15,942,457.00**

Soledad, CA

Budget Worksheet
Account Summary
For Fiscal: 2025-2026 Period Ending: 06/30/2026

							Defined Budgets	
		2023-2024 Total Budget	2023-2024 Total Activity	2024-2025 Total Budget	2024-2025 Total Activity	2025-2026 Total Budget	2025-2026 YTD Activity	2026-2027 2026-2027
Fund: 800 - GF CAPITAL								
Revenue								
Department: 0000 - 0000								
RevCategory: 00 - 00								
800-0000-49000	TRANSFER IN	0.00	2,500,000.00	0.00	0.00	100,000.00	0.00	
	RevCategory: 00 - 00 Total:	**0.00**	**2,500,000.00**	**0.00**	**0.00**	**100,000.00**	**0.00**	**0.00**
RevCategory: 48 - Other Revenue								
800-0000-48410	INTEREST REVENUE	20,000.00	190,556.03	140,000.00	313,438.27	250,000.00	271,235.78	175,000.00
	RevCategory: 48 - Other Revenue Total:	**20,000.00**	**190,556.03**	**140,000.00**	**313,438.27**	**250,000.00**	**271,235.78**	**175,000.00**
	Department: 0000 - 0000 Total:	**20,000.00**	**2,690,556.03**	**140,000.00**	**313,438.27**	**350,000.00**	**271,235.78**	**175,000.00**
	Revenue Total:	**20,000.00**	**2,690,556.03**	**140,000.00**	**313,438.27**	**350,000.00**	**271,235.78**	**175,000.00**
Expense								
Department: 0000 - 0000								
ExpCategory: 59 - Transfers Out								
800-0000-59000	TRANSFER OUT	0.00	0.00	0.00	0.00	200,000.00	0.00	58,000.00
	ExpCategory: 59 - Transfers Out Total:	**0.00**	**0.00**	**0.00**	**0.00**	**200,000.00**	**0.00**	**58,000.00**
	Department: 0000 - 0000 Total:	**0.00**	**0.00**	**0.00**	**0.00**	**200,000.00**	**0.00**	**58,000.00**
	Expense Total:	**0.00**	**0.00**	**0.00**	**0.00**	**200,000.00**	**0.00**	**58,000.00**
	Fund: 800 - GF CAPITAL Surplus (Deficit):	**20,000.00**	**2,690,556.03**	**140,000.00**	**313,438.27**	**150,000.00**	**271,235.78**	**117,000.00**
	Report Surplus (Deficit):	**20,000.00**	**2,690,556.03**	**140,000.00**	**313,438.27**	**150,000.00**	**271,235.78**	**117,000.00**

Fund Summary

Fund		2023-2024 Total Budget	2023-2024 Total Activity	Defined Budgets 2024-2025 Total Budget	2024-2025 Total Activity	2025-2026 Total Budget	2025-2026 YTD Activity	2026-2027 2026-2027
800 - GF CAPITAL		20,000.00	2,690,556.03	140,000.00	313,438.27	150,000.00	271,235.78	117,000.00
	Report Surplus (Deficit):	**20,000.00**	**2,690,556.03**	**140,000.00**	**313,438.27**	**150,000.00**	**271,235.78**	**117,000.00**

ENTERPRISE FUNDS

FY 2026-27 BUDGET NARRATIVE

Name of Activity: Water Operations

Account #309-0000

Funding Source: Water Fund

Budget Overview

The Water Fund supports the production, treatment, storage, and distribution of safe and reliable potable water to City of Soledad customers. The Water Division is responsible for the operation and maintenance of all five City-owned water wells, four one-million-gallon reservoirs, a water booster station, a water treatment facility and performs all system operations, sampling, reporting, and maintenance in-house, ensuring reliable service, regulatory compliance, and timely response to system needs.

The FY 2026-27 budget is funded through user rates and designated fund balance and supports daily operations, preventive maintenance, energy costs for wells, water treatment and booster pumps, and continued investment in critical water infrastructure. Budget assumptions are consistent with the City's most recent water rate study and long-term financial planning.

Overall, the Water Fund budget prioritizes system reliability, public health and safety, proactive maintenance, and responsible financial stewardship of the City's water system.

FY 2025-26 Budget Accomplishments

- Initiated a comprehensive Water System Facilities Reliability and Condition Assessment, the first for Soledad, evaluating infrastructure condition, reliability, and capacity, and providing cost estimates to guide capital planning, budgeting, and rate studies. (This Assessment will be presented in Council in October/November 2026.)
- Completed SCADA system server upgrades and installed new pump and motor equipment at Well 6 to improve system reliability and operational efficiency.
- Performed replacement and repairs of fire hydrants throughout the city to enhance system performance and public safety and maintain the City's high Insurance Services Office (ISO) rating to keep homeowner insurance premiums as low as possible.
- Performed replacement and repairs of broken water main valves in the streets throughout the city to maintain fire flows and pressures.

Performance Objectives/Projects to be Delivered in FY 2026-27

The City has completed a comprehensive Water System Assessment, which now serves as the foundation for an updated Capital Improvement Program (CIP). The assessment identified key infrastructure priorities, including:

- Conduct ongoing water system maintenance.
- Interior cleaning of four one-million-gallon potable water storage tanks to maintain water quality and ensure continued system reliability.
- Complete a comprehensive water rate study to evaluate the adequacy of existing rates in supporting operational and capital needs, ensuring the long-term financial sustainability of the City's water system.
- Apply for funding to replace generators at water well sites and storage tanks to improve emergency power reliability and maintain potable water service during outages.
- Coordinate the replacement of approximately 1,000 water meters to improve accuracy and support water conservation efforts, funded through the Water and Energy Efficiency Grant (WEEG) grant.
- Continue to perform replacement and repairs of broken water main valves in the streets throughout the city to maintain fire flows and pressures.

In alignment with City Council priorities, a major departmental focus is on increasing proactive maintenance of water wells, particularly ahead of the high-demand summer months, to reduce equipment failures, minimize service disruptions, and avoid costly emergency repairs. The budget also supports continued investment in high-priority capital improvements designed to enhance operational efficiency and maintain reliable delivery of potable water to the community.

Soledad, CA

Budget Worksheet
Account Summary
For Fiscal: 2025-2026 Period Ending: 06/30/2026

		2023-2024 Total Budget	2023-2024 Total Activity	2024-2025 Total Budget	2024-2025 Total Activity	2025-2026 Total Budget	2025-2026 YTD Activity	Defined Budgets 2026-2027 2026-2027
Fund: 309 - WATER OPERATIONS								
Revenue								
Department: 0000 - 0000								
RevCategory: 00 - 00								
309-0000-46200	UTILITY REVENUE	3,582,808.00	3,434,071.82	4,141,561.00	3,817,530.10	4,334,745.00	3,943,713.69	4,638,200.00
309-0000-46210	RECONNECTION FEE	20,000.00	23,591.67	25,000.00	28,090.70	25,000.00	34,551.12	30,000.00
309-0000-46215	PENALTY FEE	50,000.00	70,775.83	50,000.00	88,101.40	50,000.00	83,307.97	75,000.00
309-0000-46220	HOOK UP FEE	100,000.00	57,143.89	100,000.00	33,347.77	100,000.00	3,569.84	20,000.00
309-0000-47140	GRANT REVENUE	0.00	0.00	0.00	0.00	467,511.00	0.00	467,510.00
309-0000-48025	MISCELLANEOUS REVENUE	10,000.00	3,506.59	5,000.00	16,407.54	7,500.00	5,063.10	7,500.00
	RevCategory: 00 - 00 Total:	**3,762,808.00**	**3,589,089.80**	**4,321,561.00**	**3,983,477.51**	**4,984,756.00**	**4,070,205.72**	**5,238,210.00**
RevCategory: 48 - Other Revenue								
309-0000-48410	INTEREST REVENUE	10,000.00	17,704.65	17,000.00	15,183.12	10,000.00	34,633.41	15,000.00
	RevCategory: 48 - Other Revenue Total:	**10,000.00**	**17,704.65**	**17,000.00**	**15,183.12**	**10,000.00**	**34,633.41**	**15,000.00**
	Department: 0000 - 0000 Total:	**3,772,808.00**	**3,606,794.45**	**4,338,561.00**	**3,998,660.63**	**4,994,756.00**	**4,104,839.13**	**5,253,210.00**
	Revenue Total:	**3,772,808.00**	**3,606,794.45**	**4,338,561.00**	**3,998,660.63**	**4,994,756.00**	**4,104,839.13**	**5,253,210.00**
Expense								
Department: 0000 - 0000								
ExpCategory: 51 - Salaries & Benefits								
309-0000-51100	SALARIES	900,705.00	749,832.99	965,653.00	770,892.48	1,054,358.29	938,091.41	1,104,343.00
309-0000-51130	OVERTIME	13,000.00	13,150.29	13,000.00	16,764.16	13,000.00	20,536.37	13,000.00
309-0000-51140	CERTIFICATES	9,873.00	5,970.72	10,973.00	5,759.13	10,536.75	5,686.43	12,045.00
309-0000-51145	ON CALL	15,000.00	15,540.00	15,000.00	34,712.00	15,000.00	44,319.00	15,000.00
309-0000-51155	UNIFORM MAINTENANCE	0.00	0.00	900.00	0.00	895.60	0.00	563.00
309-0000-51200	SOCIAL SECURITY / MEDICARE	71,801.00	63,049.07	76,923.00	65,293.87	83,674.98	84,314.90	87,567.00
309-0000-51210	PERS-PENSION	183,794.00	117,477.23	196,530.00	136,476.22	175,000.00	170,865.13	224,005.00
309-0000-51220	BENEFITS	0.00	4,498.33	0.00	7,325.54	0.00	10,032.61	
309-0000-51225	DEFERRED COMPENSATION	0.00	0.00	0.00	0.00	0.00	0.00	4,960.00

		Defined Budgets						
		2023-2024 Total Budget	2023-2024 Total Activity	2024-2025 Total Budget	2024-2025 Total Activity	2025-2026 Total Budget	2025-2026 YTD Activity	2026-2027 2026-2027
309-0000-51230	INSURANCE-MED,DEN,VISION	155,252.00	94,417.43	128,821.00	100,040.28	130,850.00	126,175.20	141,241.00
309-0000-51267	LTD & AD&D	5,657.00	0.00	5,849.00	0.00	6,273.92	0.00	3,231.00
309-0000-51300	UNEMPLOYMENT INSURANCE	0.00	0.00	0.00	3,985.07	0.00	39.20	
309-0000-51310	WORKERS COMP	43,669.00	97,587.45	43,669.00	40,754.77	34,959.00	34,600.66	34,959.00
309-0000-51312	WORKERS COMP (NON TAX)	0.00	82.74	0.00	0.00	0.00	0.00	
	ExpCategory: 51 - Salaries & Benefits Total:	**1,398,751.00**	**1,161,606.25**	**1,457,318.00**	**1,182,003.52**	**1,524,548.54**	**1,434,660.91**	**1,640,914.00**
ExpCategory: 52 - Services & Supplies								
309-0000-52010	MEMBERSHIP DUES	3,960.00	4,421.85	4,465.00	5,251.50	4,465.00	5,016.15	4,465.00
309-0000-52030	ORDINANCE & PUBLISHINGS	8,000.00	501.36	8,000.00	433.45	8,000.00	12,714.26	8,000.00
309-0000-52040	OFFICE SUPPLIES	2,000.00	1,308.17	2,000.00	3,274.31	2,000.00	1,550.78	2,000.00
309-0000-52042	POSTAGE, SHIPPING & FREIGHT	8,000.00	10,606.26	8,000.00	10,412.95	8,000.00	11,464.00	10,500.00
309-0000-52044	CHEMICAL	45,000.00	55,681.05	45,000.00	57,679.48	45,000.00	59,168.34	60,000.00
309-0000-52048	UNIFORM PURCHASE	2,000.00	2,212.73	2,000.00	1,474.48	2,000.00	1,276.84	2,000.00
309-0000-52051	TOOLS & MINOR EQUIPMENT	50,000.00	107,928.58	60,000.00	60,539.28	60,000.00	64,526.69	60,000.00
309-0000-52052	SAFETY EQUIPMENT	5,000.00	18,747.15	5,000.00	2,871.29	5,000.00	6,881.22	5,000.00
309-0000-52053	LAB ANALYSIS & TESTING	25,000.00	28,680.30	25,000.00	27,847.10	25,000.00	22,585.40	25,000.00
309-0000-52066	AGENCY FEES	40,500.00	38,838.10	40,500.00	49,656.70	40,500.00	37,991.55	40,500.00
309-0000-52067	BANK FEES	10,000.00	0.00	10,000.00	0.00	0.00	0.00	
309-0000-52072	WEB INCODE FEES	63,000.00	38,107.62	72,000.00	55,932.78	100,000.00	166,290.83	100,000.00
309-0000-52080	FLEET SERVICES	17,000.00	7,080.75	17,000.00	11,821.85	17,000.00	9,979.74	17,000.00
309-0000-52085	FUEL	22,000.00	25,471.61	22,000.00	20,077.42	22,000.00	22,950.59	22,000.00
309-0000-52090	TRAINING - SAFETY	3,000.00	0.00	3,000.00	2,250.97	3,000.00	3,296.00	3,000.00
309-0000-52091	TRAVEL, MEETINGS & TRAINING	15,000.00	11,203.48	15,000.00	12,189.93	10,000.00	11,359.02	10,000.00
309-0000-52200	PROFESSIONAL SERVICES/FEES	200,000.00	186,427.27	201,200.00	126,985.29	101,200.00	83,208.90	107,000.00
309-0000-52225	AUDITING SERVICES	4,750.00	5,644.00	4,750.00	4,875.00	4,750.00	0.00	4,750.00
309-0000-52230	LEASE CONTRACTS	25,000.00	2,732.55	25,000.00	7,695.16	25,000.00	26,170.08	26,000.00
309-0000-52310	LIABILITY INSURANCE	67,000.00	82,003.42	67,000.00	117,990.59	138,016.00	139,000.93	139,000.00
309-0000-52400	UTILITIES	425,000.00	532,600.93	510,000.00	627,794.03	510,000.00	660,212.71	630,000.00
309-0000-52410	TELEPHONE/DATA/PAGER	6,000.00	1,035.18	1,200.00	0.00	1,200.00	0.00	
309-0000-52415	CELLULAR PHONE	3,500.00	3,068.32	3,500.00	3,924.15	3,500.00	3,785.94	3,500.00
309-0000-52515	HYDRANT/VALVE REPAIR/REPL...	30,000.00	97,067.15	20,000.00	221,902.93	20,000.00	0.00	20,000.00

		Defined Budgets						
		2023-2024 Total Budget	2023-2024 Total Activity	2024-2025 Total Budget	2024-2025 Total Activity	2025-2026 Total Budget	2025-2026 YTD Activity	2026-2027 2026-2027
309-0000-52518	FACILITIES EXPENSE	15,000.00	7,522.95	15,000.00	4,176.02	15,000.00	3,653.20	15,000.00
309-0000-52520	MAINTENANCE AGREEMENTS	48,725.00	46,709.90	56,390.00	37,428.74	56,390.00	51,467.58	56,390.00
309-0000-52521	METER REPAIR/REPLACEMENT	170,000.00	143,088.76	115,000.00	131,822.73	115,000.00	87,064.34	85,000.00
309-0000-52525	REPAIRS & MAINTENANCE SUP...	230,000.00	246,807.32	230,000.00	242,290.24	230,000.00	203,208.99	210,000.00
309-0000-52533	WELL MAINTENANCE PROGRAM	50,000.00	243,398.21	65,000.00	62,735.40	65,000.00	23,245.39	50,000.00
	ExpCategory: 52 - Services & Supplies Total:	**1,594,435.00**	**1,948,894.97**	**1,653,005.00**	**1,911,333.77**	**1,637,021.00**	**1,718,069.47**	**1,716,105.00**
ExpCategory: 55 - Other Charges								
309-0000-55100	DEPRECIATION EXPENSE	0.00	368,555.00	385,000.00	363,726.00	385,000.00	0.00	375,000.00
309-0000-55110	AMORTIZATION EXPENSE	0.00	31,485.00	0.00	23,905.00	0.00	0.00	
309-0000-55120	BAD DEBT EXPENSE	0.00	-182.75	0.00	52,227.09	0.00	0.00	
309-0000-55200	CONTRA PENSION EXPENSE	0.00	380,186.00	0.00	-5,903.00	0.00	0.00	
	ExpCategory: 55 - Other Charges Total:	**0.00**	**780,043.25**	**385,000.00**	**433,955.09**	**385,000.00**	**0.00**	**375,000.00**
ExpCategory: 57 - Capital Outlay								
309-0000-57000	CAPITAL OUTLAY - IMPROVEM...	1,320,000.00	473,926.39	987,002.00	405,978.40	1,579,081.00	201,703.86	1,146,233.00
309-0000-57100	CAPITAL OUTLAY - COMPUTER	5,000.00	1,592.47	5,000.00	1,308.03	22,500.00	17,859.21	
	ExpCategory: 57 - Capital Outlay Total:	**1,325,000.00**	**475,518.86**	**992,002.00**	**407,286.43**	**1,601,581.00**	**219,563.07**	**1,146,233.00**
ExpCategory: 58 - Debt Service								
309-0000-58140	INTEREST (WATER NOTE PAYAB...	18,514.00	16,336.20	16,992.00	18,519.82	15,438.00	15,438.32	13,854.00
309-0000-58145	INTEREST (08 ENERGY RETROFI...	1,248.00	1,248.12	0.00	53.00	0.00	0.00	
309-0000-58240	PRINCIPAL (WATER NOTE PAYA...	74,600.00	0.00	76,180.00	0.00	77,670.00	0.00	79,060.00
309-0000-58245	PRINCIPAL(08 ENERGY RETROFI...	76,192.00	0.00	0.00	0.00	0.00	0.00	
	ExpCategory: 58 - Debt Service Total:	**170,554.00**	**17,584.32**	**93,172.00**	**18,572.82**	**93,108.00**	**15,438.32**	**92,914.00**
	Department: 0000 - 0000 Total:	**4,488,740.00**	**4,383,647.65**	**4,580,497.00**	**3,953,151.63**	**5,241,258.54**	**3,387,731.77**	**4,971,166.00**
	Expense Total:	**4,488,740.00**	**4,383,647.65**	**4,580,497.00**	**3,953,151.63**	**5,241,258.54**	**3,387,731.77**	**4,971,166.00**
	Fund: 309 - WATER OPERATIONS Surplus (Deficit):	**-715,932.00**	**-776,853.20**	**-241,936.00**	**45,509.00**	**-246,502.54**	**717,107.36**	**282,044.00**

FY 2026-27 BUDGET NARRATIVE

Name of Activity: Wastewater Operations

Account #310-0000

Funding Source: Sewer Fund

Budget Overview

The Sewer Fund supports the collection, treatment, and disposal of wastewater and stormwater for the City of Soledad. The Wastewater Division is responsible for the operation and maintenance of the wastewater collection system, stormwater infrastructure, and the Water Reclamation Facility (WRF), ensuring reliable service and compliance with state and federal environmental regulations. The wastewater service area also includes wastewater collection and treatment from all CDCR facilities located approximately three miles north of Soledad.

The FY 2026-27 Sewer Fund budget includes operating expenses, capital expenditures, and annual debt service associated with the State Revolving Fund loan used to finance construction of the City's wastewater treatment plant. This financial plan is based on the adopted 2021 wastewater rate study, which established a rate structure designed to fully fund operating costs and capital projects for the repair, rehabilitation, and modernization of the wastewater collection system and treatment facility. The City is currently in the process of completing an updated wastewater rate study; however, until that study is finalized and adopted by the City Council, the FY 26-27 budget continues to rely on the existing 2021 rate study assumptions. Projects aimed at expanding treatment capacity to accommodate future growth are separately funded through the Development Impact Fee Fund.

For FY 2026–2027, the total recommended budget for the Wastewater Division includes:

- $5.7 million in operating expenses
- $1.3 million in capital expenditures
- $1.7 million in annual debt service for the State Revolving Fund loan, used to finance construction of the City's wastewater treatment plant

Key Operational Changes and Priorities

Based on findings from the recent Water Reclamation Facility (WRF) condition assessment, FY 2026–27 priorities shift from regulatory transition to addressing deferred maintenance and aging infrastructure that are impacting operational efficiency and long-term reliability. The assessment identified critical needs within core treatment processes, particularly the headworks, aeration system, and supporting mechanical and electrical components, where outdated equipment and

wear have resulted in increased energy consumption, higher operating costs, and elevated maintenance demands.

Accordingly, the department will prioritize proactive maintenance, targeted rehabilitation, and capital planning to stabilize operations, reduce inefficiencies, and extend the useful life of key assets. These efforts will inform the development of a comprehensive five-year Capital Improvement Program (CIP) focused on improving treatment performance, controlling operating costs, and ensuring continued compliance with evolving state and federal wastewater regulations.

Stormwater Management Responsibilities

This budget also now includes funding for stormwater regulatory compliance and system maintenance, previously covered under the sanitation fund. The change is a response to new, unfunded mandates from the State, which significantly expand the City's responsibilities in this area.

Ongoing stormwater responsibilities include:

- Maintenance and inspection of all stormwater piping, inlets, and catch basins
- Oversight of stormwater outfalls to the Salinas River
- Maintenance of retention ponds at key locations:
    - Wastewater Reclamation Facility (WRF)
    - Gabilan Street
    - Veterans Park
    - Pond located between Front Street and U.S. Highway 101, near the UPRR property

FY 2025-26 Budget Accomplishments

- Advanced construction of the Recycled Water Conveyance Project (funded by UCDR Grant) to support irrigation of City parks and school fields with Title 22 recycled water, reducing potable water use and improving drought resilience.
- Completed a comprehensive Water Reclamation Facility Assessment, which served as the foundation for an updated Capital Improvement Program (CIP) addressing critical system-wide maintenance needs and a major improvement project at the Water Reclamation Facility.
- Replaced several large trunk sanitary sewer main manholes.
- Implemented improvements to the aeration system at the Water Reclamation Facility to enhance treatment efficiency, reliability, and regulatory compliance.

Performance Objectives/Projects to be Delivered in FY 2026-27

- Install the new clarifier to improve wastewater treatment capacity, reliability, and performance at the Water Reclamation Facility.
- Upgrade the aeration system to improve treatment efficiency, reduce energy consumption and operating costs, and enhance effluent water quality.
- Upgrade the existing overflow storage basin to an engineered, lined facility capable of safely storing emergency overflows and off-specification water while maintaining regulatory compliance.
- Complete rehabilitation of the UV disinfection system to improve treatment reliability, maintain regulatory compliance, and ensure effective disinfection of treated wastewater.
- Implement additional recycled water treatment improvements to enhance water quality and expand opportunities for beneficial reuse.
- Pursue state and federal funding to construct a guide bank along the Salinas River and complete levee repairs not included in the U.S. Army Corps of Engineers project to reduce erosion, strengthen levee integrity, and protect critical infrastructure during major storm events.

		2023-2024 Total Budget	2023-2024 Total Activity	2024-2025 Total Budget	2024-2025 Total Activity	2025-2026 Total Budget	2025-2026 YTD Activity	2026-2027 2026-2027
					Defined Budgets			
Fund: 310 - WASTEWATER OPERATIONS								
Revenue								
Department: 0000 - 0000								
RevCategory: 00 - 00								
310-0000-46200	UTILITY REVENUE	3,500,000.00	3,791,533.91	4,072,627.00	4,179,357.01	4,469,517.00	4,563,227.41	4,692,995.00
310-0000-46215	PENALTY FEE	75,000.00	83,392.76	70,000.00	100,734.22	70,000.00	100,606.57	85,000.00
310-0000-46220	HOOK UP FEE	17,000.00	6,846.60	15,000.00	350.00	15,000.00	1,639.92	7,500.00
310-0000-46225	INDUSTRIAL - CDCR & WINERY	3,100,000.00	2,949,568.12	3,034,120.00	2,925,216.88	2,925,346.00	2,922,928.78	2,925,346.00
310-0000-46230	COMMERCIAL-DOLE	60,000.00	60,096.00	60,000.00	55,088.00	60,000.00	60,096.00	60,000.00
310-0000-48025	MISCELLANEOUS REVENUE	525,000.00	388,039.36	350,000.00	748,967.89	350,000.00	200,456.04	200,000.00
310-0000-49000	TRANSFER IN	0.00	0.00	0.00	1,548,147.09	0.00	0.00	
	RevCategory: 00 - 00 Total:	**7,277,000.00**	**7,279,476.75**	**7,601,747.00**	**9,557,861.09**	**7,889,863.00**	**7,848,954.72**	**7,970,841.00**
RevCategory: 48 - Other Revenue								
310-0000-48410	INTEREST REVENUE	50,000.00	540,508.24	300,000.00	567,568.15	400,000.00	363,250.68	400,000.00
	RevCategory: 48 - Other Revenue Total:	**50,000.00**	**540,508.24**	**300,000.00**	**567,568.15**	**400,000.00**	**363,250.68**	**400,000.00**
	Department: 0000 - 0000 Total:	**7,327,000.00**	**7,819,984.99**	**7,901,747.00**	**10,125,429.24**	**8,289,863.00**	**8,212,205.40**	**8,370,841.00**
	Revenue Total:	**7,327,000.00**	**7,819,984.99**	**7,901,747.00**	**10,125,429.24**	**8,289,863.00**	**8,212,205.40**	**8,370,841.00**
Expense								
Department: 0000 - 0000								
ExpCategory: 51 - Salaries & Benefits								
310-0000-51100	SALARIES	1,567,128.00	1,723,150.22	1,813,000.00	1,961,976.88	1,976,111.99	1,770,578.40	1,890,694.00
310-0000-51130	OVERTIME	60,000.00	46,502.07	50,000.00	49,671.76	50,000.00	59,669.54	50,000.00
310-0000-51140	CERTIFICATES	15,341.00	17,595.46	16,009.00	15,280.45	15,141.21	13,364.64	13,050.00
310-0000-51145	ON CALL	30,000.00	28,120.00	15,000.00	9,560.00	15,000.00	0.00	15,000.00
310-0000-51155	UNIFORM MAINTENANCE	0.00	0.00	900.00	0.00	1,792.67	0.00	788.00
310-0000-51165	SALARY - WORKERS' COMP	0.00	248.22	0.00	0.00	0.00	0.00	
310-0000-51200	SOCIAL SECURITY / MEDICARE	127,944.00	142,610.13	144,960.00	157,024.16	157,440.51	149,389.35	150,647.00
310-0000-51210	PERS-PENSION	307,895.00	224,311.23	353,120.00	279,004.66	370,110.32	297,694.08	353,376.00
310-0000-51220	BENEFITS	0.00	10,377.86	0.00	14,172.78	0.00	14,866.17	
310-0000-51225	DEFERRED COMPENSATION	0.00	0.00	0.00	0.00	0.00	0.00	4,960.00
310-0000-51230	INSURANCE-MED,DEN,VISION	222,949.00	202,356.36	205,273.00	247,014.35	249,888.00	230,256.60	247,467.00
310-0000-51267	LTD & AD&D	9,005.00	0.00	10,996.00	0.00	11,341.74	0.00	6,020.00
310-0000-51300	UNEMPLOYMENT INSURANCE	0.00	0.00	0.00	982.95	0.00	22.30	

		Defined Budgets						
		2023-2024 Total Budget	2023-2024 Total Activity	2024-2025 Total Budget	2024-2025 Total Activity	2025-2026 Total Budget	2025-2026 YTD Activity	2026-2027 2026-2027
310-0000-51310	WORKERS COMP	101,312.00	226,402.71	101,312.00	119,877.96	126,231.00	122,222.71	126,231.00
	ExpCategory: 51 - Salaries & Benefits Total:	**2,441,574.00**	**2,621,674.26**	**2,710,570.00**	**2,854,565.95**	**2,973,057.44**	**2,658,063.79**	**2,858,233.00**
ExpCategory: 52 - Services & Supplies								
310-0000-52010	MEMBERSHIP DUES	2,310.00	1,748.84	2,310.00	3,058.90	2,310.00	3,762.17	2,310.00
310-0000-52030	ORDINANCE & PUBLISHINGS	1,500.00	1,079.27	1,500.00	865.14	1,500.00	413.61	1,500.00
310-0000-52040	OFFICE SUPPLIES	5,500.00	5,979.86	5,500.00	5,286.68	5,500.00	4,205.20	5,500.00
310-0000-52042	POSTAGE, SHIPPING & FREIGHT	8,700.00	13,424.58	8,700.00	14,376.27	8,700.00	14,725.99	14,000.00
310-0000-52044	CHEMICAL	270,000.00	156,492.12	270,000.00	173,128.56	270,000.00	196,434.10	175,000.00
310-0000-52048	UNIFORM PURCHASE	3,000.00	2,539.36	3,000.00	2,792.43	3,000.00	3,225.53	3,000.00
310-0000-52051	TOOLS & MINOR EQUIPMENT	70,000.00	28,300.81	70,000.00	43,030.34	70,000.00	64,691.37	70,000.00
310-0000-52052	SAFETY EQUIPMENT	28,000.00	21,790.71	28,000.00	28,818.44	28,000.00	10,455.88	28,000.00
310-0000-52053	LAB ANALYSIS & TESTING	90,000.00	97,149.15	85,000.00	113,104.51	85,000.00	126,695.53	120,000.00
310-0000-52066	AGENCY FEES	35,000.00	39,788.06	40,600.00	55,538.46	40,600.00	38,393.68	40,000.00
310-0000-52067	BANK FEES	10,000.00	0.00	10,000.00	0.00	0.00	0.00	
310-0000-52072	WEB INCODE FEES	0.00	28,050.79	15,250.00	55,932.79	45,000.00	98,556.19	90,000.00
310-0000-52080	FLEET SERVICES	44,000.00	48,032.76	40,000.00	19,584.72	40,000.00	13,445.77	20,000.00
310-0000-52085	FUEL	40,000.00	38,276.28	40,000.00	33,605.01	40,000.00	37,557.72	40,000.00
310-0000-52090	TRAINING - SAFETY	2,500.00	0.00	5,000.00	2,330.97	5,000.00	5,714.00	5,000.00
310-0000-52091	TRAVEL, MEETINGS & TRAINING	28,000.00	33,205.07	28,000.00	26,112.83	28,000.00	22,856.86	28,000.00
310-0000-52134	COLLECTION SYSTEM MAINT/E...	75,000.00	79,395.22	150,000.00	137,064.62	150,000.00	115,193.26	150,000.00
310-0000-52136	FACILITIES MASTER PLAN	175,000.00	6,908.25	0.00	0.00	0.00	0.00	
310-0000-52170	PROGRAM COST	35,000.00	15,443.43	35,000.00	69,775.04	35,000.00	17,716.14	10,000.00
310-0000-52200	PROFESSIONAL SERVICES/FEES	220,000.00	278,884.36	326,300.00	209,222.82	326,300.00	111,019.94	329,300.00
310-0000-52225	AUDITING SERVICES	4,500.00	5,644.00	4,500.00	4,875.00	4,500.00	0.00	4,500.00
310-0000-52230	LEASE CONTRACTS	1,500.00	1,137.30	1,500.00	1,119.36	1,500.00	1,033.39	1,500.00
310-0000-52240	IT SERVICES	5,000.00	0.00	5,000.00	0.00	0.00	0.00	
310-0000-52310	LIABILITY INSURANCE	40,000.00	48,957.26	40,000.00	115,482.88	136,379.00	137,329.09	136,379.00
310-0000-52400	UTILITIES	600,000.00	763,556.60	628,000.00	852,468.44	628,000.00	711,783.58	665,000.00
310-0000-52410	TELEPHONE/DATA/PAGER	6,500.00	15,737.08	13,720.00	17,854.65	13,720.00	14,547.79	13,720.00
310-0000-52415	CELLULAR PHONE	7,000.00	8,659.14	7,000.00	8,550.54	7,000.00	9,101.99	9,000.00
310-0000-52518	FACILITIES EXPENSE	24,000.00	36,076.10	24,000.00	28,000.66	24,000.00	45,037.25	30,000.00

		Defined Budgets						
		2023-2024 Total Budget	2023-2024 Total Activity	2024-2025 Total Budget	2024-2025 Total Activity	2025-2026 Total Budget	2025-2026 YTD Activity	2026-2027 2026-2027
310-0000-52520	MAINTENANCE AGREEMENTS	115,125.00	139,017.74	112,290.00	72,732.54	112,290.00	80,925.04	112,290.00
310-0000-52525	REPAIRS & MAINTENANCE SUP...	550,000.00	554,779.29	430,000.00	461,883.32	430,000.00	698,949.69	430,000.00
310-0000-52526	SLUDGE DISPOSAL	105,000.00	109,747.77	131,250.00	285,946.60	131,250.00	414,124.87	360,000.00
	ExpCategory: 52 - Services & Supplies Total:	**2,602,135.00**	**2,579,801.20**	**2,561,420.00**	**2,842,542.52**	**2,672,549.00**	**2,997,895.63**	**2,893,999.00**
ExpCategory: 55 - Other Charges								
310-0000-55100	DEPRECIATION EXPENSE	1,200,000.00	1,184,931.00	1,200,000.00	1,198,916.00	1,200,000.00	0.00	1,200,000.00
310-0000-55120	BAD DEBT EXPENSE	5,000.00	-292.72	5,000.00	63,201.60	5,000.00	0.00	5,000.00
310-0000-55200	CONTRA PENSION EXPENSE	0.00	644,558.00	0.00	169,872.00	0.00	0.00	
	ExpCategory: 55 - Other Charges Total:	**1,205,000.00**	**1,829,196.28**	**1,205,000.00**	**1,431,989.60**	**1,205,000.00**	**0.00**	**1,205,000.00**
ExpCategory: 57 - Capital Outlay								
310-0000-57000	CAPITAL OUTLAY - IMPROVEM...	515,000.00	222,483.42	5,185,485.00	1,155,856.34	2,704,850.00	1,097,167.94	1,313,000.00
310-0000-57100	CAPITAL OUTLAY - COMPUTER	24,000.00	2,025.25	24,000.00	3,426.25	22,500.00	53,077.54	22,500.00
310-0000-57220	CAPITAL OUTLAY - VEHICLE	110,000.00	0.00	104,000.00	0.00	0.00	0.00	
	ExpCategory: 57 - Capital Outlay Total:	**649,000.00**	**224,508.67**	**5,313,485.00**	**1,159,282.59**	**2,727,350.00**	**1,150,245.48**	**1,335,500.00**
ExpCategory: 58 - Debt Service								
310-0000-58130	INTEREST (SRF)	0.00	234,864.30	221,707.00	221,706.67	208,417.00	208,416.64	194,993.00
310-0000-58230	PRINCIPAL (SRF)	1,542,438.00	0.00	1,542,438.00	0.00	1,542,438.00	0.00	1,542,438.00
	ExpCategory: 58 - Debt Service Total:	**1,542,438.00**	**234,864.30**	**1,764,145.00**	**221,706.67**	**1,750,855.00**	**208,416.64**	**1,737,431.00**
	Department: 0000 - 0000 Total:	**8,440,147.00**	**7,490,044.71**	**13,554,620.00**	**8,510,087.33**	**11,328,811.44**	**7,014,621.54**	**10,030,163.00**
	Expense Total:	**8,440,147.00**	**7,490,044.71**	**13,554,620.00**	**8,510,087.33**	**11,328,811.44**	**7,014,621.54**	**10,030,163.00**
	Fund: 310 - WASTEWATER OPERATIONS Surplus (Deficit):	**-1,113,147.00**	**329,940.28**	**-5,652,873.00**	**1,615,341.91**	**-3,038,948.44**	**1,197,583.86**	**-1,659,322.00**

FY 2026-27 BUDGET NARRATIVE

Name of Activity: Solid Waste

Account #311-0000

Funding Source: Garbage User Fees

Budget Overview

Tri-Cities Disposal and Recycling provides solid waste collection and disposal services, including organic waste collection, under a franchise agreement with the City of Soledad. The City handles customer billing, collects revenues, and forwards payments to the franchisee. Disposal costs are paid to the Salinas Valley Solid Waste Authority (dba Salinas Valley Recycles) for landfill operations. The franchise agreement includes a 20% franchise fee, which is integrated into customer billing.

All revenues and expenses related to solid waste services are recorded within an enterprise fund under this budget unit. After covering operational expenses, any remaining funds are transferred to the General Fund to help support ongoing City services.

FY 2025-26 Budget Accomplishments

- **Franchise Agreement Oversight Completed:** Successfully implemented and monitored the new solid waste franchise agreement, ensuring high service quality, timely reporting, and compliance with SB 1383 requirements.
- **Financial Controls Established:** Implemented ongoing revenue and expenditure monitoring to ensure accurate franchise fee accounting and proper transfers to the General Fund.

Performance Objectives/Projects to be Delivered in FY 2026-27

- **Optimize Franchise Performance:** Continue proactive monitoring of the solid waste franchise agreement to ensure consistent service delivery, contract compliance, and responsiveness to customer service issues.
- **Advance SB 1383 Compliance:** Strengthen oversight of organics recycling programs by improving data tracking, contamination monitoring, and coordination with the franchisee to support ongoing state compliance.
- **Enhance Customer Communication:** Improve public outreach and education related to waste reduction, recycling, and organics programs through updated materials, billing inserts, and coordination with the franchisee.

- **Evaluate Service Levels and Costs:** Conduct a review of service levels, rate structures, and operational costs to ensure long-term financial sustainability and alignment with community needs.

		2023-2024 Total Budget	2023-2024 Total Activity	2024-2025 Total Budget	2024-2025 Total Activity	2025-2026 Total Budget	2025-2026 YTD Activity	2026-2027 2026-2027
					Defined Budgets			
Fund: 311 - SOLID WASTE								
Revenue								
Department: 0000 - 0000								
RevCategory: 00 - 00								
311-0000-45200	GARBAGE FRANCHISE	350,000.00	356,511.75	358,000.00	185,452.93	358,000.00	0.00	
311-0000-45210	LANDFILL JPA FRANCHISE FEE	250,000.00	277,660.43	256,000.00	150,284.15	256,000.00	0.00	
311-0000-46200	UTILITY REVENUE	2,758,340.00	3,242,992.86	2,823,700.00	3,808,980.40	2,823,700.00	4,756,480.68	4,800,000.00
311-0000-46215	PENALTY FEE	45,000.00	73,436.55	60,000.00	91,059.28	60,000.00	93,239.06	85,000.00
311-0000-48025	MISCELLANEOUS REVENUE	55,000.00	29,448.09	25,000.00	18,892.37	25,000.00	36,819.35	30,000.00
	RevCategory: 00 - 00 Total:	**3,458,340.00**	**3,980,049.68**	**3,522,700.00**	**4,254,669.13**	**3,522,700.00**	**4,886,539.09**	**4,915,000.00**
RevCategory: 48 - Other Revenue								
311-0000-48410	INTEREST REVENUE	5,000.00	87,758.44	65,000.00	80,499.37	70,000.00	90,529.92	65,000.00
	RevCategory: 48 - Other Revenue Total:	**5,000.00**	**87,758.44**	**65,000.00**	**80,499.37**	**70,000.00**	**90,529.92**	**65,000.00**
	Department: 0000 - 0000 Total:	**3,463,340.00**	**4,067,808.12**	**3,587,700.00**	**4,335,168.50**	**3,592,700.00**	**4,977,069.01**	**4,980,000.00**
	Revenue Total:	**3,463,340.00**	**4,067,808.12**	**3,587,700.00**	**4,335,168.50**	**3,592,700.00**	**4,977,069.01**	**4,980,000.00**
Expense								
Department: 0000 - 0000								
ExpCategory: 51 - Salaries & Benefits								
311-0000-51100	SALARIES	172,426.00	181,063.95	179,808.00	242,301.24	181,567.31	110,036.86	189,033.00
311-0000-51130	OVERTIME	0.00	1,344.27	1,000.00	1,754.26	1,000.00	2,031.88	1,000.00
311-0000-51140	CERTIFICATES	1,883.00	1,343.14	1,948.00	1,591.90	2,456.91	1,704.04	3,203.00
311-0000-51155	UNIFORM MAINTENANCE	0.00	0.00	45.00	0.00	156.03	0.00	45.00
311-0000-51200	SOCIAL SECURITY / MEDICARE	13,335.00	14,420.23	13,984.00	15,496.47	14,166.29	13,254.54	14,775.00
311-0000-51210	PERS-PENSION	34,865.00	24,550.37	36,360.00	27,958.98	36,836.05	27,480.04	38,428.00
311-0000-51220	BENEFITS	0.00	1,106.81	0.00	2,437.35	0.00	3,068.47	
311-0000-51225	DEFERRED COMPENSATION	0.00	0.00	0.00	0.00	0.00	0.00	2,480.00
311-0000-51230	INSURANCE-MED,DEN,VISION	29,306.00	21,232.19	19,498.00	19,515.11	18,585.00	17,194.84	18,428.00
311-0000-51267	LTD & AD&D	1,081.00	0.00	1,116.00	0.00	1,134.38	0.00	506.00
311-0000-51300	UNEMPLOYMENT INSURANCE	0.00	0.00	0.00	111.17	0.00	2.54	
311-0000-51310	WORKERS COMP	1,255.00	2,804.56	1,255.00	6,466.58	6,393.00	6,305.33	6,393.00
	ExpCategory: 51 - Salaries & Benefits Total:	**254,151.00**	**247,865.52**	**255,014.00**	**317,633.06**	**262,294.97**	**181,078.54**	**274,291.00**
ExpCategory: 52 - Services & Supplies								
311-0000-52030	ORDINANCE & PUBLISHINGS	0.00	0.00	0.00	0.00	0.00	241.96	

		Defined Budgets						
		2023-2024 Total Budget	2023-2024 Total Activity	2024-2025 Total Budget	2024-2025 Total Activity	2025-2026 Total Budget	2025-2026 YTD Activity	2026-2027 2026-2027
311-0000-52040	OFFICE SUPPLIES	500.00	0.00	500.00	511.98	500.00	0.00	500.00
311-0000-52042	POSTAGE, SHIPPING & FREIGHT	8,500.00	9,639.45	8,500.00	10,167.38	8,500.00	11,220.31	11,000.00
311-0000-52066	AGENCY FEES	500.00	14,250.22	400.00	7,480.02	400.00	7,542.44	7,500.00
311-0000-52067	BANK FEES	9,000.00	0.00	9,000.00	0.00	0.00	0.00	
311-0000-52072	WEB INCODE FEES	0.00	28,050.81	0.00	55,932.81	45,000.00	98,556.20	90,000.00
311-0000-52080	FLEET SERVICES	1,000.00	0.00	1,000.00	0.00	1,000.00	0.00	
311-0000-52085	FUEL	500.00	256.86	500.00	254.67	500.00	255.21	500.00
311-0000-52090	TRAINING - SAFETY	0.00	730.00	0.00	0.00	0.00	0.00	
311-0000-52132	CITY OVERHEAD COST ALLOCAT...	9,521.00	0.00	0.00	0.00	0.00	0.00	
311-0000-52200	PROFESSIONAL SERVICES/FEES	21,000.00	80,217.72	50,000.00	88,229.53	50,000.00	25,987.83	13,600.00
311-0000-52225	AUDITING SERVICES	4,500.00	5,644.00	4,500.00	4,750.00	4,500.00	0.00	4,500.00
311-0000-52230	LEASE CONTRACTS	2,430,000.00	2,661,697.99	2,430,000.00	2,794,839.92	2,502,900.00	3,297,487.05	3,502,900.00
311-0000-52240	IT SERVICES	1,000.00	0.00	0.00	0.00	0.00	0.00	
311-0000-52310	LIABILITY INSURANCE	0.00	0.00	0.00	207.78	0.00	80.02	250.00
311-0000-52410	TELEPHONE/DATA/PAGER	100.00	0.00	100.00	0.00	100.00	0.00	
311-0000-52415	CELLULAR PHONE	100.00	70.33	100.00	138.05	100.00	124.02	100.00
311-0000-52518	FACILITIES EXPENSE	500.00	0.00	500.00	0.00	500.00	0.00	
311-0000-52520	MAINTENANCE AGREEMENTS	4,000.00	12,913.00	5,000.00	68.90	5,000.00	11,713.42	5,000.00
311-0000-52525	REPAIRS & MAINTENANCE SUP...	0.00	2,087.55	0.00	4,024.26	0.00	0.00	
	ExpCategory: 52 - Services & Supplies Total:	**2,490,721.00**	**2,815,557.93**	**2,510,100.00**	**2,966,605.30**	**2,619,000.00**	**3,453,208.46**	**3,635,850.00**
ExpCategory: 55 - Other Charges								
311-0000-55120	BAD DEBT EXPENSE	10,000.00	-269.08	10,000.00	67,917.12	10,000.00	0.00	
311-0000-55200	CONTRA PENSION EXPENSE	0.00	149,005.00	0.00	-3,539.00	0.00	0.00	
	ExpCategory: 55 - Other Charges Total:	**10,000.00**	**148,735.92**	**10,000.00**	**64,378.12**	**10,000.00**	**0.00**	**0.00**
ExpCategory: 57 - Capital Outlay								
311-0000-57100	CAPITAL OUTLAY - COMPUTER	1,000.00	0.00	1,000.00	0.00	1,000.00	0.00	
	ExpCategory: 57 - Capital Outlay Total:	**1,000.00**	**0.00**	**1,000.00**	**0.00**	**1,000.00**	**0.00**	**0.00**

		2023-2024 Total Budget	2023-2024 Total Activity	2024-2025 Total Budget	2024-2025 Total Activity	2025-2026 Total Budget	2025-2026 YTD Activity	2026-2027 2026-2027
					Defined Budgets			
ExpCategory: 59 - Transfers Out								
311-0000-59000	TRANSFER OUT	1,090,000.00	1,090,000.00	1,000,000.00	1,050,786.50	698,578.00	974,000.00	770,679.00
	ExpCategory: 59 - Transfers Out Total:	**1,090,000.00**	**1,090,000.00**	**1,000,000.00**	**1,050,786.50**	**698,578.00**	**974,000.00**	**770,679.00**
	Department: 0000 - 0000 Total:	**3,845,872.00**	**4,302,159.37**	**3,776,114.00**	**4,399,402.98**	**3,590,872.97**	**4,608,287.00**	**4,680,820.00**
	Expense Total:	**3,845,872.00**	**4,302,159.37**	**3,776,114.00**	**4,399,402.98**	**3,590,872.97**	**4,608,287.00**	**4,680,820.00**
	Fund: 311 - SOLID WASTE Surplus (Deficit):	**-382,532.00**	**-234,351.25**	**-188,414.00**	**-64,234.48**	**1,827.03**	**368,782.01**	**299,180.00**

FY 2026-27 BUDGET NARRATIVE

Name of Activity: Sanitation

Account #312-0000

Funding Source: Sanitation Fund

Budget Overview

In 1993, the City Council established this enterprise fund to support a range of environmental sanitation services, including:

- Street sweeping
- Graffiti removal
- Sidewalk cleaning
- Animal control
- Weed abatement
- Litter collection
- Other related sanitation efforts

These services are funded by a $6 monthly fee charged to each residential and non-residential premises within the city.

Animal control services are a key component of this budget unit and include both staff time and the costs associated with transporting injured, abandoned, or stray animals to a local animal hospital or the SPCA in Monterey County near Salinas.

FY 2025-26 Budget Accomplishments

- **Expanded Graffiti Abatement Efforts:** Responded to reported graffiti incidents citywide, improving response times and enhancing neighborhood cleanliness and safety.
- **Improved Animal Control Response:** Continued timely response to animal control calls, including the transport of injured or stray animals to veterinary care facilities and coordination with the SPCA. Facilitated 6 spay and neuter clinics in Soledad.
- **Community Education and Outreach:** Supported public awareness efforts related to responsible pet ownership, litter prevention, and neighborhood cleanliness through coordination with community partners.
- **Interdepartmental Coordination:** Improved coordination with Public Works, Police, and Community Engagement staff to address sanitation-related concerns more efficiently and proactively.

Performance Objectives/Projects to be Delivered in FY 2026-27

- Continue to work with South County Cities to explore the development of a shared animal shelter or holding facility to better serve the region's stray and abandoned animals.
- Expand access to spay and neuter services by increasing the number of community clinics offered throughout the year.
- Launch a community cat program in partnership with local non-profit organizations to humanely manage the population of free-roaming or feral cats through targeted spay and neuter initiatives.
- Coordinate with the Monterey Bay Conservation Corps to support graffiti and vandalism abatement through the Caltrans Clean California Employment Pathways Grant.

		2023-2024 Total Budget	2023-2024 Total Activity	2024-2025 Total Budget	2024-2025 Total Activity	2025-2026 Total Budget	2025-2026 YTD Activity	2026-2027 2026-2027
					Defined Budgets			
Fund: 312 - SANITATION								
Revenue								
Department: 0000 - 0000								
RevCategory: 00 - 00								
312-0000-46200	UTILITY REVENUE	350,000.00	371,286.65	350,000.00	374,981.49	350,000.00	378,625.72	362,000.00
312-0000-46215	PENALTY FEE	7,500.00	8,166.61	7,500.00	9,046.44	7,500.00	8,621.51	8,000.00
312-0000-46315	ANIMAL CONTROL REIMB.	0.00	22.50	0.00	6.00	0.00	0.00	
312-0000-48021	REIMBURSEMENT	0.00	99.38	0.00	0.00	0.00	0.00	
312-0000-48025	MISCELLANEOUS REVENUE	0.00	141.70	0.00	393.79	0.00	0.00	
	RevCategory: 00 - 00 Total:	**357,500.00**	**379,716.84**	**357,500.00**	**384,427.72**	**357,500.00**	**387,247.23**	**370,000.00**
RevCategory: 48 - Other Revenue								
312-0000-48410	INTEREST REVENUE	0.00	164.18	100.00	1,251.41	1,000.00	2,569.57	1,500.00
	RevCategory: 48 - Other Revenue Total:	**0.00**	**164.18**	**100.00**	**1,251.41**	**1,000.00**	**2,569.57**	**1,500.00**
	Department: 0000 - 0000 Total:	**357,500.00**	**379,881.02**	**357,600.00**	**385,679.13**	**358,500.00**	**389,816.80**	**371,500.00**
	Revenue Total:	**357,500.00**	**379,881.02**	**357,600.00**	**385,679.13**	**358,500.00**	**389,816.80**	**371,500.00**
Expense								
Department: 0000 - 0000								
ExpCategory: 51 - Salaries & Benefits								
312-0000-51100	SALARIES	125,526.00	130,154.90	136,330.00	157,289.15	113,506.90	95,467.59	104,257.00
312-0000-51130	OVERTIME	0.00	693.55	1,000.00	767.10	1,000.00	954.10	1,000.00
312-0000-51140	CERTIFICATES	812.00	908.58	1,133.00	998.88	903.47	1,014.13	920.00
312-0000-51155	UNIFORM MAINTENANCE	0.00	0.00	135.00	0.00	357.07	0.00	90.00
312-0000-51160	SALARY - 4850 PAY	0.00	0.00	0.00	1,538.23	0.00	0.00	
312-0000-51200	SOCIAL SECURITY / MEDICARE	9,665.00	11,106.38	10,603.00	12,000.49	8,856.21	9,144.57	8,129.00
312-0000-51210	PERS-PENSION	25,268.00	18,851.45	27,519.00	22,186.74	22,953.48	18,256.03	21,053.00
312-0000-51220	BENEFITS	0.00	836.78	0.00	884.95	0.00	710.96	
312-0000-51230	INSURANCE-MED,DEN,VISION	21,465.00	17,276.88	17,735.00	19,397.09	16,296.60	14,014.78	15,321.00
312-0000-51267	LTD & AD&D	750.00	0.00	847.00	0.00	740.30	0.00	410.00
312-0000-51300	UNEMPLOYMENT INSURANCE	0.00	0.00	0.00	279.21	0.00	6.38	
312-0000-51310	WORKERS COMP	3,124.00	6,981.22	3,124.00	19,710.99	19,794.00	19,515.39	19,794.00
	ExpCategory: 51 - Salaries & Benefits Total:	**186,610.00**	**186,809.74**	**198,426.00**	**235,052.83**	**184,408.03**	**159,083.93**	**170,974.00**
ExpCategory: 52 - Services & Supplies								
312-0000-52015	SUBSCRIPTIONS	2,250.00	0.00	2,250.00	0.00	0.00	0.00	

		Defined Budgets						
		2023-2024 Total Budget	2023-2024 Total Activity	2024-2025 Total Budget	2024-2025 Total Activity	2025-2026 Total Budget	2025-2026 YTD Activity	2026-2027 2026-2027
312-0000-52051	TOOLS & MINOR EQUIPMENT	7,500.00	16.25	1,000.00	0.00	750.00	0.00	750.00
312-0000-52066	AGENCY FEES	11,000.00	15,058.80	11,000.00	20,614.95	11,000.00	11,196.88	11,000.00
312-0000-52080	FLEET SERVICES	3,500.00	1,504.94	3,500.00	0.00	3,500.00	0.00	3,500.00
312-0000-52085	FUEL	5,000.00	6,077.72	5,000.00	7,410.14	5,000.00	4,126.82	5,000.00
312-0000-52091	TRAVEL, MEETINGS & TRAINING	1,500.00	3,423.75	3,500.00	0.00	3,500.00	3,252.00	3,500.00
312-0000-52200	PROFESSIONAL SERVICES/FEES	12,000.00	34,101.89	35,000.00	33,465.00	34,437.00	12,630.50	34,437.00
312-0000-52235	ANIMAL SERVICES	135,000.00	103,664.91	135,000.00	80,486.11	100,000.00	102,959.73	100,000.00
312-0000-52240	IT SERVICES	300.00	0.00	0.00	0.00	0.00	0.00	
312-0000-52310	LIABILITY INSURANCE	350.00	428.40	350.00	1,314.01	955.00	1,124.08	955.00
312-0000-52410	TELEPHONE/DATA/PAGER	250.00	0.00	0.00	0.00	0.00	0.00	
312-0000-52415	CELLULAR PHONE	300.00	225.06	300.00	430.05	300.00	437.05	300.00
312-0000-52518	FACILITIES EXPENSE	700.00	6.57	500.00	33.49	500.00	0.00	500.00
312-0000-52520	MAINTENANCE AGREEMENTS	600.00	3,425.79	650.00	3,769.26	650.00	3,254.18	650.00
312-0000-52525	REPAIRS & MAINTENANCE SUP...	5,000.00	1,688.25	2,000.00	2,427.15	2,000.00	74.00	2,000.00
	ExpCategory: 52 - Services & Supplies Total:	**185,250.00**	**169,622.33**	**200,050.00**	**149,950.16**	**162,592.00**	**139,055.24**	**162,592.00**
ExpCategory: 55 - Other Charges								
312-0000-55100	DEPRECIATION EXPENSE	11,000.00	3,306.00	11,000.00	3,304.11	11,000.00	0.00	3,304.00
312-0000-55120	BAD DEBT EXPENSE	500.00	-37.69	500.00	9,178.61	500.00	0.00	500.00
	ExpCategory: 55 - Other Charges Total:	**11,500.00**	**3,268.31**	**11,500.00**	**12,482.72**	**11,500.00**	**0.00**	**3,804.00**
	Department: 0000 - 0000 Total:	**383,360.00**	**359,700.38**	**409,976.00**	**397,485.71**	**358,500.03**	**298,139.17**	**337,370.00**
	Expense Total:	**383,360.00**	**359,700.38**	**409,976.00**	**397,485.71**	**358,500.03**	**298,139.17**	**337,370.00**
	Fund: 312 - SANITATION Surplus (Deficit):	**-25,860.00**	**20,180.64**	**-52,376.00**	**-11,806.58**	**-0.03**	**91,677.63**	**34,130.00**
	Report Surplus (Deficit):	**-2,237,471.00**	**-661,083.53**	**-6,135,599.00**	**1,584,809.85**	**-3,283,623.98**	**2,375,150.86**	**-1,043,968.00**

Fund Summary

Fund	2023-2024 Total Budget	2023-2024 Total Activity	Defined Budgets 2024-2025 Total Budget	2024-2025 Total Activity	2025-2026 Total Budget	2025-2026 YTD Activity	2026-2027 2026-2027
309 - WATER OPERATIONS	-715,932.00	-776,853.20	-241,936.00	45,509.00	-246,502.54	717,107.36	282,044.00
310 - WASTEWATER OPERATIONS	-1,113,147.00	329,940.28	-5,652,873.00	1,615,341.91	-3,038,948.44	1,197,583.86	-1,659,322.00
311 - SOLID WASTE	-382,532.00	-234,351.25	-188,414.00	-64,234.48	1,827.03	368,782.01	299,180.00
312 - SANITATION	-25,860.00	20,180.64	-52,376.00	-11,806.58	-0.03	91,677.63	34,130.00
Report Surplus (Deficit):	**-2,237,471.00**	**-661,083.53**	**-6,135,599.00**	**1,584,809.85**	**-3,283,623.98**	**2,375,150.86**	**-1,043,968.00**

SPECIAL REVENUE FUNDS

FY 2026-27 BUDGET NARRATIVE

Name of Activity: Gas Tax, Measure X Fund, SB1

Account #410-0000, 411-0000 and 412-0000

Funding Source: State Gas Tax, TAMC Measure X

Budget Overview

The Streets Program is funded primarily through a combination of State Gas Tax revenues, Measure X funds, and SB 1 allocations. These funds support the full scope of maintenance and operational activities necessary to keep Soledad's streets safe, clean, and functional.

Gas Tax revenues are used to cover the cost of labor, equipment, and materials for:

- Street maintenance and repairs (pavement, potholes, striping, crosswalks, centerlines, lane markings)
- Operation and maintenance of traffic signals and streetlights
- Installation and upkeep of regulatory signage (e.g., stop signs, speed limits, street name signs)
- Street sweeping
- Maintenance of stormwater infrastructure such as catch basins and curb inlets
- Street Tree trimming, maintenance, and care
- Maintenance of landscaped areas, including medians and parkways

Measure X is a countywide sales tax administered by the Transportation Agency for Monterey County (TAMC). A portion of these funds is distributed directly to cities for street maintenance. Soledad's anticipated Measure X allocation for FY 2026–27 is $947,8 80

SB 1 (Road Repair and Accountability Act) funding is also dedicated to the Local Streets and Roads Program, supporting essential street maintenance, safety improvements, and pothole repairs.

FY 2025-26 Budget Accomplishments

- Completed HSIP Cycle 10 pedestrian safety improvements at Main & North Streets and Anderson & West Streets, installing high-visibility crosswalks, curb islands, enhanced signage, flashing stop signs, pavement markings, and ADA-compliant curb ramps.
- Improved roadway safety and visibility through updated striping and traffic markings on City streets.

- Finalized design for the Front Street landscaping refresh, supporting corridor beautification, safety, and long-term streetscape improvements.
- Issued a Request for Proposals (RFP) for the West Street Road Diet Project to improve multimodal safety and connectivity and secured an additional $800,000 in funding to support project implementation.
- Completed installation of new street light poles on Metz Road, Front Street and Moranda Road, enhancing safety, visibility, and neighborhood security.

Performance Objectives/Projects to be Delivered in FY 2026-27

- Implement a citywide street resurfacing program using slurry seal treatments to extend pavement life, protect the City's investment in roadway infrastructure, and improve driving conditions.
- Upgrade pavement markings to current standards to improve visibility, traffic operations, and safety for all roadway users.
- Implement the Front Street Landscape Project to enhance the appearance, safety, and overall streetscape along this important corridor.
- Expand participation in the Sidewalk Cost Share Program to assist property owners with needed sidewalk repairs and improve pedestrian safety and accessibility.
- Complete construction of the West Street Road Diet Project, funded through a competitive TAMC grant, to improve safety and mobility for pedestrians, bicyclists, and motorists.
- Implement the Downtown Streetscape Enhancement Project, funded through a federal earmark secured by Congresswoman Zoe Lofgren, to incorporate decorative lighting and public art that enhance Downtown's appearance, identity, and pedestrian environment.

								Defined Budgets
		2023-2024 Total Budget	2023-2024 Total Activity	2024-2025 Total Budget	2024-2025 Total Activity	2025-2026 Total Budget	2025-2026 YTD Activity	2026-2027 2026-2027
Fund: 410 - GAS TAX								
Revenue								
Department: 0000 - 0000								
RevCategory: 00 - 00								
410-0000-47140	GRANT REVENUE	42,200.00	215,796.50	2,203,640.00	507,804.02	2,758,000.00	-96,413.71	3,910,000.00
410-0000-48025	MISCELLANEOUS REVENUE	0.00	30,079.33	20,000.00	46,222.82	20,000.00	25,835.30	20,000.00
	RevCategory: 00 - 00 Total:	**42,200.00**	**245,875.83**	**2,223,640.00**	**554,026.84**	**2,778,000.00**	**-70,578.41**	**3,930,000.00**
RevCategory: 41 - Other Taxes								
410-0000-41155	GAS TAX 2103	273,517.00	251,085.21	260,397.00	263,195.52	250,714.00	259,984.81	272,705.00
410-0000-41156	GAS TAX 2105	181,124.00	167,446.31	174,231.00	171,163.61	175,379.00	167,584.14	178,242.00
410-0000-41157	GAS TAX 2106	82,601.00	77,146.10	79,443.00	79,676.24	79,950.00	79,115.55	82,466.00
410-0000-41158	GAS TAX 2107	217,554.00	226,653.12	237,605.00	227,063.60	239,352.00	205,173.99	238,228.00
410-0000-41159	GAS TAX 2107.5	6,000.00	6,000.00	6,000.00	6,000.00	6,000.00	23,945.88	6,000.00
	RevCategory: 41 - Other Taxes Total:	**760,796.00**	**728,330.74**	**757,676.00**	**747,098.97**	**751,395.00**	**735,804.37**	**777,641.00**
	Department: 0000 - 0000 Total:	**802,996.00**	**974,206.57**	**2,981,316.00**	**1,301,125.81**	**3,529,395.00**	**665,225.96**	**4,707,641.00**
	Revenue Total:	**802,996.00**	**974,206.57**	**2,981,316.00**	**1,301,125.81**	**3,529,395.00**	**665,225.96**	**4,707,641.00**
Expense								
Department: 0000 - 0000								
ExpCategory: 51 - Salaries & Benefits								
410-0000-51100	SALARIES	383,401.00	378,151.53	288,518.00	299,391.32	352,815.35	546,582.48	330,341.00
410-0000-51130	OVERTIME	2,000.00	3,892.35	2,000.00	4,928.30	2,000.00	3,415.12	2,000.00
410-0000-51140	CERTIFICATES	1,702.00	2,000.40	2,604.00	2,130.56	2,237.49	2,165.66	2,264.00
410-0000-51145	ON CALL	0.00	0.00	7,300.00	0.00	7,300.00	0.00	7,300.00
410-0000-51155	UNIFORM MAINTENANCE	0.00	0.00	396.00	0.00	695.79	0.00	203.00
410-0000-51160	SALARY - 4850 PAY	0.00	0.00	0.00	6,614.33	0.00	0.00	
410-0000-51200	SOCIAL SECURITY / MEDICARE	30,165.00	27,907.76	23,013.00	33,218.09	27,926.22	28,568.60	26,171.00
410-0000-51210	PERS-PENSION	78,463.00	55,234.14	59,764.00	57,563.22	64,588.01	58,530.45	57,322.00
410-0000-51220	BENEFITS	0.00	2,530.29	0.00	2,837.14	0.00	2,392.37	

		Defined Budgets						
		2023-2024 Total Budget	2023-2024 Total Activity	2024-2025 Total Budget	2024-2025 Total Activity	2025-2026 Total Budget	2025-2026 YTD Activity	2026-2027 2026-2027
410-0000-51230	INSURANCE-MED,DEN,VISION	40,000.00	48,529.02	31,604.00	61,488.01	34,400.00	31,456.50	34,871.00
410-0000-51267	LTD & AD&D	2,366.00	0.00	1,779.00	0.00	2,043.75	0.00	1,284.00
410-0000-51300	UNEMPLOYMENT INSURANCE	0.00	0.00	0.00	582.21	0.00	13.37	
410-0000-51310	WORKERS COMP	3,990.00	8,916.49	3,990.00	30,241.15	29,569.00	29,171.37	29,569.00
	ExpCategory: 51 - Salaries & Benefits Total:	**542,087.00**	**527,161.98**	**420,968.00**	**498,994.33**	**523,575.61**	**702,295.92**	**491,325.00**
ExpCategory: 52 - Services & Supplies								
410-0000-52010	MEMBERSHIP DUES	1,700.00	2,625.00	2,600.00	2,950.00	2,600.00	2,773.66	2,600.00
410-0000-52040	OFFICE SUPPLIES	200.00	0.00	0.00	24.74	0.00	171.64	
410-0000-52080	FLEET SERVICES	7,500.00	1,251.81	1,500.00	0.00	1,500.00	584.50	1,500.00
410-0000-52085	FUEL	6,000.00	7,173.31	6,000.00	7,161.06	6,000.00	6,972.65	6,000.00
410-0000-52091	TRAVEL, MEETINGS & TRAINING	2,500.00	737.50	1,000.00	88.57	1,000.00	3,025.56	1,000.00
410-0000-52139	STRIPING AND SIGNS	10,000.00	3,357.31	0.00	5,349.74	10,000.00	0.00	10,000.00
410-0000-52170	PROGRAM COST	10,000.00	2,567.24	10,000.00	392.25	0.00	0.00	
410-0000-52200	PROFESSIONAL SERVICES/FEES	10,000.00	74,392.77	20,000.00	19,984.00	20,000.00	15,723.02	20,000.00
410-0000-52225	AUDITING SERVICES	3,700.00	4,556.00	3,700.00	3,700.00	3,700.00	0.00	3,700.00
410-0000-52310	LIABILITY INSURANCE	0.00	0.00	0.00	1,089.72	0.00	626.57	
410-0000-52400	UTILITIES	135,000.00	178,052.42	150,000.00	208,171.32	150,000.00	179,023.93	150,000.00
410-0000-52410	TELEPHONE/DATA/PAGER	1,000.00	0.00	0.00	0.00	0.00	0.00	
410-0000-52415	CELLULAR PHONE	800.00	1,504.07	800.00	1,462.91	800.00	1,410.67	800.00
410-0000-52518	FACILITIES EXPENSE	3,000.00	29.57	1,000.00	230.70	1,000.00	450.00	1,000.00
410-0000-52520	MAINTENANCE AGREEMENTS	6,000.00	9,333.28	6,000.00	8,594.20	6,000.00	5,117.02	6,000.00
410-0000-52525	REPAIRS & MAINTENANCE SUP...	5,000.00	1,561.73	5,000.00	111.29	5,000.00	334.59	5,000.00
410-0000-52531	STREET MAINTENANCE	13,000.00	68,344.59	23,000.00	45,962.68	23,000.00	49,059.65	23,000.00
	ExpCategory: 52 - Services & Supplies Total:	**215,400.00**	**355,486.60**	**230,600.00**	**305,273.18**	**230,600.00**	**265,273.46**	**230,600.00**
ExpCategory: 57 - Capital Outlay								
410-0000-57000	CAPITAL OUTLAY - IMPROVEM...	0.00	5,525.00	2,253,640.00	481,003.95	2,758,000.00	155,779.54	3,910,000.00
410-0000-57032	SIGNAL MAINTENANCE	12,000.00	6,092.44	12,000.00	13,354.21	12,000.00	19,795.33	12,000.00
410-0000-57100	CAPITAL OUTLAY - COMPUTER	1,000.00	0.00	0.00	250.00	0.00	250.00	

		2023-2024 Total Budget	2023-2024 Total Activity	2024-2025 Total Budget	2024-2025 Total Activity	2025-2026 Total Budget	2025-2026 YTD Activity	Defined Budgets 2026-2027
410-0000-57220	CAPITAL OUTLAY - VEHICLE	32,500.00	0.00	45,000.00	0.00	0.00	0.00	
	ExpCategory: 57 - Capital Outlay Total:	**45,500.00**	**11,617.44**	**2,310,640.00**	**494,608.16**	**2,770,000.00**	**175,824.87**	**3,922,000.00**
	Department: 0000 - 0000 Total:	**802,987.00**	**894,266.02**	**2,962,208.00**	**1,298,875.67**	**3,524,175.61**	**1,143,394.25**	**4,643,925.00**
	Expense Total:	**802,987.00**	**894,266.02**	**2,962,208.00**	**1,298,875.67**	**3,524,175.61**	**1,143,394.25**	**4,643,925.00**
	Fund: 410 - GAS TAX Surplus (Deficit):	**9.00**	**79,940.55**	**19,108.00**	**2,250.14**	**5,219.39**	**-478,168.29**	**63,716.00**

		2023-2024 Total Budget	2023-2024 Total Activity	2024-2025 Total Budget	2024-2025 Total Activity	2025-2026 Total Budget	2025-2026 YTD Activity	2026-2027 2026-2027
					Defined Budgets			
Fund: 411 - GAS TAX SB1								
Revenue								
Department: 0000 - 0000								
RevCategory: 41 - Other Taxes								
411-0000-41160	GAS TAX SB1	682,328.00	712,298.64	714,879.00	751,814.66	722,823.00	695,173.05	775,154.00
	RevCategory: 41 - Other Taxes Total:	**682,328.00**	**712,298.64**	**714,879.00**	**751,814.66**	**722,823.00**	**695,173.05**	**775,154.00**
RevCategory: 48 - Other Revenue								
411-0000-48410	INTEREST REVENUE	0.00	84,070.86	25,000.00	107,554.24	50,000.00	118,658.61	50,000.00
	RevCategory: 48 - Other Revenue Total:	**0.00**	**84,070.86**	**25,000.00**	**107,554.24**	**50,000.00**	**118,658.61**	**50,000.00**
	Department: 0000 - 0000 Total:	**682,328.00**	**796,369.50**	**739,879.00**	**859,368.90**	**772,823.00**	**813,831.66**	**825,154.00**
	Revenue Total:	**682,328.00**	**796,369.50**	**739,879.00**	**859,368.90**	**772,823.00**	**813,831.66**	**825,154.00**
Expense								
Department: 0000 - 0000								
ExpCategory: 52 - Services & Supplies								
411-0000-52200	PROFESSIONAL SERVICES/FEES	0.00	0.00	0.00	0.00	0.00	7,553.75	
411-0000-52531	STREET MAINTENANCE	560,000.00	6,910.00	15,000.00	0.00	15,000.00	0.00	15,000.00
	ExpCategory: 52 - Services & Supplies Total:	**560,000.00**	**6,910.00**	**15,000.00**	**0.00**	**15,000.00**	**7,553.75**	**15,000.00**
ExpCategory: 57 - Capital Outlay								
411-0000-57000	CAPITAL OUTLAY - IMPROVEM...	0.00	862.06	1,073,688.00	313,715.57	720,000.00	12,784.20	3,197,769.00
	ExpCategory: 57 - Capital Outlay Total:	**0.00**	**862.06**	**1,073,688.00**	**313,715.57**	**720,000.00**	**12,784.20**	**3,197,769.00**
	Department: 0000 - 0000 Total:	**560,000.00**	**7,772.06**	**1,088,688.00**	**313,715.57**	**735,000.00**	**20,337.95**	**3,212,769.00**
	Expense Total:	**560,000.00**	**7,772.06**	**1,088,688.00**	**313,715.57**	**735,000.00**	**20,337.95**	**3,212,769.00**
	Fund: 411 - GAS TAX SB1 Surplus (Deficit):	**122,328.00**	**788,597.44**	**-348,809.00**	**545,653.33**	**37,823.00**	**793,493.71**	**-2,387,615.00**

		Defined Budgets						
		2023-2024 Total Budget	2023-2024 Total Activity	2024-2025 Total Budget	2024-2025 Total Activity	2025-2026 Total Budget	2025-2026 YTD Activity	2026-2027 2026-2027
Fund: 412 - MEASURE X FUND								
Revenue								
Department: 0000 - 0000								
RevCategory: 00 - 00								
412-0000-47140	GRANT REVENUE	0.00	330,593.00	0.00	68,335.76	777,240.00	0.00	777,240.00
412-0000-48025	MISCELLANEOUS REVENUE	0.00	0.00	0.00	0.00	0.00	41,077.00	
	RevCategory: 00 - 00 Total:	**0.00**	**330,593.00**	**0.00**	**68,335.76**	**777,240.00**	**41,077.00**	**777,240.00**
RevCategory: 41 - Other Taxes								
412-0000-41102	SALES TAX - MEASURE X	850,000.00	842,929.57	850,000.00	981,601.44	903,000.00	736,837.58	947,880.00
	RevCategory: 41 - Other Taxes Total:	**850,000.00**	**842,929.57**	**850,000.00**	**981,601.44**	**903,000.00**	**736,837.58**	**947,880.00**
RevCategory: 48 - Other Revenue								
412-0000-48410	INTEREST REVENUE	5,000.00	180,059.52	100,000.00	158,044.13	10,000.00	38,245.69	15,000.00
	RevCategory: 48 - Other Revenue Total:	**5,000.00**	**180,059.52**	**100,000.00**	**158,044.13**	**10,000.00**	**38,245.69**	**15,000.00**
	Department: 0000 - 0000 Total:	**855,000.00**	**1,353,582.09**	**950,000.00**	**1,207,981.33**	**1,690,240.00**	**816,160.27**	**1,740,120.00**
	Revenue Total:	**855,000.00**	**1,353,582.09**	**950,000.00**	**1,207,981.33**	**1,690,240.00**	**816,160.27**	**1,740,120.00**
Expense								
Department: 0000 - 0000								
ExpCategory: 52 - Services & Supplies								
412-0000-52139	STRIPING AND SIGNS	0.00	8,050.81	0.00	0.00	0.00	0.00	
412-0000-52200	PROFESSIONAL SERVICES/FEES	25,000.00	54,859.72	50,000.00	31,525.98	50,000.00	63,725.15	50,000.00
412-0000-52525	SIGNAL MAINTENANCE	0.00	9,179.27	0.00	0.00	0.00	0.00	
412-0000-52531	STREET MAINTENANCE	0.00	11,510.00	0.00	60,058.69	0.00	52,860.95	
	ExpCategory: 52 - Services & Supplies Total:	**25,000.00**	**83,599.80**	**50,000.00**	**91,584.67**	**50,000.00**	**116,586.10**	**50,000.00**
ExpCategory: 57 - Capital Outlay								
412-0000-57000	CAPITAL OUTLAY - IMPROVEM...	4,275,000.00	389,143.24	4,576,005.00	4,560,081.16	1,340,600.00	781,753.24	1,348,600.00
	ExpCategory: 57 - Capital Outlay Total:	**4,275,000.00**	**389,143.24**	**4,576,005.00**	**4,560,081.16**	**1,340,600.00**	**781,753.24**	**1,348,600.00**
	Department: 0000 - 0000 Total:	**4,300,000.00**	**472,743.04**	**4,626,005.00**	**4,651,665.83**	**1,390,600.00**	**898,339.34**	**1,398,600.00**
	Expense Total:	**4,300,000.00**	**472,743.04**	**4,626,005.00**	**4,651,665.83**	**1,390,600.00**	**898,339.34**	**1,398,600.00**
	Fund: 412 - MEASURE X FUND Surplus (Deficit):	**-3,445,000.00**	**880,839.05**	**-3,676,005.00**	**-3,443,684.50**	**299,640.00**	**-82,179.07**	**341,520.00**
	Report Surplus (Deficit):	**-3,322,663.00**	**1,749,377.04**	**-4,005,706.00**	**-2,895,781.03**	**342,682.39**	**233,146.35**	**-1,982,379.00**

Fund Summary

Fund		2023-2024 Total Budget	2023-2024 Total Activity	Defined Budgets 2024-2025 Total Budget	2024-2025 Total Activity	2025-2026 Total Budget	2025-2026 YTD Activity	2026-2027 2026-2027
410 - GAS TAX		9.00	79,940.55	19,108.00	2,250.14	5,219.39	-478,168.29	63,716.00
411 - GAS TAX SB1		122,328.00	788,597.44	-348,809.00	545,653.33	37,823.00	793,493.71	-2,387,615.00
412 - MEASURE X FUND		-3,445,000.00	880,839.05	-3,676,005.00	-3,443,684.50	299,640.00	-82,179.07	341,520.00
	Report Surplus (Deficit):	**-3,322,663.00**	**1,749,377.04**	**-4,005,706.00**	**-2,895,781.03**	**342,682.39**	**233,146.35**	**-1,982,379.00**

FY 2026-27 BUDGET NARRATIVE

Name of Activity: CDBG and HOME Grants

Account # 2xx-000

Funding Source: Program Income and Grants

Budget Overview

This fund is dedicated to the Community & Economic Development Department's (CEDD) administration of the Community Development Block Grant (CDBG) and HOME Investment Partnerships (HOME) programs, including associated program income. These funds support a variety of eligible housing assistance, affordable housing, and economic development activities.

The City is a non-entitlement jurisdiction for both CDBG and HOME and applies for funding through the California Department of Housing and Community Development (HCD), which administers federal funding for smaller jurisdictions that do not receive allocations directly from the federal government.

Due to the extensive accounting, reporting, monitoring, and compliance requirements associated with CDBG and HOME, the City maintains these programs in a separate fund to clearly track revenues and expenditures and ensure that funds are used for eligible purposes.

CDBG and HOME funds support a portion of eligible staff costs associated with program administration, as well as specialized consultant services. Consultants assist the City with long-term monitoring of CDBG- and HOME-assisted housing units, preparation of required compliance reports, and underwriting and monitoring of business loans funded through CDBG.

While CEDD also secures and administers other grant programs, including Encampment Resolution Funding (ERF) that supports the Sendero Interim Housing Project and services to help individuals experiencing homelessness secure stable housing, those grants are accounted for within the broader CEDD budget and are not included in this fund.

FY 2025-26 Budget Accomplishments

- Expanded access to business financing through the CDBG Business Assistance Loan Program, assisting five businesses and supporting the creation of **18 new full-time jobs**.
- Secured a **$300,000 CDBG Planning Grant** to fund pre-construction, design, and pre-development activities for the Downtown Container Village Project.
- Secured **$500,000 in HOME funding** to establish a First-Time Homebuyer Program and expand homeownership opportunities for eligible Soledad residents.

- Invested approximately $75,000 in CDBG Program Income to repair the HVAC system at the Community Center.

Performance Objectives/Projects to be Delivered in FY 2026–27

- Launch the First-Time Homebuyer Program to provide financial assistance to eligible households and expand homeownership opportunities within Soledad.
- Initiate the $300,000 CDBG Planning Grant and advance planning, design, and pre-development activities for the Downtown Container Village Project.
- Evaluate the use of HOME Program Income to support the development of affordable housing by Eden Housing at either Parcel E or 540 Gabilan Drive.

Soledad, CA

Budget Worksheet
Account Summary
For Fiscal: 2025-2026 Period Ending: 06/30/2026

		Total Budget	Total Activity	Defined Budgets 2024-2025 Total Budget	2024-2025 Total Activity	2025-2026 Total Budget	2025-2026 YTD Activity	2026-2027 2026-2027
Fund: 121 - Grants - State								
Revenue								
Department: 0000 - 0000								
RevCategory: 00 - 00								
121-0000-47110	STATE GRANTS	0.00	0.00	0.00	2,505,636.98	0.00	268,640.20	286,146.00
	RevCategory: 00 - 00 Total:	**0.00**	**0.00**	**0.00**	**2,505,636.98**	**0.00**	**268,640.20**	**286,146.00**
RevCategory: 48 - Other Revenue								
121-0000-48410	INTEREST REVENUE	0.00	0.00	0.00	27,810.32	7,500.00	35,111.84	7,500.00
	RevCategory: 48 - Other Revenue Total:	**0.00**	**0.00**	**0.00**	**27,810.32**	**7,500.00**	**35,111.84**	**7,500.00**
	Department: 0000 - 0000 Total:	**0.00**	**0.00**	**0.00**	**2,533,447.30**	**7,500.00**	**303,752.04**	**293,646.00**
	Revenue Total:	**0.00**	**0.00**	**0.00**	**2,533,447.30**	**7,500.00**	**303,752.04**	**293,646.00**
Expense								
Department: 0000 - 0000								
ExpCategory: 51 - Salaries & Benefits								
121-0000-51100	SALARIES	0.00	0.00	0.00	28,073.32	84,245.00	47,842.09	157,311.00
121-0000-51200	SOCIAL SECURITY / MEDICARE	0.00	0.00	0.00	2,062.27	6,445.00	3,483.55	12,034.00
121-0000-51210	PERS-PENSION	0.00	0.00	0.00	2,210.89	16,849.00	10,294.51	31,462.00
121-0000-51220	BENEFITS	0.00	0.00	0.00	213.43	545.00	290.39	391.00
121-0000-51225	DEFERRED COMPENSATION	0.00	0.00	0.00	0.00	0.00	0.00	1,272.00
121-0000-51230	INSURANCE-MED,DEN,VISION	0.00	0.00	0.00	3,146.15	8,999.00	1,620.50	14,455.00
	ExpCategory: 51 - Salaries & Benefits Total:	**0.00**	**0.00**	**0.00**	**35,706.06**	**117,083.00**	**63,531.04**	**216,925.00**
ExpCategory: 52 - Services & Supplies								
121-0000-52190	RENT/UTILITY ASSISTANCE	0.00	0.00	0.00	163,981.01	0.00	159,890.45	
121-0000-52200	PROFESSIONAL SERVICES/FEES	0.00	0.00	0.00	342,822.46	1,742,321.00	1,617,583.89	181,825.00
121-0000-52400	UTILITIES	0.00	0.00	0.00	0.00	0.00	10,944.97	
121-0000-52520	MAINTENANCE AGREEMENTS	0.00	0.00	0.00	14.14	0.00	0.00	
121-0000-52525	REPAIRS & MAINTENANCE SUP...	0.00	0.00	0.00	97,893.94	0.00	22,915.14	
	ExpCategory: 52 - Services & Supplies Total:	**0.00**	**0.00**	**0.00**	**604,711.55**	**1,742,321.00**	**1,811,334.45**	**181,825.00**

		Total Budget	Total Activity	2024-2025 Total Budget	2024-2025 Total Activity	2025-2026 Total Budget	2025-2026 YTD Activity	2026-2027 2026-2027
					Defined Budgets			
ExpCategory: 57 - Capital Outlay								
121-0000-57100	CAPITAL OUTLAY - COMPUTER	0.00	0.00	0.00	1,198.79	0.00	0.00	
121-0000-57220	CAPITAL OUTLAY - VEHICLE	0.00	0.00	0.00	0.00	0.00	56,196.07	
	ExpCategory: 57 - Capital Outlay Total:	**0.00**	**0.00**	**0.00**	**1,198.79**	**0.00**	**56,196.07**	**0.00**
	Department: 0000 - 0000 Total:	**0.00**	**0.00**	**0.00**	**641,616.40**	**1,859,404.00**	**1,931,061.56**	**398,750.00**
	Expense Total:	**0.00**	**0.00**	**0.00**	**641,616.40**	**1,859,404.00**	**1,931,061.56**	**398,750.00**
	Fund: 121 - Grants - State Surplus (Deficit):	**0.00**	**0.00**	**0.00**	**1,891,830.90**	**-1,851,904.00**	**-1,627,309.52**	**-105,104.00**
	Report Surplus (Deficit):	**0.00**	**0.00**	**0.00**	**1,891,830.90**	**-1,851,904.00**	**-1,627,309.52**	**-105,104.00**

Fund Summary

Fund	Total Budget	Total Activity	Defined Budgets 2024-2025 Total Budget	2024-2025 Total Activity	2025-2026 Total Budget	2025-2026 YTD Activity	2026-2027 2026-2027
121 - Grants - State	0.00	0.00	0.00	1,891,830.90	-1,851,904.00	-1,627,309.52	-105,104.00
Report Surplus (Deficit):	**0.00**	**0.00**	**0.00**	**1,891,830.90**	**-1,851,904.00**	**-1,627,309.52**	**-105,104.00**

							Defined Budgets	
		2023-2024 Total Budget	2023-2024 Total Activity	2024-2025 Total Budget	2024-2025 Total Activity	2025-2026 Total Budget	2025-2026 YTD Activity	2026-2027 2026-2027
Fund: 200 - HOME PROGRAM INCOME								
Revenue								
Department: 0000 - 0000								
RevCategory: 00 - 00								
200-0000-47120	PROGRAM INCOME	0.00	6,000.00	6,000.00	141,502.76	6,000.00	23,235.14	23,000.00
	RevCategory: 00 - 00 Total:	**0.00**	**6,000.00**	**6,000.00**	**141,502.76**	**6,000.00**	**23,235.14**	**23,000.00**
RevCategory: 48 - Other Revenue								
200-0000-48410	INTEREST REVENUE	0.00	11,364.15	7,500.00	15,755.81	10,000.00	15,681.71	12,500.00
	RevCategory: 48 - Other Revenue Total:	**0.00**	**11,364.15**	**7,500.00**	**15,755.81**	**10,000.00**	**15,681.71**	**12,500.00**
	Department: 0000 - 0000 Total:	**0.00**	**17,364.15**	**13,500.00**	**157,258.57**	**16,000.00**	**38,916.85**	**35,500.00**
	Revenue Total:	**0.00**	**17,364.15**	**13,500.00**	**157,258.57**	**16,000.00**	**38,916.85**	**35,500.00**
Expense								
Department: 0000 - 0000								
ExpCategory: 52 - Services & Supplies								
200-0000-52200	PROFESSIONAL SERVICES/FEES	0.00	10,421.32	0.00	8,225.20	2,500.00	0.00	2,500.00
	ExpCategory: 52 - Services & Supplies Total:	**0.00**	**10,421.32**	**0.00**	**8,225.20**	**2,500.00**	**0.00**	**2,500.00**
ExpCategory: 59 - Transfers Out								
200-0000-59000	TRANSFER OUT	0.00	0.00	0.00	0.00	25,000.00	0.00	25,000.00
	ExpCategory: 59 - Transfers Out Total:	**0.00**	**0.00**	**0.00**	**0.00**	**25,000.00**	**0.00**	**25,000.00**
	Department: 0000 - 0000 Total:	**0.00**	**10,421.32**	**0.00**	**8,225.20**	**27,500.00**	**0.00**	**27,500.00**
	Expense Total:	**0.00**	**10,421.32**	**0.00**	**8,225.20**	**27,500.00**	**0.00**	**27,500.00**
	Fund: 200 - HOME PROGRAM INCOME Surplus (Deficit):	**0.00**	**6,942.83**	**13,500.00**	**149,033.37**	**-11,500.00**	**38,916.85**	**8,000.00**

		2023-2024 Total Budget	2023-2024 Total Activity	2024-2025 Total Budget	2024-2025 Total Activity	2025-2026 Total Budget	2025-2026 YTD Activity	2026-2027 2026-2027
					Defined Budgets			
Fund: 201 - CDBG PROGRAM INCOME								
Revenue								
Department: 0000 - 0000								
RevCategory: 00 - 00								
201-0000-47120	PROGRAM INCOME	0.00	56,089.48	50,000.00	116,522.35	50,000.00	89,724.21	75,000.00
	RevCategory: 00 - 00 Total:	**0.00**	**56,089.48**	**50,000.00**	**116,522.35**	**50,000.00**	**89,724.21**	**75,000.00**
RevCategory: 48 - Other Revenue								
201-0000-48410	INTEREST REVENUE	0.00	8,863.50	6,000.00	11,292.53	8,500.00	12,325.02	7,500.00
	RevCategory: 48 - Other Revenue Total:	**0.00**	**8,863.50**	**6,000.00**	**11,292.53**	**8,500.00**	**12,325.02**	**7,500.00**
	Department: 0000 - 0000 Total:	**0.00**	**64,952.98**	**56,000.00**	**127,814.88**	**58,500.00**	**102,049.23**	**82,500.00**
	Revenue Total:	**0.00**	**64,952.98**	**56,000.00**	**127,814.88**	**58,500.00**	**102,049.23**	**82,500.00**
Expense								
Department: 0000 - 0000								
ExpCategory: 52 - Services & Supplies								
201-0000-52200	PROFESSIONAL SERVICES/FEES	2,500.00	31,116.91	2,500.00	0.00	2,500.00	79,900.00	2,500.00
	ExpCategory: 52 - Services & Supplies Total:	**2,500.00**	**31,116.91**	**2,500.00**	**0.00**	**2,500.00**	**79,900.00**	**2,500.00**
ExpCategory: 59 - Transfers Out								
201-0000-59000	TRANSFER OUT	0.00	0.00	0.00	0.00	25,000.00	0.00	25,000.00
	ExpCategory: 59 - Transfers Out Total:	**0.00**	**0.00**	**0.00**	**0.00**	**25,000.00**	**0.00**	**25,000.00**
	Department: 0000 - 0000 Total:	**2,500.00**	**31,116.91**	**2,500.00**	**0.00**	**27,500.00**	**79,900.00**	**27,500.00**
	Expense Total:	**2,500.00**	**31,116.91**	**2,500.00**	**0.00**	**27,500.00**	**79,900.00**	**27,500.00**
	Fund: 201 - CDBG PROGRAM INCOME Surplus (Deficit):	**-2,500.00**	**33,836.07**	**53,500.00**	**127,814.88**	**31,000.00**	**22,149.23**	**55,000.00**
	Report Surplus (Deficit):	**-2,500.00**	**40,778.90**	**67,000.00**	**276,848.25**	**19,500.00**	**61,066.08**	**63,000.00**

Fund Summary

Fund		2023-2024 Total Budget	2023-2024 Total Activity	Defined Budgets 2024-2025 Total Budget	2024-2025 Total Activity	2025-2026 Total Budget	2025-2026 YTD Activity	2026-2027 2026-2027
200 - HOME PROGRAM INCOME		0.00	6,942.83	13,500.00	149,033.37	-11,500.00	38,916.85	8,000.00
201 - CDBG PROGRAM INCOME		-2,500.00	33,836.07	53,500.00	127,814.88	31,000.00	22,149.23	55,000.00
	Report Surplus (Deficit):	**-2,500.00**	**40,778.90**	**67,000.00**	**276,848.25**	**19,500.00**	**61,066.08**	**63,000.00**

Soledad, CA

Budget Worksheet

Account Summary

For Fiscal: 2025-2026 Period Ending: 06/30/2026

								Defined Budgets
			2023-2024 Total Budget	2023-2024 Total Activity	2024-2025 Total Budget	2024-2025 Total Activity	2025-2026 Total Budget	2025-2026 YTD Activity	2026-2027 2026-2027
Fund: 213 - UCDR GRANT									
Revenue									
Department: 0000 - 0000									
RevCategory: 00 - 00									
213-0000-47140	GRANT REVENUE		0.00	648,870.13	0.00	1,506,354.86	14,350,000.00	7,547,494.21	6,995,302.00
	RevCategory: 00 - 00 Total:		**0.00**	**648,870.13**	**0.00**	**1,506,354.86**	**14,350,000.00**	**7,547,494.21**	**6,995,302.00**
	Department: 0000 - 0000 Total:		**0.00**	**648,870.13**	**0.00**	**1,506,354.86**	**14,350,000.00**	**7,547,494.21**	**6,995,302.00**
	Revenue Total:		**0.00**	**648,870.13**	**0.00**	**1,506,354.86**	**14,350,000.00**	**7,547,494.21**	**6,995,302.00**
Expense									
Department: 0000 - 0000									
ExpCategory: 51 - Salaries & Benefits									
213-0000-51100	SALARIES		0.00	0.00	0.00	0.00	0.00	14,325.13	
213-0000-51200	SOCIAL SECURITY / MEDICARE		0.00	0.00	0.00	0.00	0.00	1,027.60	
213-0000-51210	PERS - PENSION		0.00	0.00	0.00	0.00	0.00	1,340.76	
213-0000-51220	BENEFITS		0.00	0.00	0.00	0.00	0.00	91.48	
213-0000-51230	INSURANCE-MED,DEN,VISION		0.00	0.00	0.00	0.00	0.00	1,658.50	
	ExpCategory: 51 - Salaries & Benefits Total:		**0.00**	**0.00**	**0.00**	**0.00**	**0.00**	**18,443.47**	**0.00**
ExpCategory: 52 - Services & Supplies									
213-0000-52200	PROFESSIONAL SERVICES/FEES		0.00	-0.23	0.00	1,567,343.07	0.00	8,934,092.01	
213-0000-52310	LIABILITY INSURANCE		0.00	0.00	0.00	0.00	0.00	21.44	
	ExpCategory: 52 - Services & Supplies Total:		**0.00**	**-0.23**	**0.00**	**1,567,343.07**	**0.00**	**8,934,113.45**	**0.00**
ExpCategory: 57 - Capital Outlay									
213-0000-57000	CAPITAL OUTLAY - IMPROVEM...		0.00	0.00	0.00	-1,548,147.09	14,315,000.00	0.00	6,960,302.00
	ExpCategory: 57 - Capital Outlay Total:		**0.00**	**0.00**	**0.00**	**-1,548,147.09**	**14,315,000.00**	**0.00**	**6,960,302.00**

		2023-2024 Total Budget	2023-2024 Total Activity	2024-2025 Total Budget	2024-2025 Total Activity	2025-2026 Total Budget	2025-2026 YTD Activity	2026-2027 2026-2027
					Defined Budgets			
ExpCategory: 59 - Transfers Out								
213-0000-59000	TRANSFER OUT	0.00	0.00	0.00	1,548,147.09	35,000.00	0.00	35,000.00
	ExpCategory: 59 - Transfers Out Total:	**0.00**	**0.00**	**0.00**	**1,548,147.09**	**35,000.00**	**0.00**	**35,000.00**
	Department: 0000 - 0000 Total:	**0.00**	**-0.23**	**0.00**	**1,567,343.07**	**14,350,000.00**	**8,952,556.92**	**6,995,302.00**
	Expense Total:	**0.00**	**-0.23**	**0.00**	**1,567,343.07**	**14,350,000.00**	**8,952,556.92**	**6,995,302.00**
	Fund: 213 - UCDR GRANT Surplus (Deficit):	**0.00**	**648,870.36**	**0.00**	**-60,988.21**	**0.00**	**-1,405,062.71**	**0.00**
	Report Surplus (Deficit):	**0.00**	**648,870.36**	**0.00**	**-60,988.21**	**0.00**	**-1,405,062.71**	**0.00**

Fund Summary

Fund		2023-2024 Total Budget	2023-2024 Total Activity	Defined Budgets 2024-2025 Total Budget	2024-2025 Total Activity	2025-2026 Total Budget	2025-2026 YTD Activity	2026-2027 2026-2027
213 - UCDR GRANT		0.00	648,870.36	0.00	-60,988.21	0.00	-1,405,062.71	0.00
	Report Surplus (Deficit):	**0.00**	**648,870.36**	**0.00**	**-60,988.21**	**0.00**	**-1,405,062.71**	**0.00**

FY 2026-27 BUDGET NARRATIVE

Name of Activity: Public Safety Special Revenue Funds

Account #415-0000, 417-0000, 418-0000, and 431-0000

Funding Source: Proposition 172, Asset Forfeitures, Vehicle Abatement, and CSA 74

Budget Overview

The Public Safety Special Revenue Funds provide dedicated funding for Police and Fire services. The Traffic Safety, Asset Forfeiture, and Vehicle Abatement funds are restricted to eligible law enforcement activities and related expenditures. The Fire EMS (CSA 74) Fund provides dedicated funding for eligible fire and emergency medical service operating costs, including equipment, supplies, and other public safety needs.

FY 2025-26 Budget Accomplishments

- Utilized Proposition 172 funds to acquire Police Department servers and support vehicle lease payments.
- Funded the annual cost of the Passport vehicle citation system using Vehicle Abatement Funds.
- Replaced worn fire hoses using Fire EMS funds to support firefighter safety and operational readiness.

Performance Objectives/Projects to be Delivered in FY 2026-27

- Purchase Police Department equipment and fund ongoing vehicle lease payments using Proposition 172 Funds.
- Continue to fund the annual cost of the Passport vehicle citation system using Vehicle Abatement Funds.
- Continue to replace outdated fire hoses for fire apparatus using Fire EMS (CSA 74) Funds to support operational readiness and firefighter safety.

								Defined Budgets
		2023-2024 Total Budget	2023-2024 Total Activity	2024-2025 Total Budget	2024-2025 Total Activity	2025-2026 Total Budget	2025-2026 YTD Activity	2026-2027 2026-2027
Fund: 415 - TRAFFIC SAFETY (Prop 172)								
Revenue								
Department: 0000 - 0000								
RevCategory: 41 - Other Taxes								
415-0000-41104	PROP 172 1/2% SALES TAX PUB...	60,384.00	57,277.56	59,899.00	61,981.61	59,732.00	55,341.23	63,155.00
	RevCategory: 41 - Other Taxes Total:	**60,384.00**	**57,277.56**	**59,899.00**	**61,981.61**	**59,732.00**	**55,341.23**	**63,155.00**
RevCategory: 48 - Other Revenue								
415-0000-48410	INTEREST REVENUE	2,500.00	32,026.40	20,000.00	33,924.96	25,000.00	28,623.34	22,500.00
	RevCategory: 48 - Other Revenue Total:	**2,500.00**	**32,026.40**	**20,000.00**	**33,924.96**	**25,000.00**	**28,623.34**	**22,500.00**
	Department: 0000 - 0000 Total:	**62,884.00**	**89,303.96**	**79,899.00**	**95,906.57**	**84,732.00**	**83,964.57**	**85,655.00**
	Revenue Total:	**62,884.00**	**89,303.96**	**79,899.00**	**95,906.57**	**84,732.00**	**83,964.57**	**85,655.00**
Expense								
Department: 0000 - 0000								
ExpCategory: 57 - Capital Outlay								
415-0000-57100	CAPITAL OUTLAY - COMPUTER	0.00	0.00	0.00	0.00	0.00	74,756.23	
415-0000-57200	CAPITAL OUTLAY - EQUIPMENT	50,000.00	2,299.37	50,000.00	96,775.99	50,000.00	24,324.64	100,000.00
415-0000-57220	CAPITAL OUTLAY - VEHICLE	50,000.00	0.00	50,000.00	50,000.00	50,000.00	50,000.00	50,000.00
	ExpCategory: 57 - Capital Outlay Total:	**100,000.00**	**2,299.37**	**100,000.00**	**146,775.99**	**100,000.00**	**149,080.87**	**150,000.00**
	Department: 0000 - 0000 Total:	**100,000.00**	**2,299.37**	**100,000.00**	**146,775.99**	**100,000.00**	**149,080.87**	**150,000.00**
	Expense Total:	**100,000.00**	**2,299.37**	**100,000.00**	**146,775.99**	**100,000.00**	**149,080.87**	**150,000.00**
	Fund: 415 - TRAFFIC SAFETY (Prop 172) Surplus (Deficit):	**-37,116.00**	**87,004.59**	**-20,101.00**	**-50,869.42**	**-15,268.00**	**-65,116.30**	**-64,345.00**

		2023-2024 Total Budget	2023-2024 Total Activity	2024-2025 Total Budget	2024-2025 Total Activity	2025-2026 Total Budget	2025-2026 YTD Activity	2026-2027 2026-2027
					Defined Budgets			
Fund: 417 - POLICE ASSETS FORFEITURES								
Revenue								
Department: 0000 - 0000								
RevCategory: 00 - 00								
417-0000-46320	ASSET FORFEITURE	5,000.00	0.00	2,500.00	0.00	2,500.00	0.00	2,500.00
	RevCategory: 00 - 00 Total:	**5,000.00**	**0.00**	**2,500.00**	**0.00**	**2,500.00**	**0.00**	**2,500.00**
RevCategory: 48 - Other Revenue								
417-0000-48410	INTEREST REVENUE	50.00	611.05	50.00	582.65	50.00	498.61	300.00
	RevCategory: 48 - Other Revenue Total:	**50.00**	**611.05**	**50.00**	**582.65**	**50.00**	**498.61**	**300.00**
	Department: 0000 - 0000 Total:	**5,050.00**	**611.05**	**2,550.00**	**582.65**	**2,550.00**	**498.61**	**2,800.00**
	Revenue Total:	**5,050.00**	**611.05**	**2,550.00**	**582.65**	**2,550.00**	**498.61**	**2,800.00**
Expense								
Department: 0000 - 0000								
ExpCategory: 52 - Services & Supplies								
417-0000-52130	ASSET FORFEITURE - RETURNED	4,000.00	0.00	2,550.00	1,500.00	2,550.00	34.24	2,550.00
	ExpCategory: 52 - Services & Supplies Total:	**4,000.00**	**0.00**	**2,550.00**	**1,500.00**	**2,550.00**	**34.24**	**2,550.00**
	Department: 0000 - 0000 Total:	**4,000.00**	**0.00**	**2,550.00**	**1,500.00**	**2,550.00**	**34.24**	**2,550.00**
	Expense Total:	**4,000.00**	**0.00**	**2,550.00**	**1,500.00**	**2,550.00**	**34.24**	**2,550.00**
	Fund: 417 - POLICE ASSETS FORFEITURES Surplus (Deficit):	**1,050.00**	**611.05**	**0.00**	**-917.35**	**0.00**	**464.37**	**250.00**

		2023-2024 Total Budget	2023-2024 Total Activity	2024-2025 Total Budget	2024-2025 Total Activity	2025-2026 Total Budget	2025-2026 YTD Activity	2026-2027 2026-2027
					Defined Budgets			
Fund: 418 - VEHICLE ABATEMENT FUND								
Revenue								
Department: 0000 - 0000								
RevCategory: 00 - 00								
418-0000-46360	VEHICLE ABATEMENT REVENUE	6,000.00	23,798.07	6,000.00	17,607.76	6,000.00	22,768.11	20,000.00
	RevCategory: 00 - 00 Total:	**6,000.00**	**23,798.07**	**6,000.00**	**17,607.76**	**6,000.00**	**22,768.11**	**20,000.00**
RevCategory: 48 - Other Revenue								
418-0000-48410	INTEREST REVENUE	40.00	2,406.46	2,000.00	2,774.43	2,000.00	2,448.22	2,000.00
	RevCategory: 48 - Other Revenue Total:	**40.00**	**2,406.46**	**2,000.00**	**2,774.43**	**2,000.00**	**2,448.22**	**2,000.00**
	Department: 0000 - 0000 Total:	**6,040.00**	**26,204.53**	**8,000.00**	**20,382.19**	**8,000.00**	**25,216.33**	**22,000.00**
	Revenue Total:	**6,040.00**	**26,204.53**	**8,000.00**	**20,382.19**	**8,000.00**	**25,216.33**	**22,000.00**
Expense								
Department: 0000 - 0000								
ExpCategory: 52 - Services & Supplies								
418-0000-52015	SUBSCRIPTIONS	7,500.00	1,877.00	7,800.00	21,838.74	7,800.00	26,483.74	26,500.00
418-0000-52040	OFFICE SUPPLIES	0.00	196.62	200.00	85.20	200.00	0.00	200.00
	ExpCategory: 52 - Services & Supplies Total:	**7,500.00**	**2,073.62**	**8,000.00**	**21,923.94**	**8,000.00**	**26,483.74**	**26,700.00**
	Department: 0000 - 0000 Total:	**7,500.00**	**2,073.62**	**8,000.00**	**21,923.94**	**8,000.00**	**26,483.74**	**26,700.00**
	Expense Total:	**7,500.00**	**2,073.62**	**8,000.00**	**21,923.94**	**8,000.00**	**26,483.74**	**26,700.00**
Fund: 418 - VEHICLE ABATEMENT FUND Surplus (Deficit):		**-1,460.00**	**24,130.91**	**0.00**	**-1,541.75**	**0.00**	**-1,267.41**	**-4,700.00**

		Defined Budgets						
		2023-2024 Total Budget	2023-2024 Total Activity	2024-2025 Total Budget	2024-2025 Total Activity	2025-2026 Total Budget	2025-2026 YTD Activity	2026-2027 2026-2027
Fund: 431 - FIRE EMS (CSA 74)								
Revenue								
Department: 0000 - 0000								
RevCategory: 00 - 00								
431-0000-44120	FIRE EMS PROP 1A DEFERRED ...	20,000.00	17,402.98	17,500.00	17,513.89	17,500.00	16,651.40	17,500.00
	RevCategory: 00 - 00 Total:	**20,000.00**	**17,402.98**	**17,500.00**	**17,513.89**	**17,500.00**	**16,651.40**	**17,500.00**
RevCategory: 48 - Other Revenue								
431-0000-48410	INTEREST REVENUE	300.00	3,613.87	1,000.00	3,932.64	2,000.00	2,978.30	2,000.00
	RevCategory: 48 - Other Revenue Total:	**300.00**	**3,613.87**	**1,000.00**	**3,932.64**	**2,000.00**	**2,978.30**	**2,000.00**
	Department: 0000 - 0000 Total:	**20,300.00**	**21,016.85**	**18,500.00**	**21,446.53**	**19,500.00**	**19,629.70**	**19,500.00**
	Revenue Total:	**20,300.00**	**21,016.85**	**18,500.00**	**21,446.53**	**19,500.00**	**19,629.70**	**19,500.00**
Expense								
Department: 0000 - 0000								
ExpCategory: 52 - Services & Supplies								
431-0000-52041	OPERATIONAL SUPPLIES	35,000.00	6,748.89	30,000.00	18,796.80	25,000.00	8,286.46	30,000.00
	ExpCategory: 52 - Services & Supplies Total:	**35,000.00**	**6,748.89**	**30,000.00**	**18,796.80**	**25,000.00**	**8,286.46**	**30,000.00**
ExpCategory: 57 - Capital Outlay								
431-0000-57200	CAPITAL OUTLAY - EQUIPMENT	0.00	0.00	0.00	0.00	23,000.00	25,234.35	
	ExpCategory: 57 - Capital Outlay Total:	**0.00**	**0.00**	**0.00**	**0.00**	**23,000.00**	**25,234.35**	**0.00**
	Department: 0000 - 0000 Total:	**35,000.00**	**6,748.89**	**30,000.00**	**18,796.80**	**48,000.00**	**33,520.81**	**30,000.00**
	Expense Total:	**35,000.00**	**6,748.89**	**30,000.00**	**18,796.80**	**48,000.00**	**33,520.81**	**30,000.00**
	Fund: 431 - FIRE EMS (CSA 74) Surplus (Deficit):	**-14,700.00**	**14,267.96**	**-11,500.00**	**2,649.73**	**-28,500.00**	**-13,891.11**	**-10,500.00**
	Report Surplus (Deficit):	**-52,226.00**	**126,014.51**	**-31,601.00**	**-50,678.79**	**-43,768.00**	**-79,810.45**	**-79,295.00**

Fund Summary

Fund	2023-2024 Total Budget	2023-2024 Total Activity	Defined Budgets 2024-2025 Total Budget	2024-2025 Total Activity	2025-2026 Total Budget	2025-2026 YTD Activity	2026-2027 2026-2027
415 - TRAFFIC SAFETY (Prop 172)	-37,116.00	87,004.59	-20,101.00	-50,869.42	-15,268.00	-65,116.30	-64,345.00
417 - POLICE ASSETS FORFEITURES	1,050.00	611.05	0.00	-917.35	0.00	464.37	250.00
418 - VEHICLE ABATEMENT FUND	-1,460.00	24,130.91	0.00	-1,541.75	0.00	-1,267.41	-4,700.00
431 - FIRE EMS (CSA 74)	-14,700.00	14,267.96	-11,500.00	2,649.73	-28,500.00	-13,891.11	-10,500.00
Report Surplus (Deficit):	**-52,226.00**	**126,014.51**	**-31,601.00**	**-50,678.79**	**-43,768.00**	**-79,810.45**	**-79,295.00**

FY 2026-27 BUDGET NARRATIVE

Name of Activity: Assessment Districts

Account #646-5190 to 652-5190

Funding Source: Special Assessments

Budget Overview

The Special Maintenance and Benefit Assessment Districts (MAD/BAD) are responsible for maintaining public infrastructure and amenities within designated residential and commercial areas. These operations are funded through assessment revenues collected from property owners within the respective districts.

Services provided under this budget include:

- Street maintenance and storm drain system upkeep
- Utility services (water and electricity for streetlights and landscaped areas)
- Street sweeping, mowing, and irrigation system repairs
- Restroom cleaning and general park maintenance
- Vandalism and graffiti abatement
- Equipment and infrastructure repairs
- Tree trimming and general landscaping

Maintenance activities cover all MAD/BAD streets, open spaces, and the following park facilities:

- *San Antonio Park (0.46 acres)*
- *Joe O. Ledesma Park (0.6 acres)*
- *Peverini Park (2.9 acres) – includes public restrooms*
- *Santa Barbara Park (1.08 acres)*
- *Gabilan Pond Park (Miravale I stormwater detention basin – 3.8 acres)*
- *Orchard Lane Park (3.7 acres) – includes a splash pad and restrooms*
- *Parcel E Park (Vintage Estates Subdivision – 0.57 acres)*
- *Landscape Areas* – Along San Vicente Road and Orchard Lane

FY 2025-26 Budget Accomplishments

- Completed a citywide Crack Seal Project to preserve pavement integrity and extend the lifespan of streets within the assessment districts.

Performance Objectives/Projects to be Delivered in FY 2026-27

In addition to routine maintenance and operations, this fiscal year will include:

- Complete slurry seal and pavement striping improvements within designated MAD/BAD areas to extend pavement life, maintain roadway conditions, and improve safety.
- Continue providing park attendant services at Orchard Lane Park to support Splash Pad operations, maintain public restroom access, and provide a clean and welcoming environment for park users.

		Defined Budgets						
		2023-2024 Total Budget	2023-2024 Total Activity	2024-2025 Total Budget	2024-2025 Total Activity	2025-2026 Total Budget	2025-2026 YTD Activity	2026-2027 2026-2027
Fund: 646 - VINEYARDS ASSMNT DIST								
Revenue								
Department: 0000 - 0000								
RevCategory: 40 - Property Taxes								
646-0000-40100	PROPERTY TAX - SECURED	263,000.00	266,119.39	265,000.00	267,059.59	262,544.00	262,126.87	262,450.00
	RevCategory: 40 - Property Taxes Total:	**263,000.00**	**266,119.39**	**265,000.00**	**267,059.59**	**262,544.00**	**262,126.87**	**262,450.00**
RevCategory: 48 - Other Revenue								
646-0000-48410	INTEREST REVENUE	400.00	14,226.96	10,000.00	9,506.28	10,000.00	6,684.41	6,000.00
	RevCategory: 48 - Other Revenue Total:	**400.00**	**14,226.96**	**10,000.00**	**9,506.28**	**10,000.00**	**6,684.41**	**6,000.00**
	Department: 0000 - 0000 Total:	**263,400.00**	**280,346.35**	**275,000.00**	**276,565.87**	**272,544.00**	**268,811.28**	**268,450.00**
	Revenue Total:	**263,400.00**	**280,346.35**	**275,000.00**	**276,565.87**	**272,544.00**	**268,811.28**	**268,450.00**
Expense								
Department: 0000 - 0000								
ExpCategory: 52 - Services & Supplies								
646-0000-52200	PROFESSIONAL SERVICES/FEES	6,000.00	2,075.00	3,000.00	6,075.00	8,734.00	0.00	8,734.00
	ExpCategory: 52 - Services & Supplies Total:	**6,000.00**	**2,075.00**	**3,000.00**	**6,075.00**	**8,734.00**	**0.00**	**8,734.00**
ExpCategory: 58 - Debt Service								
646-0000-58125	INTEREST (VINEYARD)	62,093.76	62,093.76	55,234.00	55,234.38	47,950.00	47,950.00	40,100.00
646-0000-58225	PRINCIPAL (VINEYARD)	190,000.00	190,000.00	195,000.00	195,000.00	200,000.00	200,000.00	205,000.00
	ExpCategory: 58 - Debt Service Total:	**252,093.76**	**252,093.76**	**250,234.00**	**250,234.38**	**247,950.00**	**247,950.00**	**245,100.00**
ExpCategory: 59 - Transfers Out								
646-0000-59000	TRANSFER OUT	0.00	0.00	0.00	13,352.98	4,610.00	4,610.00	10,711.00
	ExpCategory: 59 - Transfers Out Total:	**0.00**	**0.00**	**0.00**	**13,352.98**	**4,610.00**	**4,610.00**	**10,711.00**
	Department: 0000 - 0000 Total:	**258,093.76**	**254,168.76**	**253,234.00**	**269,662.36**	**261,294.00**	**252,560.00**	**264,545.00**
	Expense Total:	**258,093.76**	**254,168.76**	**253,234.00**	**269,662.36**	**261,294.00**	**252,560.00**	**264,545.00**
	Fund: 646 - VINEYARDS ASSMNT DIST Surplus (Deficit):	**5,306.24**	**26,177.59**	**21,766.00**	**6,903.51**	**11,250.00**	**16,251.28**	**3,905.00**

		2023-2024 Total Budget	2023-2024 Total Activity	2024-2025 Total Budget	2024-2025 Total Activity	2025-2026 Total Budget	2025-2026 YTD Activity	2026-2027 2026-2027
					Defined Budgets			
Fund: 647 - RANCHO SAN VICENTE-CHISPA								
Revenue								
Department: 0000 - 0000								
RevCategory: 40 - Property Taxes								
647-0000-40100	PROPERTY TAX - SECURED	106,635.00	106,368.42	109,834.00	109,151.04	113,130.00	113,307.75	116,524.00
	RevCategory: 40 - Property Taxes Total:	**106,635.00**	**106,368.42**	**109,834.00**	**109,151.04**	**113,130.00**	**113,307.75**	**116,524.00**
RevCategory: 48 - Other Revenue								
647-0000-48410	INTEREST REVENUE	2,000.00	16,193.14	2,000.00	18,983.44	10,000.00	17,329.51	10,000.00
	RevCategory: 48 - Other Revenue Total:	**2,000.00**	**16,193.14**	**2,000.00**	**18,983.44**	**10,000.00**	**17,329.51**	**10,000.00**
	Department: 0000 - 0000 Total:	**108,635.00**	**122,561.56**	**111,834.00**	**128,134.48**	**123,130.00**	**130,637.26**	**126,524.00**
	Revenue Total:	**108,635.00**	**122,561.56**	**111,834.00**	**128,134.48**	**123,130.00**	**130,637.26**	**126,524.00**
Expense								
Department: 0000 - 0000								
ExpCategory: 51 - Salaries & Benefits								
647-0000-51100	SALARIES	0.00	920.41	0.00	0.00	0.00	0.00	
647-0000-51130	OVERTIME	0.00	0.88	0.00	0.00	0.00	0.00	
647-0000-51140	CERTIFICATES	0.00	4.45	0.00	0.00	0.00	0.00	
647-0000-51200	SOCIAL SECURITY / MEDICARE	0.00	134.30	0.00	0.00	0.00	0.00	
647-0000-51210	PERS-PENSION	0.00	153.71	0.00	0.00	0.00	0.00	
647-0000-51220	BENEFITS	0.00	13.79	0.00	0.00	0.00	0.00	
647-0000-51230	INSURANCE-MED,DEN,VISION	0.00	289.92	0.00	0.00	0.00	0.00	
647-0000-51310	WORKERS COMP	0.00	0.00	0.00	2,996.08	0.00	3,176.61	
	ExpCategory: 51 - Salaries & Benefits Total:	**0.00**	**1,517.46**	**0.00**	**2,996.08**	**0.00**	**3,176.61**	**0.00**
ExpCategory: 52 - Services & Supplies								
647-0000-52049	PRINTING & ADVERTISING	500.00	0.00	500.00	0.00	500.00	0.00	500.00
647-0000-52060	CITY ADMINISTRATION	29,007.58	0.00	29,878.00	0.00	30,774.00	0.00	
647-0000-52069	COUNTY COLLECTION FEE	1,305.00	0.00	1,305.00	0.00	1,305.00	0.00	1,305.00
647-0000-52070	DISTRICT ADMINISTRATION	5,000.00	0.00	5,000.00	2,000.00	5,000.00	2,000.00	5,000.00
647-0000-52080	FLEET SERVICES	0.00	166.42	0.00	0.00	0.00	0.00	
647-0000-52085	FUEL	0.00	1,593.00	0.00	116.54	0.00	0.00	
647-0000-52091	TRAVEL, MEETINGS & TRAINING	0.00	2.50	0.00	0.00	0.00	0.00	
647-0000-52200	PROFESSIONAL SERVICES/FEES	0.00	4,660.14	0.00	61.16	0.00	4,071.02	
647-0000-52415	CELLULAR PHONE	0.00	402.04	0.00	0.00	0.00	0.00	

		2023-2024 Total Budget	2023-2024 Total Activity	2024-2025 Total Budget	2024-2025 Total Activity	2025-2026 Total Budget	2025-2026 YTD Activity	2026-2027 2026-2027
					Defined Budgets			
647-0000-52420	PARK ELECTRICAL CHARGES	1,329.35	0.00	1,369.00	0.00	1,410.00	0.00	1,453.00
647-0000-52422	STREET LIGHTING	2,708.61	718.09	2,790.00	1,126.37	2,874.00	7,350.66	2,960.00
647-0000-52430	PARK WATER CHARGES	3,323.36	4,645.30	3,423.00	3,892.92	3,526.00	4,520.16	3,632.00
647-0000-52431	PARKWAY WATER CHARGES	23,948.93	4,855.51	24,667.00	6,327.59	25,407.00	6,763.93	26,170.00
647-0000-52518	FACILITIES EXPENSE	0.00	2.63	0.00	0.00	0.00	395.00	
647-0000-52520	MAINTENANCE AGREEMENTS	0.00	654.04	0.00	11.02	0.00	0.00	
647-0000-52522	PARK MAINTENANCE	26,582.07	2,070.32	27,380.00	620.16	28,201.00	13,159.45	29,047.00
647-0000-52525	REPAIRS & MAINTENANCE SUP...	0.00	157.47	0.00	1,141.54	0.00	1,500.00	
647-0000-52527	SOUND WALL MAINTENANCE	5,053.22	0.00	5,205.00	0.00	5,361.00	0.00	5,522.00
647-0000-52530	STREET LANDSCAPING	19,936.55	33,050.00	20,535.00	32,125.00	21,151.00	24,750.00	21,785.00
647-0000-52532	STREET SWEEPING	0.00	8,648.01	0.00	9,677.00	0.00	654.98	
	ExpCategory: 52 - Services & Supplies Total:	**118,694.67**	**61,625.47**	**122,052.00**	**57,099.30**	**125,509.00**	**65,165.20**	**97,374.00**
ExpCategory: 59 - Transfers Out								
647-0000-59000	TRANSFER OUT	0.00	0.00	0.00	29,878.00	0.00	30,774.00	31,697.00
	ExpCategory: 59 - Transfers Out Total:	**0.00**	**0.00**	**0.00**	**29,878.00**	**0.00**	**30,774.00**	**31,697.00**
	Department: 0000 - 0000 Total:	**118,694.67**	**63,142.93**	**122,052.00**	**89,973.38**	**125,509.00**	**99,115.81**	**129,071.00**
	Expense Total:	**118,694.67**	**63,142.93**	**122,052.00**	**89,973.38**	**125,509.00**	**99,115.81**	**129,071.00**
Fund: 647 - RANCHO SAN VICENTE-CHISPA Surplus (Deficit):		**-10,059.67**	**59,418.63**	**-10,218.00**	**38,161.10**	**-2,379.00**	**31,521.45**	**-2,547.00**

		2023-2024 Total Budget	2023-2024 Total Activity	2024-2025 Total Budget	2024-2025 Total Activity	2025-2026 Total Budget	2025-2026 YTD Activity	2026-2027 2026-2027
					Defined Budgets			
Fund: 648 - DIAMOND RIDGE ASSMENT DIS								
Revenue								
Department: 0000 - 0000								
RevCategory: 40 - Property Taxes								
648-0000-40100	PROPERTY TAX - SECURED	315,000.00	319,947.81	317,000.00	312,915.61	320,684.00	319,531.50	321,143.00
	RevCategory: 40 - Property Taxes Total:	**315,000.00**	**319,947.81**	**317,000.00**	**312,915.61**	**320,684.00**	**319,531.50**	**321,143.00**
RevCategory: 48 - Other Revenue								
648-0000-48410	INTEREST REVENUE	2,000.00	35,363.26	20,000.00	30,612.95	20,000.00	26,232.55	17,500.00
	RevCategory: 48 - Other Revenue Total:	**2,000.00**	**35,363.26**	**20,000.00**	**30,612.95**	**20,000.00**	**26,232.55**	**17,500.00**
	Department: 0000 - 0000 Total:	**317,000.00**	**355,311.07**	**337,000.00**	**343,528.56**	**340,684.00**	**345,764.05**	**338,643.00**
	Revenue Total:	**317,000.00**	**355,311.07**	**337,000.00**	**343,528.56**	**340,684.00**	**345,764.05**	**338,643.00**
Expense								
Department: 0000 - 0000								
ExpCategory: 52 - Services & Supplies								
648-0000-52200	PROFESSIONAL SERVICES/FEES	7,000.00	5,075.00	6,000.00	3,075.00	9,182.00	3,625.00	9,176.00
	ExpCategory: 52 - Services & Supplies Total:	**7,000.00**	**5,075.00**	**6,000.00**	**3,075.00**	**9,182.00**	**3,625.00**	**9,176.00**
ExpCategory: 58 - Debt Service								
648-0000-58120	INTEREST (DIAMOND RIDGE)	124,325.00	136,567.75	124,325.00	126,802.50	116,892.00	116,600.00	105,960.00
648-0000-58220	PRINCIPAL (DIAMOND RIDGE)	175,000.00	165,000.00	175,000.00	170,000.00	180,000.00	180,000.00	195,000.00
	ExpCategory: 58 - Debt Service Total:	**299,325.00**	**301,567.75**	**299,325.00**	**296,802.50**	**296,892.00**	**296,600.00**	**300,960.00**
ExpCategory: 59 - Transfers Out								
648-0000-59000	TRANSFER OUT	0.00	0.00	0.00	15,645.78	7,457.00	7,457.00	16,645.00
	ExpCategory: 59 - Transfers Out Total:	**0.00**	**0.00**	**0.00**	**15,645.78**	**7,457.00**	**7,457.00**	**16,645.00**
	Department: 0000 - 0000 Total:	**306,325.00**	**306,642.75**	**305,325.00**	**315,523.28**	**313,531.00**	**307,682.00**	**326,781.00**
	Expense Total:	**306,325.00**	**306,642.75**	**305,325.00**	**315,523.28**	**313,531.00**	**307,682.00**	**326,781.00**
Fund: 648 - DIAMOND RIDGE ASSMENT DIS Surplus (Deficit):		**10,675.00**	**48,668.32**	**31,675.00**	**28,005.28**	**27,153.00**	**38,082.05**	**11,862.00**

		2023-2024 Total Budget	2023-2024 Total Activity	2024-2025 Total Budget	2024-2025 Total Activity	2025-2026 Total Budget	2025-2026 YTD Activity	2026-2027 2026-2027
					Defined Budgets			
Fund: 649 - DIAMOND RIDGE BAD-PH 1								
Revenue								
Department: 0000 - 0000								
RevCategory: 40 - Property Taxes								
649-0000-40100	PROPERTY TAX - SECURED	85,955.00	84,592.38	88,176.00	88,237.83	103,464.00	102,882.69	109,052.00
	RevCategory: 40 - Property Taxes Total:	**85,955.00**	**84,592.38**	**88,176.00**	**88,237.83**	**103,464.00**	**102,882.69**	**109,052.00**
RevCategory: 48 - Other Revenue								
649-0000-48410	INTEREST REVENUE	2,000.00	24,203.61	2,000.00	24,977.37	15,000.00	23,053.52	10,000.00
	RevCategory: 48 - Other Revenue Total:	**2,000.00**	**24,203.61**	**2,000.00**	**24,977.37**	**15,000.00**	**23,053.52**	**10,000.00**
	Department: 0000 - 0000 Total:	**87,955.00**	**108,795.99**	**90,176.00**	**113,215.20**	**118,464.00**	**125,936.21**	**119,052.00**
	Revenue Total:	**87,955.00**	**108,795.99**	**90,176.00**	**113,215.20**	**118,464.00**	**125,936.21**	**119,052.00**
Expense								
Department: 0000 - 0000								
ExpCategory: 51 - Salaries & Benefits								
649-0000-51100	SALARIES	0.00	620.72	0.00	0.00	0.00	0.00	
649-0000-51130	OVERTIME	0.00	0.35	0.00	0.00	0.00	0.00	
649-0000-51140	CERTIFICATES	0.00	3.34	0.00	0.00	0.00	0.00	
649-0000-51200	SOCIAL SECURITY / MEDICARE	0.00	91.76	0.00	0.00	0.00	0.00	
649-0000-51210	PERS-PENSION	0.00	109.20	0.00	0.00	0.00	0.00	
649-0000-51220	BENEFITS	0.00	9.02	0.00	0.00	0.00	0.00	
649-0000-51230	INSURANCE-MED,DEN,VISION	0.00	159.39	0.00	0.00	0.00	0.00	
649-0000-51310	WORKERS COMP	0.00	0.00	0.00	1,730.23	0.00	1,834.89	
	ExpCategory: 51 - Salaries & Benefits Total:	**0.00**	**993.78**	**0.00**	**1,730.23**	**0.00**	**1,834.89**	**0.00**
ExpCategory: 52 - Services & Supplies								
649-0000-52049	PRINTING & ADVERTISING	1,284.72	0.00	1,323.00	0.00	1,363.00	0.00	1,404.00
649-0000-52060	CITY ADMINISTRATION	26,035.11	0.00	26,816.00	0.00	27,621.00	0.00	
649-0000-52069	COUNTY COLLECTION FEE	5,205.00	749.44	5,205.00	767.32	5,205.00	787.90	5,205.00
649-0000-52070	DISTRICT ADMINISTRATION	5,000.00	0.00	5,000.00	2,000.00	5,000.00	2,000.00	5,000.00
649-0000-52080	FLEET SERVICES	0.00	107.10	0.00	0.00	0.00	0.00	
649-0000-52085	FUEL	0.00	798.94	0.00	65.70	0.00	0.00	
649-0000-52091	TRAVEL, MEETINGS & TRAINING	0.00	1.50	0.00	0.00	0.00	0.00	
649-0000-52120	CONTINGENCY	2,507.98	0.00	2,583.00	0.00	2,661.00	0.00	2,741.00
649-0000-52200	PROFESSIONAL SERVICES/FEES	0.00	6,660.14	0.00	4,061.16	0.00	4,071.02	

		2023-2024 Total Budget	2023-2024 Total Activity	2024-2025 Total Budget	2024-2025 Total Activity	2025-2026 Total Budget	2025-2026 YTD Activity	2026-2027 2026-2027
				Defined Budgets				
649-0000-52210	ENGINEERING	1,317.17	0.00	1,357.00	0.00	1,397.00	0.00	1,439.00
649-0000-52415	CELLULAR PHONE	0.00	178.01	0.00	0.00	0.00	0.00	
649-0000-52518	FACILITIES EXPENSE	0.00	2.63	0.00	0.00	0.00	0.00	
649-0000-52519	MAINTENANCE	0.00	132.20	289,001.00	6,713.07	0.00	0.00	
649-0000-52520	MAINTENANCE AGREEMENTS	0.00	405.19	0.00	16.83	0.00	0.00	
649-0000-52523	PERCOLATION POND	6,583.43	0.00	6,781.00	0.00	6,984.00	0.00	7,194.00
649-0000-52525	REPAIRS & MAINTENANCE SUP...	0.00	147.30	0.00	0.00	0.00	0.00	
649-0000-52529	STORM DRAIN MAINTENANCE	3,260.06	0.00	3,358.00	0.00	3,459.00	2,565.00	3,562.00
649-0000-52532	STREET SWEEPING	13,792.58	8,648.01	14,206.00	9,677.00	14,633.00	1,524.40	15,072.00
	ExpCategory: 52 - Services & Supplies Total:	**64,986.05**	**17,830.46**	**355,630.00**	**23,301.08**	**68,323.00**	**10,948.32**	**41,617.00**
ExpCategory: 57 - Capital Outlay								
649-0000-57000	CAPITAL PROJECTS	0.00	151.18	0.00	91,701.49	70,000.00	22,619.44	680,000.00
	ExpCategory: 57 - Capital Outlay Total:	**0.00**	**151.18**	**0.00**	**91,701.49**	**70,000.00**	**22,619.44**	**680,000.00**
ExpCategory: 59 - Transfers Out								
649-0000-59000	TRANSFER OUT	0.00	0.00	0.00	26,816.00	0.00	27,621.00	28,449.00
	ExpCategory: 59 - Transfers Out Total:	**0.00**	**0.00**	**0.00**	**26,816.00**	**0.00**	**27,621.00**	**28,449.00**
	Department: 0000 - 0000 Total:	**64,986.05**	**18,975.42**	**355,630.00**	**143,548.80**	**138,323.00**	**63,023.65**	**750,066.00**
	Expense Total:	**64,986.05**	**18,975.42**	**355,630.00**	**143,548.80**	**138,323.00**	**63,023.65**	**750,066.00**
	Fund: 649 - DIAMOND RIDGE BAD-PH 1 Surplus (Deficit):	**22,968.95**	**89,820.57**	**-265,454.00**	**-30,333.60**	**-19,859.00**	**62,912.56**	**-631,014.00**

		2023-2024 Total Budget	2023-2024 Total Activity	2024-2025 Total Budget	2024-2025 Total Activity	2025-2026 Total Budget	2025-2026 YTD Activity	2026-2027 2026-2027
				Defined Budgets				
Fund: 650 - DIAMOND RIDGE PARKS								
Revenue								
Department: 0000 - 0000								
RevCategory: 40 - Property Taxes								
650-0000-40100	PROPERTY TAX - SECURED	162,410.00	158,493.98	163,676.00	163,978.84	166,966.00	166,131.98	173,306.00
	RevCategory: 40 - Property Taxes Total:	**162,410.00**	**158,493.98**	**163,676.00**	**163,978.84**	**166,966.00**	**166,131.98**	**173,306.00**
RevCategory: 48 - Other Revenue								
650-0000-48410	INTEREST REVENUE	150.00	13,932.77	150.00	18,550.08	10,000.00	17,873.93	10,000.00
	RevCategory: 48 - Other Revenue Total:	**150.00**	**13,932.77**	**150.00**	**18,550.08**	**10,000.00**	**17,873.93**	**10,000.00**
	Department: 0000 - 0000 Total:	**162,560.00**	**172,426.75**	**163,826.00**	**182,528.92**	**176,966.00**	**184,005.91**	**183,306.00**
	Revenue Total:	**162,560.00**	**172,426.75**	**163,826.00**	**182,528.92**	**176,966.00**	**184,005.91**	**183,306.00**
Expense								
Department: 0000 - 0000								
ExpCategory: 51 - Salaries & Benefits								
650-0000-51100	SALARIES	0.00	592.42	0.00	0.00	0.00	0.00	
650-0000-51130	OVERTIME	0.00	0.35	0.00	0.00	0.00	0.00	
650-0000-51140	CERTIFICATES	0.00	3.34	0.00	0.00	0.00	0.00	
650-0000-51200	SOCIAL SECURITY / MEDICARE	0.00	87.39	0.00	0.00	0.00	0.00	
650-0000-51210	PERS-PENSION	0.00	103.79	0.00	0.00	0.00	0.00	
650-0000-51220	BENEFITS	0.00	8.63	0.00	0.00	0.00	0.00	
650-0000-51230	INSURANCE-MED,DEN,VISION	0.00	159.39	0.00	0.00	0.00	0.00	
650-0000-51310	WORKERS COMP	0.00	0.00	0.00	2,247.35	0.00	2,382.21	
	ExpCategory: 51 - Salaries & Benefits Total:	**0.00**	**955.31**	**0.00**	**2,247.35**	**0.00**	**2,382.21**	**0.00**
ExpCategory: 52 - Services & Supplies								
650-0000-52049	PRINTING & ADVERTISING	645.20	0.00	665.00	0.00	684.00	0.00	705.00
650-0000-52060	CITY ADMINISTRATION	26,856.63	0.00	27,662.00	0.00	28,492.00	0.00	
650-0000-52069	COUNTY COLLECTION FEE	5,205.00	0.00	5,205.00	0.00	5,205.00	0.00	5,205.00
650-0000-52070	DISTRICT ADMINISTRATION	5,000.00	0.00	5,000.00	2,000.00	5,000.00	2,000.00	5,000.00
650-0000-52080	FLEET SERVICES	0.00	88.02	0.00	0.00	0.00	0.00	
650-0000-52085	FUEL	0.00	1,159.76	0.00	83.08	0.00	0.00	
650-0000-52091	TRAVEL, MEETINGS & TRAINING	0.00	1.50	0.00	0.00	0.00	0.00	
650-0000-52200	PROFESSIONAL SERVICES/FEES	0.00	6,660.14	0.00	4,061.50	0.00	4,071.02	
650-0000-52415	CELLULAR PHONE	0.00	291.29	0.00	0.00	0.00	0.00	

		Defined Budgets						
		2023-2024 Total Budget	2023-2024 Total Activity	2024-2025 Total Budget	2024-2025 Total Activity	2025-2026 Total Budget	2025-2026 YTD Activity	2026-2027 2026-2027
650-0000-52421	PARK/LANDSCAPE ELECTRICAL ...	658.59	627.50	652.00	1,022.51	672.00	5,102.00	692.00
650-0000-52422	STREET LIGHTING	626.93	0.00	621.00	361.29	640.00	675.00	659.00
650-0000-52430	PARK WATER CHARGES	6,708.82	37,764.93	6,644.00	33,720.84	6,844.00	34,969.76	7,049.00
650-0000-52432	STREET LANDSCAPE WATER CH...	4,607.67	0.00	4,563.00	0.00	4,700.00	600.00	4,841.00
650-0000-52518	FACILITIES EXPENSE	0.00	39.69	0.00	0.00	0.00	238.05	
650-0000-52519	MAINTENANCE	15,134.10	13,572.15	15,588.00	38,560.37	16,056.00	63,135.77	16,537.00
650-0000-52520	MAINTENANCE AGREEMENTS	0.00	437.13	0.00	7.67	0.00	0.00	
650-0000-52524	PLANTER WALL MAINTENANCE	1,843.07	0.00	1,825.00	0.00	1,880.00	0.00	1,937.00
650-0000-52525	REPAIRS & MAINTENANCE SUP...	0.00	699.71	0.00	10.47	0.00	480.45	
650-0000-52528	SOUND WALL RESERVE	1,448.65	0.00	1,435.00	0.00	1,478.00	0.00	1,522.00
	ExpCategory: 52 - Services & Supplies Total:	**68,734.66**	**61,341.82**	**69,860.00**	**79,827.73**	**71,651.00**	**111,272.05**	**44,147.00**
ExpCategory: 57 - Capital Outlay								
650-0000-57000	CAPITAL OUTLAY - IMPROVEM...	0.00	0.00	0.00	0.00	0.00	0.00	15,000.00
	ExpCategory: 57 - Capital Outlay Total:	**0.00**	**0.00**	**0.00**	**0.00**	**0.00**	**0.00**	**15,000.00**
ExpCategory: 59 - Transfers Out								
650-0000-59000	TRANSFER OUT	0.00	0.00	0.00	27,662.00	0.00	28,492.00	29,347.00
	ExpCategory: 59 - Transfers Out Total:	**0.00**	**0.00**	**0.00**	**27,662.00**	**0.00**	**28,492.00**	**29,347.00**
	Department: 0000 - 0000 Total:	**68,734.66**	**62,297.13**	**69,860.00**	**109,737.08**	**71,651.00**	**142,146.26**	**88,494.00**
	Expense Total:	**68,734.66**	**62,297.13**	**69,860.00**	**109,737.08**	**71,651.00**	**142,146.26**	**88,494.00**
	Fund: 650 - DIAMOND RIDGE PARKS Surplus (Deficit):	**93,825.34**	**110,129.62**	**93,966.00**	**72,791.84**	**105,315.00**	**41,859.65**	**94,812.00**

		2023-2024 Total Budget	2023-2024 Total Activity	2024-2025 Total Budget	2024-2025 Total Activity	2025-2026 Total Budget	2025-2026 YTD Activity	2026-2027 2026-2027
				Defined Budgets				
Fund: 651 - MIRAVALE/ORCHARD LANDSCAP								
Revenue								
Department: 0000 - 0000								
RevCategory: 00 - 00								
651-0000-48026	MISCELLANEOUS REVENUE	0.00	0.00	0.00	0.00	0.00	685.00	
	RevCategory: 00 - 00 Total:	**0.00**	**0.00**	**0.00**	**0.00**	**0.00**	**685.00**	**0.00**
RevCategory: 40 - Property Taxes								
651-0000-40100	PROPERTY TAX - SECURED	415,203.00	328,416.30	406,029.00	169,870.52	366,709.00	380,867.89	390,673.00
	RevCategory: 40 - Property Taxes Total:	**415,203.00**	**328,416.30**	**406,029.00**	**169,870.52**	**366,709.00**	**380,867.89**	**390,673.00**
RevCategory: 48 - Other Revenue								
651-0000-48410	INTEREST REVENUE	2,500.00	55,685.86	2,500.00	58,077.36	30,000.00	46,678.32	30,000.00
	RevCategory: 48 - Other Revenue Total:	**2,500.00**	**55,685.86**	**2,500.00**	**58,077.36**	**30,000.00**	**46,678.32**	**30,000.00**
	Department: 0000 - 0000 Total:	**417,703.00**	**384,102.16**	**408,529.00**	**227,947.88**	**396,709.00**	**428,231.21**	**420,673.00**
	Revenue Total:	**417,703.00**	**384,102.16**	**408,529.00**	**227,947.88**	**396,709.00**	**428,231.21**	**420,673.00**
Expense								
Department: 0000 - 0000								
ExpCategory: 51 - Salaries & Benefits								
651-0000-51100	SALARIES	0.00	785.00	0.00	0.00	0.00	0.00	
651-0000-51130	OVERTIME	0.00	0.61	0.00	0.00	0.00	0.00	
651-0000-51140	CERTIFICATES	0.00	3.90	0.00	0.00	0.00	0.00	
651-0000-51200	SOCIAL SECURITY / MEDICARE	0.00	115.18	0.00	0.00	0.00	0.00	
651-0000-51210	PERS-PENSION	0.00	133.68	0.00	0.00	0.00	0.00	
651-0000-51220	BENEFITS	0.00	11.64	0.00	0.00	0.00	0.00	
651-0000-51230	INSURANCE-MED,DEN,VISION	0.00	228.10	0.00	0.00	0.00	0.00	
651-0000-51310	WORKERS COMP	0.00	0.00	0.00	2,703.70	0.00	2,866.54	
	ExpCategory: 51 - Salaries & Benefits Total:	**0.00**	**1,278.11**	**0.00**	**2,703.70**	**0.00**	**2,866.54**	**0.00**
ExpCategory: 52 - Services & Supplies								
651-0000-52046	GRAFFITI REMOVAL SUPPLIES	20,900.85	0.00	21,528.00	1,395.00	22,174.00	0.00	22,839.00
651-0000-52049	PRINTING & ADVERTISING	628.42	0.00	647.00	0.00	667.00	151.64	687.00
651-0000-52060	CITY ADMINISTRATION	28,347.76	0.00	29,198.00	0.00	30,074.00	0.00	
651-0000-52069	COUNTY COLLECTION FEE	3,673.18	1,715.92	3,673.00	1,968.10	3,673.00	216.86	3,673.00
651-0000-52070	DISTRICT ADMINISTRATION	5,281.84	0.00	5,282.00	2,000.00	5,282.00	2,000.00	5,282.00
651-0000-52080	FLEET SERVICES	0.00	153.14	0.00	0.00	0.00	0.00	

		2023-2024 Total Budget	2023-2024 Total Activity	2024-2025 Total Budget	2024-2025 Total Activity	2025-2026 Total Budget	2025-2026 YTD Activity	2026-2027 2026-2027
						Defined Budgets		
651-0000-52085	FUEL	0.00	1,584.24	0.00	113.61	0.00	0.00	
651-0000-52091	TRAVEL, MEETINGS & TRAINING	0.00	2.50	0.00	0.00	0.00	0.00	
651-0000-52200	PROFESSIONAL SERVICES/FEES	0.00	5,793.68	0.00	1,444.94	0.00	1,658.93	
651-0000-52400	UTILITIES	0.00	250.97	0.00	8,092.36	0.00	20,999.26	
651-0000-52415	CELLULAR PHONE	0.00	393.81	0.00	0.00	0.00	0.00	
651-0000-52422	STREET LIGHTING	70,379.74	10,283.98	72,491.00	7,697.25	74,666.00	2,281.64	76,906.00
651-0000-52516	LANDSCAPE MAINT. (EASEMEN…	145,700.30	164,386.17	150,071.00	202,393.50	154,573.00	199,252.85	159,211.00
651-0000-52518	FACILITIES EXPENSE	0.00	2.63	0.00	13.10	0.00	0.00	
651-0000-52520	MAINTENANCE AGREEMENTS	0.00	608.21	0.00	10.30	0.00	0.00	
651-0000-52522	PARK MAINTENANCE	101,100.00	53,356.57	101,100.00	58,839.27	101,100.00	66,488.54	101,100.00
651-0000-52525	REPAIRS & MAINTENANCE SUP…	0.00	162.92	0.00	54.30	0.00	1,515.29	
651-0000-52532	STREET SWEEPING	0.00	8,647.99	0.00	9,677.12	0.00	3,045.94	
	ExpCategory: 52 - Services & Supplies Total:	**376,012.09**	**247,342.73**	**383,990.00**	**293,698.85**	**392,209.00**	**297,610.95**	**369,698.00**
	ExpCategory: 59 - Transfers Out							
651-0000-59000	TRANSFER OUT	0.00	0.00	0.00	29,198.00	0.00	30,074.00	30,976.00
	ExpCategory: 59 - Transfers Out Total:	**0.00**	**0.00**	**0.00**	**29,198.00**	**0.00**	**30,074.00**	**30,976.00**
	Department: 0000 - 0000 Total:	**376,012.09**	**248,620.84**	**383,990.00**	**325,600.55**	**392,209.00**	**330,551.49**	**400,674.00**
	Expense Total:	**376,012.09**	**248,620.84**	**383,990.00**	**325,600.55**	**392,209.00**	**330,551.49**	**400,674.00**
	Fund: 651 - MIRAVALE/ORCHARD LANDSCAP Surplus (Deficit):	**41,690.91**	**135,481.32**	**24,539.00**	**-97,652.67**	**4,500.00**	**97,679.72**	**19,999.00**

		2023-2024 Total Budget	2023-2024 Total Activity	2024-2025 Total Budget	2024-2025 Total Activity	2025-2026 Total Budget	2025-2026 YTD Activity	2026-2027 2026-2027
					Defined Budgets			
Fund: 652 - MIRAVALE/ORCHARD BENEFIT								
Revenue								
Department: 0000 - 0000								
RevCategory: 40 - Property Taxes								
652-0000-40100	PROPERTY TAX - SECURED	139,920.00	151,235.91	156,099.00	341,766.21	173,400.00	184,182.24	189,392.00
	RevCategory: 40 - Property Taxes Total:	**139,920.00**	**151,235.91**	**156,099.00**	**341,766.21**	**173,400.00**	**184,182.24**	**189,392.00**
RevCategory: 48 - Other Revenue								
652-0000-48410	INTEREST REVENUE	475.00	21,678.60	475.00	31,184.31	20,000.00	36,198.73	20,000.00
	RevCategory: 48 - Other Revenue Total:	**475.00**	**21,678.60**	**475.00**	**31,184.31**	**20,000.00**	**36,198.73**	**20,000.00**
	Department: 0000 - 0000 Total:	**140,395.00**	**172,914.51**	**156,574.00**	**372,950.52**	**193,400.00**	**220,380.97**	**209,392.00**
	Revenue Total:	**140,395.00**	**172,914.51**	**156,574.00**	**372,950.52**	**193,400.00**	**220,380.97**	**209,392.00**
Expense								
Department: 0000 - 0000								
ExpCategory: 51 - Salaries & Benefits								
652-0000-51100	SALARIES	0.00	502.87	0.00	0.00	0.00	860.68	
652-0000-51130	OVERTIME	0.00	0.35	0.00	0.00	0.00	0.00	
652-0000-51140	CERTIFICATES	0.00	2.92	0.00	0.00	0.00	0.00	
652-0000-51200	SOCIAL SECURITY / MEDICARE	0.00	73.84	0.00	0.00	0.00	66.25	
652-0000-51210	PERS-PENSION	0.00	87.96	0.00	0.00	0.00	0.00	
652-0000-51220	BENEFITS	0.00	7.38	0.00	0.00	0.00	0.00	
652-0000-51230	INSURANCE-MED,DEN,VISION	0.00	143.58	0.00	0.00	0.00	0.00	
652-0000-51310	WORKERS COMP	0.00	0.00	0.00	1,871.26	0.00	1,983.54	
	ExpCategory: 51 - Salaries & Benefits Total:	**0.00**	**818.90**	**0.00**	**1,871.26**	**0.00**	**2,910.47**	**0.00**
ExpCategory: 52 - Services & Supplies								
652-0000-52049	PRINTING & ADVERTISING	624.26	0.00	643.00	0.00	680.00	0.00	700.00
652-0000-52060	CITY ADMINISTRATION	27,414.32	0.00	28,237.00	0.00	29,866.00	0.00	
652-0000-52069	COUNTY COLLECTION FEE	3,661.74	0.00	3,662.00	0.00	3,662.00	0.00	3,662.00
652-0000-52070	DISTRICT ADMINISTRATION	5,281.84	0.00	5,282.00	2,000.00	5,282.00	2,000.00	5,282.00
652-0000-52080	FLEET SERVICES	0.00	68.39	0.00	0.00	0.00	0.00	
652-0000-52085	FUEL	0.00	680.61	0.00	53.03	0.00	0.00	
652-0000-52091	TRAVEL, MEETINGS & TRAINING	0.00	1.00	0.00	0.00	0.00	0.00	
652-0000-52200	PROFESSIONAL SERVICES/FEES	0.00	4,660.02	0.00	64.59	0.00	71.03	
652-0000-52210	ENGINEERING	1,357.13	3.00	1,398.00	0.00	1,478.00	0.00	1,523.00

		2023-2024 Total Budget	2023-2024 Total Activity	2024-2025 Total Budget	2024-2025 Total Activity	2025-2026 Total Budget	2025-2026 YTD Activity	2026-2027 2026-2027
					Defined Budgets			
652-0000-52415	CELLULAR PHONE	0.00	162.83	0.00	0.00	0.00	0.00	
652-0000-52510	DETENTION BASIN MAINTENA…	3,651.90	0.00	3,761.00	0.00	3,978.00	0.00	4,098.00
652-0000-52517	BRYANT CANYON CHANNEL	5,413.55	0.00	5,576.00	0.00	5,898.00	0.00	6,075.00
652-0000-52518	FACILITIES EXPENSE	0.00	1.31	0.00	0.00	0.00	0.00	
652-0000-52520	MAINTENANCE AGREEMENTS	0.00	348.92	0.00	5.95	0.00	0.00	
652-0000-52525	REPAIRS & MAINTENANCE SUP…	0.00	76.24	243,369.00	0.00	0.00	0.00	
652-0000-52529	STORM DRAIN MAINTENANCE	4,172.54	0.00	4,298.00	0.00	4,546.00	0.00	4,682.00
652-0000-52532	STREET SWEEPING	10,686.02	0.00	11,007.00	0.00	11,642.00	0.00	11,991.00
	ExpCategory: 52 - Services & Supplies Total:	**62,263.30**	**6,002.32**	**307,233.00**	**2,123.57**	**67,032.00**	**2,071.03**	**38,013.00**
ExpCategory: 57 - Capital Outlay								
652-0000-57000	CAPITAL PROJECTS	0.00	127.30	0.00	77,222.26	30,000.00	19,797.25	833,677.00
	ExpCategory: 57 - Capital Outlay Total:	**0.00**	**127.30**	**0.00**	**77,222.26**	**30,000.00**	**19,797.25**	**833,677.00**
ExpCategory: 59 - Transfers Out								
652-0000-59000	TRANSFER OUT	0.00	0.00	0.00	28,237.00	0.00	29,866.00	30,762.00
	ExpCategory: 59 - Transfers Out Total:	**0.00**	**0.00**	**0.00**	**28,237.00**	**0.00**	**29,866.00**	**30,762.00**
	Department: 0000 - 0000 Total:	**62,263.30**	**6,948.52**	**307,233.00**	**109,454.09**	**97,032.00**	**54,644.75**	**902,452.00**
	Expense Total:	**62,263.30**	**6,948.52**	**307,233.00**	**109,454.09**	**97,032.00**	**54,644.75**	**902,452.00**
	Fund: 652 - MIRAVALE/ORCHARD BENEFIT Surplus (Deficit):	**78,131.70**	**165,965.99**	**-150,659.00**	**263,496.43**	**96,368.00**	**165,736.22**	**-693,060.00**
	Report Surplus (Deficit):	**242,538.47**	**635,662.04**	**-254,385.00**	**281,371.89**	**222,348.00**	**454,042.93**	**-1,196,043.00**

Fund Summary

Fund	2023-2024 Total Budget	2023-2024 Total Activity	2024-2025 Total Budget	2024-2025 Total Activity	2025-2026 Total Budget	2025-2026 YTD Activity	Defined Budgets 2026-2027 2026-2027
646 - VINEYARDS ASSMNT DIST	5,306.24	26,177.59	21,766.00	6,903.51	11,250.00	16,251.28	3,905.00
647 - RANCHO SAN VICENTE-CHISPA	-10,059.67	59,418.63	-10,218.00	38,161.10	-2,379.00	31,521.45	-2,547.00
648 - DIAMOND RIDGE ASSMENT DIS	10,675.00	48,668.32	31,675.00	28,005.28	27,153.00	38,082.05	11,862.00
649 - DIAMOND RIDGE BAD-PH 1	22,968.95	89,820.57	-265,454.00	-30,333.60	-19,859.00	62,912.56	-631,014.00
650 - DIAMOND RIDGE PARKS	93,825.34	110,129.62	93,966.00	72,791.84	105,315.00	41,859.65	94,812.00
651 - MIRAVALE/ORCHARD LANDSCAP	41,690.91	135,481.32	24,539.00	-97,652.67	4,500.00	97,679.72	19,999.00
652 - MIRAVALE/ORCHARD BENEFIT	78,131.70	165,965.99	-150,659.00	263,496.43	96,368.00	165,736.22	-693,060.00
Report Surplus (Deficit):	**242,538.47**	**635,662.04**	**-254,385.00**	**281,371.89**	**222,348.00**	**454,042.93**	**-1,196,043.00**

FY 2026-27 BUDGET NARRATIVE

Name of Activity: Impact Fees

Account #770-0000 to 776-0000

Funding Source: Impact Fees

Budget Overview

Development impact fees are one-time fees charged to new development to help fund the public infrastructure and facilities needed to accommodate community growth. These fees help ensure that new development pays its proportionate share of growth-related capital costs, rather than shifting those costs to existing residents and businesses.

The City of Soledad collects development impact fees to support eligible capital improvements necessary to serve new development. Depending on the specific fee, revenues may help fund improvements to streets and transportation infrastructure, parks and recreational facilities, water, wastewater and stormwater systems, public safety facilities, and other infrastructure needed to support a growing community.

Impact fee revenues are restricted and may only be used for eligible growth-related capital improvements consistent with the purpose for which each fee was collected. They generally cannot be used to fund routine City operations or ongoing maintenance. The City must administer and expend these funds in accordance with its adopted impact fee program and applicable state law, ensuring a reasonable relationship between new development and the facilities funded through the fees.

FY 2025-26 Budget Accomplishments

- Acquired adjacent property at 1232 Monterey Street to expand Vosti Park.
- Completed and the Council adopted the Toledo Basin (Gabilan Pond Park) Conceptual Design

Performance Objectives/Projects to be Delivered in FY 2026-27

- **Update the City's Development Impact Fee Study** to ensure that new development pays its appropriate share of growth-related infrastructure and facility costs, including development within the Miramonte Specific Plan area.
- **Conduct a comprehensive assessment of City Hall facilities** to evaluate existing conditions, space needs, and improvements necessary to accommodate future organizational and community growth.

- **Pursue grant funding for improvements to Chester Aaroe Park**, including development of currently underutilized areas and the addition of new recreational amenities to better serve the community.

Soledad, CA

Budget Worksheet

Account Summary

For Fiscal: 2025-2026 Period Ending: 06/30/2026

		2023-2024 Total Budget	2023-2024 Total Activity	2024-2025 Total Budget	2024-2025 Total Activity	2025-2026 Total Budget	2025-2026 YTD Activity	Defined Budgets 2026-2027 2026-2027
Fund: 770 - PARK IMPACT								
Revenue								
Department: 0000 - 0000								
RevCategory: 48 - Other Revenue								
770-0000-48100	IMPACT FEES	645,190.00	149,311.80	400,000.00	11,809.49	200,000.00	41,801.33	40,000.00
770-0000-48410	INTEREST REVENUE	3,000.00	16,289.03	6,000.00	17,202.20	10,000.00	8,822.11	7,500.00
	RevCategory: 48 - Other Revenue Total:	**648,190.00**	**165,600.83**	**406,000.00**	**29,011.69**	**210,000.00**	**50,623.44**	**47,500.00**
	Department: 0000 - 0000 Total:	**648,190.00**	**165,600.83**	**406,000.00**	**29,011.69**	**210,000.00**	**50,623.44**	**47,500.00**
	Revenue Total:	**648,190.00**	**165,600.83**	**406,000.00**	**29,011.69**	**210,000.00**	**50,623.44**	**47,500.00**
Expense								
Department: 0000 - 0000								
ExpCategory: 52 - Services & Supplies								
770-0000-52200	PROFESSIONAL SERVICES/FEES	0.00	0.00	0.00	38,665.08	0.00	5,039.47	
	ExpCategory: 52 - Services & Supplies Total:	**0.00**	**0.00**	**0.00**	**38,665.08**	**0.00**	**5,039.47**	**0.00**
ExpCategory: 57 - Capital Outlay								
770-0000-57000	CAPITAL OUTLAY - IMPROVEM...	0.00	99,174.44	370,000.00	235,910.23	455,000.00	342,719.04	20,000.00
	ExpCategory: 57 - Capital Outlay Total:	**0.00**	**99,174.44**	**370,000.00**	**235,910.23**	**455,000.00**	**342,719.04**	**20,000.00**
ExpCategory: 59 - Transfers Out								
770-0000-59000	TRANSFER OUT	19,356.00	0.00	12,000.00	354.28	6,000.00	1,254.04	6,000.00
	ExpCategory: 59 - Transfers Out Total:	**19,356.00**	**0.00**	**12,000.00**	**354.28**	**6,000.00**	**1,254.04**	**6,000.00**
	Department: 0000 - 0000 Total:	**19,356.00**	**99,174.44**	**382,000.00**	**274,929.59**	**461,000.00**	**349,012.55**	**26,000.00**
	Expense Total:	**19,356.00**	**99,174.44**	**382,000.00**	**274,929.59**	**461,000.00**	**349,012.55**	**26,000.00**
	Fund: 770 - PARK IMPACT Surplus (Deficit):	**628,834.00**	**66,426.39**	**24,000.00**	**-245,917.90**	**-251,000.00**	**-298,389.11**	**21,500.00**

		2023-2024 Total Budget	2023-2024 Total Activity	2024-2025 Total Budget	2024-2025 Total Activity	2025-2026 Total Budget	2025-2026 YTD Activity	2026-2027 2026-2027
					Defined Budgets			
Fund: 771 - POLICE IMPACT								
Revenue								
Department: 0000 - 0000								
RevCategory: 48 - Other Revenue								
771-0000-48100	IMPACT FEES	0.00	7,104.55	6,500.00	177.85	6,500.00	0.00	5,000.00
771-0000-48410	INTEREST REVENUE	0.00	1,136.93	750.00	1,365.35	750.00	1,176.41	750.00
	RevCategory: 48 - Other Revenue Total:	**0.00**	**8,241.48**	**7,250.00**	**1,543.20**	**7,250.00**	**1,176.41**	**5,750.00**
	Department: 0000 - 0000 Total:	**0.00**	**8,241.48**	**7,250.00**	**1,543.20**	**7,250.00**	**1,176.41**	**5,750.00**
	Revenue Total:	**0.00**	**8,241.48**	**7,250.00**	**1,543.20**	**7,250.00**	**1,176.41**	**5,750.00**
Expense								
Department: 0000 - 0000								
ExpCategory: 52 - Services & Supplies								
771-0000-52200	PROFESSIONAL SERVICES/FEES	0.00	0.00	0.00	0.00	0.00	265.47	
	ExpCategory: 52 - Services & Supplies Total:	**0.00**	**0.00**	**0.00**	**0.00**	**0.00**	**265.47**	**0.00**
ExpCategory: 59 - Transfers Out								
771-0000-59000	TRANSFER OUT	0.00	0.00	195.00	5.34	195.00	0.00	150.00
	ExpCategory: 59 - Transfers Out Total:	**0.00**	**0.00**	**195.00**	**5.34**	**195.00**	**0.00**	**150.00**
	Department: 0000 - 0000 Total:	**0.00**	**0.00**	**195.00**	**5.34**	**195.00**	**265.47**	**150.00**
	Expense Total:	**0.00**	**0.00**	**195.00**	**5.34**	**195.00**	**265.47**	**150.00**
	Fund: 771 - POLICE IMPACT Surplus (Deficit):	**0.00**	**8,241.48**	**7,055.00**	**1,537.86**	**7,055.00**	**910.94**	**5,600.00**

		2023-2024 Total Budget	2023-2024 Total Activity	2024-2025 Total Budget	2024-2025 Total Activity	2025-2026 Total Budget	2025-2026 YTD Activity	2026-2027 2026-2027
						Defined Budgets		
Fund: 772 - FIRE IMPACT								
Revenue								
Department: 0000 - 0000								
RevCategory: 48 - Other Revenue								
772-0000-48100	IMPACT FEES	30,000.00	40,239.60	40,000.00	2,159.70	40,000.00	0.00	10,000.00
772-0000-48410	INTEREST REVENUE	1,500.00	15,566.35	12,000.00	16,936.45	12,000.00	7,659.39	6,000.00
	RevCategory: 48 - Other Revenue Total:	**31,500.00**	**55,805.95**	**52,000.00**	**19,096.15**	**52,000.00**	**7,659.39**	**16,000.00**
	Department: 0000 - 0000 Total:	**31,500.00**	**55,805.95**	**52,000.00**	**19,096.15**	**52,000.00**	**7,659.39**	**16,000.00**
	Revenue Total:	**31,500.00**	**55,805.95**	**52,000.00**	**19,096.15**	**52,000.00**	**7,659.39**	**16,000.00**
Expense								
Department: 0000 - 0000								
ExpCategory: 52 - Services & Supplies								
772-0000-52030	ORDINANCE & PUBLISHINGS	0.00	0.00	0.00	159.04	0.00	0.00	
772-0000-52200	PROFESSIONAL SERVICES/FEES	0.00	0.00	0.00	50,442.09	0.00	265.47	
	ExpCategory: 52 - Services & Supplies Total:	**0.00**	**0.00**	**0.00**	**50,601.13**	**0.00**	**265.47**	**0.00**
ExpCategory: 57 - Capital Outlay								
772-0000-57000	CAPITAL OUTLAY - IMPROVEM...	0.00	0.00	0.00	353,795.42	125,000.00	111,832.76	
	ExpCategory: 57 - Capital Outlay Total:	**0.00**	**0.00**	**0.00**	**353,795.42**	**125,000.00**	**111,832.76**	**0.00**
ExpCategory: 59 - Transfers Out								
772-0000-59000	TRANSFER OUT	900.00	0.00	1,200.00	64.80	1,200.00	0.00	300.00
	ExpCategory: 59 - Transfers Out Total:	**900.00**	**0.00**	**1,200.00**	**64.80**	**1,200.00**	**0.00**	**300.00**
	Department: 0000 - 0000 Total:	**900.00**	**0.00**	**1,200.00**	**404,461.35**	**126,200.00**	**112,098.23**	**300.00**
	Expense Total:	**900.00**	**0.00**	**1,200.00**	**404,461.35**	**126,200.00**	**112,098.23**	**300.00**
	Fund: 772 - FIRE IMPACT Surplus (Deficit):	**30,600.00**	**55,805.95**	**50,800.00**	**-385,365.20**	**-74,200.00**	**-104,438.84**	**15,700.00**

		2023-2024 Total Budget	2023-2024 Total Activity	2024-2025 Total Budget	2024-2025 Total Activity	2025-2026 Total Budget	2025-2026 YTD Activity	2026-2027 2026-2027
					Defined Budgets			
Fund: 773 - GENERAL GOV. IMPACT								
Revenue								
Department: 0000 - 0000								
RevCategory: 48 - Other Revenue								
773-0000-48100	IMPACT FEES	392,665.00	108,831.17	200,000.00	32,649.15	200,000.00	62,346.53	60,000.00
773-0000-48410	INTEREST REVENUE	500.00	20,610.59	15,000.00	24,044.83	15,000.00	23,114.23	12,000.00
	RevCategory: 48 - Other Revenue Total:	**393,165.00**	**129,441.76**	**215,000.00**	**56,693.98**	**215,000.00**	**85,460.76**	**72,000.00**
	Department: 0000 - 0000 Total:	**393,165.00**	**129,441.76**	**215,000.00**	**56,693.98**	**215,000.00**	**85,460.76**	**72,000.00**
	Revenue Total:	**393,165.00**	**129,441.76**	**215,000.00**	**56,693.98**	**215,000.00**	**85,460.76**	**72,000.00**
Expense								
Department: 0000 - 0000								
ExpCategory: 52 - Services & Supplies								
773-0000-52200	PROFESSIONAL SERVICES/FEES	0.00	0.00	0.00	9,721.67	0.00	12,143.47	2,750.00
	ExpCategory: 52 - Services & Supplies Total:	**0.00**	**0.00**	**0.00**	**9,721.67**	**0.00**	**12,143.47**	**2,750.00**
ExpCategory: 57 - Capital Outlay								
773-0000-57000	CAPITAL OUTLAY - IMPROVEM...	50,000.00	0.00	0.00	0.00	0.00	0.00	100,000.00
	ExpCategory: 57 - Capital Outlay Total:	**50,000.00**	**0.00**	**0.00**	**0.00**	**0.00**	**0.00**	**100,000.00**
ExpCategory: 59 - Transfers Out								
773-0000-59000	TRANSFER OUT	11,780.00	0.00	6,000.00	979.47	6,000.00	1,870.40	1,800.00
	ExpCategory: 59 - Transfers Out Total:	**11,780.00**	**0.00**	**6,000.00**	**979.47**	**6,000.00**	**1,870.40**	**1,800.00**
	Department: 0000 - 0000 Total:	**61,780.00**	**0.00**	**6,000.00**	**10,701.14**	**6,000.00**	**14,013.87**	**104,550.00**
	Expense Total:	**61,780.00**	**0.00**	**6,000.00**	**10,701.14**	**6,000.00**	**14,013.87**	**104,550.00**
	Fund: 773 - GENERAL GOV. IMPACT Surplus (Deficit):	**331,385.00**	**129,441.76**	**209,000.00**	**45,992.84**	**209,000.00**	**71,446.89**	**-32,550.00**

		2023-2024 Total Budget	2023-2024 Total Activity	2024-2025 Total Budget	2024-2025 Total Activity	2025-2026 Total Budget	2025-2026 YTD Activity	2026-2027 2026-2027
					Defined Budgets			
Fund: 774 - TRANSPORTATION IMPACT								
Revenue								
Department: 0000 - 0000								
RevCategory: 48 - Other Revenue								
774-0000-48100	IMPACT FEES	489,120.00	243,738.78	300,000.00	127,419.24	300,000.00	113,223.13	100,000.00
774-0000-48410	INTEREST REVENUE	2,000.00	50,479.22	35,000.00	57,668.49	35,000.00	54,535.06	35,000.00
	RevCategory: 48 - Other Revenue Total:	**491,120.00**	**294,218.00**	**335,000.00**	**185,087.73**	**335,000.00**	**167,758.19**	**135,000.00**
	Department: 0000 - 0000 Total:	**491,120.00**	**294,218.00**	**335,000.00**	**185,087.73**	**335,000.00**	**167,758.19**	**135,000.00**
	Revenue Total:	**491,120.00**	**294,218.00**	**335,000.00**	**185,087.73**	**335,000.00**	**167,758.19**	**135,000.00**
Expense								
Department: 0000 - 0000								
ExpCategory: 52 - Services & Supplies								
774-0000-52200	PROFESSIONAL SERVICES/FEES	11,050.00	53,025.75	25,000.00	36,981.67	25,000.00	3,023.47	2,750.00
	ExpCategory: 52 - Services & Supplies Total:	**11,050.00**	**53,025.75**	**25,000.00**	**36,981.67**	**25,000.00**	**3,023.47**	**2,750.00**
ExpCategory: 57 - Capital Outlay								
774-0000-57000	CAPITAL OUTLAY - IMPROVEM...	0.00	0.00	150,000.00	0.00	150,000.00	0.00	50,000.00
	ExpCategory: 57 - Capital Outlay Total:	**0.00**	**0.00**	**150,000.00**	**0.00**	**150,000.00**	**0.00**	**50,000.00**
ExpCategory: 59 - Transfers Out								
774-0000-59000	TRANSFER OUT	14,674.00	0.00	9,000.00	3,822.58	9,000.00	3,396.69	3,000.00
	ExpCategory: 59 - Transfers Out Total:	**14,674.00**	**0.00**	**9,000.00**	**3,822.58**	**9,000.00**	**3,396.69**	**3,000.00**
	Department: 0000 - 0000 Total:	**25,724.00**	**53,025.75**	**184,000.00**	**40,804.25**	**184,000.00**	**6,420.16**	**55,750.00**
	Expense Total:	**25,724.00**	**53,025.75**	**184,000.00**	**40,804.25**	**184,000.00**	**6,420.16**	**55,750.00**
	Fund: 774 - TRANSPORTATION IMPACT Surplus (Deficit):	**465,396.00**	**241,192.25**	**151,000.00**	**144,283.48**	**151,000.00**	**161,338.03**	**79,250.00**

		2023-2024 Total Budget	2023-2024 Total Activity	2024-2025 Total Budget	2024-2025 Total Activity	2025-2026 Total Budget	2025-2026 YTD Activity	2026-2027 2026-2027
					Defined Budgets			
Fund: 775 - STORM DRAIN IMPACT								
Revenue								
Department: 0000 - 0000								
RevCategory: 48 - Other Revenue								
775-0000-48100	IMPACT FEES	165,430.00	158,426.65	165,000.00	20,098.54	165,000.00	102,664.89	100,000.00
775-0000-48410	INTEREST REVENUE	0.00	10,685.86	8,500.00	870.32	8,500.00	3,610.32	2,000.00
	RevCategory: 48 - Other Revenue Total:	**165,430.00**	**169,112.51**	**173,500.00**	**20,968.86**	**173,500.00**	**106,275.21**	**102,000.00**
	Department: 0000 - 0000 Total:	**165,430.00**	**169,112.51**	**173,500.00**	**20,968.86**	**173,500.00**	**106,275.21**	**102,000.00**
	Revenue Total:	**165,430.00**	**169,112.51**	**173,500.00**	**20,968.86**	**173,500.00**	**106,275.21**	**102,000.00**
Expense								
Department: 0000 - 0000								
ExpCategory: 52 - Services & Supplies								
775-0000-52200	PROFESSIONAL SERVICES/FEES	0.00	0.00	0.00	11,406.67	0.00	3,023.47	2,750.00
	ExpCategory: 52 - Services & Supplies Total:	**0.00**	**0.00**	**0.00**	**11,406.67**	**0.00**	**3,023.47**	**2,750.00**
ExpCategory: 58 - Debt Service								
775-0000-58100	INTEREST	0.00	3,058.46	0.00	152.70	0.00	0.00	
	ExpCategory: 58 - Debt Service Total:	**0.00**	**3,058.46**	**0.00**	**152.70**	**0.00**	**0.00**	**0.00**
ExpCategory: 59 - Transfers Out								
775-0000-59000	TRANSFER OUT	4,963.00	0.00	4,950.00	602.96	4,950.00	3,079.95	3,000.00
	ExpCategory: 59 - Transfers Out Total:	**4,963.00**	**0.00**	**4,950.00**	**602.96**	**4,950.00**	**3,079.95**	**3,000.00**
	Department: 0000 - 0000 Total:	**4,963.00**	**3,058.46**	**4,950.00**	**12,162.33**	**4,950.00**	**6,103.42**	**5,750.00**
	Expense Total:	**4,963.00**	**3,058.46**	**4,950.00**	**12,162.33**	**4,950.00**	**6,103.42**	**5,750.00**
	Fund: 775 - STORM DRAIN IMPACT Surplus (Deficit):	**160,467.00**	**166,054.05**	**168,550.00**	**8,806.53**	**168,550.00**	**100,171.79**	**96,250.00**

		2023-2024 Total Budget	2023-2024 Total Activity	2024-2025 Total Budget	2024-2025 Total Activity	2025-2026 Total Budget	2025-2026 YTD Activity	2026-2027 2026-2027
					Defined Budgets			
Fund: 776 - PUBLIC SAFETY IMPACT								
Revenue								
Department: 0000 - 0000								
RevCategory: 48 - Other Revenue								
776-0000-48100	IMPACT FEES	122,565.00	18,610.64	70,000.00	11,336.93	70,000.00	50,954.43	50,000.00
776-0000-48410	INTEREST REVENUE	0.00	5,146.50	4,000.00	5,785.43	4,000.00	6,775.68	3,000.00
	RevCategory: 48 - Other Revenue Total:	**122,565.00**	**23,757.14**	**74,000.00**	**17,122.36**	**74,000.00**	**57,730.11**	**53,000.00**
	Department: 0000 - 0000 Total:	**122,565.00**	**23,757.14**	**74,000.00**	**17,122.36**	**74,000.00**	**57,730.11**	**53,000.00**
	Revenue Total:	**122,565.00**	**23,757.14**	**74,000.00**	**17,122.36**	**74,000.00**	**57,730.11**	**53,000.00**
Expense								
Department: 0000 - 0000								
ExpCategory: 52 - Services & Supplies								
776-0000-52200	PROFESSIONAL SERVICES/FEES	0.00	0.00	0.00	0.00	0.00	0.00	2,750.00
	ExpCategory: 52 - Services & Supplies Total:	**0.00**	**0.00**	**0.00**	**0.00**	**0.00**	**0.00**	**2,750.00**
ExpCategory: 59 - Transfers Out								
776-0000-59000	TRANSFER OUT	3,677.00	0.00	2,100.00	340.11	2,100.00	1,528.63	1,500.00
	ExpCategory: 59 - Transfers Out Total:	**3,677.00**	**0.00**	**2,100.00**	**340.11**	**2,100.00**	**1,528.63**	**1,500.00**
	Department: 0000 - 0000 Total:	**3,677.00**	**0.00**	**2,100.00**	**340.11**	**2,100.00**	**1,528.63**	**4,250.00**
	Expense Total:	**3,677.00**	**0.00**	**2,100.00**	**340.11**	**2,100.00**	**1,528.63**	**4,250.00**
	Fund: 776 - PUBLIC SAFETY IMPACT Surplus (Deficit):	**118,888.00**	**23,757.14**	**71,900.00**	**16,782.25**	**71,900.00**	**56,201.48**	**48,750.00**

		2023-2024 Total Budget	2023-2024 Total Activity	2024-2025 Total Budget	2024-2025 Total Activity	2025-2026 Total Budget	2025-2026 YTD Activity	2026-2027 2026-2027
						Defined Budgets		
Fund: 779 - WATER IMPACT								
Revenue								
Department: 0000 - 0000								
RevCategory: 48 - Other Revenue								
779-0000-48100	IMPACT FEES	224,865.00	229,900.26	225,000.00	23,428.06	225,000.00	111,932.24	100,000.00
779-0000-48410	INTEREST REVENUE	600.00	113,006.18	85,000.00	123,052.72	85,000.00	108,691.02	70,000.00
	RevCategory: 48 - Other Revenue Total:	**225,465.00**	**342,906.44**	**310,000.00**	**146,480.78**	**310,000.00**	**220,623.26**	**170,000.00**
	Department: 0000 - 0000 Total:	**225,465.00**	**342,906.44**	**310,000.00**	**146,480.78**	**310,000.00**	**220,623.26**	**170,000.00**
	Revenue Total:	**225,465.00**	**342,906.44**	**310,000.00**	**146,480.78**	**310,000.00**	**220,623.26**	**170,000.00**
Expense								
Department: 0000 - 0000								
ExpCategory: 52 - Services & Supplies								
779-0000-52136	FACILITIES MASTER PLAN	0.00	0.00	0.00	25,872.00	0.00	8,460.00	
779-0000-52200	PROFESSIONAL SERVICES/FEES	0.00	0.00	0.00	9,721.67	0.00	3,023.47	2,750.00
	ExpCategory: 52 - Services & Supplies Total:	**0.00**	**0.00**	**0.00**	**35,593.67**	**0.00**	**11,483.47**	**2,750.00**
ExpCategory: 57 - Capital Outlay								
779-0000-57000	CAPITAL OUTLAY - IMPROVEM...	0.00	24,680.73	0.00	12,580.98	0.00	3,282.81	
	ExpCategory: 57 - Capital Outlay Total:	**0.00**	**24,680.73**	**0.00**	**12,580.98**	**0.00**	**3,282.81**	**0.00**
ExpCategory: 59 - Transfers Out								
779-0000-59000	TRANSFER OUT	6,746.00	0.00	6,750.00	702.84	6,750.00	3,357.97	3,000.00
	ExpCategory: 59 - Transfers Out Total:	**6,746.00**	**0.00**	**6,750.00**	**702.84**	**6,750.00**	**3,357.97**	**3,000.00**
	Department: 0000 - 0000 Total:	**6,746.00**	**24,680.73**	**6,750.00**	**48,877.49**	**6,750.00**	**18,124.25**	**5,750.00**
	Expense Total:	**6,746.00**	**24,680.73**	**6,750.00**	**48,877.49**	**6,750.00**	**18,124.25**	**5,750.00**
	Fund: 779 - WATER IMPACT Surplus (Deficit):	**218,719.00**	**318,225.71**	**303,250.00**	**97,603.29**	**303,250.00**	**202,499.01**	**164,250.00**

		2023-2024 Total Budget	2023-2024 Total Activity	2024-2025 Total Budget	2024-2025 Total Activity	2025-2026 Total Budget	2025-2026 YTD Activity	2026-2027 2026-2027
					Defined Budgets			
Fund: 780 - WASTEWATER IMPACT								
Revenue								
Department: 0000 - 0000								
RevCategory: 48 - Other Revenue								
780-0000-48100	IMPACT FEES	245,965.00	105,553.80	245,000.00	21,294.87	245,000.00	81,068.71	80,000.00
780-0000-48410	INTEREST REVENUE	1,000.00	17,836.62	12,500.00	21,181.24	12,500.00	21,010.40	10,000.00
	RevCategory: 48 - Other Revenue Total:	**246,965.00**	**123,390.42**	**257,500.00**	**42,476.11**	**257,500.00**	**102,079.11**	**90,000.00**
	Department: 0000 - 0000 Total:	**246,965.00**	**123,390.42**	**257,500.00**	**42,476.11**	**257,500.00**	**102,079.11**	**90,000.00**
	Revenue Total:	**246,965.00**	**123,390.42**	**257,500.00**	**42,476.11**	**257,500.00**	**102,079.11**	**90,000.00**
Expense								
Department: 0000 - 0000								
ExpCategory: 52 - Services & Supplies								
780-0000-52200	PROFESSIONAL SERVICES/FEES	0.00	9,795.25	0.00	9,721.65	0.00	3,023.46	2,750.00
	ExpCategory: 52 - Services & Supplies Total:	**0.00**	**9,795.25**	**0.00**	**9,721.65**	**0.00**	**3,023.46**	**2,750.00**
ExpCategory: 59 - Transfers Out								
780-0000-59000	TRANSFER OUT	7,379.00	0.00	7,350.00	638.85	7,350.00	2,432.06	2,400.00
	ExpCategory: 59 - Transfers Out Total:	**7,379.00**	**0.00**	**7,350.00**	**638.85**	**7,350.00**	**2,432.06**	**2,400.00**
	Department: 0000 - 0000 Total:	**7,379.00**	**9,795.25**	**7,350.00**	**10,360.50**	**7,350.00**	**5,455.52**	**5,150.00**
	Expense Total:	**7,379.00**	**9,795.25**	**7,350.00**	**10,360.50**	**7,350.00**	**5,455.52**	**5,150.00**
	Fund: 780 - WASTEWATER IMPACT Surplus (Deficit):	**239,586.00**	**113,595.17**	**250,150.00**	**32,115.61**	**250,150.00**	**96,623.59**	**84,850.00**
	Report Surplus (Deficit):	**2,193,875.00**	**1,122,739.90**	**1,235,705.00**	**-284,161.24**	**835,705.00**	**286,363.78**	**483,600.00**

Fund Summary

Fund	2023-2024 Total Budget	2023-2024 Total Activity	Defined Budgets 2024-2025 Total Budget	2024-2025 Total Activity	2025-2026 Total Budget	2025-2026 YTD Activity	2026-2027 2026-2027
770 - PARK IMPACT	628,834.00	66,426.39	24,000.00	-245,917.90	-251,000.00	-298,389.11	21,500.00
771 - POLICE IMPACT	0.00	8,241.48	7,055.00	1,537.86	7,055.00	910.94	5,600.00
772 - FIRE IMPACT	30,600.00	55,805.95	50,800.00	-385,365.20	-74,200.00	-104,438.84	15,700.00
773 - GENERAL GOV. IMPACT	331,385.00	129,441.76	209,000.00	45,992.84	209,000.00	71,446.89	-32,550.00
774 - TRANSPORTATION IMPACT	465,396.00	241,192.25	151,000.00	144,283.48	151,000.00	161,338.03	79,250.00
775 - STORM DRAIN IMPACT	160,467.00	166,054.05	168,550.00	8,806.53	168,550.00	100,171.79	96,250.00
776 - PUBLIC SAFETY IMPACT	118,888.00	23,757.14	71,900.00	16,782.25	71,900.00	56,201.48	48,750.00
779 - WATER IMPACT	218,719.00	318,225.71	303,250.00	97,603.29	303,250.00	202,499.01	164,250.00
780 - WASTEWATER IMPACT	239,586.00	113,595.17	250,150.00	32,115.61	250,150.00	96,623.59	84,850.00
Report Surplus (Deficit):	**2,193,875.00**	**1,122,739.90**	**1,235,705.00**	**-284,161.24**	**835,705.00**	**286,363.78**	**483,600.00**

								Defined Budgets
		2023-2024 Total Budget	2023-2024 Total Activity	2024-2025 Total Budget	2024-2025 Total Activity	2025-2026 Total Budget	2025-2026 YTD Activity	2026-2027 2026-2027
Fund: 516 - SUCCESSOR AGENCY								
Revenue								
Department: 0000 - 0000								
RevCategory: 00 - 00								
516-0000-48050	SALE OF PROPERTY	0.00	0.00	0.00	241,908.57	0.00	0.00	
	RevCategory: 00 - 00 Total:	**0.00**	**0.00**	**0.00**	**241,908.57**	**0.00**	**0.00**	**0.00**
RevCategory: 40 - Property Taxes								
516-0000-40100	PROPERTY TAX - SECURED	1,143,095.00	1,241,084.00	1,229,258.00	1,247,962.00	1,235,000.00	1,247,583.00	1,234,289.00
	RevCategory: 40 - Property Taxes Total:	**1,143,095.00**	**1,241,084.00**	**1,229,258.00**	**1,247,962.00**	**1,235,000.00**	**1,247,583.00**	**1,234,289.00**
RevCategory: 48 - Other Revenue								
516-0000-48410	INTEREST REVENUE	2,500.00	37,279.78	0.00	54,408.87	0.00	47,987.01	
	RevCategory: 48 - Other Revenue Total:	**2,500.00**	**37,279.78**	**0.00**	**54,408.87**	**0.00**	**47,987.01**	**0.00**
	Department: 0000 - 0000 Total:	**1,145,595.00**	**1,278,363.78**	**1,229,258.00**	**1,544,279.44**	**1,235,000.00**	**1,295,570.01**	**1,234,289.00**
	Revenue Total:	**1,145,595.00**	**1,278,363.78**	**1,229,258.00**	**1,544,279.44**	**1,235,000.00**	**1,295,570.01**	**1,234,289.00**
Expense								
Department: 0000 - 0000								
ExpCategory: 51 - Salaries & Benefits								
516-0000-51310	WORKERS COMP	0.00	0.00	0.00	2,022.61	0.00	2,143.99	
	ExpCategory: 51 - Salaries & Benefits Total:	**0.00**	**0.00**	**0.00**	**2,022.61**	**0.00**	**2,143.99**	**0.00**
ExpCategory: 52 - Services & Supplies								
516-0000-52200	PROFESSIONAL SERVICES/FEES	15,100.00	9,408.00	22,120.00	237,282.00	6,250.00	7,400.00	6,400.00
516-0000-52215	ATTORNEY SERVICES	0.00	2,502.00	0.00	72.00	0.00	36.00	
	ExpCategory: 52 - Services & Supplies Total:	**15,100.00**	**11,910.00**	**22,120.00**	**237,354.00**	**6,250.00**	**7,436.00**	**6,400.00**
ExpCategory: 58 - Debt Service								
516-0000-58110	INTEREST 2016 A	64,825.00	0.00	43,063.00	0.00	33,875.00	33,875.00	24,500.00
516-0000-58115	INTEREST 2016 B	241,344.00	282,492.70	214,075.00	253,118.24	198,375.00	198,375.00	181,394.00
516-0000-58210	PRINCIPAL 2016 A	340,000.00	0.00	365,000.00	0.00	370,000.00	0.00	380,000.00
516-0000-58215	PRINCIPAL 2016 B	560,000.00	0.00	585,000.00	0.00	610,000.00	0.00	625,000.00
	ExpCategory: 58 - Debt Service Total:	**1,206,169.00**	**282,492.70**	**1,207,138.00**	**253,118.24**	**1,212,250.00**	**232,250.00**	**1,210,894.00**

		2023-2024 Total Budget	2023-2024 Total Activity	2024-2025 Total Budget	2024-2025 Total Activity	2025-2026 Total Budget	2025-2026 YTD Activity	2026-2027 2026-2027
					Defined Budgets			
ExpCategory: 59 - Transfers Out								
516-0000-59000	TRANSFER OUT	0.00	0.00	0.00	50,042.51	16,500.00	16,500.00	16,995.00
	ExpCategory: 59 - Transfers Out Total:	**0.00**	**0.00**	**0.00**	**50,042.51**	**16,500.00**	**16,500.00**	**16,995.00**
	Department: 0000 - 0000 Total:	**1,221,269.00**	**294,402.70**	**1,229,258.00**	**542,537.36**	**1,235,000.00**	**258,329.99**	**1,234,289.00**
	Expense Total:	**1,221,269.00**	**294,402.70**	**1,229,258.00**	**542,537.36**	**1,235,000.00**	**258,329.99**	**1,234,289.00**
	Fund: 516 - SUCCESSOR AGENCY Surplus (Deficit):	**-75,674.00**	**983,961.08**	**0.00**	**1,001,742.08**	**0.00**	**1,037,240.02**	**0.00**

		2023-2024 Total Budget	2023-2024 Total Activity	2024-2025 Total Budget	2024-2025 Total Activity	2025-2026 Total Budget	2025-2026 YTD Activity	2026-2027 2026-2027
						Defined Budgets		
Fund: 531 - LOW AND MOD ASSET FUND								
Revenue								
Department: 0000 - 0000								
RevCategory: 00 - 00								
531-0000-47120	PROGRAM INCOME	0.00	0.00	0.00	0.00	575,000.00	71,179.00	
531-0000-49000	TRANSFER IN	0.00	0.00	0.00	34,022.51	0.00	0.00	
	RevCategory: 00 - 00 Total:	**0.00**	**0.00**	**0.00**	**34,022.51**	**575,000.00**	**71,179.00**	**0.00**
RevCategory: 48 - Other Revenue								
531-0000-48410	INTEREST REVENUE	0.00	35,451.70	0.00	0.00	0.00	733.07	
	RevCategory: 48 - Other Revenue Total:	**0.00**	**35,451.70**	**0.00**	**0.00**	**0.00**	**733.07**	**0.00**
	Department: 0000 - 0000 Total:	**0.00**	**35,451.70**	**0.00**	**34,022.51**	**575,000.00**	**71,912.07**	**0.00**
	Revenue Total:	**0.00**	**35,451.70**	**0.00**	**34,022.51**	**575,000.00**	**71,912.07**	**0.00**
Expense								
Department: 0000 - 0000								
ExpCategory: 51 - Salaries & Benefits								
531-0000-51100	SALARIES	19,624.00	19,240.89	0.00	19,748.51	0.00	841.14	
531-0000-51130	OVERTIME	0.00	419.87	0.00	750.92	0.00	0.00	
531-0000-51140	CERTIFICATES	0.00	8.31	0.00	0.00	0.00	0.00	
531-0000-51200	SOCIAL SECURITY / MEDICARE	1,501.00	1,464.50	0.00	1,588.77	0.00	62.56	
531-0000-51210	PERS-PENSION	3,925.00	1,369.52	0.00	1,451.90	0.00	65.72	
531-0000-51220	BENEFITS	0.00	0.00	0.00	89.32	0.00	6.13	
531-0000-51230	INSURANCE-MED,DEN,VISION	981.00	771.61	0.00	570.91	0.00	58.30	
531-0000-51265	LTD & AD&D	127.00	0.00	0.00	0.00	0.00	0.00	
531-0000-51267	LIFE, AD&D, LTD	0.00	113.97	0.00	36.59	0.00	0.00	
	ExpCategory: 51 - Salaries & Benefits Total:	**26,158.00**	**23,388.67**	**0.00**	**24,236.92**	**0.00**	**1,033.85**	**0.00**
ExpCategory: 52 - Services & Supplies								
531-0000-52200	PROFESSIONAL SERVICES/FEES	7,500.00	0.00	7,500.00	2,204.24	7,500.00	0.00	2,500.00
	ExpCategory: 52 - Services & Supplies Total:	**7,500.00**	**0.00**	**7,500.00**	**2,204.24**	**7,500.00**	**0.00**	**2,500.00**

		2023-2024 Total Budget	2023-2024 Total Activity	2024-2025 Total Budget	2024-2025 Total Activity	2025-2026 Total Budget	2025-2026 YTD Activity	2026-2027 2026-2027
					Defined Budgets			
ExpCategory: 57 - Capital Outlay								
531-0000-57000	CAPITAL OUTLAY - IMPROVEM...	0.00	1,403,191.85	0.00	0.00	0.00	0.00	
ExpCategory: 57 - Capital Outlay Total:		**0.00**	**1,403,191.85**	**0.00**	**0.00**	**0.00**	**0.00**	**0.00**
Department: 0000 - 0000 Total:		**33,658.00**	**1,426,580.52**	**7,500.00**	**26,441.16**	**7,500.00**	**1,033.85**	**2,500.00**
Expense Total:		**33,658.00**	**1,426,580.52**	**7,500.00**	**26,441.16**	**7,500.00**	**1,033.85**	**2,500.00**
Fund: 531 - LOW AND MOD ASSET FUND Surplus (Deficit):		**-33,658.00**	**-1,391,128.82**	**-7,500.00**	**7,581.35**	**567,500.00**	**70,878.22**	**-2,500.00**
Report Surplus (Deficit):		**-109,332.00**	**-407,167.74**	**-7,500.00**	**1,009,323.43**	**567,500.00**	**1,108,118.24**	**-2,500.00**

Fund Summary

Fund	2023-2024 Total Budget	2023-2024 Total Activity	Defined Budgets 2024-2025 Total Budget	2024-2025 Total Activity	2025-2026 Total Budget	2025-2026 YTD Activity	2026-2027 2026-2027
516 - SUCCESSOR AGENCY	-75,674.00	983,961.08	0.00	1,001,742.08	0.00	1,037,240.02	0.00
531 - LOW AND MOD ASSET FUND	-33,658.00	-1,391,128.82	-7,500.00	7,581.35	567,500.00	70,878.22	-2,500.00
Report Surplus (Deficit):	**-109,332.00**	**-407,167.74**	**-7,500.00**	**1,009,323.43**	**567,500.00**	**1,108,118.24**	**-2,500.00**

CIP

26-27 through 30-31

Capital Improvement Plan

Soledad, CA

Projects By Department

Department	Project #	Priority	26-27	27-28	28-29	29-30	30-31	Total
Facilities								
City Hall Flag Pole	*F26-01*	2		20,000				**20,000**
City Hall Emergency Generator	*F26-05*	2		5,000	150,000			**155,000**
Facilities Assesment	*F26-07*	2	100,000					**100,000**
Fire Station Kitchen	*F26-08*	3			71,000			**71,000**
Police Department Lockers	*F26-09*	2	60,000					**60,000**
City Hall HVAC	*F26-11*	3		250,000				**250,000**
City Hall/PD Roof Repair	*F26-12*	2		520,000				**520,000**
Community Center Modernization Phase 2	*F27-02*	3	167,000	190,000	1,500,000			**1,857,000**
Container Village	*F27-10*	2		100,000		2,500,000		**2,600,000**
Citywide ADA updates	*F27-11*	3	20,000	20,000	20,000	20,000	20,000	**100,000**
Fire App Bay Traffic Improvements	*F27-12*	2		50,000				**50,000**
Food Truck Pod	*F27-13*			100,000				**100,000**
Historical Society Roof Replacement	*F28-01*	3			50,000			**50,000**
	Facilities Total		**347,000**	**1,255,000**	**1,791,000**	**2,520,000**	**20,000**	**5,933,000**
Parks								
Jesse Gallardo Park Tennis Court Resurfacing	*F27-06*			15,000				**15,000**
Veteran's Park Monument	*P26-01*	2	20,000	30,000	100,000			**150,000**
Little League Renovations	*P26-02*	2		35,000	250,000	250,000	250,000	**785,000**
Orchard Lane Park Changing Rooms	*P26-03*	3			10,000			**10,000**
Peverini Park Lighting Improvements	*P26-05*	3		100,000				**100,000**
Los Coches Adobe	*P27-02*	5		25,000				**25,000**
Gabilan Pond Park (Toledo Basin)	*P27-03*	3	20,000					**20,000**
Vosti Park upgrades	*P27-04*				730,000			**730,000**
Santa Barbara Park	*P27-05*			100,000				**100,000**
Blas Santana Improvement Plan	*P27-06*			75,000				**75,000**
San Antonio Park	*P28-01*				100,000			**100,000**
Salinas River Walking Trail	*P28-05*	5			50,000			**50,000**

Department	Project #	Priority	26-27	27-28	28-29	29-30	30-31	Total
	Parks Total		**40,000**	**380,000**	**1,240,000**	**250,000**	**250,000**	**2,160,000**
Stormwater								
Nestles SW retrofit	*SW26-01*	3	37,000	703,000				**740,000**
Upper San Vicente Sediment Basin	*SW27-01*	2		15,000	150,000			**165,000**
Regional Recharge Outlet Adjustment	*SW27-02*	2		142,855				**142,855**
	Stormwater Total		**37,000**	**860,855**	**150,000**	**0**	**0**	**1,047,855**
Transportation								
Sidewalk Cost-Share Program	*T25-01*	3	20,000	20,000	20,000	20,000	20,000	**100,000**
Signal Upgrades	*T26-01*	2			50,000	250,000		**300,000**
Street Restriping Project	*T26-02*	2	1,000,000					**1,000,000**
SRTS	*T26-03*	2	250,000					**250,000**
Quick Build Project	*T26-04*			965,000				**965,000**
Slurry Seal Project	*T26-05*	2	3,363,446					**3,363,446**
West Street Road Diet and Complete Streets	*T26-06*	3	4,008,000					**4,008,000**
Front St Landscape refresh	*T26-07*	3	400,000					**400,000**
Vosti Dip Infill	*T26-08*	3	40,000					**40,000**
Tree Maintenance/Infill	*T26-09*	3	25,000	25,000	25,000	25,000	25,000	**125,000**
Pedestrian Safety Improvement	*T26-10*	2	863,600					**863,600**
SS4A	*T26-11*	2		2,435,000				**2,435,000**
Downtown Streetscape Improvement Project	*T26-12*	2	250,000					**250,000**
Parking Lot Maintenance	*T27-01*	3		20,000	20,000	20,000	20,000	**80,000**
Front Street/US 101 Interchange Study	*T27-02*	3	50,000					**50,000**
	Transportation Total		**10,270,046**	**3,465,000**	**115,000**	**315,000**	**65,000**	**14,230,046**
Wastewater								
City Wide Recycled Water Project	*S25-04*	2	7,060,302					**7,060,302**
New Breakroom	*S25-05*	3		25,000				**25,000**
BNRs(Aeration System)	*S25-06*	2	345,000					**345,000**
Replacement chains/wearables	*S25-07*	3	150,000					**150,000**
UV Station Rehab	*S26-01*	2	25,000					**25,000**
Limirorque Clarifier Replacement	*S26-03*	2	200,000					**200,000**
Crane Truck	*S26-04*	3	100,000					**100,000**
WRF EV	*S26-05*	2		50,000				**50,000**
Skid Loader	*S26-07*	3	100,000					**100,000**

Department	Project #	Priority	26-27	27-28	28-29	29-30	30-31	Total
Computerized Maintenance Management System (CMMS)	*S26-08*	3	50,000					**50,000**
Guide Bank and Additional Repairs	*S26-09*	2				200,000	1,450,000	**1,650,000**
Painting of Piping, Valves, Etc.	*S26-10*	4			50,000	50,000		**100,000**
Flow and Condition Testing Study	*S26-11*	2		50,000				**50,000**
Sewer Master Plan	*S26-12*	3		50,000				**50,000**
BNRs(Replacement Valve)	*S26-13*	3	100,000					**100,000**
Fuzzy Filters	*S26-14*	3		75,000				**75,000**
Manholes Rehabilitation	*S26-15*	2		150,000				**150,000**
Transfer Pump	*S26-16*	3			100,000			**100,000**
Arc Flash Study	*S26-17*	3	28,000					**28,000**
VAC Truck (Class C)	*S26-18*	3	100,000					**100,000**
High Flow on 3rd	*S27-01*	4				290,960	1,164,130	**1,455,090**
Headworks Improvements	*S27-02*	2			6,500,000			**6,500,000**
Effluent Disposal and Capacity Study	*S27-03*	3		300,000				**300,000**
Tertiary Upgrades	*S30-01*	3					1,000,000	**1,000,000**
Levee Enhancement Project	*S30-02*	4	0					**0**
	Wastewater Total		**8,258,301**	**700,000**	**6,650,000**	**540,960**	**3,614,130**	**19,763,391**
Water								
Well Rehabilitation	*W25-01*	2	150,000	150,000	150,000	150,000	150,000	**750,000**
Tank Rehabilitation	*W25-02*	3	356,000					**356,000**
Meter Replacement	*W25-03*	3	935,020	935,020	935,020			**2,805,060**
Dump Truck	*W26-01*	3			70,000			**70,000**
Water Master Plan	*W26-02*	2		40,000				**40,000**
Well Upgrades	*W26=02*	2	80,000	100,000	100,000	100,000	100,000	**480,000**
Fire Hydrant Replacement	*W26-03*	3	20,723	20,723	20,723	20,723	20,723	**103,615**
Meter Testing Station	*W26-04*	4			10,000			**10,000**
Valve Replacement	*W26-05*	3	50,000	40,000	40,000			**130,000**
Full Size Backhoe	*W26-11*	3			120,000			**120,000**
Flow & Pressure Testing	*W27-02*	3			120,000			**120,000**
La Cuesta Storage Facility/Office	*W27-03*	2				35,000		**35,000**
Water Filling Station	*W27-06*	3		120,000				**120,000**
Vosti Raised Water Tower	*W27-09*	3				300,000		**300,000**
Water Distribution Generators	*W27-10*	3			320,000			**320,000**
Pressure Reducing Valves	*W28-01*	2			42,000			**42,000**

Department	Project # Priority	26-27	27-28	28-29	29-30	30-31	Total
	Water Total	1,591,743	1,405,743	1,927,743	605,723	270,723	5,801,675
	GRAND TOTAL	20,544,090	8,066,598	11,873,743	4,231,683	4,219,853	48,935,967

Capital Improvement Plan

Soledad, CA

Project #	F26-01
Project Name	City Hall Flag Pole

Total Project Cost	$20,000	Department	Facilities
Type	Improvement	Category	Facilities
Priority	2 High	Status	Active

Description

Project to install new second Flag Pole with lighting capabilities at City Hall

Justification

Strategic Plan goal 4.5.3

Life to Date Budget Utilization

$0 of $20,000 (0%)

Prior	Expenditures	26-27	27-28	28-29	29-30	30-31	Total	Future
0	Construction	0	20,000	0	0	0	**20,000**	0
	Total	**0**	**20,000**	**0**	**0**	**0**	**20,000**	

Prior	Funding Sources	26-27	27-28	28-29	29-30	30-31	Total	Future
0	General Fund	0	20,000	0	0	0	**20,000**	0
	Total	**0**	**20,000**	**0**	**0**	**0**	**20,000**	

Capital Improvement Plan

Soledad, CA

Project #	F26-05
Project Name	City Hall Emergency Generator

Total Project Cost	$155,000	Department	Facilities
Type	Equipment	Category	Facilities
Priority	2 High	Status	Active

Description

This project includes the upgrade of the City Hall emergency generator. Currently, the emergency generator provides only power to a set number of outlets as opposed to all of City Hall.

Justification

In the event of a power outage the ability of city hall to still function is vital as many of the city's essential fuctions would not be able to be sustained with the current backup generator.

Life to Date Budget Utilization

$0 of $155,000 (0%)

Prior	Expenditures	26-27	27-28	28-29	29-30	30-31	Total	Future
0	Equipment	0	0	150,000	0	0	**150,000**	0
	Design	0	5,000	0	0	0	**5,000**	
	Total	**0**	**5,000**	**150,000**	**0**	**0**	**155,000**	

Prior	Funding Sources	26-27	27-28	28-29	29-30	30-31	Total	Future
0	HMGP Grant	0	0	112,500	0	0	**112,500**	0
	General Fund	0	5,000	37,500	0	0	**42,500**	
	Total	**0**	**5,000**	**150,000**	**0**	**0**	**155,000**	

Capital Improvement Plan

Soledad, CA

Project #	F26-07
Project Name	Facilities Assesment

Total Project Cost	$100,000	Department	Facilities
Type	Improvement	Category	Facilities
Priority	2 High	Status	Active

Description

This project includes a plan study to determine the feasibility of a Municipal Complex to replace the existing City Hall, Police Station, and Fire Facilities and the assesment of the corp yard which are all currently aging or unable to support growing staff needs.

Justification

The city of Soledad is rapidly expanding, which has required a corresponding increase in the size of the city hall staff to match the town's growth. As staff size has increased, so has the need for a new Municipal Complex to house all the new personnel, as the current city hall was not meant to accommodate an increasingly larger staff.

Life to Date Budget Utilization

$0 of $100,000 (0%)

Prior	Expenditures	26-27	27-28	28-29	29-30	30-31	Total	Future
0	Design	100,000	0	0	0	0	**100,000**	0
	Total	**100,000**	**0**	**0**	**0**	**0**	**100,000**	

Prior	Funding Sources	26-27	27-28	28-29	29-30	30-31	Total	Future
0	General Facilities Impact	100,000	0	0	0	0	**100,000**	0
	Total	**100,000**	**0**	**0**	**0**	**0**	**100,000**	

Capital Improvement Plan

Soledad, CA

Project #	F26-08
Project Name	Fire Station Kitchen

Total Project Cost	$71,000	Department	Facilities
Type	Improvement	Category	Facilities
Priority	3 Moderate	Status	Active

Description

This project includes improvements to the Fire Station Kitchen in which new countertops and cabinets, the addition of a kitchen island, and installing updated lighting and plumbing. As the growth in staff continues, the need for an updated kitchen is required to account for the increased use.

Life to Date Budget Utilization

$0 of $71,000 (0%)

Prior	Expenditures	26-27	27-28	28-29	29-30	30-31	Total	Future
0	Construction	0	0	60,000	0	0	**60,000**	0
	Design	0	0	11,000	0	0	**11,000**	
	Total	**0**	**0**	**71,000**	**0**	**0**	**71,000**	

Prior	Funding Sources	26-27	27-28	28-29	29-30	30-31	Total	Future
0	Capital Reserve	0	0	71,000	0	0	**71,000**	0
	Total	**0**	**0**	**71,000**	**0**	**0**	**71,000**	

Capital Improvement Plan

Soledad, CA

Project #	F26-09
Project Name	Police Department Lockers

Total Project Cost	$60,000	Department	Facilities
Type	Equipment	Category	Facilities
Priority	2 High	Status	Active

Description

This project includes the renovation of approximately thirty units of built-in lockers in the dressing room. Current lockers are old and in falling apart conditions and must be updated and improved to adequately serve the growing number of officers.

Life to Date Budget Utilization

$0 of $60,000 (0%)

Prior	Expenditures	26-27	27-28	28-29	29-30	30-31	Total	Future
0	Construction	60,000	0	0	0	0	**60,000**	0
	Total	**60,000**	**0**	**0**	**0**	**0**	**60,000**	

Prior	Funding Sources	26-27	27-28	28-29	29-30	30-31	Total	Future
0	Grant Funding	60,000	0	0	0	0	**60,000**	0
	Total	**60,000**	**0**	**0**	**0**	**0**	**60,000**	

Capital Improvement Plan

Soledad, CA

Project #	F26-11
Project Name	City Hall HVAC

Total Project Cost	$250,000	Department	Facilities
Type	Improvement	Category	Facilities
Priority	3 Moderate	Status	Active

Description

This project includes the replacement of the City Hall HVAC. The existing ventilation system is in dire need of replacement, heating, cooling, and overall circulation needs to be improved for efficiency and improve air quality in the building. This project includes the replacement of the Police and City Hall HVAC system. The order of priority for replacement based on age and condition would be PD & City Hall

Life to Date Budget Utilization

$0 of $250,000 (0%)

Prior	Expenditures	26-27	27-28	28-29	29-30	30-31	Total	Future
0	Equipment	0	250,000	0	0	0	**250,000**	0
	Total	**0**	**250,000**	**0**	**0**	**0**	**250,000**	

Prior	Funding Sources	26-27	27-28	28-29	29-30	30-31	Total	Future
0	Grant Funding	0	250,000	0	0	0	**250,000**	0
	Total	**0**	**250,000**	**0**	**0**	**0**	**250,000**	

Capital Improvement Plan

Soledad, CA

Project #	F26-12
Project Name	City Hall/PD Roof Repair

Total Project Cost	$520,000	Department	Facilities
Type	Improvement	Category	Facilities
Priority	2 High	Phase	2nd Year
Status	Active		

Description

This project includes the repair of the shared City Hall and Police Station Roof. During the rainy season, leaks can be observed in the shared facility impacting staff personnel and the over building. Emergency repairs are thus warranted during the rain events and thus a costly temporary solution each year.The roof repair project will also include replacing the historical society's roof as an additional seperate project from the city's roof.

Life to Date Budget Utilization

$0 of $520,000 (0%)

Prior	Expenditures	26-27	27-28	28-29	29-30	30-31	Total	Future
0	Total Project Cost	0	450,000	0	0	0	**450,000**	0
	Design	0	70,000	0	0	0	**70,000**	
	Total	**0**	**520,000**	**0**	**0**	**0**	**520,000**	

Prior	Funding Sources	26-27	27-28	28-29	29-30	30-31	Total	Future
0	New Debt	0	520,000	0	0	0	**520,000**	0
	Total	**0**	**520,000**	**0**	**0**	**0**	**520,000**	

Capital Improvement Plan

Soledad, CA

Project #	F27-02
Project Name	Community Center Modernization Phase 2

Total Project Cost	$1,857,000	Department	Facilities
Type	Improvement	Category	Facilities
Priority	3 Moderate	Status	Active

Description

This project is part of the modernization of the existing Soledad Community Center. The Community Center Upgrades consists of the construction and relocation of the existing trash enclosure to provide adequate space to the back-up generator, outdoor lighting upgrades for safety, EV Charging Stations, landscaping and restroom remodel for the community center.

Life to Date Budget Utilization

$0 of $1,857,000 (0%)

Prior	Expenditures	26-27	27-28	28-29	29-30	30-31	Total	Future
0	Construction	0	0	1,500,000	0	0	**1,500,000**	0
	Restroom Remodel	0	190,000	0	0	0	**190,000**	
	EV Charging Stations	167,000	0	0	0	0	**167,000**	
	Total	**167,000**	**190,000**	**1,500,000**	**0**	**0**	**1,857,000**	

Prior	Funding Sources	26-27	27-28	28-29	29-30	30-31	Total	Future
0	Federal Earmark	0	0	1,500,000	0	0	**1,500,000**	0
	Capital Campaign	0	190,000	0	0	0	**190,000**	
	MBARD GRANT	167,000	0	0	0	0	**167,000**	
	Total	**167,000**	**190,000**	**1,500,000**	**0**	**0**	**1,857,000**	

Capital Improvement Plan

Soledad, CA

Project #	F27-10
Project Name	Container Village

Total Project Cost	$2,600,000	Department	Facilities
Type	Improvement	Category	Facilities
Priority	2 High	Status	Active

Description

The Container Village is a project aimed at facilitating economic development by providing an incubator space for new businesses. The project is currently in the concept stage and will be situated on city-owned property in the downtown core of Front Street. The plan is to utilize shipping containers and repurpose them to create business incubator spaces for budding entrepreneurs. These spaces will not only bring diverse businesses to the community but also serve as a stepping stone for entrepreneurship.

Life to Date Budget Utilization

$0 of $2,600,000 (0%)

Prior	Expenditures	26-27	27-28	28-29	29-30	30-31	Total	Future
0	Construction	0	0	0	2,500,000	0	**2,500,000**	0
	Design	0	100,000	0	0	0	**100,000**	
	Total	**0**	**100,000**	**0**	**2,500,000**	**0**	**2,600,000**	

Prior	Funding Sources	26-27	27-28	28-29	29-30	30-31	Total	Future
0	Grant Funding	0	0	0	2,500,000	0	**2,500,000**	0
	EDA Grant	0	100,000	0	0	0	**100,000**	
	Total	**0**	**100,000**	**0**	**2,500,000**	**0**	**2,600,000**	

Capital Improvement Plan

Soledad, CA

Project #	F27-11
Project Name	Citywide ADA updates

Total Project Cost	$100,000	Department	Facilities
Type	Improvement	Priority	3 Moderate
Status	Active		

Description

Upgrade of all city facilities to meet ADA compliance, existing ADA compliance plan to be revisited for code upgrades to stay in compliance.

Life to Date Budget Utilization

$0 of $100,000 (0%)

Prior	Expenditures	26-27	27-28	28-29	29-30	30-31	Total	Future
0	Construction	20,000	20,000	20,000	20,000	20,000	**100,000**	0
	Total	**20,000**	**20,000**	**20,000**	**20,000**	**20,000**	**100,000**	

Prior	Funding Sources	26-27	27-28	28-29	29-30	30-31	Total	Future
0	General Fund	20,000	20,000	20,000	20,000	20,000	**100,000**	0
	Total	**20,000**	**20,000**	**20,000**	**20,000**	**20,000**	**100,000**	

Capital Improvement Plan

Soledad, CA

Project #	F27-12
Project Name	Fire App Bay Traffic Improvements

Total Project Cost	$50,000	Department	Facilities
Type	Improvement	Priority	2 High
Status	Active		

Description

The scope of the project includes the expanding of the keep clear zone, as well as the relocation of the flashing beacons located on the street located in front of the new Fire App Bay Building.

Life to Date Budget Utilization

$0 of $50,000 (0%)

Prior	Expenditures	26-27	27-28	28-29	29-30	30-31	Total	Future
0	Total Project Cost	0	50,000	0	0	0	**50,000**	0
	Total	**0**	**50,000**	**0**	**0**	**0**	**50,000**	

Prior	Funding Sources	26-27	27-28	28-29	29-30	30-31	Total	Future
0	SB1	0	50,000	0	0	0	**50,000**	0
	Total	**0**	**50,000**	**0**	**0**	**0**	**50,000**	

Capital Improvement Plan

Soledad, CA

Project #	F27-13
Project Name	Food Truck Pod

Total Project Cost	$100,000	Department	Facilities
Category	Facilities	Phase	1st Year
Status	Active		

Description

Temporary addition of a locatiion for food trucks to park and create a food truck pod, addition of ADA, possibly lighting and extending fencing and addition of seating area

Life to Date Budget Utilization

$0 of $100,000 (0%)

Prior	Expenditures	26-27	27-28	28-29	29-30	30-31	Total	Future
0	Construction	0	100,000	0	0	0	**100,000**	0
	Total	**0**	**100,000**	**0**	**0**	**0**	**100,000**	

Prior	Funding Sources	26-27	27-28	28-29	29-30	30-31	Total	Future
0	Grant Funding	0	100,000	0	0	0	**100,000**	0
	Total	**0**	**100,000**	**0**	**0**	**0**	**100,000**	

Capital Improvement Plan

Soledad, CA

Project #	F28-01
Project Name	Historical Society Roof Replacement

Total Project Cost	$50,000	Department	Facilities
Category	Facilities	Priority	3 Moderate
Phase	1st Year	Status	Active

Description

Project Aims to fund a replacement for the Historical Society's Roof

Life to Date Budget Utilization

$0 of $50,000 (0%)

Prior	Expenditures	26-27	27-28	28-29	29-30	30-31	Total	Future
0	Unassigned Expenditure	0	0	50,000	0	0	**50,000**	0
	Total	**0**	**0**	**50,000**	**0**	**0**	**50,000**	

Prior	Funding Sources	26-27	27-28	28-29	29-30	30-31	Total	Future
0	Grant Funding	0	0	50,000	0	0	**50,000**	0
	Total	**0**	**0**	**50,000**	**0**	**0**	**50,000**	

Capital Improvement Plan

Soledad, CA

Project # F27-06
Project Name Jesse Gallardo Park Tennis Court Resurfacing

Total Project Cost $15,000
Category Parks
Department Parks
Status Active

Description

Resurfacing of Jesse Gallardo Park Tennis courts

Life to Date Budget Utilization

$0 of $15,000 (0%)

Prior	Expenditures	26-27	27-28	28-29	29-30	30-31	Total	Future
0	Construction	0	15,000	0	0	0	**15,000**	0
	Total	**0**	**15,000**	**0**	**0**	**0**	**15,000**	

Prior	Funding Sources	26-27	27-28	28-29	29-30	30-31	Total	Future
0	Other Funding	0	15,000	0	0	0	**15,000**	0
	Total	**0**	**15,000**	**0**	**0**	**0**	**15,000**	

Capital Improvement Plan

Soledad, CA

Project #	P26-01
Project Name	Veteran's Park Monument

Total Project Cost	$150,000	Department	Parks
Type	Improvement	Category	Parks
Priority	2 High	Status	Active

Description

Project to build a monument sign to honor Veterans! Go Veterans

Justification

Objective 4.1.1 Soledad Strategic Plan

Life to Date Budget Utilization

$0 of $150,000 (0%)

Prior	Expenditures	26-27	27-28	28-29	29-30	30-31	Total	Future
0	Construction	20,000	30,000	100,000	0	0	**150,000**	0
	Total	**20,000**	**30,000**	**100,000**	**0**	**0**	**150,000**	

Prior	Funding Sources	26-27	27-28	28-29	29-30	30-31	Total	Future
0	Other Funding	0	0	100,000	0	0	**100,000**	0
	Park Impact Fees	0	30,000	0	0	0	**30,000**	
	Fundraising	20,000	0	0	0	0	**20,000**	
	Total	**20,000**	**30,000**	**100,000**	**0**	**0**	**150,000**	

Capital Improvement Plan

Soledad, CA

Project #	P26-02
Project Name	Little League Renovations

Total Project Cost	$1,035,000	Department	Parks
Type	Improvement	Category	Parks
Priority	2 High	Status	Active

Description

This project is meant to turn the old skate park located next to Chester Aaroe park into a new multi use court.

Life to Date Budget Utilization

$0 of $1,035,000 (0%)

Prior	Expenditures	26-27	27-28	28-29	29-30	30-31	Total	Future
0	Construction	0	0	250,000	250,000	250,000	**750,000**	250,000
	Court Resurfacing	0	35,000	0	0	0	**35,000**	
	Total	**0**	**35,000**	**250,000**	**250,000**	**250,000**	**785,000**	

Prior	Funding Sources	26-27	27-28	28-29	29-30	30-31	Total	Future
0	Other Funding	0	35,000	250,000	250,000	250,000	**785,000**	250,000
	Total	**0**	**35,000**	**250,000**	**250,000**	**250,000**	**785,000**	

Capital Improvement Plan

Soledad, CA

Project #	P26-03
Project Name	Orchard Lane Park Changing Rooms

Total Project Cost	$10,000	Department	Parks
Type	Improvement	Category	Parks
Priority	3 Moderate	Status	Active

Description

Construction of a separate changing facility at Orchard Lane Park to support Splash Pad use and maintain restroom availability for residents.

Life to Date Budget Utilization

$0 of $10,000 (0%)

Prior	Expenditures	26-27	27-28	28-29	29-30	30-31	Total	Future
0	Total Project Cost	0	0	10,000	0	0	**10,000**	0
	Total	**0**	**0**	**10,000**	**0**	**0**	**10,000**	

Prior	Funding Sources	26-27	27-28	28-29	29-30	30-31	Total	Future
0	Orchard Villas/Miravale II BAD	0	0	10,000	0	0	**10,000**	0
	Total	**0**	**0**	**10,000**	**0**	**0**	**10,000**	

Capital Improvement Plan

Soledad, CA

Project #	P26-05
Project Name	Peverini Park Lighting Improvements

Total Project Cost	$100,000	Department	Parks
Type	Improvement	Priority	3 Moderate
Status	Active		

Description

Add Lighting to Peverini Park for safety

Justification

Strategic Plan 4.1.1

Life to Date Budget Utilization

$0 of $100,000 (0%)

Prior	Expenditures	26-27	27-28	28-29	29-30	30-31	Total	Future
0	Construction	0	100,000	0	0	0	**100,000**	0
	Total	**0**	**100,000**	**0**	**0**	**0**	**100,000**	

Prior	Funding Sources	26-27	27-28	28-29	29-30	30-31	Total	Future
0	Other Funding	0	100,000	0	0	0	**100,000**	0
	Total	**0**	**100,000**	**0**	**0**	**0**	**100,000**	

Capital Improvement Plan

Soledad, CA

Project #	P27-02
Project Name	Los Coches Adobe

Total Project Cost	$25,000	Department	Parks
Type	Maintenance	Category	Parks
Priority	5 Future Consideration	Status	Active

Description

This project includes maintenance of the los coches adobe site, specifically maintenance on the structure itself to prevent unauthorized entry, mainly securing all doors and windows to prevenet anyone from entering.

Life to Date Budget Utilization

$0 of $25,000 (0%)

Prior	Expenditures	26-27	27-28	28-29	29-30	30-31	Total	Future
0	Design	0	25,000	0	0	0	**25,000**	0
	Total	**0**	**25,000**	**0**	**0**	**0**	**25,000**	

Prior	Funding Sources	26-27	27-28	28-29	29-30	30-31	Total	Future
0	Developer Funding	0	25,000	0	0	0	**25,000**	0
	Total	**0**	**25,000**	**0**	**0**	**0**	**25,000**	

Capital Improvement Plan

Soledad, CA

Project #	P27-03
Project Name	Gabilan Pond Park (Toledo Basin)

Total Project Cost	$7,920,000	Department	Parks
Type	Improvement	Category	Parks
Priority	3 Moderate	Status	Active

Description

This project includes repurposing, what was formely known as Toledo Basin, Gabilan Park Pond into a new park for the surrounding community. The basin has been abandoned and lo longer necessary for Stormwater Collection.

Life to Date Budget Utilization

$0 of $7,920,000 (0%)

Prior	Expenditures	26-27	27-28	28-29	29-30	30-31	Total	Future
0	Design	20,000	0	0	0	0	**20,000**	7,900,000
	Total	**20,000**	**0**	**0**	**0**	**0**	**20,000**	

Prior	Funding Sources	26-27	27-28	28-29	29-30	30-31	Total	Future
0	Park Impact Fees	20,000	0	0	0	0	**20,000**	7,900,000
	Total	**20,000**	**0**	**0**	**0**	**0**	**20,000**	

Capital Improvement Plan

Soledad, CA

Project # P27-04
Project Name Vosti Park upgrades

Total Project Cost $730,000
Status Active
Department Parks

Description

Add lighting and replace the playground

Life to Date Budget Utilization

$0 of $730,000 (0%)

Prior	Expenditures	26-27	27-28	28-29	29-30	30-31	Total	Future
0	Total Project Cost	0	0	730,000	0	0	**730,000**	0
	Total	**0**	**0**	**730,000**	**0**	**0**	**730,000**	

Prior	Funding Sources	26-27	27-28	28-29	29-30	30-31	Total	Future
0	Other Funding	0	0	730,000	0	0	**730,000**	0
	Total	**0**	**0**	**730,000**	**0**	**0**	**730,000**	

Capital Improvement Plan

Soledad, CA

Project #	P27-05
Project Name	Santa Barbara Park

Total Project Cost	$100,000	Department	Parks
Type	Improvement	Category	Parks
Status	Active		

Description

Enhance Santa Barbara park with a small playground and fitness stations

Life to Date Budget Utilization

$0 of $100,000 (0%)

Prior	Expenditures	26-27	27-28	28-29	29-30	30-31	Total	Future
0	Construction	0	100,000	0	0	0	**100,000**	0
	Total	**0**	**100,000**	**0**	**0**	**0**	**100,000**	

Prior	Funding Sources	26-27	27-28	28-29	29-30	30-31	Total	Future
0	Diamond Ridge MAD	0	100,000	0	0	0	**100,000**	0
	Total	**0**	**100,000**	**0**	**0**	**0**	**100,000**	

Capital Improvement Plan

Soledad, CA

Project #	P27-06
Project Name	Blas Santana Improvement Plan

Total Project Cost	$75,000	Department	Parks
Category	Parks	Phase	1st Year
Status	Active		

Description

Initiate planning and design for improvements to Blas Santana Park including removal of concrete structures, improved field maintenance, enlarged restrooms and community desired features

Life to Date Budget Utilization

$0 of $75,000 (0%)

Prior	Expenditures	26-27	27-28	28-29	29-30	30-31	Total	Future
0	Construction	0	75,000	0	0	0	**75,000**	0
	Total	**0**	**75,000**	**0**	**0**	**0**	**75,000**	

Prior	Funding Sources	26-27	27-28	28-29	29-30	30-31	Total	Future
0	Other Funding	0	75,000	0	0	0	**75,000**	0
	Total	**0**	**75,000**	**0**	**0**	**0**	**75,000**	

Capital Improvement Plan

Soledad, CA

Project #	P28-01
Project Name	San Antonio Park

Total Project Cost	$100,000	Department	Parks
Category	Parks	Phase	1st Year
Status	Active		

Description

Enhance Park with small picnic area and small footprint play area

Life to Date Budget Utilization

$0 of $100,000 (0%)

Prior	Expenditures	26-27	27-28	28-29	29-30	30-31	Total	Future
0	Construction	0	0	100,000	0	0	**100,000**	0
	Total	**0**	**0**	**100,000**	**0**	**0**	**100,000**	

Prior	Funding Sources	26-27	27-28	28-29	29-30	30-31	Total	Future
0	Diamond Ridge MAD	0	0	100,000	0	0	**100,000**	0
	Total	**0**	**0**	**100,000**	**0**	**0**	**100,000**	

Capital Improvement Plan

Soledad, CA

Project #	P28-05
Project Name	Salinas River Walking Trail

Total Project Cost	$50,000	Department	Parks
Type	Improvement	Category	Parks
Priority	5 Future Consideration	Status	Active

Description

This project includes the study and design to create a Walking Trail along the Salinas River.

Life to Date Budget Utilization

$0 of $50,000 (0%)

Prior	Expenditures	26-27	27-28	28-29	29-30	30-31	Total	Future
0	Design	0	0	50,000	0	0	**50,000**	0
	Total	**0**	**0**	**50,000**	**0**	**0**	**50,000**	

Prior	Funding Sources	26-27	27-28	28-29	29-30	30-31	Total	Future
0	General Fund	0	0	50,000	0	0	**50,000**	0
	Total	**0**	**0**	**50,000**	**0**	**0**	**50,000**	

Capital Improvement Plan

Soledad, CA

Project #	SW26-01
Project Name	Nestles SW retrofit

Total Project Cost	$740,000	Department	Stormwater
Type	Improvement	Category	Stormwater Collection
Priority	3 Moderate	Status	Active

Description

This project is for the design and construction of stormwater control measures along Nestles Road to mitigate stormwater drainage along nestles road.

Life to Date Budget Utilization

$0 of $740,000 (0%)

Prior	Expenditures	26-27	27-28	28-29	29-30	30-31	Total	Future
0	Construction	0	703,000	0	0	0	**703,000**	0
	Design	37,000	0	0	0	0	**37,000**	
	Total	**37,000**	**703,000**	**0**	**0**	**0**	**740,000**	

Prior	Funding Sources	26-27	27-28	28-29	29-30	30-31	Total	Future
0	Grant Funding	0	703,000	0	0	0	**703,000**	0
	Sewer Fund	37,000	0	0	0	0	**37,000**	
	Total	**37,000**	**703,000**	**0**	**0**	**0**	**740,000**	

Capital Improvement Plan

Soledad, CA

Project #	SW27-01
Project Name	Upper San Vicente Sediment Basin

Total Project Cost	$165,000	Department	Stormwater
Type	Improvement	Category	Stormwater Collection
Priority	2 High	Status	Active

Description

This project includes the construction and implementation of a sediment basin in the upper San Vicente Rd portion near the City Limits. For several years, the City has observed heavy storm runoff coming down San Vicente that flood the upper corner of area near the intersection of Vista De Soledad/San Vicente Rd. Flows would be directed towards the catch basin to have the sediment settle before discharging into the City's storm system.

Life to Date Budget Utilization

$0 of $165,000 (0%)

Prior	Expenditures	26-27	27-28	28-29	29-30	30-31	Total	Future
0	Construction	0	0	150,000	0	0	**150,000**	0
	Design	0	15,000	0	0	0	**15,000**	
	Total	**0**	**15,000**	**150,000**	**0**	**0**	**165,000**	

Prior	Funding Sources	26-27	27-28	28-29	29-30	30-31	Total	Future
0	Sewer Fund	0	15,000	150,000	0	0	**165,000**	0
	Total	**0**	**15,000**	**150,000**	**0**	**0**	**165,000**	

Capital Improvement Plan

Soledad, CA

Project #	SW27-02
Project Name	Regional Recharge Outlet Adjustment

Total Project Cost	$142,855	Department	Stormwater
Type	Improvement	Category	Stormwater Collection
Priority	2 High	Status	Active

Description

This project includes the lowering of the Regional Recharge Basin Outlet found between HWY 101 and Front Street. Currently, the basin is full of sediment which increases the time of percolation of the stormwater collected during the rain events. Staff has noticed that the overflow outlet is too high to function as inteded and PW Staff are having a difficult time disking and ripping the basin to have it work as designed.

Life to Date Budget Utilization

$0 of $142,855 (0%)

Prior	Expenditures	26-27	27-28	28-29	29-30	30-31	Total	Future
0	Construction	0	100,000	0	0	0	**100,000**	0
	Design	0	28,570	0	0	0	**28,570**	
	Construction Management	0	14,285	0	0	0	**14,285**	
	Total	**0**	**142,855**	**0**	**0**	**0**	**142,855**	

Prior	Funding Sources	26-27	27-28	28-29	29-30	30-31	Total	Future
0	Sewer Fund	0	142,855	0	0	0	**142,855**	0
	Total	**0**	**142,855**	**0**	**0**	**0**	**142,855**	

Capital Improvement Plan

Soledad, CA

Project #	T25-01
Project Name	Sidewalk Cost-Share Program

Total Project Cost	$100,000	Department	Transportation
Type	Maintenance	Category	Streets
Priority	3 Moderate	Status	Active

Description

This project includes allocating $40,000 each year to assist residents to repairing the sidewalks adjacent to their property. Under the Soledad Municpal Code 12.02.020.

Life to Date Budget Utilization

$0 of $100,000 (0%)

Prior	Expenditures	26-27	27-28	28-29	29-30	30-31	Total	Future
0	Construction	20,000	20,000	20,000	20,000	20,000	**100,000**	0
	Total	**20,000**	**20,000**	**20,000**	**20,000**	**20,000**	**100,000**	

Prior	Funding Sources	26-27	27-28	28-29	29-30	30-31	Total	Future
0	Measure X	20,000	20,000	20,000	20,000	20,000	**100,000**	0
	Total	**20,000**	**20,000**	**20,000**	**20,000**	**20,000**	**100,000**	

Capital Improvement Plan

Soledad, CA

Project #	T26-01
Project Name	Signal Upgrades

Total Project Cost	$300,000	Department	Transportation
Type	Improvement	Category	Streets
Priority	2 High	Status	Active

Description

Project focused on studying the city's street signage and intersection traffic signals and improving or upgrading the existing.

Life to Date Budget Utilization

$0 of $300,000 (0%)

Prior	Expenditures	26-27	27-28	28-29	29-30	30-31	Total	Future
0	Construction	0	0	0	250,000	0	**250,000**	0
	Design	0	0	50,000	0	0	**50,000**	
	Total	**0**	**0**	**50,000**	**250,000**	**0**	**300,000**	

Prior	Funding Sources	26-27	27-28	28-29	29-30	30-31	Total	Future
0	Measure X	0	0	50,000	250,000	0	**300,000**	0
	Total	**0**	**0**	**50,000**	**250,000**	**0**	**300,000**	

Capital Improvement Plan

Soledad, CA

Project #	T26-02
Project Name	Street Restriping Project

Total Project Cost	$1,000,000	Department	Transportation
Type	Improvement	Category	Streets
Priority	2 High	Status	Active

Description

Project aiming at refreshing and restoring pavement striping throughout the entire city

Life to Date Budget Utilization

$0 of $1,000,000 (0%)

Prior	Expenditures	26-27	27-28	28-29	29-30	30-31	Total	Future
0	Construction	1,000,000	0	0	0	0	**1,000,000**	0
	Total	**1,000,000**	**0**	**0**	**0**	**0**	**1,000,000**	

Prior	Funding Sources	26-27	27-28	28-29	29-30	30-31	Total	Future
0	SB1	1,000,000	0	0	0	0	**1,000,000**	0
	Total	**1,000,000**	**0**	**0**	**0**	**0**	**1,000,000**	

Capital Improvement Plan

Soledad, CA

Project #	T26-03
Project Name	SRTS

Total Project Cost	$250,000	Department	Transportation
Type	Improvement	Category	Streets
Priority	2 High	Status	Active

Description

This project includes the implementation of the safe routes to school project which aims at creating roundabouts and intersection improvements at various intersections within the city.

Life to Date Budget Utilization

$0 of $250,000 (0%)

Prior	Expenditures	26-27	27-28	28-29	29-30	30-31	Total	Future
0	Construction	133,260	0	0	0	0	**133,260**	0
	Design	116,740	0	0	0	0	**116,740**	
	Total	**250,000**	**0**	**0**	**0**	**0**	**250,000**	

Prior	Funding Sources	26-27	27-28	28-29	29-30	30-31	Total	Future
0	RSTP (FUND 410)	250,000	0	0	0	0	**250,000**	0
	Total	**250,000**	**0**	**0**	**0**	**0**	**250,000**	

Capital Improvement Plan

Soledad, CA

Project #	T26-04
Project Name	Quick Build Project

Total Project Cost	$965,000	Department	Transportation
Type	Improvement	Status	Active

Description

Project that aims at quick build project that aims at improving traffic signals city-wide as well as introducing RRFBs and decorative crosswalks at 5 intersections throughout the city.

Justification

Strategic Plan objective number 5.2.1

Life to Date Budget Utilization

$0 of $965,000 (0%)

Prior	Expenditures	26-27	27-28	28-29	29-30	30-31	Total	Future
0	Construction	0	965,000	0	0	0	**965,000**	0
	Total	**0**	**965,000**	**0**	**0**	**0**	**965,000**	

Prior	Funding Sources	26-27	27-28	28-29	29-30	30-31	Total	Future
0	RSTP (FUND 410)	0	965,000	0	0	0	**965,000**	0
	Total	**0**	**965,000**	**0**	**0**	**0**	**965,000**	

Capital Improvement Plan

Soledad, CA

Project #	T26-05
Project Name	Slurry Seal Project

Total Project Cost	$3,363,446	Department	Transportation
Type	Maintenance	Category	Streets
Priority	2 High	Status	Active

Description

This project consists of performing a Slurry Seal project to the crack sealed streets in efforts to seal the streets and deliver a better product to the City. This enables us to take advantage of the 2024 Crack Seal Project and further extend and protect City-Owned Streets.

Life to Date Budget Utilization

$0 of $3,363,446 (0%)

Prior	Expenditures	26-27	27-28	28-29	29-30	30-31	Total	Future
0	Construction	3,063,446	0	0	0	0	**3,063,446**	0
	Design	150,000	0	0	0	0	**150,000**	
	Construction Management	150,000	0	0	0	0	**150,000**	
	Total	**3,363,446**	**0**	**0**	**0**	**0**	**3,363,446**	

Prior	Funding Sources	26-27	27-28	28-29	29-30	30-31	Total	Future
0	SB1	1,849,769	0	0	0	0	**1,849,769**	0
	Orchard Villas/Miravale II BAD	833,677	0	0	0	0	**833,677**	
	Diamond Ridge BAD	680,000	0	0	0	0	**680,000**	
	Total	**3,363,446**	**0**	**0**	**0**	**0**	**3,363,446**	

Capital Improvement Plan

Soledad, CA

Project #	T26-06
Project Name	West Street Road Diet and Complete Streets

Total Project Cost	$4,008,000	Department	Transportation
Type	Improvement	Category	Streets
Priority	3 Moderate	Status	Active

Description

This project will improve multimodal mobility, making West St accessible and comfortable for all types of roadway users. The Project will reconstruct the roadway on West St and implement a road diet, reducing the number of vehicle travel lanes from four to two. This will create additional space for bike lane buffers and have a traffic-calming effect. Additionally, as part of this project, it will cover a landscape refresh, sidewalk amenities, string lighting, and an Art Component.

Life to Date Budget Utilization

$0 of $4,008,000 (0%)

Prior	Expenditures	26-27	27-28	28-29	29-30	30-31	Total	Future
0	Total Project Cost	4,008,000	0	0	0	0	**4,008,000**	0
	Total	**4,008,000**	**0**	**0**	**0**	**0**	**4,008,000**	

Prior	Funding Sources	26-27	27-28	28-29	29-30	30-31	Total	Future
0	RSTP (FUND 410)	3,660,000	0	0	0	0	**3,660,000**	0
	SB1	348,000	0	0	0	0	**348,000**	
	Total	**4,008,000**	**0**	**0**	**0**	**0**	**4,008,000**	

Capital Improvement Plan

Soledad, CA

Project #	T26-07
Project Name	Front St Landscape refresh

Total Project Cost	$400,000	Department	Transportation
Type	Improvement	Category	Streets
Priority	3 Moderate	Status	Active

Description

Project consists of replacing the landscape along the entirety of Front St with a new landscape refresh.

Life to Date Budget Utilization

$0 of $400,000 (0%)

Prior	Expenditures	26-27	27-28	28-29	29-30	30-31	Total	Future
0	Construction	400,000	0	0	0	0	**400,000**	0
	Total	**400,000**	**0**	**0**	**0**	**0**	**400,000**	

Prior	Funding Sources	26-27	27-28	28-29	29-30	30-31	Total	Future
0	Measure X	400,000	0	0	0	0	**400,000**	0
	Total	**400,000**	**0**	**0**	**0**	**0**	**400,000**	

Capital Improvement Plan

Soledad, CA

Project #	T26-08
Project Name	Vosti Dip Infill

Total Project Cost	$40,000	Department	Transportation
Type	Improvement	Category	Streets
Priority	3 Moderate	Status	Active

Description

This project involves the construction costs to fill in the dip located at vosti park, without impacting the flow lines for stormwater runoff..

Life to Date Budget Utilization

$0 of $40,000 (0%)

Prior	Expenditures	26-27	27-28	28-29	29-30	30-31	Total	Future
0	Construction	40,000	0	0	0	0	**40,000**	0
	Total	**40,000**	**0**	**0**	**0**	**0**	**40,000**	

Prior	Funding Sources	26-27	27-28	28-29	29-30	30-31	Total	Future
0	Measure X	40,000	0	0	0	0	**40,000**	0
	Total	**40,000**	**0**	**0**	**0**	**0**	**40,000**	

Capital Improvement Plan

Soledad, CA

Project #	T26-09
Project Name	Tree Maintenance/Infill

Total Project Cost	$150,000	Department	Transportation
Type	Maintenance	Category	Streets
Priority	3 Moderate	Status	Active

Description

In this project includes the performance of tree maintenance of city-owned trees throughout the City as well as the infill of locations where trees have been previously been removed or have fallen on their own

Life to Date Budget Utilization

$0 of $150,000 (0%)

Prior	Expenditures	26-27	27-28	28-29	29-30	30-31	Total	Future
0	Total Project Cost	25,000	25,000	25,000	25,000	25,000	**125,000**	25,000
	Total	**25,000**	**25,000**	**25,000**	**25,000**	**25,000**	**125,000**	

Prior	Funding Sources	26-27	27-28	28-29	29-30	30-31	Total	Future
0	Gas Tax	25,000	25,000	25,000	25,000	25,000	**125,000**	25,000
	Total	**25,000**	**25,000**	**25,000**	**25,000**	**25,000**	**125,000**	

Capital Improvement Plan

Soledad, CA

Project #	T26-10
Project Name	Pedestrian Safety Improvement

Total Project Cost	$1,113,600	Department	Transportation
Type	Improvement	Category	Streets
Priority	2 High	Phase	2nd Year
Status	Active		

Description

This project includes various pedestrian safety improvements throughout the City, especially near schools as outlined in the HSIP 10 and Safe Routes to School funding programs. Additionally, this project will include the Pedestrian Safety Improvements near MST Bus Stop Locations. The safety improvements include but not limited to: curb extensions, high visibility crosswalks, enhanced crosswalk signage and pavement markings, rectangular rapid flashing beacons, flashing beacons at stop signs, bike boxes, and streetlights.

Life to Date Budget Utilization

$0 of $1,113,600 (0%)

Prior	Expenditures	26-27	27-28	28-29	29-30	30-31	Total	Future
250,000	Construction	863,600	0	0	0	0	**863,600**	0
	Total	**863,600**	**0**	**0**	**0**	**0**	**863,600**	

Prior	Funding Sources	26-27	27-28	28-29	29-30	30-31	Total	Future
250,000	CalTrans HSIP	777,240	0	0	0	0	**777,240**	0
	Measure X	86,360	0	0	0	0	**86,360**	
	Total	**863,600**	**0**	**0**	**0**	**0**	**863,600**	

Capital Improvement Plan

Soledad, CA

Project #	T26-11
Project Name	SS4A

Total Project Cost	$2,435,000	Department	Transportation
Type	Improvement	Category	Streets
Priority	2 High	Status	Active

Description

Project aimed at obtaining SS4A funding to complete street improvements throughtout Soledad.

Life to Date Budget Utilization

$0 of $2,435,000 (0%)

Prior	Expenditures	26-27	27-28	28-29	29-30	30-31	Total	Future
0	Construction	0	2,400,000	0	0	0	**2,400,000**	0
	Design	0	35,000	0	0	0	**35,000**	
	Total	**0**	**2,435,000**	**0**	**0**	**0**	**2,435,000**	

Prior	Funding Sources	26-27	27-28	28-29	29-30	30-31	Total	Future
0	State Aid	0	2,400,000	0	0	0	**2,400,000**	0
	Measure X	0	35,000	0	0	0	**35,000**	
	Total	**0**	**2,435,000**	**0**	**0**	**0**	**2,435,000**	

Capital Improvement Plan

Soledad, CA

Project #	T26-12
Project Name	Downtown Streetscape Improvement Project

Total Project Cost	$250,000	Department	Transportation
Type	Improvement	Priority	2 High
Status	Active		

Description

This project includes the installation of new art on the existing Front St Underpass wingwalls. This project will be grant funded

Life to Date Budget Utilization

$0 of $250,000 (0%)

Prior	Expenditures	26-27	27-28	28-29	29-30	30-31	Total	Future
0	Total Project Cost	250,000	0	0	0	0	**250,000**	0
	Total	**250,000**	**0**	**0**	**0**	**0**	**250,000**	

Prior	Funding Sources	26-27	27-28	28-29	29-30	30-31	Total	Future
0	Grant Funding	250,000	0	0	0	0	**250,000**	0
	Total	**250,000**	**0**	**0**	**0**	**0**	**250,000**	

Capital Improvement Plan

Soledad, CA

Project #	T27-01
Project Name	Parking Lot Maintenance

Total Project Cost	$100,000	Department	Transportation
Type	Maintenance	Category	Streets
Priority	3 Moderate	Status	Active

Description

This project includes the maintenance of city owned parking lots, most of the city's parking lots have never received any update, maintenance will be performed on parking lots which are in the worst condition first

Life to Date Budget Utilization

$0 of $100,000 (0%)

Prior	Expenditures	26-27	27-28	28-29	29-30	30-31	Total	Future
0	Construction	0	20,000	20,000	20,000	20,000	**80,000**	20,000
	Total	**0**	**20,000**	**20,000**	**20,000**	**20,000**	**80,000**	

Prior	Funding Sources	26-27	27-28	28-29	29-30	30-31	Total	Future
0	General Fund	0	20,000	20,000	20,000	20,000	**80,000**	20,000
	Total	**0**	**20,000**	**20,000**	**20,000**	**20,000**	**80,000**	

Capital Improvement Plan

Soledad, CA

Project #	T27-02
Project Name	Front Street/US 101 Interchange Study

Total Project Cost	$36,538,000	Department	Transportation
Type	Study	Category	Streets
Priority	3 Moderate	Status	Active

Description

This project is for the improvements to the Front Street/US 101 Interchange to help facilitate the proposed northern commercial area in the sphere of influence and the Miramonte Development.

Life to Date Budget Utilization

$0 of $36,538,000 (0%)

Prior	Expenditures	26-27	27-28	28-29	29-30	30-31	Total	Future
0	Design	50,000	0	0	0	0	**50,000**	36,488,000
	Total	**50,000**	**0**	**0**	**0**	**0**	**50,000**	

Prior	Funding Sources	26-27	27-28	28-29	29-30	30-31	Total	Future
0	Traffic Impact Fees	50,000	0	0	0	0	**50,000**	36,488,000
	Total	**50,000**	**0**	**0**	**0**	**0**	**50,000**	

Capital Improvement Plan

Soledad, CA

Project #	S25-04
Project Name	City Wide Recycled Water Project

Total Project Cost	$18,814,321	Department	Wastewater
Type	Improvement	Category	Wastewater
Priority	2 High	Phase	2nd Year
Status	Active		

Description

This project includes the installation of a new proposed wastewater effluent reuse distribution system for the city. The City of Soledad has received a grant for $16.6 million dollars from California's Urban Drought Relief Program to construct the infrastructure needed to irrigate most if not all of the City of Soledad and Unified School District turf areas with recycled water in an effort to preserve groundwater.

Life to Date Budget Utilization

$0 of $18,814,321 (0%)

Prior	Expenditures	26-27	27-28	28-29	29-30	30-31	Total	Future
11,754,019	Total Project Cost	6,960,302	0	0	0	0	**6,960,302**	0
	Other	100,000	0	0	0	0	**100,000**	
	Total	**7,060,301**	**0**	**0**	**0**	**0**	**7,060,301**	

Prior	Funding Sources	26-27	27-28	28-29	29-30	30-31	Total	Future
11,754,019	Drought Relief Grant Program	6,960,302	0	0	0	0	**6,960,302**	0
	Sewer Fund	100,000	0	0	0	0	**100,000**	
	Total	**7,060,301**	**0**	**0**	**0**	**0**	**7,060,301**	

Capital Improvement Plan

Soledad, CA

Project #	S25-05
Project Name	New Breakroom

Total Project Cost	$25,000	Department	Wastewater
Type	Improvement	Category	Wastewater
Priority	3 Moderate	Phase	2nd Year
Status	Active		

Description

This project includes converting the lab room into a new breakroom at the Water Reclamtion Facility (WRF) admin buidling. Currently, the existing breakroom has limited space for the current staff and the kitchen itself is the orginal constructed at the time of the bulding and plant.

Life to Date Budget Utilization

$0 of $25,000 (0%)

Prior	Expenditures	26-27	27-28	28-29	29-30	30-31	Total	Future
0	Construction	0	25,000	0	0	0	**25,000**	0
	Total	**0**	**25,000**	**0**	**0**	**0**	**25,000**	

Prior	Funding Sources	26-27	27-28	28-29	29-30	30-31	Total	Future
0	Sewer Fund	0	25,000	0	0	0	**25,000**	0
	Total	**0**	**25,000**	**0**	**0**	**0**	**25,000**	

Capital Improvement Plan

Soledad, CA

Project #	S25-06
Project Name	BNRs(Aeration System)

Total Project Cost	$345,000	Department	Wastewater
Type	Maintenance	Category	Wastewater
Priority	2 High	Phase	2nd Year
Status	Active		

Description

Diffuser replacement and aeration system pipe(below the water surface) and large bubble mixing in the oxic zone 3.

Life to Date Budget Utilization

$0 of $515,000 (0%)

Prior	Expenditures	26-27	27-28	28-29	29-30	30-31	Total	Future
0	Equipment	193,000	0	0	0	0	**193,000**	0
	Construction	77,000	0	0	0	0	**77,000**	
	Design	75,000	0	0	0	0	**75,000**	
	Total	**345,000**	**0**	**0**	**0**	**0**	**345,000**	

Prior	Funding Sources	26-27	27-28	28-29	29-30	30-31	Total	Future
170,000	Sewer Fund	345,000	0	0	0	0	**345,000**	0
	Total	**345,000**	**0**	**0**	**0**	**0**	**345,000**	

Capital Improvement Plan

Soledad, CA

Project #	S25-07
Project Name	Replacement chains/wearables

Total Project Cost	$200,000	Department	Wastewater
Type	Maintenance	Category	Wastewater
Priority	3 Moderate	Phase	2nd Year
Status	Active		

Description

Replacement chains/wearables for equipment located at the WRF, meant to extend life of equipment at the plant. This project encompasses changing various worn out chains and wearables on various pieces of equipment at the WWTP and is a continuation from last year, with the equipment that was not included last year scheduled for this year..

Life to Date Budget Utilization

$0 of $200,000 (0%)

Prior	Expenditures	26-27	27-28	28-29	29-30	30-31	Total	Future
50,000	Total Project Cost	150,000	0	0	0	0	**150,000**	0
	Total	**150,000**	**0**	**0**	**0**	**0**	**150,000**	

Prior	Funding Sources	26-27	27-28	28-29	29-30	30-31	Total	Future
50,000	Sewer Fund	150,000	0	0	0	0	**150,000**	0
	Total	**150,000**	**0**	**0**	**0**	**0**	**150,000**	

Capital Improvement Plan

Soledad, CA

Project #	S26-01
Project Name	UV Station Rehab

Total Project Cost	$25,000	Department	Wastewater
Type	Maintenance	Category	Wastewater
Priority	2 High	Phase	1st Year
Status	Active		

Description

Project includes the rehab and upgrade to the UV receiving station with the future enclosure of the UV station to protect the sensitive equipment from dust particulates. As well as the possible replacement of the UV housing units at the station.

Life to Date Budget Utilization

$0 of $25,000 (0%)

Prior	Expenditures	26-27	27-28	28-29	29-30	30-31	Total	Future
0	Equipment	25,000	0	0	0	0	**25,000**	0
	Total	**25,000**	**0**	**0**	**0**	**0**	**25,000**	

Prior	Funding Sources	26-27	27-28	28-29	29-30	30-31	Total	Future
0	Sewer Fund	25,000	0	0	0	0	**25,000**	0
	Total	**25,000**	**0**	**0**	**0**	**0**	**25,000**	

Capital Improvement Plan

Soledad, CA

Project #	S26-03
Project Name	Limirorque Clarifier Replacement

Total Project Cost	$200,000	Department	Wastewater
Type	Maintenance	Category	Wastewater
Priority	2 High	Phase	2nd Year
Status	Active		

Description

Project consists of purchase and install of new Limitorque Clarifier.

Life to Date Budget Utilization

$0 of $200,000 (0%)

Prior	Expenditures	26-27	27-28	28-29	29-30	30-31	Total	Future
0	Construction	200,000	0	0	0	0	**200,000**	0
	Total	**200,000**	**0**	**0**	**0**	**0**	**200,000**	

Prior	Funding Sources	26-27	27-28	28-29	29-30	30-31	Total	Future
0	Sewer Fund	200,000	0	0	0	0	**200,000**	0
	Total	**200,000**	**0**	**0**	**0**	**0**	**200,000**	

Capital Improvement Plan

Soledad, CA

Project #	S26-04
Project Name	Crane Truck

Total Project Cost	$100,000	Department	Wastewater
Category	Wastewater	Priority	3 Moderate
Phase	1st Year	Status	Active

Description

This project aims to replace the current crane on the crane truck with a new crane.

Life to Date Budget Utilization

$0 of $100,000 (0%)

Prior	Expenditures	26-27	27-28	28-29	29-30	30-31	Total	Future
0	Total Project Cost	100,000	0	0	0	0	**100,000**	0
	Total	**100,000**	**0**	**0**	**0**	**0**	**100,000**	

Prior	Funding Sources	26-27	27-28	28-29	29-30	30-31	Total	Future
0	Sewer Fund	100,000	0	0	0	0	**100,000**	0
	Total	**100,000**	**0**	**0**	**0**	**0**	**100,000**	

Capital Improvement Plan

Soledad, CA

Project #	S26-05
Project Name	WRF EV

Total Project Cost	$50,000	Department	Wastewater
Type	Equipment	Category	Wastewater
Priority	2 High	Phase	1st Year
Status	Active		

Description

This Project consists of installing at least two level 2 chargers at the WRF for the future EV mandate of the city

Life to Date Budget Utilization

$0 of $50,000 (0%)

Prior	Expenditures	26-27	27-28	28-29	29-30	30-31	Total	Future
0	Construction	0	50,000	0	0	0	**50,000**	0
	Total	**0**	**50,000**	**0**	**0**	**0**	**50,000**	

Prior	Funding Sources	26-27	27-28	28-29	29-30	30-31	Total	Future
0	Sewer Fund	0	50,000	0	0	0	**50,000**	0
	Total	**0**	**50,000**	**0**	**0**	**0**	**50,000**	

Capital Improvement Plan

Soledad, CA

Project #	S26-06
Project Name	Alleyway Sewer Line

Total Project Cost	$925,000	Department	Wastewater
Type	Improvement	Category	Wastewater
Priority	4 Low	Phase	1st Year
Status	Active		

Description

This project includes the replacement of 1,160 feet of 10-inch pipe from Main Street to East Street with a new 12-inch pipe. Requires upgrading, the existing pipe is made of clay, and numerous issues have been recorded with this stretch pipe.

Life to Date Budget Utilization

$0 of $925,000 (0%)

Prior	Expenditures	26-27	27-28	28-29	29-30	30-31	Total	Future
0	-	-	-	-	-	-		925,000

Prior	Funding Sources	26-27	27-28	28-29	29-30	30-31	Total	Future
0	Sewer Fund	0	0	0	0	150,000	**150,000**	775,000
	Total	**0**	**0**	**0**	**0**	**150,000**	**150,000**	

Capital Improvement Plan

Soledad, CA

Project #	S26-07
Project Name	Skid Loader

Total Project Cost	$100,000	Department	Wastewater
Type	Equipment	Category	Wastewater
Priority	3 Moderate	Phase	1st Year
Status	Active		

Description

This project includes the purchase of a replacement skid loader for the current (2010) loader for the Water Reclamation Facility. The existing skid loader is getting older, parts are becoming harder to find, time and maintenance on the existing skid loader is exceeding productive use of the vehicle.

Life to Date Budget Utilization

$0 of $100,000 (0%)

Prior	Expenditures	26-27	27-28	28-29	29-30	30-31	Total	Future
0	Equipment	100,000	0	0	0	0	**100,000**	0
	Total	**100,000**	**0**	**0**	**0**	**0**	**100,000**	

Prior	Funding Sources	26-27	27-28	28-29	29-30	30-31	Total	Future
0	Sewer Fund	100,000	0	0	0	0	**100,000**	0
	Total	**100,000**	**0**	**0**	**0**	**0**	**100,000**	

Capital Improvement Plan

Soledad, CA

Project #	S26-08
Project Name	Computerized Maintenance Management System (CMMS)

Total Project Cost	$50,000	Department	Wastewater
Type	Improvement	Category	Wastewater
Priority	3 Moderate	Phase	1st Year
Status	Active		

Description

This project includes the replacement of the current CMMS software utilized for the City's asset and work management. New intuitive software will help further the City's efforts towards streamlining the work induction process and reducing costs through efficiencies.

Life to Date Budget Utilization

$0 of $50,000 (0%)

Prior	Expenditures	26-27	27-28	28-29	29-30	30-31	Total	Future
0	Total Project Cost	50,000	0	0	0	0	**50,000**	0
	Total	**50,000**	**0**	**0**	**0**	**0**	**50,000**	

Prior	Funding Sources	26-27	27-28	28-29	29-30	30-31	Total	Future
0	Sewer Fund	35,000	0	0	0	0	**35,000**	0
	Water Fund	15,000	0	0	0	0	**15,000**	
	Total	**50,000**	**0**	**0**	**0**	**0**	**50,000**	

Capital Improvement Plan

Soledad, CA

Project #	S26-09
Project Name	Guide Bank and Additional Repairs

Total Project Cost	$1,650,000	Department	Wastewater
Type	Improvement	Category	Wastewater
Priority	2 High	Phase	1st Year
Status	Active		

Description

This project includes the implementation of the construction of a guide bank in the Salinas River to divert flows from the Salinas River and Arroyo Seco. During the heavy rain events, the river meandered to the foot of the Levee in which it experienced heavy scouring which the Levee was not designed to withstand. Additonally, this project will also cover repairs along the levee not covered by the USACE Repairs Project. The City is planning to apply for a HMGP Grant in which the city is providing 50 % match

Life to Date Budget Utilization

$0 of $1,700,000 (0%)

Prior	Expenditures	26-27	27-28	28-29	29-30	30-31	Total	Future
0	Construction	0	0	0	0	1,450,000	**1,450,000**	0
	Design	0	0	0	200,000	0	**200,000**	
	Total	**0**	**0**	**0**	**200,000**	**1,450,000**	**1,650,000**	

Prior	Funding Sources	26-27	27-28	28-29	29-30	30-31	Total	Future
0	HMGP Grant	0	0	0	1,000,000	0	**1,000,000**	0
	Sewer Fund	0	0	250,000	200,000	0	**450,000**	
	Water Fund	0	0	0	250,000	0	**250,000**	
	Total	**0**	**0**	**250,000**	**1,450,000**	**0**	**1,700,000**	

Capital Improvement Plan

Soledad, CA

Project #	S26-10
Project Name	Painting of Piping, Valves, Etc.

Total Project Cost	$100,000	Department	Wastewater
Type	Maintenance	Category	Wastewater
Priority	4 Low	Phase	1st Year
Status	Active		

Description

This project includes epoxy painting of the pipes, valves, clarifiers, and other miscellaneous components at the Water Reclamation Facility (WRF) to protect from rusting. The WRF has a corrosive environment in which pipes, valves, and other metallic surfaces/items are susceptible to corrosion.

Life to Date Budget Utilization

$0 of $100,000 (0%)

Prior	Expenditures	26-27	27-28	28-29	29-30	30-31	Total	Future
0	Total Project Cost	0	0	50,000	50,000	0	**100,000**	0
	Total	**0**	**0**	**50,000**	**50,000**	**0**	**100,000**	

Prior	Funding Sources	26-27	27-28	28-29	29-30	30-31	Total	Future
0	Sewer Fund	0	0	50,000	50,000	0	**100,000**	0
	Total	**0**	**0**	**50,000**	**50,000**	**0**	**100,000**	

Capital Improvement Plan

Soledad, CA

Project #	S26-11
Project Name	Flow and Condition Testing Study

Total Project Cost	$50,000	Department	Wastewater
Type	Study	Category	Wastewater
Priority	2 High	Phase	1st Year
Status	Active		

Description

This project includes the study of the Sanitary Sewer Master Plan recommended capital projects and verifying the measure conditions. The results of this study to serve as supporting documents to the Sanitary Sewer Master Plan.

Life to Date Budget Utilization

$0 of $50,000 (0%)

Prior	Expenditures	26-27	27-28	28-29	29-30	30-31	Total	Future
0	Total Project Cost	0	50,000	0	0	0	**50,000**	0
	Total	**0**	**50,000**	**0**	**0**	**0**	**50,000**	

Prior	Funding Sources	26-27	27-28	28-29	29-30	30-31	Total	Future
0	Sewer Fund	0	50,000	0	0	0	**50,000**	0
	Total	**0**	**50,000**	**0**	**0**	**0**	**50,000**	

Capital Improvement Plan

Soledad, CA

Project #	S26-12
Project Name	Sewer Master Plan

Total Project Cost	$50,000	Department	Wastewater
Type	Study	Category	Wastewater
Priority	3 Moderate	Phase	1st Year
Status	Active		

Description

This project includes performing a new master plan for the Sanitary Sewer Master Plan. As it stands, the 2019 Sanitary Sewer Master Plan includes projects for the anticipated build out of Miramonte and really doesn't address the condition and assessment of the existing sewer infrastructure. Additionally, this will also impact the Development Impact Fee Study list as described in Appendix C of the City of Soledad Impact Fee Study.

Life to Date Budget Utilization

$0 of $50,000 (0%)

Prior	Expenditures	26-27	27-28	28-29	29-30	30-31	Total	Future
0	Design	0	50,000	0	0	0	**50,000**	0
	Total	**0**	**50,000**	**0**	**0**	**0**	**50,000**	

Prior	Funding Sources	26-27	27-28	28-29	29-30	30-31	Total	Future
0	Sewer Fund	0	50,000	0	0	0	**50,000**	0
	Total	**0**	**50,000**	**0**	**0**	**0**	**50,000**	

Capital Improvement Plan

Soledad, CA

Project #	S26-13
Project Name	BNRs(Replacement Valve)

Total Project Cost	$100,000	Department	Wastewater
Type	Maintenance	Category	Wastewater
Priority	3 Moderate	Phase	2nd Year
Status	Active		

Description

Replacement of current frozen butterfly valves.

Life to Date Budget Utilization

$0 of $100,000 (0%)

Prior	Expenditures	26-27	27-28	28-29	29-30	30-31	Total	Future
0	Equipment	100,000	0	0	0	0	**100,000**	0
	Total	**100,000**	**0**	**0**	**0**	**0**	**100,000**	

Prior	Funding Sources	26-27	27-28	28-29	29-30	30-31	Total	Future
0	Sewer Fund	100,000	0	0	0	0	**100,000**	0
	Total	**100,000**	**0**	**0**	**0**	**0**	**100,000**	

Capital Improvement Plan

Soledad, CA

Project #	S26-14
Project Name	Fuzzy Filters

Total Project Cost	$75,000	Department	Wastewater
Type	Maintenance	Category	Wastewater
Priority	3 Moderate	Phase	1st Year
Status	Active		

Description

Extra valves for fuzzy filters for the WRF

Life to Date Budget Utilization

$0 of $75,000 (0%)

Prior	Expenditures	26-27	27-28	28-29	29-30	30-31	Total	Future
0	Total Project Cost	0	75,000	0	0	0	**75,000**	0
	Total	**0**	**75,000**	**0**	**0**	**0**	**75,000**	

Prior	Funding Sources	26-27	27-28	28-29	29-30	30-31	Total	Future
0	Sewer Fund	0	75,000	0	0	0	**75,000**	0
	Total	**0**	**75,000**	**0**	**0**	**0**	**75,000**	

Capital Improvement Plan

Soledad, CA

Project #	S26-15
Project Name	Manholes Rehabilitation

Total Project Cost	$150,000	Department	Wastewater
Type	Improvement	Category	Wastewater
Priority	2 High	Phase	2nd Year
Status	Active		

Description

This project includes the rehabilitation of manholes located throughout the City which have been identified to have issues. Rehabilitation may include but is not limited to the repair of cracked or sunken manhole covers, patching concete deterioration, and lining the manholes with a protective coating. Manholes beyond rehabilitation shall be replaced.

SSMP regulatory requirement.

Life to Date Budget Utilization

$0 of $150,000 (0%)

Prior	Expenditures	26-27	27-28	28-29	29-30	30-31	Total	Future
0	Construction	0	150,000	0	0	0	**150,000**	0
	Total	**0**	**150,000**	**0**	**0**	**0**	**150,000**	

Prior	Funding Sources	26-27	27-28	28-29	29-30	30-31	Total	Future
0	Sewer Fund	0	150,000	0	0	0	**150,000**	0
	Total	**0**	**150,000**	**0**	**0**	**0**	**150,000**	

Capital Improvement Plan

Soledad, CA

Project #	S26-16
Project Name	Transfer Pump

Total Project Cost	$100,000	Department	Wastewater
Type	Equipment	Category	Wastewater
Priority	3 Moderate	Phase	2nd Year
Status	Active		

Description

This project includes the purchase of an emergency transfer pump for septage ponds.

Life to Date Budget Utilization

$0 of $100,000 (0%)

Prior	Expenditures	26-27	27-28	28-29	29-30	30-31	Total	Future
0	Equipment	0	0	100,000	0	0	**100,000**	0
	Total	**0**	**0**	**100,000**	**0**	**0**	**100,000**	

Prior	Funding Sources	26-27	27-28	28-29	29-30	30-31	Total	Future
0	Sewer Fund	0	0	100,000	0	0	**100,000**	0
	Total	**0**	**0**	**100,000**	**0**	**0**	**100,000**	

Capital Improvement Plan

Soledad, CA

Project #	S26-17
Project Name	Arc Flash Study

Total Project Cost	$28,000	Department	Wastewater
Type	Study	Category	Wastewater
Priority	3 Moderate	Status	Active

Description

This project involves the study of all electrical facilities located at the wastewater plant and at the various wells around the city for arc flash safety compliance.

Life to Date Budget Utilization

$0 of $28,000 (0%)

Prior	Expenditures	26-27	27-28	28-29	29-30	30-31	Total	Future
0	Design	28,000	0	0	0	0	**28,000**	0
	Total	**28,000**	**0**	**0**	**0**	**0**	**28,000**	

Prior	Funding Sources	26-27	27-28	28-29	29-30	30-31	Total	Future
0	Sewer Fund	21,000	0	0	0	0	**21,000**	0
	Water Fund	7,000	0	0	0	0	**7,000**	
	Total	**28,000**	**0**	**0**	**0**	**0**	**28,000**	

Capital Improvement Plan

Soledad, CA

Project #	S26-18
Project Name	VAC Truck (Class C)

Total Project Cost	$100,000	Department	Wastewater
Type	Equipment	Category	Vehicles
Priority	3 Moderate	Phase	1st Year
Status	Active		

Description

This project includes the purchase of a smaller versions of the existing VAC Truck. This enables Staff with a standard Class "C" California License to operate and maneuver the Vac Truck compared to the larger version that requires a commercial license which a select few individuals have. In order to ensure we have the capability to use the function of the Vac Truck in the event that no Commercial License Staff are available.

Life to Date Budget Utilization

$0 of $100,000 (0%)

Prior	Expenditures	26-27	27-28	28-29	29-30	30-31	Total	Future
0	Equipment	100,000	0	0	0	0	**100,000**	0
	Total	**100,000**	**0**	**0**	**0**	**0**	**100,000**	

Prior	Funding Sources	26-27	27-28	28-29	29-30	30-31	Total	Future
0	Sewer Fund	100,000	0	0	0	0	**100,000**	0
	Total	**100,000**	**0**	**0**	**0**	**0**	**100,000**	

Capital Improvement Plan

Soledad, CA

Project #	S27-01
Project Name	High Flow on 3rd

Total Project Cost	$1,455,090	Department	Wastewater
Type	Improvement	Category	Wastewater
Priority	4 Low	Phase	1st Year
Status	Active		

Description

This project includes the change of connection point at the intersection of 3rd Street and Monterey Street from the 8-inch sewer main found on Monterey Street to the 12-inch sewer main. Requires the change in sewer main connection to help alleviate the issues recorded in the current configuration.

Life to Date Budget Utilization

$0 of $1,455,090 (0%)

Prior	Expenditures	26-27	27-28	28-29	29-30	30-31	Total	Future
0	Construction	0	0	0	0	1,018,350	**1,018,350**	0
	Design	0	0	0	290,960	0	**290,960**	
	Construction Management	0	0	0	0	145,780	**145,780**	
	Total	**0**	**0**	**0**	**290,960**	**1,164,130**	**1,455,090**	

Prior	Funding Sources	26-27	27-28	28-29	29-30	30-31	Total	Future
0	Sewer Fund	0	0	0	290,960	1,164,130	**1,455,090**	0
	Total	**0**	**0**	**0**	**290,960**	**1,164,130**	**1,455,090**	

Capital Improvement Plan

Soledad, CA

Project #	S27-02
Project Name	Headworks Improvements

Total Project Cost	$6,500,000	Department	Wastewater
Type	Improvement	Category	Wastewater
Priority	2 High	Phase	1st Year
Status	Active		

Description

Upgrade the headworks to address deficiencies related to condition reliability/redundancy, performance, and operations and maintenance challenges.

Life to Date Budget Utilization

$0 of $6,500,000 (0%)

Prior	Expenditures	26-27	27-28	28-29	29-30	30-31	Total	Future
0	Construction	0	0	6,500,000	0	0	**6,500,000**	0
	Total	**0**	**0**	**6,500,000**	**0**	**0**	**6,500,000**	

Prior	Funding Sources	26-27	27-28	28-29	29-30	30-31	Total	Future
0	Sewer Fund	0	0	6,500,000	0	0	**6,500,000**	0
	Total	**0**	**0**	**6,500,000**	**0**	**0**	**6,500,000**	

Capital Improvement Plan

Soledad, CA

Project #	S27-03
Project Name	Effluent Disposal and Capacity Study

Total Project Cost	$300,000	Department	Wastewater
Type	Study	Category	Wastewater
Priority	3 Moderate	Phase	1st Year
Status	Active		

Description

Address effluent disposal capacity limitations by permitting and constructing a wet weather river discharge outfall system.

Life to Date Budget Utilization

$0 of $300,000 (0%)

Prior	Expenditures	26-27	27-28	28-29	29-30	30-31	Total	Future
0	Construction	0	300,000	0	0	0	**300,000**	0
	Total	**0**	**300,000**	**0**	**0**	**0**	**300,000**	

Prior	Funding Sources	26-27	27-28	28-29	29-30	30-31	Total	Future
0	Sewer Fund	0	300,000	0	0	0	**300,000**	0
	Total	**0**	**300,000**	**0**	**0**	**0**	**300,000**	

Capital Improvement Plan

Soledad, CA

Project #	S28-01
Project Name	Overflow Storage Basin

Total Project Cost	$15,200,000	Department	Wastewater
Type	Improvement	Category	Wastewater
Priority	2 High	Phase	1st Year
Status	Active		

Description

Upgrade the existing overflow storage basin to an engineered, lined basin allowing for storage of emergency overflow or off-spec water without regulatory violation

Life to Date Budget Utilization

$0 of $15,200,000 (0%)

Prior	Expenditures	26-27	27-28	28-29	29-30	30-31	Total	Future
0	-	-	-	-	-	-		15,200,000

Prior	Funding Sources	26-27	27-28	28-29	29-30	30-31	Total	Future
0	Sewer Fund	0	0	3,600,000	4,000,000	3,600,000	**11,200,000**	4,000,000
	Total	**0**	**0**	**3,600,000**	**4,000,000**	**3,600,000**	**11,200,000**	

Capital Improvement Plan

Soledad, CA

Project #	S28-02
Project Name	Secondary Process Improvements

Total Project Cost	$13,600,000	Department	Wastewater
Type	Improvement	Category	Wastewater
Priority	2 High	Phase	1st Year
Status	Active		

Description

Upgrade the secondary process facilities to address deficiencies related to condition, failures, obsolescence, energy inefficiency, reliability/redundanc, performance and operations and maintenance challenges

Life to Date Budget Utilization

$0 of $13,600,000 (0%)

Prior	Expenditures	26-27	27-28	28-29	29-30	30-31	Total	Future
0	-	-	-	-	-	-		13,600,000

Prior	Funding Sources	26-27	27-28	28-29	29-30	30-31	Total	Future
0	Sewer Fund	0	0	4,600,000	500,000	3,000,000	**8,100,000**	5,500,000
	Total	**0**	**0**	**4,600,000**	**500,000**	**3,000,000**	**8,100,000**	

Capital Improvement Plan

Soledad, CA

Project #	S28-03
Project Name	Solids Handling and Dewatering Facility Upgrades

Total Project Cost	$18,400,000	Department	Wastewater
Type	Improvement	Category	Wastewater
Priority	2 High	Phase	1st Year
Status	Active		

Description

Upgrade the solids handling and dewatering facilities to address deficiencies related to condition, reliability/redundancy,safety, performance, and operations and maintenance challenges

Life to Date Budget Utilization

$0 of $18,400,000 (0%)

Prior	Expenditures	26-27	27-28	28-29	29-30	30-31	Total	Future
0	-	-	-	-	-	-		18,400,000

Prior	Funding Sources	26-27	27-28	28-29	29-30	30-31	Total	Future
0	Sewer Fund	0	0	0	4,600,000	4,600,000	**9,200,000**	9,200,000
	Total	**0**	**0**	**0**	**4,600,000**	**4,600,000**	**9,200,000**	

Capital Improvement Plan

Soledad, CA

Project #	S30-01
Project Name	Tertiary Upgrades

Total Project Cost	$1,000,000	Department	Wastewater
Type	Maintenance	Category	Wastewater
Priority	3 Moderate	Phase	1st Year
Status	Active		

Description

Upgrade components of the tertiary and UV disinfection facilities to address condition and obsolescence deficiencies, along with operations and maintenance challenges.

Life to Date Budget Utilization

$0 of $1,000,000 (0%)

Prior	Expenditures	26-27	27-28	28-29	29-30	30-31	Total	Future
0	Construction	0	0	0	0	1,000,000	**1,000,000**	0
	Total	**0**	**0**	**0**	**0**	**1,000,000**	**1,000,000**	

Prior	Funding Sources	26-27	27-28	28-29	29-30	30-31	Total	Future
0	Sewer Fund	0	0	0	0	1,000,000	**1,000,000**	0
	Total	**0**	**0**	**0**	**0**	**1,000,000**	**1,000,000**	

Capital Improvement Plan

Soledad, CA

Project #	W25-01
Project Name	Well Rehabilitation

Total Project Cost	$1,050,000	Department	Water
Type	Maintenance	Category	Water Treatment
Priority	2 High	Phase	2nd Year
Status	Active		

Description

This project includes the rehabilitation of all city-owned wells throughout the City. Well Rehabilitation consists of scrubbing the well casings periodically every 2-3 years. Well Rehabilitation also includes the maintenance and repair of all pumps and motors, this also includes any booster pumps at the tanks as well as maintenance for well filters)

Life to Date Budget Utilization

$70,000 of $820,000 (9%)

Prior	Expenditures	26-27	27-28	28-29	29-30	30-31	Total	Future
300,000	Construction	150,000	150,000	150,000	150,000	150,000	**750,000**	0
	Total	**150,000**	**150,000**	**150,000**	**150,000**	**150,000**	**750,000**	

Prior	Funding Sources	26-27	27-28	28-29	29-30	30-31	Total	Future
70,000	Water Fund	150,000	150,000	150,000	150,000	150,000	**750,000**	0
	Total	**150,000**	**150,000**	**150,000**	**150,000**	**150,000**	**750,000**	

Capital Improvement Plan

Soledad, CA

Project #	W25-02
Project Name	Tank Rehabilitation

Total Project Cost	$486,000	Department	Water
Type	Maintenance	Category	Water Distribution
Priority	3 Moderate	Status	Active

Description

This project includes the rehabilitation of the existing water tanks as part of the distribution system. As part of this project, inspection, cleaning, and an overall assessment of the interior and exterior of the tanks are performed. Items of interest are the mesh screens, floats, ladders and hatches, cathodic protection, and the condition of the paint on the tanks. This will reoccur periodically every 2 years.

Life to Date Budget Utilization

$356,000 of $742,000 (48%)

Prior	Expenditures	26-27	27-28	28-29	29-30	30-31	Total	Future
130,000	Construction	356,000	0	0	0	0	**356,000**	0
	Total	**356,000**	**0**	**0**	**0**	**0**	**356,000**	

Prior	Funding Sources	26-27	27-28	28-29	29-30	30-31	Total	Future
386,000	Water Fund	356,000	0	0	0	0	**356,000**	0
	Total	**356,000**	**0**	**0**	**0**	**0**	**356,000**	

Capital Improvement Plan

Soledad, CA

Project #	W25-03
Project Name	Meter Replacement

Total Project Cost	$2,805,060	Department	Water
Type	Improvement	Category	Water Distribution
Priority	3 Moderate	Phase	2nd Year
Status	Active		

Description

Replace old meter that no longer provided accurate usage data. New meters to be installed will be SMART meters. This City applied for the WEEG Grant Funding to cover 50% of 2.2 Million.

Life to Date Budget Utilization

$0 of $2,805,060 (0%)

Prior	Expenditures	26-27	27-28	28-29	29-30	30-31	Total	Future
0	Total Project Cost	935,020	935,020	935,020	0	0	**2,805,060**	0
	Total	**935,020**	**935,020**	**935,020**	**0**	**0**	**2,805,060**	

Prior	Funding Sources	26-27	27-28	28-29	29-30	30-31	Total	Future
0	Water Fund	467,510	467,510	467,510	0	0	**1,402,530**	0
	WEEG Grant Funding	467,510	467,510	467,510	0	0	**1,402,530**	
	Total	**935,020**	**935,020**	**935,020**	**0**	**0**	**2,805,060**	

Capital Improvement Plan

Soledad, CA

Project #	W26-01
Project Name	Dump Truck

Total Project Cost	$70,000	Department	Water
Type	Equipment	Category	Vehicles
Priority	3 Moderate	Phase	1st Year
Status	Active		

Description

This project includes the purchase of a dump truck with the capacity of a 2-3 cubic yards. A smaller dump truck enables staff the ability to haul debris, materials, etc.. around compared to a standard light duty pick up truck.

Life to Date Budget Utilization

$0 of $70,000 (0%)

Prior	Expenditures	26-27	27-28	28-29	29-30	30-31	Total	Future
0	Equipment	0	0	70,000	0	0	**70,000**	0
	Total	**0**	**0**	**70,000**	**0**	**0**	**70,000**	

Prior	Funding Sources	26-27	27-28	28-29	29-30	30-31	Total	Future
0	Water Fund	0	0	70,000	0	0	**70,000**	0
	Total	**0**	**0**	**70,000**	**0**	**0**	**70,000**	

Capital Improvement Plan

Soledad, CA

Project #	W26-02
Project Name	Water Master Plan

Total Project Cost	$40,000	Department	Water
Type	Study	Category	Water Distribution
Priority	2 High	Phase	1st Year
Status	Active		

Description

This project includes performing a new master plan for the Water Master Plan. As it stands, the 2019 Water Master Plan includes projects that need to be verified through flow & pressure test to determine flow and pressure issues. Additionally, this will also impact the Development Impact Fee Study that also provides a list of projects that are needed as described in Appendix C.

Life to Date Budget Utilization

$0 of $40,000 (0%)

Prior	Expenditures	26-27	27-28	28-29	29-30	30-31	Total	Future
0	Design	0	40,000	0	0	0	**40,000**	0
	Total	**0**	**40,000**	**0**	**0**	**0**	**40,000**	

Prior	Funding Sources	26-27	27-28	28-29	29-30	30-31	Total	Future
0	Water Fund	0	40,000	0	0	0	**40,000**	0
	Total	**0**	**40,000**	**0**	**0**	**0**	**40,000**	

Capital Improvement Plan

Soledad, CA

Project #	W26=02
Project Name	Well Upgrades

Total Project Cost	$480,000	Department	Water
Type	Improvement	Category	Water Treatment
Priority	2 High	Phase	1st Year
Status	Active		

Description

This project incluse the replacement of various components at Wells 6,7,9 and 11 such as the switchboards and power service and MCC and soft starters, adding well enclosure, performing well step testing and studying the existing pumps as well as miscellaneous site work. Wells to start with are wells 9 and 10 followed by 11.

Life to Date Budget Utilization

$0 of $480,000 (0%)

Prior	Expenditures	26-27	27-28	28-29	29-30	30-31	Total	Future
0	Construction	80,000	100,000	100,000	100,000	100,000	**480,000**	0
	Total	**80,000**	**100,000**	**100,000**	**100,000**	**100,000**	**480,000**	

Prior	Funding Sources	26-27	27-28	28-29	29-30	30-31	Total	Future
0	Water Fund	80,000	100,000	100,000	100,000	100,000	**480,000**	0
	Total	**80,000**	**100,000**	**100,000**	**100,000**	**100,000**	**480,000**	

Capital Improvement Plan

Soledad, CA

Project #	W26-03
Project Name	Fire Hydrant Replacement

Total Project Cost	$124,338	Department	Water
Type	Improvement	Category	Water Distribution
Priority	3 Moderate	Phase	1st Year
Status	Active		

Description

This project includes the maintenance of fire hydrants located throughout the city from dry to wet barrel. Dry barrels are getting too old and need to be replaced. Estimate replacement of 6-8 hydrants per year.

Life to Date Budget Utilization

$0 of $124,338 (0%)

Prior	Expenditures	26-27	27-28	28-29	29-30	30-31	Total	Future
0	Construction	20,723	20,723	20,723	20,723	20,723	**103,615**	20,723
	Total	**20,723**	**20,723**	**20,723**	**20,723**	**20,723**	**103,615**	

Prior	Funding Sources	26-27	27-28	28-29	29-30	30-31	Total	Future
0	Water Fund	20,723	20,723	20,723	20,723	20,723	**103,615**	20,723
	Total	**20,723**	**20,723**	**20,723**	**20,723**	**20,723**	**103,615**	

Capital Improvement Plan

Soledad, CA

Project #	W26-04
Project Name	Meter Testing Station

Total Project Cost	$10,000	Department	Water
Type	Improvement	Category	Water Distribution
Priority	4 Low	Phase	1st Year
Status	Active		

Description

This project includes the equipment needed to test meters in house as opposed to having it sent out to be performed. Additionally, this would also include a container unit in which the equipment will be operated out of.

Life to Date Budget Utilization

$0 of $10,000 (0%)

Prior	Expenditures	26-27	27-28	28-29	29-30	30-31	Total	Future
0	Construction	0	0	10,000	0	0	**10,000**	0
	Total	**0**	**0**	**10,000**	**0**	**0**	**10,000**	

Prior	Funding Sources	26-27	27-28	28-29	29-30	30-31	Total	Future
0	Water Fund	0	0	10,000	0	0	**10,000**	0
	Total	**0**	**0**	**10,000**	**0**	**0**	**10,000**	

Capital Improvement Plan

Soledad, CA

Project #	W26-05
Project Name	Valve Replacement

Total Project Cost	$130,000	Department	Water
Type	Improvement	Category	Water Distribution
Priority	3 Moderate	Phase	1st Year
Status	Active		

Description

This project includes the replacement of old valves in throughout the City, especially in the older sections of the City. Valves are crucial in isolating the Water Main to better perform repairs or replacements and to ensure that only a segment is without water as opposed to the whole area.

Life to Date Budget Utilization

$0 of $130,000 (0%)

Prior	Expenditures	26-27	27-28	28-29	29-30	30-31	Total	Future
0	Construction	50,000	40,000	40,000	0	0	**130,000**	0
	Total	**50,000**	**40,000**	**40,000**	**0**	**0**	**130,000**	

Prior	Funding Sources	26-27	27-28	28-29	29-30	30-31	Total	Future
0	Water Fund	50,000	40,000	40,000	0	0	**130,000**	0
	Total	**50,000**	**40,000**	**40,000**	**0**	**0**	**130,000**	

Capital Improvement Plan

Soledad, CA

Project #	W26-11
Project Name	Full Size Backhoe

Total Project Cost	$120,000	Department	Water
Type	Equipment	Priority	3 Moderate
Status	Active		

Description

This project calls for the purchase of a new backhoe for the PW water department, the current backhoe is a smaller unit which is not designed to be used in the heavy excavation of asphalt, concrete and dirt. The new backhoe will be a much larger one which will provide the public works department a much greater capability to perform their routine maintenance and repairs.

Life to Date Budget Utilization

$0 of $120,000 (0%)

Prior	Expenditures	26-27	27-28	28-29	29-30	30-31	Total	Future
0	Equipment	0	0	120,000	0	0	**120,000**	0
	Total	**0**	**0**	**120,000**	**0**	**0**	**120,000**	

Prior	Funding Sources	26-27	27-28	28-29	29-30	30-31	Total	Future
0	Water Fund	0	0	120,000	0	0	**120,000**	0
	Total	**0**	**0**	**120,000**	**0**	**0**	**120,000**	

Capital Improvement Plan

Soledad, CA

Project #	W27-02
Project Name	Flow & Pressure Testing

Total Project Cost	$120,000	Department	Water
Type	Study	Category	Water Distribution
Priority	3 Moderate	Status	Active

Description

This project includes data capturing in the form of flow and pressure testing to determine and confirm the projects outlined in the 2019 Water Master Plan.

Life to Date Budget Utilization

$0 of $120,000 (0%)

Prior	Expenditures	26-27	27-28	28-29	29-30	30-31	Total	Future
0	Design	0	0	120,000	0	0	**120,000**	0
	Total	**0**	**0**	**120,000**	**0**	**0**	**120,000**	

Prior	Funding Sources	26-27	27-28	28-29	29-30	30-31	Total	Future
0	Water Fund	0	0	120,000	0	0	**120,000**	0
	Total	**0**	**0**	**120,000**	**0**	**0**	**120,000**	

Capital Improvement Plan

Soledad, CA

Project #	W27-03
Project Name	La Cuesta Storage Facility/Office

Total Project Cost	$35,000	Department	Water
Type	Improvement	Category	Water Distribution
Priority	2 High	Phase	1st Year
Status	Active		

Description

This project includes erecting or purchasing a storage facility

Life to Date Budget Utilization

$0 of $35,000 (0%)

Prior	Expenditures	26-27	27-28	28-29	29-30	30-31	Total	Future
0	Construction	0	0	0	35,000	0	**35,000**	0
	Total	**0**	**0**	**0**	**35,000**	**0**	**35,000**	

Prior	Funding Sources	26-27	27-28	28-29	29-30	30-31	Total	Future
0	Water Fund	0	0	0	35,000	0	**35,000**	0
	Total	**0**	**0**	**0**	**35,000**	**0**	**35,000**	

Capital Improvement Plan

Soledad, CA

Project #	W27-06
Project Name	Water Filling Station

Total Project Cost	$120,000	Department	Water
Type	Improvement	Category	Water Distribution
Priority	3 Moderate	Phase	1st Year
Status	Active		

Description

Ag water sales through dedicated fill stations instead of blocking streets and fire hydrants,

Life to Date Budget Utilization

$0 of $120,000 (0%)

Prior	Expenditures	26-27	27-28	28-29	29-30	30-31	Total	Future
0	Construction	0	120,000	0	0	0	**120,000**	0
	Total	**0**	**120,000**	**0**	**0**	**0**	**120,000**	

Prior	Funding Sources	26-27	27-28	28-29	29-30	30-31	Total	Future
0	Water Fund	0	120,000	0	0	0	**120,000**	0
	Total	**0**	**120,000**	**0**	**0**	**0**	**120,000**	

Capital Improvement Plan

Soledad, CA

Project #	W27-09
Project Name	Vosti Raised Water Tower

Total Project Cost	$300,000	Department	Water
Type	Equipment	Category	Water Distribution
Priority	3 Moderate	Status	Active

Description

Project includes the removal of the existing raised water tower located near Vosti

Life to Date Budget Utilization

$0 of $300,000 (0%)

Prior	Expenditures	26-27	27-28	28-29	29-30	30-31	Total	Future
0	Construction	0	0	0	300,000	0	**300,000**	0
	Total	**0**	**0**	**0**	**300,000**	**0**	**300,000**	

Prior	Funding Sources	26-27	27-28	28-29	29-30	30-31	Total	Future
0	Water Fund	0	0	0	300,000	0	**300,000**	0
	Total	**0**	**0**	**0**	**300,000**	**0**	**300,000**	

Capital Improvement Plan

Soledad, CA

Project #	W27-10
Project Name	Water Distribution Generators

Total Project Cost	$1,920,000	Department	Water
Type	Equipment	Category	Water Distribution
Priority	3 Moderate	Phase	1st Year
Status	Active		

Description

This project includes replacing the generators at Wells 6,7,9,10 and the La Cuesta Tanks.

Life to Date Budget Utilization

$0 of $1,920,000 (0%)

Prior	Expenditures	26-27	27-28	28-29	29-30	30-31	Total	Future
0	Construction Management	0	0	160,000	0	0	**160,000**	1,600,000
	Design	0	0	160,000	0	0	**160,000**	
	Total	**0**	**0**	**320,000**	**0**	**0**	**320,000**	

Prior	Funding Sources	26-27	27-28	28-29	29-30	30-31	Total	Future
0	-	-	-	-	-	-	-	1,920,000

Capital Improvement Plan

Soledad, CA

Project #	W28-01
Project Name	Pressure Reducing Valves

Total Project Cost	$42,000	Department	Water
Type	Maintenance	Category	Water Distribution
Priority	2 High	Status	Active

Description

Adding pressure reducing valves to Orchard Lane and San Vicente

Life to Date Budget Utilization

$0 of $42,000 (0%)

Prior	Expenditures	26-27	27-28	28-29	29-30	30-31	Total	Future
0	Construction	0	0	42,000	0	0	**42,000**	0
	Total	**0**	**0**	**42,000**	**0**	**0**	**42,000**	

Prior	Funding Sources	26-27	27-28	28-29	29-30	30-31	Total	Future
0	Water Fund	0	0	42,000	0	0	**42,000**	0
	Total	**0**	**0**	**42,000**	**0**	**0**	**42,000**	