SOUTH GATE CITY COUNCIL
REGULAR MEETING AGENDA

Tuesday, March 10, 2026 at 6:30 p.m.

SOUTH GATE COUNCIL CHAMBERS
8650 CALIFORNIA AVE
SOUTH GATE, CA 90280

VIEW MEETING LIVE ONLINE AT:
HTTPS://WWW.YOUTUBE.COM/@SOUTHGATECA90280

City Officials

MAYOR, Joshua Barron	**CITY CLERK,** Yodit Glaze
VICE MAYOR, Al Rios	**CITY TREASURER,** Jose De La Paz
COUNCIL MEMBER, Maria del Pilar Avalos	**CITY MANAGER,** Rob Houston
COUNCIL MEMBER, Maria Davila	**CITY ATTORNEY,** Raúl F. Salinas
COUNCIL MEMBER, Gil Hurtado	

If you would like to participate in this meeting, you can participate via the following options:

1. VIEW THE MEETING LIVE ONLINE AT: South Gate, CA - YouTube
Please allow up to 24 hours after the meeting for the archive to be available.
2. PARTICIPATE BEFORE THE MEETING by emailing the City Clerk at: yglaze@sogate.org no later than 4:00 p.m. on the day of the meeting. Please write "Public Comment" in the subject line.
3. ATTEND THE MEETING IN PERSON
***The disruption in service of any alternative method does not prelude the City Council or other legislative**
body from taking further action and moving forward on the agenda.

Meeting Schedule

The regular meetings of the City Council are held on the second and fourth Tuesday of each month,

closed session business will usually commence at 5:30 p.m., when scheduled, and general business session will commence at 6:30 p.m.

Brown Act

Agendas are drafted to accurately state what the legislative body is being asked to consider. The legislative body can take action on "all items" listed on the agenda and be in compliance with the open meeting laws. Under the Brown Act, no action may be taken on a matter unless it is listed on the agenda, or unless certain emergency or special circumstances exist. The governing body may direct staff to investigate and/or schedule certain matters for consideration at a future meeting.

City's Vision Statement

We envision a thriving, safe and inclusive community where everyone has the opportunity to access exceptional services, education and support to be resilient and live full, vibrant lives.

Public Communications

Public Comments on agenda items are limited to three (3) minutes. All comments are to be addressed directly to the Agency Members not to the members of the public.

Emails for public comment received prior to 4:00 pm on the day of the Council Meeting will be summarized by the City Clerk, not read in its entirety. A copy of the email will be provided to the City Council and will also be available at the City Clerk's Office for public review. A copy of each email will be recorded for public record and noted on the official minutes of tonight's meeting.

Call to Order/Roll Call With Invocation & Pledge

CALL TO ORDER: Joshua Barron, Mayor

INVOCATION: Tina De La Rosa, Acting Director of Parks & Recreation

PLEDGE OF ALLEGIANCE: Yodit Glaze, City Clerk

ROLL CALL: Yodit Glaze, City Clerk

Presentation

1. Mid-Year Budget Report and Adjustments for Fiscal Year 2025-26

The City Council will consider: (AS)

a. Receive the Fiscal Year 2025-26 Mid-Year Budget Report and Adjustments;

b. Approve of Fiscal Year 2025-26 Mid-Year Adjustments; and

c. Adopt a Resolution of the City Council of the City of South Gate Approving Fiscal Year 2025-26 Mid-Year Budget Amendments and Adjustments.

Documents:

Item 1 Report 03102026.pdf

Public Hearings

2. Continued-Substantial Amendments to FY 2023-2024, 2024-2025 & 2025-2026 Annual Action Plans

Following the conclusion of the Public Hearing, the City Council will consider: (CD)

a. Adopting a Resolution approving Substantial Amendment No. 2 to the Fiscal Year 2023-2024 Annual Action Plan; Substantial Amendment No. 2 to the Fiscal Year 2024-2025 Annual Action Plan; and Substantial Amendment No. 1 to Fiscal Year 2025-2026 Annual Action Plan Reprogramming Community Development Block Grant (CDBG);

b. Authorize the City Manager or the Community Development Director to initiate appropriate action necessary to implement projects and programs as noted in the FY 2025-2026 Annual Action Plan.

c. Reallocate $749,254 in Community Development Block Grant (CDBG) funds and $340,000 in HOME Investment Partnerships Program (HOME) funds from current activity allocations to the proposed budget amendments within each respective fund.

Documents:

Item 2 Report 03102026.pdf

3. Continued-General Plan Amendment No. 25-01, Zone Change No. 25-01, 8915 Vossler Avenue

Following the conclusion of the Public Hearing, the City Council will consider: (CD)

a. A finding that in accordance with CEQA, this project qualifies for a categorical exemption under CEQA Guidelines Section 15303 (Class 3), “New Construction or Conversion of Small Structures,” and is thereby exempt from CEQA in that the subject property will continue to be used as a parking lot for a new drive-through restaurant.

b. Adopting Resolution No. 2026-__, included as Attachment 1, approving GPA No. 25-01 for a property at 8915 Vossler Avenue.

c. Adopting Ordinance No. 2026-__, included as Attachment 2, approving ZC No. 25-01 for a property at 8915 Vossler Avenue.

Documents:

Item 3 Report 03102026.pdf

Comments From The Audience - Non-Agenda Items

During this time, members of the public may address the City Council regarding any items not

listed on the agenda and within the subject matter jurisdiction of the City Council and not on this agenda. Comments from the audience will be limited to three (3) minutes per speaker; unless authorized by the Mayor, the time limit may not be extended by utilizing another member's time. There will be no debate or action on items not listed on the agenda unless authorized by law. The collective initial period of time for comments from the audience shall be limited to 45 minutes. Any speaker that did not get a chance to speak during this segment due to the 45-minute limitations will be able to speak at the end of the meeting prior to adjournment.

Note: The City Council desires to provide all members of the public with the opportunity to address the Council. Nevertheless, obscene language, comments intended to disrupt/interfere, other actions which disrupt the progress of the meeting or slanderous comments will not be tolerated and may result in ejection and/or may constitute a violation of South Gate Municipal Code Section1.04.110.

Reports And Comments From City Officials

During this time, members of the City Council will report on matters pertaining to their service on various intergovernmental boards and commissions as a representative of the City pursuant to Assembly Bill 1234. City Council Members will also have an opportunity to comment on matters not on the agenda.

Consent Calendar Items

Agenda Items **4, 5, 6, 7, 8, and 9** are Consent Calendar Items. All items including Ordinances, Resolutions and Contracts, may be approved by adoption of the Consent Calendar, individually and collectively by one (1) motion. There will be no separate discussion of these items unless Members of the City Council, the public, or staff request that specific items be removed from the Consent Calendar for separate discussion and action. Members of the public are permitted to speak on any item listed but their time period is limited to three (3) minutes in total.

Any motion to introduce or adopt an Ordinance on the Consent Calendar shall be: (1) a motion to waive the reading of the Ordinance and introduce the Ordinance or (2) a motion to waive the reading of the Ordinance and adopt the Ordinance, as appropriate.

4. Approve a Resolution to Reclassify the Full-Time Executive Assistant Position in the Public Works Department to a Full-Time Public Works Special Projects Coordinator Position

The City Council will consider: (HR)

a. Adopting a Resolution to approve the reclassification of the full-time Executive Assistant position in the Public Works Department to a full-time Public Works Special Projects Coordinator position.

Documents:

Item 4 Report 03102026.pdf

5. Approve Contract Change Order No. 001 to Original Purchase Order No. 0009488 with Fast Deer Bus Charter, Inc.

The City Council will consider: (PARKS)

a. Approving a change order in the amount of $35,542.00 to increase the overall original purchase order issued to Fast Deer Charter Inc., to the amount of $84,542 (P.O. No. 0009488) to provide transportation for Parks and Recreation trips for the remainder of the current fiscal year 2025/26; and

b. Authorizing the Interim Director of Parks and Recreation to execute any additional documents needed.

Documents:

Item 5 Report 03102026.pdf

6. Approve Professional Services Agreement with Meeder Public Funds, Inc. for Discretionary Investment Management Services

The City Council will consider: (AS)

a. Approve a Professional Services Agreement with Meeder Public Funds, Inc. for discretionary investment management services for an initial term of three (3) years, with up to two (2) one-year renewal options at the City's sole discretion, for a total term not to exceed five (5) years; and

b. Authorize the Mayor to execute the Agreement in a form approved as to form by the City Attorney.

Documents:

Item 6 Report 03102026.pdf

7. Approve Purchase of City Fleet Vehicles – Six (6) Electric Chevrolet Silverado Trucks (Public Works) and Two (2) Police Detective Vehicles (Police Department)

The City Council will consider: (PW)

a. Authorizing the purchase of six (6) 2026 Chevrolet Silverado electric trucks, or a comparable electric truck if unavailable, from National Auto Fleet Group through the Sourcewell Cooperative Purchasing Program, to replace Public Works Department's trucks, in an amount not to exceed $379,356 ($63,226 per truck); and

b. Approving the purchase of two (2) detective vehicles for the Police Department in a total amount not to exceed $98,000;

c. Authorizing the City Manager, or his designee, to execute all documents necessary to complete the purchases in a form acceptable to the City Attorney.

Documents:

Item 7 Report 03102026.pdf

8. Approve Memorandum of Understanding (MOU) between Gateway Cities Council of Governments and the City of South Gate for Technical Assistance under the Strategic Growth Council Regional Climate Collaboratives Program

The City Council will consider: (CD)

a. Approve the Memorandum of Understanding ("MOU") between the Gateway Cities Council of Governments and the City of South Gate for technical services under the Strategic Growth Council Regional Climate Collaborative Program.

Documents:

Item 8 Report 03102026.pdf

9. Receive & File the 2024-25 Annual ACFR Financial Report

The City Council will consider: (AS)

a. Receiving and filing the City of South Gate's Annual Comprehensive Financial Report (ACFR) for the Fiscal Year Ended June 30, 2025.

Documents:

Item 9 Report 03102026.pdf

Reports, Recommendations And Requests

10. Warrant Register for March 10, 2026

The City Council will consider: (ADMIN SVCS)

a. Approving the Warrant Register for March 10, 2026.

Total of Checks:	$4,378,794.41
Less: Voids	$(7,811.89)
Less: Employee Payroll Deductions	$(411,575.27)
Grand Total:	$3,959,407.25

Cancellations: 113470, 113454, 113200, and 113074

Documents:

Item 10 Report 03102026.pdf

Adjournment

I, Yodit Glaze, City Clerk, certify that a true and correct copy of the foregoing Meeting Agenda was posted on March 5, 2026, at 6:35 p.m., as required by law.

Yodit Glaze
City Clerk

GENERAL NOTICE TO THE PUBLIC

The City Council adopted new rules relating to the conduct of the public meetings, proceedings, and business in the City of South Gate on July 12, 2022, (Resolution 2022-38-CC) and go into effect on August 1, 2022. Resolution #2022-38-CC is available at the City Clerk's Office.

MEETING SCHEDULE

Regular meetings of the City Council are held on the second and fourth Tuesday of each month, closed session meetings will commence at 5:30 p.m. unless posted otherwise on its agenda. The regular City Council meetings will commence at 6:30 p.m. Agendas are available at the following locations: City Clerk Office, Public Notice Boards at City Hall, and on the City's web page at https://www.cityofsouthgate.org

The Public can sign up to receive automatic notices of postings of agendas for the City Council or any other Commission or Board of the City of South Gate. Visit the City webpage and click on the Agenda & Minutes icon. That will take you the page where an individual can enter their email in the "Email Updates" box to register.

PUBLIC COMMENT/PARTICIPATION

Any person may request to address a legislative body during a public meeting. The Presiding Officer will call upon those present in the Council Chambers.

Speakers are limited to three (3) minutes on any item listed on the agenda, including public hearings. Under Comments from the Audience portion, speakers are also limited to a single three (3) minutes time limit. Comments from the Audience is initially limited to 45 minutes at each meeting. Any speaker still wishing to speak, that did not speak, will have an addition Comments from the Audience opportunity after the last business item is finished. The Presiding Officer may extend the time limit as long as there is no objection from the City Council as a body.

To ensure that the public is able to participate, the City provides the opportunity to submit their comments in person, email, mail. Methods of participation may be subject to change during other such times when a State of Emergency, Health Order or State Executive Order limits in-person participation.

CURFEW

In absence of a motion duly adopted by majority vote of the City Council, the Presiding Officer may adjourn the City Council meetings at 10:30 p.m. The Presiding Officer may ask the City Council if any agenda items listed should be continued or dealt with during the meeting. For those items to be continued, the City Council can direct the item be placed on the next City Council agenda or the current meeting may be adjourned to a time certain at which time the meeting shall be reconvened as an Adjourned Regular Meeting of the City Council and action upon the published agenda continued.

STAFF REPORTS

As a general rule, staff reports. or other written documentation are prepared/organized with respect to each item of business listed on the agenda. Meeting agendas and staff reports are available at least 72-hours prior to the scheduled regular City Council meeting and a minimum of 24-hours prior to a Special City Council meeting. There are times when the City Council receives written material. revised material after the posting of agendas, these materials are become a public record and will be available for public view within 72-hours after the meeting in which they were received. Those materials and any other public document can be inspected in the City Clerk's Office located at 8650 California Avenue, South Gate.

SERVICES TO FACILITATE ACCESS TO PUBLIC MEETINGS

In compliance with the American with Disabilities Act, if you need special assistance to participate in the City Council Meetings, please contact the Office of the City Clerk. Notification 48 hours prior to the City Council Meeting will enable the City to make reasonable arrangements to assure accessibility. For further information, please contact the Office of the City Clerk at (323) 563-9510 or via email at yglaze@sogate.org.

Office of the
South Gate City Clerk

MAR - 5 2026
FILED
1:29pm

Item No. 1

City of South Gate
CITY COUNCIL
AGENDA BILL

For the Regular Meeting of: **March 10, 2026**
Originating Department: **Administrative Services**

Department Director: Luis Frausto *Luis Frausto* ***City Manager:*** *Rob Houston*

SUBJECT: MID-YEAR BUDGET REPORT AND ADJUSTMENTS FOR FISCAL YEAR 2025-26

RECOMMENDED ACTIONS:

a. Receive the Fiscal Year 2025-26 Mid-Year Budget Report and Adjustments;
b. Approve of Fiscal Year 2025-26 Mid-Year Adjustments; and
c. Adopt a Resolution of the City Council of the City of South Gate Approving Fiscal Year 2025-26 Mid-Year Budget Amendments and Adjustments.

EXECUTIVE SUMMARY

This report updates the Mayor, City Council, and community on the City's financial performance for the first half of Fiscal Year 2025–26 (July through December 2025), presents recommended mid-year budget adjustments, and provides context for the FY 2026–27 budget development process.

The City closed FY 2024–25 with an unassigned General Fund balance of $9.4 million. That reserve is projected to be nearly fully consumed by the end of the current fiscal year, leaving an estimated balance of approximately $1.0 million. This drawdown reflects a structural imbalance between ongoing revenues ($71.9 million projected) and ongoing expenditures ($82.5 million projected), resulting in an operational deficit of approximately $10.6 million.

Cost pressures largely outside the City's control are the primary driver. Since FY 2019–20, pension obligations, employee health insurance, liability and workers' compensation insurance, and street lighting and landscaping costs have increased by a combined $10.7 million annually — an amount that exceeds the entire structural deficit. At the same time, revenues have underperformed, particularly sales tax, which has contracted approximately 11.9% over the past thirteen quarters due in part to the permanent closure of a major auto dealership. Federal ARPA funding that previously helped bridge this gap has been fully expended.

Through December 2025, the City collected $18.2 million in General Fund revenues (24.6% of budget) and spent $33.0 million (40.8% of budget), consistent with historical mid-year patterns. No new General Fund appropriations are requested. Proposed adjustments are limited to non-General Fund accounts, grant-funded programs, and reallocation of existing authority.

With reserves being used to balance the budget, the FY 2026–27 budget will require meaningful decisions about service levels and expenditures. All departments have received instructions to identify reductions, and a comprehensive plan will be presented to the City Council during the upcoming budget process.

Staff requests that the City Council receive and approve this Mid-Year Budget Report and adopt the associated resolution approving mid-year budget amendments. The complete report follows.

BACKGROUND

On July 22, 2025, the City Council adopted the Fiscal Year (FY) 2025-26 Operating and Capital Improvement Program (CIP) budgets. The FY 2025-26 Budget serves as the City's financial operating plan, establishing organizational goals, budget priorities, and service levels for the fiscal year, and identifying the resources necessary to deliver those services.

The adopted budget is based on a series of revenue and expenditure assumptions. As the year progresses, changes in economic conditions, grant awards, and operating needs necessitate periodic adjustments to appropriation. In many cases, these adjustments allow departments to spend newly awarded grant funds for which no appropriation currently exists, or to align multi-year grants and capital projects with final award amounts. In other cases, adjustments are required to reflect contractual obligations or operational changes that were not fully known at the time of budget adoption.

The FY 2025-26 Mid-Year Financial Review reports on the City's fiscal performance for the period of July through December 2025. The report primarily focuses on the General Fund, which supports core municipal services, including law enforcement, public works, and parks and recreation.

The City currently faces a structural budget deficit in which ongoing operating expenditures exceed ongoing revenues. Prior fiscal year budgets-maintained service levels by using one-time resources, including federal American Rescue Plan Act (ARPA) funding, interfund transfers, and planned use of fund balance. Those temporary resources are now largely exhausted and are no longer available to support ongoing operations. As a result, future budgets must increasingly rely on aligning recurring revenues with recurring expenditures. In the absence of new recurring revenue sources, the City will need to implement expenditure reductions to bring the General Fund into structural balance.

ANALYSIS:

<u>FY 2024-25 Year End</u>

At the end of each fiscal year, the Administrative Services Department begins its process of closing out the year. This process includes reconciling the budget and ensuring all capital improvement project carryovers are processed and reflected in the new fiscal year. In addition, to avoid potential budget inflation, at the end of each fiscal year, all purchase orders and encumbrances are closed out, except for multi-year capital projects.

Once the City's budget is adopted and committed in Eden, the City's financial system, the new fiscal year is open for activity. City departments can review financial activity in the general ledger, initiate purchase orders, and track revenues and expenditures.

FY 2024-25 General Fund Year-End Performance

The FY 2024-25 General Fund Budget included expenditures of $74.1 million, offset by $69.1 million in projected revenues. Based on the audited figures for FY 2024-25, the City ended the year with $70.9 million in expenditures, offset by $68.9 million in revenue and the use of $1,631,882 in net transfers from Reserves. The FY 2024-25 Ending Unassigned Fund Balance is $9.4 million. In the table below, revenue and expenditure figures include transfers in/out.

TABLE 1
FY 2025 GENERAL FUND YEAR-END PERFORMANCE

	FY 2025 Final Budget	FY 2025 Year-End (Audited)
Beginning Unassigned Fund Balance	$ 9,728,019	$ 9,728,019
Revenues	69,135,198	68,963,426
Expenditures	74,135,280	70,910,639
Operating Surplus (Deficit)	(5,000,082)	(1,947,213)
Transfer from Reserve	3,177,000	1,631,882
Ending Unassigned Fund Balance	**$ 7,904,937**	**$ 9,412,688**

FY 2025-26 Changes from Adopted Budget to Mid-Year Budget

When the FY 2025-26 budget was presented to City Council for consideration in July 2025, economists were discussing concerns about inflation, a 3.2% CPI increase, and Federal Reserve interest rate adjustments aimed at curbing it. The City of South Gate anticipated a moderate increase in property tax, offset by a reduction in sales tax. As the fiscal year has progressed, revenues have underperformed adopted budget projections in several key categories, most notably Sales Tax, reflecting both regional economic softness and the permanent loss of a major point-of-sale business. These developments reinforce the importance of continued monitoring of monthly receipts and disciplined expenditure management through the close of the fiscal year.

- General Sales Tax and Measure P General Purpose 1% Local Sales Tax are performing lower than anticipated.
- The American Rescue Plan Act of 2021 created the State and Local Fiscal Recovery Fund (SLFRF). The City received $34,556,473 in SLFRF Funds which have been programmed in annual city budgets beginning in FY 2021-22.

The FY 2025-26 budget included significant impacts due to anticipated rising costs in insurance premiums, annual increases to the City's Unfunded Accrued Liability (UAL) pension payments, the need to invest in aging capital infrastructure, and support of the Street Lighting and Landscaping Fund. The proposed mid-year review and adjustments include as-needed pool repairs at swim stadium and fireworks show in July 2026 marking the 250th birthday of the United States. Several revenue categories are projected to increase modestly, including Fines and Forfeitures,

Use of Money and Property, and Other Revenues, for a combined increase of $867,265. These small increases are offset by significant reductions in Sales Tax, Franchise Tax, Licenses and Permits, Intergovernmental and Fees and Charges. General Fund revenues are projected to decrease from $73,882,110 in the adopted budget to $71,858,928 after mid-year adjustments, a net reduction of $2,023,182 primarily driven by lower-than-anticipated sales tax collections. Expenditures are adjusted from $80,883,165 to $82,481,788 for a net change of ($1,598,623), including transfers to Successor Agency and the Insurance Fund, resulting in a $10.6 million operational deficit.

The Mid-Year Budget Report does not include any new budget appropriation requests for the General Fund. However, prior City Council-approved appropriations in the 1st quarter and 2nd quarter of the fiscal year resulted in a net budget appropriation increase of $143,381. All appropriation adjustments are one-time adjustments. The tables below reflect the FY 2025-26 General Fund Approved and Revised budgets.

TABLE 2
FY 2025-26 GENERAL FUND BUDGET

	FY 2026 Adopted Budget	FY 2026 Amended Budget
Beginning Unassigned Fund Balance	$7,904,937	$9,412,688
Revenues	$73,882,110	$71,858,928
Expenditures	$80,883,165	$82,481,788
Operating Surplus (Deficit)	**($7,001,055)**	**($10,622,860)**
GF Reserves to Fund Balance	$2,231,473	$2,231,473
Ending Unassigned Fund Balance	**$3,135,356**	**$1,021,301**

The one-time adjustments in expenditures for the year are for unexpected and unbudgeted expenses occurring this FY 2025-26, including increased costs for temporary consulting services due to vacancies, vehicle repairs, and appropriate grant funding for programs. Details of these adjustments are shown in Attachment 2. None of the proposed mid-year adjustments include new General Fund appropriations. All adjustments either occur in non-General Fund accounts, represent grant-funded appropriations, or reallocate existing budget authority.

FY 2025-26 Mid-Year Financial Report

The table below summarizes Citywide General Fund revenues and expenditures for the period July 1 through December 31, 2025, and compares them to the same period in FY 2024-25.

TABLE 3 GENERAL FUND REVENUES & EXPENDITURES JULY 2025 - DECEMBER 2025					
	FY 2025-26 Adopted Budget	FY 2025-26 July-Dec Actuals	FY 2024-25 July-Dec Actuals	Year Over Year Comparison $	FY 2025-26 YTD %
Revenues					
Property Taxes	$ 18,601,976	$ 1,439,872	$ 41,407	$ 1,398,465	7.74%
Sales Taxes	29,629,386	8,676,918	6,784,483	1,892,435	29.28%
Other Taxes	6,124,446	1,150,054	1,149,352	702	18.78%
License & Permits	1,695,095	540,210	689,547	(149,336)	31.87%
Fines & Forfeitures	1,490,264	380,043	528,362	(148,318)	25.50%
Use of Money & Property	2,470,585	1,330,972	2,135,705	(804,734)	53.87%
Intergovernmental	1,150,985	179,216	67,993	111,223	15.57%
Fees & Charges	4,008,637	1,702,385	1,620,431	81,954	42.47%
Other Revenues	5,772,178	2,779,873	2,950,819	(170,947)	48.16%
Transfers In	2,938,558	0	88,732	(88,732)	0.00%
Total Revenues	**$ 73,882,110**	**$ 18,179,542**	**$ 16,056,830**	**$ 2,122,713**	**24.61%**
Expenditures					
Wages & Benefits	$ 52,593,753	$ 21,915,469	$ 26,860,203	$ (4,944,734)	41.67%
Supplies & Services	23,172,969	10,694,030	9,758,185	935,846	46.15%
Capital Outlay	176,500	107,408	3,466	103,942	60.85%
Debt Service	2,214,340	85,294	228,395	(143,101)	3.85%
Transfers Out	2,725,605	180,000	31,818	148,182	6.60%
Total Expenditures	**$ 80,883,165**	**$32,982,202**	**$36,882,067**	**$ (3,899,865)**	**40.78%**

FY 2025-26 Mid-Year Revenue Performance

Total General Fund revenue as of mid-year FY 2025-26 is $18,179,542, which is approximately 24.6% of the Adopted General Fund revenues of $73.8 million, including Transfers In. Outlined below is a summary of the revenue performance for the City's major revenues:

Property Tax

Property Tax is the City's second-largest General Fund revenue source. The FY 2025-26 budget assumes property tax revenues of $18,601,976. Through December 2025, property tax receipts are $1,398,465 higher than the same period in FY 2024-25. Property tax revenues are received primarily in December and April following the County's property tax distribution schedule. Based on current information, staff does not recommend adjusting the FY 2025-26 property tax projection at this time.

Sales Taxes

Sales Tax revenues totaled $4,361,261, or 29.3% of the annual budget. Collections are below the expected mid-year pace, reflecting both regional economic headwinds and local business-specific factors that have reduced the City's sales tax base during the current fiscal year.

At the regional level, Los Angeles County's adjusted sales tax growth was essentially flat in 3Q 2025 compared to the prior year, while South Gate's adjusted receipts declined 5.0% over the same

period. This underperformance relative to county peers is consistent with a broader multi-year trend: on an inflation- and economic-adjusted basis, South Gate's sales tax base has contracted approximately 11.9% over the past thirteen quarters, a pattern that reflects structural changes in the City's retail and commercial activity rather than cyclical economic conditions alone.

The Autos and Transportation sectors have experienced the most significant decline, driven by the closure of a major auto dealership during the current fiscal year. This represents a permanent reduction in point-of-sale revenue rather than a temporary fluctuation, and the sector is not expected to recover to prior-year levels in the near term. HdL projects the category to decline approximately 18% for the full fiscal year before stabilizing modestly in FY 2026-27.

The General Consumer Goods sector, which represents the City's largest revenue category at approximately 26% of total point-of-sale receipts, has shown modest softness on an adjusted basis, consistent with broader trends in consumer discretionary spending driven by elevated household debt levels and reduced discretionary income. The Firestone Boulevard commercial corridor, which generates the majority of the City's point-of-sale revenue, experienced an 11.3% decline in 3Q 2025 compared to the prior year, underscoring the City's concentration risk within a single commercial corridor.

Based on HdL's mid-year analysis, the FY 2025-26 Sales Tax revenue estimate has been revised downward by $1,688,875 from the adopted budget. This revised projection reflects both the permanent revenue loss from the dealership closure and continued softness in consumer-facing categories. HdL's current mid-year estimate is lower than its prior quarter forecast, indicating that the risk to revenue remains on the downside. A slow recovery is anticipated beginning in FY 2026-27, with modest growth projected across most industry segments as economic conditions stabilize.

Other Taxes

Other Taxes include Transient Occupancy Tax, Business License Tax, Franchise Tax, Commercial Refuse Franchise Tax, Real Estate Transfer Tax, and Materials Recovery Facility Tax. These revenues totaled $1,150,054, or 18.78% of the annual budget. Collections are slightly below pace, primarily due to the transition of Business License Tax administration to HdL, a consultant specializing in local government tax programs. As HdL's processes, billing cycles, discovery, and enforcement efforts are fully implemented, Business License Tax collections are expected to strengthen in subsequent quarters. Franchise Tax revenues are projected to decrease by $294,725 from the adopted budget to $1.8 million. In total, the estimated FY 2025-26 Other Taxes revenue is projected to decrease by $303,055 to $24.4 million.

Licenses & Permits

Licenses and Permits revenue totaled $540,210 or 31.9% of the annual projection. This category is generally on pace, supported by steady activity in building permits and development-related services. A portion of this category, animal licensing revenue, will not be recorded until the close of FY 2025-26, temporarily moderating mid-year results. The estimated revenue for FY 2025-26 will decrease by $134,833 to $1.5 million.

Fines & Forfeitures

Fines and Forfeitures revenue totaled $380,043, or 25.5% of the budgeted amount. This category includes parking citations, code enforcement fines, and other penalties. Collections are slightly below target but remain generally consistent with historical mid-year patterns. The estimated revenue for FY 2025-26 will increase by $115,412, to $1.6 million.

Use of Money & Property
Use of Money & Property generated $1,330,972, or 53.8% of the annual budget. This category includes interest earnings and lease revenues. Interest income was substantial through mid-year due to elevated interest rates. The Federal Reserve has recently begun reducing rates and may do so again, which could moderate investment earnings going forward. The estimated revenue for FY 2025-26 will increase by $131,036 to $2.6 million.

Intergovernmental
Intergovernmental revenue totaled $179,216, or 15.6% of the annual estimate. This category includes grants and Motor Vehicle In-Lieu Excess revenue. Mid-year receipts appear lower under a straight-line assumption because a $921,000 California for All Youth Workforce Program Grant is reimbursable; revenue is recognized only after eligible expenditures are incurred and reimbursed. The estimated revenue for FY 2025-26 will decrease by $13,783 to $1.1 million.

Fees & Charges
Fees & Charges generated $1,702,385, or 42.5% of the annual budget, making it one of the strongest performing categories. This revenue includes plan check fees, passport services, recreation program revenues, inspection fees, and other user-based charges. Strong participation in City programs and steady zoning, planning, and inspection activity contributed to this performance. The estimated revenue for FY 2025-26 will decrease by $754,257 to $3.2 million.

Other Revenues
Other Revenues totaled $2,779,873, or 48.1% of the annual projection. This category includes Administrative Allocations, Miscellaneous Reimbursements, and Miscellaneous Revenue. Administrative Allocations are recorded in December and the following June, so revenues in this category are expected to increase in the fourth quarter. The estimated revenue for FY 2025-26 will increase by $620,817 to $6.4 million.

FY 2025-26 Mid-Year Expenditure Performance

Total General Fund expenditures for the mid-year of FY 2025-26 were $32,982,202 or 40.8% of the $80,883,165 adopted General Fund expenditure budget, including Transfers Out. This level of spending is generally consistent with historical mid-year patterns and reflects the timing of operational activities, staffing, and project schedules.

The Administrative Services Department will continue to monitor expenditures, address unanticipated needs as they arise, and work with departments to ensure adherence to the approved budget and informed planning for future years.

FY 2025-26 Financial Forecast

In addition to reporting on the City's fiscal performance through mid-year, the FY 2025-26 Mid-Year Financial Review provides an updated FY 2025-26 General Fund Financial Forecast. As the

fiscal year progresses, current information, unanticipated needs, and budget adjustments can affect the FY 2025-26 Adopted Budget and the projected year-end fund balance.

Table 4 presents the updated FY 2025-26 Financial Forecast, incorporating year-to-date performance, previously approved budget actions, and the mid-year budget adjustments recommended in this report. The third column reflects the Revised Budget, which includes all unanticipated expenditures and proposed adjustments. Based on this revised forecast, the projected FY 2025-26 General Fund ending fund balance is $1,210,301.

The structural imbalance reflected in this forecast is primarily driven by increases in operating costs that have grown faster than available revenue sources, many of which are outside the City's direct control. Since FY 2019-20, pension obligations have increased by approximately $4.3 million, health insurance costs by approximately $2.2 million, workers' compensation and general liability insurance premiums by approximately $3.3 million, and street lighting and landscape maintenance costs by approximately $0.9 million. Together, these four categories alone represent more than $10.7 million in additional annual costs — an amount that exceeds the City's entire projected structural deficit and reflects expenses that are largely fixed and not subject to discretionary reduction. Similar cost pressures are being experienced by cities across California.

While the FY 2025-26 deficit can be addressed through the use of reserves, the City continues to face a structural imbalance between recurring revenues and expenditures. This drawdown will reduce the unassigned General Fund balance from $9.4 million at the close of FY 2024-25 to approximately $1.2 million, a near-depletion of the City's available reserves that leaves limited capacity to absorb further shocks in the current or future fiscal years. The City Council's consideration of a fiscal emergency declaration in January 2026 reflected the severity of this structural gap, estimated at $8–9.4 million in recurring costs. The FY 2026-27 budget development process will focus on identifying long-term solutions to restore structural balance. Budget instructions have been issued to all departments, directing them to identify reductions, and the proposed expenditure reduction plan by department will be presented to the City Council as part of the FY 2026-27 budget process.

TABLE 4 GENERAL FUND FY 2025-26 MID-YEAR FINANCIAL FORECAST		
	FY 2025-26 Adopted Budget	**FY 2025-26 Adjusted Budget**
Revenues		
Adopted Revenues (including Transfers In)	$73,882,110	$73,882,110
Measure P Local Sales Tax		(848,103)
Sales Tax		(840,772)
Other Taxes		(303,055)
Property Taxes		-
License & Permits		(134,833)
Fines & Forfeitures		115,412
Use of Money & Property		131,036
Intergovernmental		(13,783)
Fees & Charges		(754,257)
Other Revenues		620,817
Adopted Revenues & Council Approved Budget Adjustments	**$73,882,110**	**$71,854,572**
Expenditures		
Adopted Expenditures (including Transfers Out)	**$80,883,165**	**$80,883,165**
1st Quarter Council Approved Budget Adjustments		4,356
2nd Quarter Council Approved Budget Adjustments		139,025
Police Department Operational Budget (Proposed)		(24,000)
Adopted Expenditures & Council Approved Budget Adjustments		**$81,002,546**
New Appropriation Subtotal		**-**
Total Adjusted Expenditures	**80,883,165**	**81,002,546**
Transfers In		4,356
Transfer Out to Successor Agency (Proposed)		57,136
Transfers Out to Insurance Fund (Proposed)		1,422,106
Operating (Deficit)/Surplus	**($7,001,055)**	**($10,622,860)**
Beginning Fund Balance	**$7,904,937**	**$9,412,688**
GF Reserves to Fund Balance	**$2,231,473**	**$2,231,473**
Ending Fund Balance	**$3,135,356**	**$1,021,301**

FY 2025-26 Mid-Year Budget Adjustments

There are no new mid-year requests for budget appropriations in the General Fund. The ending General Fund balance for FY 2024-25 ended up $1,507,751 higher than projected in the FY 2024-25 adjusted budget permitting two Transfer Out from the General Fund: a $1,422,106 transfer to the Insurance Fund to reduce the fund deficit and a $57,136 transfer to the Successor Agency to correct an accounting entry error that caused administrative allocations to exceed the program's administration cap.

Staff are presenting the following Mid-Year Budget Adjustments Council's consideration to amend the FY 2025-26 Budget for other funds, as shown in Table 5 below. The proposed FY 2025-26 Mid-Year Budget adjustments are listed in Attachment 2.

Table 5 Mid-Year Appropriation Adjustment FY 2025-26		
Fund Description	**Fund**	**Total**
General Fund	100	$ (2,051,538)
Gas Tax	212	$ 342,333
AQMD	223	$ 252,904
Measure R	224	$ 73,269
Measure M	225	$ 42,333
Housing Authority Admin	240	$ 24,000
Housing Authority Section 8	241	$ 142,000
HOME	242	$ 6,268
CDBG	243	$ 20,164
Emergency Housing Voucher	246	$ 83,852
Federal & State Grants	261	$ 10,000,000
Refuse Fund	413	$ 6,846
Fleet Management	521	$ 40,000
CAER	523	$ (154,904)
Total Mid-Year Adjustments		**$ 8,827,528**

Other Funds:

- Community Development Operational Budget ($10,276,284 - All Other Funds) - Additional appropriation from the Housing Authority Admin Fund ($12,000) for chain link fence rental and building and land maintenance for parking lot the City is temporarily leasing at 13050 Paramount Blvd to Toro Enterprises. The account is offset by the lease revenue ($12,000) that the City is collecting; Housing Authority Section 8 Fund ($71,000) for housing inspector services through November 2025 offset by revenue ($71,000) collected from HUD admin fees; HOME Fund ($6,268) for administration services and home partnership programs; CDBG Fund ($20,164) for rents and utilities assistance; Emergency Housing Voucher Fund ($41,926) for funds allocated by HUD for the administration of Emergency Housing Voucher Program offset by revenue of ($41,926) from annual HUD allocation; and Federal and State Grant Fund ($5,000,000) to carryover Cal-Home Grant award from FY 2024-25 and appropriating ($5,000,000) for affordable housing services.

- Police Department Operational Budget ($98,000 – All Other Funds) - Additional appropriation from the CAER Fund ($98,000) for purchase of two Police Detective Vehicles to replace vehicles that have exceeded their optimal service life. This is partially offset by a proposed budget reduction in the General Fund in the amount of $24,000, previously budgeted for vehicle leases.

- Public Works Operational Budget ($504,781 - All Other Funds) - Additional appropriation from the Gas Tax, Measure R and Measure M Funds ($127,000) to cover increased overtime in the Electrical Division due to a higher-than-expected number of emergency and unplanned electrical and traffic system responses, including outages, vandalism, wire theft, and SCE-related issues; Gas Tax Fund ($300,000) to cover agreement for sidewalk maintenance services that was approved by City Council on October 28, 2025; Measure R

Fund ($30,936) to fully fund Amendment No.1 to Mariposa Landscaping contract; Refuse Fund ($6,846) for LARA membership dues in FY 25/26; Fleet Management Fund ($40,000) to repair vehicles that have been damaged and require immediate attention. Cost neutral mid-year budget adjustments for the Public Works Operational Budget include reallocating $252,904, currently budgeted in the CAER Fund, to the AQMD Fund for the procurement of four (4) EV utility pickup trucks

- Public Works Capital Improvement Program (CIP) Carryovers from prior year Capital Budget ($87,222,062) - Carryover FY 2024-25 CIP appropriations to FY 2025-26 CIP appropriation for the following funds:

TABLE 6 CAPITAL IMPROVEMENT PROGRAM FY 2025-26 CONTINUING APPROPRIATIONS	
Funding Via Transfers	
Gen Fund	619,262
Reserve	426,431
Gas Tax	844,399
TDA3	352,493
SB 1 - Road Repair and Accountability Act	4,196,882
Measure W Stormwater	1,432,703
Road Mitigation Program Funding	240,426
Prop A Transit	50,000
Prop C Transit	3,980,084
Measure R	699,826
Measure M	218,605
Community Development Block Grant (CDBG)	276,957
Fed & State Grants	39,558,124
American Rescue Plan Act (ARPA)	3,000,000
Park Enhancement Fund	858,653
ERCReserve	85,706
Water	1,248,945
Sewer	4,000
Fleet	50,075
Cap Asset & Equip Replace	1,925,532
Building & Infr Maint	50,804
Capital Improvement Program Funds (Sub-Total):	**60,119,909**
Direct From Funding Source	
CIP	161,171
Water	23,853,405
Sewer	628,945
Building & Infr Maint	2,458,631
Direct From Funding Source (Sub-Total):	**27,102,153**
Total:	**87,222,062**

Differences between project spending and transfers at mid-year reflect reimbursement timing, including recovery of eligible costs incurred in prior fiscal years. Transfers will be recorded as funding requests are approved and processed. These variances represent timing differences only and do not indicate a funding shortfall.

American Rescue Plan Act (ARPA)

The City received a total of $34,556,473 in State and Local Fiscal Recovery Funds (SLFRF) from the American Rescue Plan Act in July 2021 and July 2022. In FY 2024-25, consistent with City Council direction, the City expended $10,945,778 on eligible uses including Sworn Police Officer salaries, ERP consulting services, network switch replacement, ARPA administration, food insecurity programs, mental health services, housing and homelessness programs (including a mobile health clinic and homeless encampment cleanup), local hazard mitigation and emergency operations planning, utility assistance, sewer system relining improvements, and other priority projects.

The FY 2025-26 Budget for the ARPA program includes the continuation of Sewer System Relining Improvements, network switch replacement, and other eligible projects previously approved by the City Council.

Table 7 presents the history and current status of the ARPA program as of December 31, 2025, including total allocations, expenditures, and remaining balances.

TABLE 7 CITY OF SOUTH GATE ARPA HISTORY FY 2025-26		
ARPA ALLOCATION	**$ 34,556,473**	
FY 2021-22 Activity		9,929,322
FY 2022-23 Activity		3,904,542
FY 2023-24 Activity		6,435,994
FY 2024-25 Activity		10,945,778
FY 2025-26 Projected Activity*		3,340,836
Total		**$ 34,556,473**

Position Classification Plan Updates

The City strives to provide fair compensation within its financial capacity, consistent with the City's Classification Plan. To support this goal, the City Manager, acting as the City's personnel officer, periodically reviews organizational needs, evaluates positions necessary for efficient operations, and recommends adjustments to the Classification Plan and Position Control.

As part of the mid-year review, staff identified several position changes needed to support service delivery and align staffing with operational requirements. These proposed position changes utilize existing salary and benefit appropriations and do not require additional funding. These include two part-time Community Services Officers to patrol parks, freezing and unfunding one Office Assistant position in the Police Department, while funding one Intermediate Account Clerk position, and a series of Public Works position changes to support operational restructuring.

The net fiscal impact of these position adjustments is cost-neutral and does not require new General Fund appropriations. Staff are presenting these mid-year position updates for the City Council's consideration to amend the FY 2025-26 Budget and Position Control.

TABLE 8 POSITIONS & ADJUSTMENTS TO POSITION CONTROL FY 2025-26		
Department	**Current Position**	**Proposed Action**
Parks & Recreation	Community Service Officer (Park Ranger) PT	Add budget for 2 positions
Police Department	Inter Account Clerk (Frozen)	Inter Account Clerk
Police Department	Office Assistant	Office Assistant (Frozen)
Public Works	Maint Helper (Str) PERS	Add 2 positions
Public Works	Maint Helper (Str) Non-PERS	Delete 2 positions
Public Works	Maint Helper (Grf) PERS	Add 3 positions
Public Works	Maint Helper (Grf) Non-PERS	Delete 1 position

FISCAL IMPACT:

The recommended mid-year budget adjustments, combined with the updated FY 2025-26 financial forecast, keep the General Fund aligned with projected year-end actual results. The overall fiscal impact is a projected decrease to the General Fund balance of $10,622,860 in FY 2025-26, as detailed in Table 4. This deficit is funded by a planned drawdown of Budget Stabilization and unassigned reserves, reducing the projected unassigned General Fund balance from $9.4 million to approximately $1.2 million. This use of reserves represents a one-time bridge while the City develops structural budget solutions for future fiscal years. Given the limited remaining reserve capacity, there is no financial cushion to absorb additional unbudgeted costs without returning to Council for further action. To place the structural challenge in context: the City's entire General Fund revenue base is approximately $71 million, and a structural gap of $8 to $9 million represents roughly 13 percent of annual General Fund revenues. Addressing a deficit of this magnitude will require significant policy decisions regarding service levels, staffing, and operational expenditures; decisions that cannot be resolved through one-time measures alone.

During the remainder of the fiscal year, if any material variances or additional funding needs arise, staff will return to the City Council with recommended budget adjustments.

ATTACHMENTS:
1. FY 2025-26 Mid-Year Revenue Adjustments
2. FY 2025-26 Mid-Year Expenditure Adjustments
3. Capital Improvement Program (CIP) FY 2025-26 Continuing Appropriations
4. Resolution

City of South Gate
Proposed Mid-Year Revenue Adjustments
FY 2025-26

Funding Source	Account Number	Description	Adopted Budget	Revenue Adjustments	Adjusted Budget	Comment
General Fund	100-4201	State Sales Tax	$ 14,750,386	$ (840,772)	$ 13,909,614	State Sales Tax revenue decrease of $841K based on projection from the City's sales tax consultant, HDL.
General Fund	100-4208	Local Sales Tax	$ 14,879,000	$ (848,103)	$ 14,030,897	State Sales Tax revenue decrease of $849K based on projection from the City's sales tax consultant, HDL.
General Fund	100-42*	Other Taxes	$ 24,726,422	$ (303,055)	$ 24,423,367	Franchise Tax revenues are projected to decrease by $295K than adopted budget.
General Fund	100-43*	Licenses & Permits	$ 1,695,095	$ (134,833)	$ 1,560,262	Public Works permit fees are projected to decrease by $171K than adopted budget.
General Fund	100-44*	Fines & Forfeitures	$ 1,490,264	$ 115,412	$ 1,605,676	Parking Citations are projected to increase by $130K from adopted budget.
General Fund	100-45*	Use of Money & Property	$ 2,470,585	$ 131,036	$ 2,601,621	Interest Earnings are projected to increase by $13K and Market Value Gain is projected to increase by $101K from adopted budget.
General Fund	100-46*	Intergovernmental	$ 1,150,985	$ (13,783)	$ 1,137,202	FEMA/OES reimbursement is projected to decrease by $13.2K than adopted budget.
General Fund	100-47*	Fees & Charges	$ 4,008,637	$ (754,257)	$ 3,254,380	Increase in projected CD Admin fees of $114K offset by projected decrease in Plan Check fees of $759K than adopted budget.
General Fund	100-49*	Other Revenues	$ 5,772,178	$ 620,817	$ 6,392,995	Donations are projected to increase by $360,000, Misc reimbursements are projected to increase by $243K, and CC convenience fees are projected to increase by $33K from adopted budget.
Housing Authority Admin	240-4520	Property Rental	$ -	$ 12,000	$ 12,000	Chain link fence rental for parking lot we are temporarily leasing at 13050 Paramount Blvd to Toro Enterprises. The account is offset by the revenue that we are collecting.
Housing Authority Section 8	241-4691	HUD Admin Fees	$ 591,594	$ 71,000	$ 662,594	Willdan Engineering Housing Inspections April 30, 2025 to November 30, 2025. We allocated $30,157. $25,000 is exclusively for BDO Accounting Services, however we have charges for Davis Farr for over 10,0000 and Willdan for over $61,000.
Emergency Housing Voucher	246-4690	HUD Allocation	$ 256,435	$ 41,926	$ 298,361	Funds were allocated by HUD for the Administration of Emergency Housing Voucher Program.
Federal & State Grants	261-4614	Cal-Home Grant	$ -	$ 5,000,000	$ 5,000,000	Initial award of $5M in FY 24/25. CAL-HOME Grant
				TOTAL:	**$ 3,097,388**	

14

City of South Gate
Proposed Mid-Year Quarter Expenditure Adjustments
FY 2025-26

Department	Funding Source	Division Name	Account Number	Account Name	Adopted Budget	Budget Amendment Request	Adjusted Budget	Comment
City Clerk	General Fund	City Clerk	100-140-11-5103	Salaries - PT - Non-CP - Misc	$ 20,917	$ (10,500)	$ 10,417	Replenish projected expenditures in Computer Equipment & Software for PRA System
City Clerk	General Fund	City Clerk	100-140-11-9006	Computer Software	$ -	$ 10,500	$ 10,500	Replenish projected expenditures in Computer Equipment & Software for PRA System
Public Works	Gas Tax	Electrical Maintenance	212-713-31-5110	Overtime Regular	$ 104,544	$ 42,333	$ 146,877	A mid-year budget adjustment is requested to cover increased overtime in the Electrical Division due to a higher-than-expected number of emergency and unplanned electrical and traffic system responses, including outages, vandalism, wire theft, and SCE-related issues. Many of these incidents are beyond the City's control and require immediate response to maintain public safety and service levels through the remainder of FY 2025–26.
Public Works	Gas Tax	Street Division	212-713-31-6101	Professional Services	$ 851,079	$ 300,000	$ 1,151,079	The CJ Concrete Construction agreement for sidewalk maintenance services was approved by City Council on October 28, 2025. The requested appropriations were inadvertently not added in the Eden system and will fully fund the approved agreement.
Public Works	Measure R	Electrical Maintenance	224-780-31-5110	Overtime Regular	$ 31,483	$ 42,333	$ 73,816	A mid-year budget adjustment is requested to cover increased overtime in the Electrical Division due to a higher-than-expected number of emergency and unplanned electrical and traffic system responses, including outages, vandalism, wire theft, and SCE-related issues. Many of these incidents are beyond the City's control and require immediate response to maintain public safety and service levels through the remainder of FY 2025–26.
Public Works	Measure R	Transportation	224-780-31-6101	Professional Services	$ 729,105	$ 30,936	$ 760,041	Mariposa Landscaping contract. To fully fund Amendment No. 1 to contract
Public Works	Measure M	Electrical Maintenance	225-780-31-5110	Overtime Regular	$ 11,372	$ 42,333	$ 53,705	A mid-year budget adjustment is requested to cover increased overtime in the Electrical Division due to a higher-than-expected number of emergency and unplanned electrical and traffic system responses, including outages, vandalism, wire theft, and SCE-related issues. Many of these incidents are beyond the City's control and require immediate response to maintain public safety and service levels through the remainder of FY 2025–26.
Police Dept	Asset Forfeiture	Asset Forfeiture	235-570-21-5111	Overtime Sworn	$ 205,981	$ (43,225)	$ 162,756	To replenish Equipment Maintenance account for purchase of Bodyworn Cameras
Police Dept	Asset Forfeiture	Asset Forfeiture	235-570-21-6701	Equipment Maintenance	$ 138,676	$ 43,225	$ 181,901	To replenish Equipment Maintenance account for purchase of Bodyworn Cameras
Police Dept	General Fund	Detectives	100-506-21-6310	Rents & Leases	$ 24,000	$ (24,000)	$ -	Reduce $24K from General Fund and reappropriate to CAER Fund for purchase of two Police Detective Vehicles to replace Unit #137 and Unit #175.
Police Dept	CAER	Detectives	523-506-21-9003	Auto/Rolling Stock	$ -	$ 98,000	$ 98,000	Purchase of two Police Detective Vehicles to replace Unit #137 and Unit #175 fully funded by CAER funds.
Community Development	Housing Authority Admin	Housing	240-650-43-9120	Predev Costs 13050 Paramount Blvd	$ -	$ 3,500	$ 3,500	Chain link fence rental for parking lot we are temporarily leasing at 13050 Paramount Blvd to Toro Enterprises. The account is offset by the revenue that we are collecting.
Community Development	Housing Authority Admin	Housing	240-650-43-9120	Predev Costs 13050 Paramount Blvd	$ -	$ 8,500	$ 8,500	To cover building and land maintenance at 13050 Paramount Blvd.
Community Development	Housing Authority Section 8	Housing	241-630-43-6101	Professional Services	$ 30,157	$ 71,000	$ 101,157	Willdan Engineering Housing Inspections April 30, 2025 to November 30, 2025. We allocated $30,157. $25,000 is exclusively for BDO Accounting Services, however we have charges for Davis Farr for over 10,0000 and Willdan for over $61,000.
Community Development	HOME	CARES Funds	242-640-43-6101	Professional Services	$ -	$ 6,268	$ 6,268	JUL 2025 TO DEC 2025 - Administration Services for CDBG & Home Partnership Programs. Funds in IDIS. Funds were supposed to be rolled over.
Community Development	CDBG	Covid-19 Funds	243-607-49-6676	Rental & Utilities Assist - HYC	$ -	$ 20,164	$ 20,164	To pay for late invoices. Budget confirmed in IDIS but not included in FY 25/26 adopted budget. Funds in IDIS

15

City of South Gate
Proposed Mid-Year Quarter Expenditure Adjustments
FY 2025-26

Department	Funding Source	Division Name	Account Number	Account Name	Adopted Budget	Budget Amendment Request	Adjusted Budget	Comment
Community Development	Emergency Housing Voucher	Housing	246-637-43-5101	Salaries - FT Misc.	$ -	$ 41,926	$ 41,926	Funds were allocated by HUD for the Administration of Emergency Housing Voucher Program.
Community Development	Federal & State Grants	CAL-HOME Grant	261-638-40-6101	Professional Services	$ -	$ 200,000	$ 200,000	FY 24/25 carryover. Initial award of $5M in FY 24/25 for CAL-HOME Grant
Community Development	Federal & State Grants	CAL-HOME Grant	261-638-40-6603	Affordable Housing State Grant	$ -	$ 4,800,000	$ 4,800,000	FY 24/25 carryover. Initial award of $5M in FY 24/25 for CAL-HOME Grant
Public Works	Refuse Fund	Solid Waste Management	413-733-51-6304	Membership & Dues	$ 34,250	$ 6,846	$ 41,096	LARA membership dues for FY 25/26 is $41,096 which is higher than budgeted amount of $34,250
Public Works	Fleet Management	Fleet Management	521-750-12-6101	Professional Services	$ 161,315	$ 40,000	$ 201,315	A new appropriation of $40,000 is requested to repair vehicles that have been damaged and require immediate attention. The additional funding is needed to maintain fleet availability and support operations through year-end.
Public Works	CAER	Street Maintenance	523-713-31-9003	Auto/Rolling Stock	$ 547,508	$ (252,904)	$ 294,604	Reallocate to AQMD funds the purchase of four (4) Electric Chevrolet Silverado Trucks from National Auto Fleet Group for Public Works Dept.
Public Works	AQMD	Street Maintenance	223-713-31-9003	Auto/Rolling Stock	$ -	$ 252,904	$ 252,904	Reallocate from CAER funds the purchase of four (4) Electric Chevrolet Silverado Trucks from National Auto Fleet Group for Public Works Dept.
Administrative Services	Information Systems	Info Technology	522-305-12-5101	Salaries - FT Misc	$ 327,051	$ (65,906)	$ 261,145	Salary savings from vacant FT Info Systems Technician for cybersecurity firewall services and implementation of Simpler Financial Software.
Administrative Services	Information Systems	Info Technology	522-305-12-6101	Professional Services	$ 364,280	$ 50,000	$ 414,280	Salary savings from vacant FT Info Systems Technician for cybersecurity firewall services
Administrative Services	Information Systems	Info Technology	522-305-12-6101	Professional Services	$ 364,280	$ 15,906	$ 380,186	Salary savings from vacant FT Info Systems Technician for Simpler Systems Financial Reporting Software one-time costs
					TOTAL:	**$ 5,730,140**		

16

Attachment 3

Agenda Bill 03/10/26

City of South Gate
Proposed CIP Budget Carryover
FY 2025-26

Project Account No.	Project Name	FY '25 Project Budget	FY '25 Expenses	FY '25 Recommended Carryovers	FY '26 Proposed Adjustment	FY '26 Proposed Budget
311-790-31-9219	Atlantic Avenue Parking Modifications	30,000	-	30,000		30,000
311-790-31-9408	I-710 Interchange Phase IV	16,541,686	101,767	16,439,920		16,439,920
311-790-31-9433	Garfield/Imperial Street Improvements	1,796,652	11,910	1,784,742		1,784,742
311-790-31-9447	Firestone Blvd Median Island Alameda/LA	400,361	142,171	258,190	* 74,070	332,260
311-790-31-9457	Firestone/Otis Widening & Imp Hwy Median	110,000	27,726	82,274		82,274
311-790-31-9458	Firestone/Atlantic-Railroad Upgrades	251,023	592	250,431		250,431
311-790-31-9473	Thermoplastic Striping Streets Citywide	258,963	55,748	203,215		203,215
311-790-31-9474	Replacement of Damaged TS Poles	120,972	2,339	118,634		118,634
311-790-31-9476	San Gabriel Avenue Safety Study	30,000	-	30,000		30,000
311-790-31-9492	State Street Complete Streets	1,247,204	-	1,247,204		1,247,204
311-790-31-9493	Compr Safety Action & Local Rdwy Saf Pln	197,460	159,795	37,665		37,665
311-790-31-9494	San Luis Ave Parking Lot Improvements	176,000	98,253	77,747		77,747
311-790-31-9495	Hollydale Access Improvements	95,120	-	95,120		95,120
311-790-31-9540	Storm Water Infiltration Wells Imp.	94,983	-	94,983		94,983
311-790-31-9547	WSAB LRT Stations FL Mile Bikeway Safety	4,184,111	1,100	4,183,011		4,183,011
311-790-31-9564	Garfield Ave Median Improvements	1,439,692	1,166,790	272,902		272,902
311-790-31-9565	Long Beach Pedestrian Improvements	2,414,106	2,040,198	373,908		373,908
311-790-31-9572	Chakemo Improvements - Atlantic-Legacy	563,224	89,235	473,989		473,989
311-790-31-9582	Citywide Residential Resurfacing, Ph-I	230,993	130,738	100,255		100,255
311-790-31-9583	Citywide Residential Resurfacing, Ph-II	62,881	39,592	23,289		23,289
311-790-31-9584	Alameda Street Complete Streets	112,234	6,722	105,512		105,512
311-790-31-9585	Tweedy Mile Complete Streets	9,117,081	8,881,301	235,780		235,780
311-790-31-9587	LA County Bridge Maintenance	267,743	17,357	250,385		250,385
311-790-31-9588	WSAB Light Rail	244,855	-	244,855		244,855
311-790-31-9598	Citywide Residential Resurfacing Ph-IV	5,714,159	916,335	4,797,825		4,797,825
311-790-31-9599	Tweedy Mile Complete Streets - Phase II	6,022,672	284,618	5,738,054		5,738,054
311-790-31-9606	Uncontrolled Marked School/Ped Crosswalk	10,000	-	10,000		10,000
311-790-39-9114	PD Fueling Station & Air Compressor Repl	24,011	-	24,011		24,011
311-790-39-9456	Systematic Safety Analysis Report (HSIP)	15,545	-	15,545		15,545
311-790-39-9463	Citywide LED Street Light Conversion	140,375	-	140,375		140,375
311-790-39-9471	Tweedy Blvd TS Synchronization	216,417	185,991	30,426		30,426
311-790-39-9477	The Circle Park Driveway	15,718	-	15,718		15,718
311-790-39-9480	Citywide Sidewalk Improvements Ph-VIII	453,862	55,909	397,952		397,952
311-790-39-9481	Citywide Sidewalk Improvements, Phase IX	5,187	-	5,187		5,187
311-790-39-9483	Citywide Parking Study Implementation	100,000	-	100,000		100,000
311-790-39-9486	Citywide Annual Sidewalk Grinding	200,000	3,050	196,950	* 100,000	296,950
311-790-39-9487	Transportation Demand Management Study	200,000	-	200,000		200,000
311-790-39-9488	Traffic Management Center	100,000	-	100,000		100,000
311-790-39-9489	Citywide Residential Resurfacing Phase V	350,000	-	350,000		350,000
311-790-39-9490	Citywide Residential Resurfacing Phase X	500,000	8,496	491,504		491,504
311-790-39-9491	Streetlight Wire Theft Prevention	103,943	2,048	101,895		101,895
311-790-39-9589	Tweedy Mile Uncontrolled Crosswalks	347,076	-	347,076		347,076
311-790-39-9590	Improvements at 7 Intersections	1,612,413	51,079	1,561,334		1,561,334
311-790-39-9591	Uncontrolled Crosswalks (4-Intersections)	250,000	-	250,000		250,000
311-790-49-9118	Facilities Security System Improvements	263,980	37,033	226,947		226,947
311-790-49-9912	ADA Transition Plan Implementation Ph-I	69,987	17,892	52,095		52,095
311-790-49-9914	Electric Vehicle Charging Stations	56,291	8,125	48,166		48,166
311-790-49-9915	HVAC System SGP Sport Center Complex	1,285,706	273,862	1,011,843		1,011,843
311-790-49-9916	Rio Hondo Channel Homeless Encam Mitig	100,000	2,700	97,300		97,300
311-790-49-9918	City Hall HVAC Replacement	1,268,000	1,225	1,266,775		1,266,775
311-790-49-9920	Building Seismic Retrofit Assessment	75,000	-	75,000		75,000
311-790-61-9212	South Gate & Cesar Chavez Park-Restrooms	8,893	-	8,893		8,893
311-790-61-9216	Girls Club House Renovation	64,254	-	64,254		64,254
311-790-61-9217	Circle Park Renovation Project	9,699,277	4,752,475	4,946,802	(3,400,000)	1,546,802
311-790-61-9485	SG Park Boy Scout Huts Roof Restoration	459,981	2,363	457,618		457,618
311-790-61-9211	SGP Fence Replacement	951,629	475,830	475,799		475,799
311-790-61-9214	Urban Orchard	8,536,071	7,323,407	1,212,664		1,212,664
311-790-61-9220	Hollydale Community Park Renovation	2,227,968	2,329,589	(101,622)		(101,622)
311-790-61-9484	SG Park Auditorium Roof Restoration/Repl	1,399,330	73,585	1,325,745		1,325,745
311-790-61-9913	Locker Rooms Renovation Project	122,690	3,950	118,740		118,740
311-790-69-9424	Seaborg Building Relocation	122,470	5,957	116,513		116,513
311-790-71-9607	Demolition of Salt Lake Water Tank	350,000	67,730	282,270		282,270
411-731-71-9522	Water Main Replacement Phase II	4,960,354	729,555	4,230,798		4,230,798
411-731-71-9523	Water Main Replacement Phase III	300,000	124,436	175,564		175,564
411-731-71-9524	Water Lateral Repairs	300,000	-	300,000		300,000
411-731-71-9545	Well No. 18 Rehabilitation Phase 2	500,000	-	500,000		500,000
411-731-71-9546	Well Meter Repl, Upgrade to MWD Inter-ti	1,279,649	20,932	1,258,717		1,258,717
411-731-71-9576	Coating Hawkins-Santa Fe&Elizabeth Tanks	768,570	240,449	528,121		528,121
411-731-71-9577	Urban Orchard Well No. 30	5,256,766	983	5,255,783		5,255,783
411-731-71-9579	Well Abandonment at 3 Locations	207,728	920	206,808		206,808
411-731-71-9580	SCADA System Upgrades	882,302	250,620	631,682		631,682
411-731-71-9581	AMI/AMR Meter Replacement Phase III	1,272,528	1,109,013	163,515		163,515
411-731-71-9583	AMI/AMR Meter Replacement Phase V	100,000	-	100,000		100,000
411-731-71-9584	Citywide Backflow Prevention System	100,000	-	100,000		100,000
411-731-71-9592	Water Main Replacement Phase I	216,659	32,324	184,335		184,335
411-731-71-9593	AMI/AMR Meter Replacement Phase IV	2,050,000	318,804	1,731,196		1,731,196
411-731-71-9594	Park Reservoir PFOA Treatment Facility	7,449,974	107,033	7,342,940		7,342,940
411-731-71-9595	As-needed Water Main Repairs	100,000	-	100,000		100,000
411-731-71-9596	Citywide Valve Replacement	572,454	7,500	564,954		564,954
411-731-71-9605	Lead and Copper Rule Revisions (LCRR)	520,768	503,435	17,334		17,334
411-731-71-9916	EV Charging Station at PW Yard	187,349	43,715	143,633		143,633
411-731-71-9917	Firestone Blvd Bridge Water Main L-Pipe	325,000	6,976	318,024		318,024
412-732-52-9505	Sewer System Relining Improvements	3,628,945	1,612,724	2,016,222		2,016,222
524-415-61-9104	S. G Pool Improvements	63,240	-	63,240		63,240
524-460-61-9100	Facility Improvements	22,633	-	22,633		22,633
524-501-21-9100	Facility Improvements	1,795,885	394,812	1,401,073		1,401,073
524-790-12-9923	City Hall Reroofing Project	1,000,000	28,315	971,686		971,686
	CIP Budget Total:	**117,291,049**	**35,389,127**	**81,901,922**	**(3,225,930)**	**78,675,992**

* Proposed adjustments include: $74,070 in TDA Funding from METRO and $100,000 in SB1 Funds. None proposed from General Funds.

City of South Gate
Proposed CIP Transfers by Fund
FY 2025-26

Project Account No.	Project Name	FY 2025-26 Transfers by Funding Source	100 Gen Fund	100-RES Reserve	212 Gas Tax	213 TDA3	215 SB 1	217 Measure W	220 Road Mitigation	221 Prop A Transit	222 Prop C Transit	224 Measure R	225 Measure M
311-790-31-9219	Atlantic Avenue Parking Modifications	30,000	-	-	-	-	-	-	-	-	30,000	-	-
311-790-31-9408	I-710 Interchange Phase IV	16,439,920	-	-	-	-	-	-	-	-	14,505	-	-
311-790-31-9433	Garfield/Imperial Street Improvements	1,784,742	-	-	-	-	-	-	-	-	580,517	-	-
311-790-31-9447	Firestone Blvd Median Island Alameda/LA	271,089	-	-	33,000	74,070	-	-	-	-	21,277	0	-
311-790-31-9457	Firestone/Otis Widening & Imp Hwy Median	82,274	-	-	-	-	-	-	-	-	-	-	-
311-790-31-9458	Firestone/Atlantic-Railroad Upgrades	250,431	-	250,431	-	-	-	-	-	-	-	-	-
311-790-31-9473	Thermoplastic Striping Streets Citywide	203,215	-	-	-	-	-	-	-	-	173,215	-	30,000
311-790-31-9474	Replacement of Damaged TS Poles	118,634	-	-	-	-	-	-	-	-	118,634	-	-
311-790-31-9476	San Gabriel Avenue Safety Study	30,000	-	-	-	-	-	-	-	-	-	30,000	-
311-790-31-9492	State Street Complete Streets	1,247,204	-	-	-	-	-	-	-	-	50,000	-	-
311-790-31-9493	Compr Safety Action & Local Rdwy Saf Pln	37,665	-	-	-	-	-	-	-	-	37,665	-	-
311-790-31-9494	San Luis Ave Parking Lot Improvements	176,000	-	176,000	-	-	-	-	-	-	-	-	-
311-790-31-9495	Hollydale Access Improvements	95,120	-	-	-	95,120	-	-	-	-	-	-	-
311-790-31-9540	Storm Water Infiltration Wells Imp.	94,983	14,600	-	-	-	-	42,654	-	-	-	-	-
311-790-31-9547	WSAB LRT Stations FL Mile Bikeway Safety	4,183,011	-	-	-	109,111	-	-	-	50,000	648,900	-	-
311-790-31-9564	Garfield Ave Median Improvements	272,902	-	-	-	74,192	-	-	-	-	82,466	-	-
311-790-31-9565	Long Beach Pedestrian Improvements	1,350,018	-	-	6,399	-	-	-	-	-	1,119,574	0	-
311-790-31-9572	Chakemo Improvements - Atlantic-Legacy	473,989	-	-	-	-	-	75,000	-	-	-	74,862	-
311-790-31-9582	Citywide Residential Resurfacing, Ph-I	100,255	-	-	-	-	-	-	-	-	-	100,255	-
311-790-31-9583	Citywide Residential Resurfacing, Ph-II	23,289	-	-	-	-	-	-	-	-	-	11,765	11,524
311-790-31-9584	Alameda Street Complete Streets	105,512	-	-	-	-	-	-	-	-	-	105,512	-
311-790-31-9585	Tweedy Mile Complete Streets	235,780	-	-	-	-	-	235,780	-	-	-	-	-
311-790-31-9587	LA County Bridge Maintenance	250,385	-	-	-	-	-	-	-	-	250,385	-	-
311-790-31-9588	WSAB Light Rail	244,855	-	-	-	-	-	-	-	-	194,855	-	50,000
311-790-31-9598	Citywide Residential Resurfacing Ph-IV	4,697,825	-	-	800,000	-	2,430,289	-	210,000	-	101,000	70,000	20,817
311-790-31-9599	Tweedy Mile Complete Streets - Phase II	5,738,054	-	-	-	-	225,000	-	-	-	149,791	-	106,264
311-790-31-9606	Uncontrolled Marked School/Ped Crosswalk	10,000	-	-	-	-	-	-	-	-	10,000	-	-
311-790-39-9114	PD Fueling Station & Air Compressor Repl	24,011	-	-	-	-	-	-	-	-	-	-	-
311-790-39-9456	Systematic Safety Analysis Report (HSIP)	15,545	-	-	-	-	-	-	-	-	-	5,537	-
311-790-39-9463	Citywide LED Street Light Conversion	140,375	-	-	-	-	-	-	-	-	-	-	-
311-790-39-9471	Tweedy Blvd TS Synchronization	30,426	-	-	-	-	-	-	30,426	-	-	-	-
311-790-39-9477	The Circle Park Driveway	15,718	15,718	-	-	-	-	-	-	-	-	-	-
311-790-39-9480	Citywide Sidewalk Improvements Ph-VIII	397,952	-	-	-	-	397,952	-	-	-	-	-	-
311-790-39-9481	Citywide Sidewalk Improvements, Phase IX	5,187	-	-	-	-	5,187	-	-	-	-	-	-
311-790-39-9483	Citywide Parking Study Implementation	100,000	-	-	-	-	-	-	-	-	-	100,000	-
311-790-39-9486	Citywide Annual Sidewalk Grinding	296,950	-	-	-	-	296,950	-	-	-	-	-	-
311-790-39-9487	Transportation Demand Management Study	200,000	-	-	-	-	-	-	-	-	200,000	-	-
311-790-39-9488	Traffic Management Center	100,000	-	-	-	-	-	-	-	-	100,000	-	-
311-790-39-9489	Citywide Residential Resurfacing Phase V	350,000	-	-	-	-	250,000	-	-	-	-	100,000	-
311-790-39-9490	Citywide Residential Resurfacing Phase X	491,504	-	-	-	-	491,504	-	-	-	-	-	-
311-790-39-9491	Streetlight Wire Theft Prevention	101,895	-	-	-	-	-	-	-	-	-	101,895	-
311-790-39-9589	Tweedy Mile Uncontrolled Crosswalks	347,076	-	-	-	-	100,000	-	-	-	-	-	-
311-790-39-9590	Improvements at 7 Intersections	1,561,334	-	-	-	-	-	-	-	-	-	-	-
311-790-39-9591	Uncontrolled Crosswalks (4-Intersections)	250,000	-	-	-	-	-	-	-	-	-	-	-
311-790-49-9118	Facilities Security System Improvements	226,947	-	-	-	-	-	-	-	-	-	-	-
311-790-49-9912	ADA Transition Plan Implementation Ph-I	52,095	52,095	-	-	-	-	-	-	-	-	-	-
311-790-49-9914	Electric Vehicle Charging Stations	48,166	-	-	-	-	-	-	-	-	-	-	-
311-790-49-9915	HVAC System SGP Sport Center Complex	1,011,844	-	-	-	-	-	-	-	-	97,300	-	-
311-790-49-9916	Rio Hondo Channel Homeless Encam Mitig	97,300	-	-	-	-	-	-	-	-	-	-	-
311-790-49-9918	City Hall HVAC Replacement	1,266,775	-	-	-	-	-	-	-	-	-	-	-
311-790-49-9920	Building Seismic Retrofit Assessment	75,000	-	-	-	-	-	-	-	-	-	-	-
311-790-61-9212	South Gate & Cesar Chavez Park-Restrooms	8,893	8,893	-	-	-	-	-	-	-	-	-	-
311-790-61-9216	Girls Club House Renovation	64,254	-	-	-	-	-	-	-	-	-	-	-
311-790-61-9217	Circle Park Renovation Project	1,546,802	28,026	-	-	-	-	-	-	-	-	-	-
311-790-61-9485	SG Park Boy Scout Huts Roof Restoration	457,618	-	-	-	-	-	-	-	-	-	-	-
311-790-61-9211	SGP Fence Replacement	639,460	-	-	-	-	-	-	-	-	-	-	-
311-790-61-9214	Urban Orchard	6,170,380	-	-	-	-	-	1,079,269	-	-	-	-	-
311-790-61-9220	Hollydale Community Park Renovation	571,815	499,931	-	5,000	-	-	-	-	-	-	-	-
311-790-61-9484	SG Park Auditorium Roof Restoration/Repl	1,389,913	-	-	-	-	-	-	-	-	-	-	-
311-790-61-9913	Locker Rooms Renovation Project	118,740	-	-	-	-	-	-	-	-	-	-	-
311-790-69-9424	Seaborg Building Relocation	116,513	-	-	-	-	-	-	-	-	-	-	-
311-790-71-9607	Demolition of Salt Lake Water Tank	282,270	-	-	-	-	-	-	-	-	-	-	-
412-732-52-9505	Sewer System Relining Improvements	3,000,000	-	-	-	-	-	-	-	-	-	-	-
	CIP Transfers by Fund Totals:	**60,119,909**	**619,262**	**426,431**	**844,399**	**352,493**	**4,196,882**	**1,432,703**	**240,426**	**50,000**	**3,980,084**	**699,826**	**218,605**

City of South Gate
Proposed CIP Transfers by Fund
FY 2025-26

Project Account No.	Project Name	FY 2025-26 Transfers by Funding Source	243 CDBG	261 Fed & State Grants	268 ARPA	271 Park Enhancement Fund	311-RES ERC - Reserve	411 Water	412 Sewer	521 Fleet	523 Cap Asset & Equip Replace	524 Building & Infr Maint
311-790-31-9219	Atlantic Avenue Parking Modifications	30,000	-	-	-	-	-	-	-	-	-	-
311-790-31-9408	I-710 Interchange Phase IV	16,439,920	-	16,425,415	-	-	-	-	-	-	-	-
311-790-31-9433	Garfield/Imperial Street Improvements	1,784,742	-	1,104,225	-	-	-	100,000	-	-	-	-
311-790-31-9447	Firestone Blvd Median Island Alameda/LA	271,089	-	122,741	-	-	-	20,000	-	-	-	-
311-790-31-9457	Firestone/Otis Widening & Imp Hwy Median	82,274	-	-	-	-	-	82,274	-	-	-	-
311-790-31-9458	Firestone/Atlantic-Railroad Upgrades	250,431	-	-	-	-	-	-	-	-	-	-
311-790-31-9473	Thermoplastic Striping Streets Citywide	203,215	-	-	-	-	-	-	-	-	-	-
311-790-31-9474	Replacement of Damaged TS Poles	118,634	-	-	-	-	-	-	-	-	-	-
311-790-31-9476	San Gabriel Avenue Safety Study	30,000	-	-	-	-	-	-	-	-	-	-
311-790-31-9492	State Street Complete Streets	1,247,204	-	1,197,204	-	-	-	-	-	-	-	-
311-790-31-9493	Compr Safety Action & Local Rdwy Saf Pln	37,665	-	-	-	-	-	-	-	-	-	-
311-790-31-9494	San Luis Ave Parking Lot Improvements	176,000	-	-	-	-	-	-	-	-	-	-
311-790-31-9495	Hollydale Access Improvements	95,120	-	-	-	-	-	-	-	-	-	-
311-790-31-9540	Storm Water Infiltration Wells Imp.	94,983	-	37,729	-	-	-	-	-	-	-	-
311-790-31-9547	WSAB LRT Stations FL Mile Bikeway Safety	4,183,011	-	3,375,000	-	-	-	-	-	-	-	-
311-790-31-9564	Garfield Ave Median Improvements	272,902	-	116,244	-	-	-	-	-	-	-	-
311-790-31-9565	Long Beach Pedestrian Improvements	1,350,018	-	224,044	-	-	-	-	-	-	-	-
311-790-31-9572	Chakemo Improvements - Atlantic-Legacy	473,989	-	218,139	-	-	-	105,988	-	-	-	-
311-790-31-9582	Citywide Residential Resurfacing, Ph-I	100,255	-	-	-	-	-	-	-	-	-	-
311-790-31-9583	Citywide Residential Resurfacing, Ph-II	23,289	-	-	-	-	-	-	-	-	-	-
311-790-31-9584	Alameda Street Complete Streets	105,512	-	-	-	-	-	-	-	-	-	-
311-790-31-9585	Tweedy Mile Complete Streets	235,780	-	-	-	-	-	-	-	-	-	-
311-790-31-9587	LA County Bridge Maintenance	250,385	-	-	-	-	-	-	-	-	-	-
311-790-31-9588	WSAB Light Rail	244,855	-	-	-	-	-	-	-	-	-	-
311-790-31-9598	Citywide Residential Resurfacing Ph-IV	4,697,825	76,643	339,000	-	-	-	600,000	-	50,075	-	-
311-790-31-9599	Tweedy Mile Complete Streets - Phase II	5,738,054	-	5,257,000	-	-	-	-	-	-	-	-
311-790-31-9606	Uncontrolled Marked School/Ped Crosswalk	10,000	-	-	-	-	-	-	-	-	-	-
311-790-39-9114	PD Fueling Station & Air Compressor Repl	24,011	-	-	-	-	-	-	-	-	24,011	-
311-790-39-9456	Systematic Safety Analysis Report (HSIP)	15,545	-	10,008	-	-	-	-	-	-	-	-
311-790-39-9463	Citywide LED Street Light Conversion	140,375	-	140,375	-	-	-	-	-	-	-	-
311-790-39-9471	Tweedy Blvd TS Synchronization	30,426	-	-	-	-	-	-	-	-	-	-
311-790-39-9477	The Circle Park Driveway	15,718	-	-	-	-	-	-	-	-	-	-
311-790-39-9480	Citywide Sidewalk Improvements Ph-VIII	397,952	-	-	-	-	-	-	-	-	-	-
311-790-39-9481	Citywide Sidewalk Improvements, Phase IX	5,187	-	-	-	-	-	-	-	-	-	-
311-790-39-9483	Citywide Parking Study Implementation	100,000	-	-	-	-	-	-	-	-	-	-
311-790-39-9486	Citywide Annual Sidewalk Grinding	296,950	-	-	-	-	-	-	-	-	-	-
311-790-39-9487	Transportation Demand Management Study	200,000	-	-	-	-	-	-	-	-	-	-
311-790-39-9488	Traffic Management Center	100,000	-	-	-	-	-	-	-	-	-	-
311-790-39-9489	Citywide Residential Resurfacing Phase V	350,000	-	-	-	-	-	-	-	-	-	-
311-790-39-9490	Citywide Residential Resurfacing Phase X	491,504	-	-	-	-	-	-	-	-	-	-
311-790-39-9491	Streetlight Wire Theft Prevention	101,895	-	-	-	-	-	-	-	-	-	-
311-790-39-9589	Tweedy Mile Uncontrolled Crosswalks	347,076	-	247,076	-	-	-	-	-	-	-	-
311-790-39-9590	Improvements at 7 Intersections	1,561,334	-	1,561,334	-	-	-	-	-	-	-	-
311-790-39-9591	Uncontrolled Crosswalks (4-Intersections)	250,000	-	250,000	-	-	-	-	-	-	-	-
311-790-49-9118	Facilities Security System Improvements	226,947	-	-	-	-	-	2,000	4,000	-	220,947	-
311-790-49-9912	ADA Transition Plan Implementation Ph-I	52,095	-	-	-	-	-	-	-	-	-	-
311-790-49-9914	Electric Vehicle Charging Stations	48,166	-	7,533	-	-	-	40,633	-	-	-	-
311-790-49-9915	HVAC System SGP Sport Center Complex	1,011,844	-	926,138	-	-	85,706	-	-	-	-	-
311-790-49-9916	Rio Hondo Channel Homeless Encam Mitig	97,300	-	-	-	-	-	-	-	-	-	-
311-790-49-9918	City Hall HVAC Replacement	1,266,775	-	-	-	-	-	-	-	-	1,266,775	-
311-790-49-9920	Building Seismic Retrofit Assessment	75,000	-	-	-	-	-	-	-	-	75,000	-
311-790-61-9212	South Gate & Cesar Chavez Park-Restrooms	8,893	-	-	-	-	-	-	-	-	-	-
311-790-61-9216	Girls Club House Renovation	64,254	64,254	-	-	-	-	-	-	-	-	-
311-790-61-9217	Circle Park Renovation Project	1,546,802	-	1,518,775	-	-	-	-	-	-	-	-
311-790-61-9485	SG Park Boy Scout Huts Roof Restoration	457,618	120,000	-	-	-	-	-	-	-	334,981	2,637
311-790-61-9211	SGP Fence Replacement	639,460	16,060	-	-	623,400	-	-	-	-	-	-
311-790-61-9214	Urban Orchard	6,170,380	-	5,075,331	-	-	-	15,780	-	-	-	-
311-790-61-9220	Hollydale Community Park Renovation	571,815	-	66,884	-	-	-	-	-	-	-	-
311-790-61-9484	SG Park Auditorium Roof Restoration/Repl	1,389,913	-	1,337,929	-	-	-	-	-	-	3,817	48,167
311-790-61-9913	Locker Rooms Renovation Project	118,740	-	-	-	118,740	-	-	-	-	-	-
311-790-69-9424	Seaborg Building Relocation	116,513	-	-	-	116,513	-	-	-	-	-	-
311-790-71-9607	Demolition of Salt Lake Water Tank	282,270	-	-	-	-	-	282,270	-	-	-	-
412-732-52-9505	Sewer System Relining Improvements	3,000,000	-	-	3,000,000	-	-	-	-	-	-	-
	CIP Transfers by Fund Totals:	**60,119,909**	**276,957**	**39,558,124**	**3,000,000**	**858,653**	**85,706**	**1,248,945**	**4,000**	**50,075**	**1,925,532**	**50,804**

19

City of South Gate
Proposed CIP Budget Direct From Funding Source
FY 2025-26

Project Account No.	Project Name	FY 2025-26 CIP Direct from Funding Source	311 CIP	411-DIR Water (Direct)	412-DIR Sewer (Direct)	524-DIR Building & Infr Maint (Direct)
311-790-31-9447	Firestone Blvd Median Island Alameda/LA	61,171	61,171	-	-	-
311-790-31-9598	Citywide Residential Resurfacing Ph-IV	100,000	100,000	-	-	-
411-731-71-9522	Water Main Replacement Phase II	4,230,798	-	4,230,798	-	-
411-731-71-9523	Water Main Replacement Phase III	175,564	-	175,564	-	-
411-731-71-9524	Water Lateral Repairs	300,000	-	300,000	-	-
411-731-71-9545	Well No. 18 Rehabilitation Phase 2	500,000	-	500,000	-	-
411-731-71-9546	Well Meter Repl, Upgrade to MWD Inter-ti	1,258,717	-	1,258,717	-	-
411-731-71-9576	Coating Hawkins-Santa Fe&Elizabeth Tanks	528,121	-	528,121	-	-
411-731-71-9577	Urban Orchard Well No. 30	5,255,783	-	5,255,783	-	-
411-731-71-9579	Well Abandonment at 3 Locations	206,808	-	206,808	-	-
411-731-71-9580	SCADA System Upgrades	631,682	-	631,682	-	-
411-731-71-9581	AMI/AMR Meter Replacement Phase III	163,515	-	163,515	-	-
411-731-71-9583	AMI/AMR Meter Replacement Phase V	100,000	-	100,000	-	-
411-731-71-9584	Citywide Backflow Prevention System	100,000	-	100,000	-	-
411-731-71-9592	Water Main Replacement Phase I	184,335	-	184,335	-	-
411-731-71-9593	AMI/AMR Meter Replacement Phase IV	1,731,196	-	1,731,196	-	-
411-731-71-9594	Park Reservoir PFOA Treatment Facility	7,342,940	-	7,342,940	-	-
411-731-71-9595	As-needed Water Main Repairs	100,000	-	100,000	-	-
411-731-71-9596	Citywide Valve Replacement	564,954	-	564,954	-	-
411-731-71-9605	Lead and Copper Rule Revisions (LCRR)	17,334	-	17,334	-	-
411-731-71-9916	EV Charging Station at PW Yard	143,633	-	143,633	-	-
411-731-71-9917	Firestone Blvd Bridge Water Main L-Pipe	318,024	-	318,024	-	-
412-732-52-9505	Sewer System Relining Improvements	628,945	-	-	628,945	-
524-415-61-9104	S. G Pool Improvements	63,240	-	-	-	63,240
524-460-61-9100	Facility Improvements	22,633	-	-	-	22,633
524-501-21-9100	Facility Improvements	1,401,073	-	-	-	1,401,073
524-790-12-9923	City Hall Reroofing Project	971,686	-	-	-	971,686
	CIP Budget Direct From Fund Totals:	**27,102,153**	**161,171**	**23,853,405**	**628,945**	**2,458,631**

20

RESOLUTION NO.

CITY OF SOUTH GATE
LOS ANGELES COUNTY, CALIFORNIA

A RESOLUTION OF THE CITY COUNCIL OF THE CITY OF SOUTH GATE APPROVING FISCAL YEAR 2025-2026 MID-YEAR BUDGET ADJUSTMENTS

WHEREAS, on July 22, 2025, the City Council adopted the Fiscal Year 2025-2026 Budget;

WHEREAS, since the adoption in July 2025, City Council has taken action to adjust the general ledger of the Fiscal Year 2025-2026 Budget to fund various projects across the agency;

WHEREAS, at the March 10, 2026 City Council meeting, the City Council considered recommended Mid-Year Budget Adjustments to the Fiscal Year 2025-2026 Budget;

WHEREAS, the City Council considered amending the Fiscal Year 2025-2026 Budget to include Capital Improvement Program (CIP) appropriations,

WHEREAS, the City Council desires to amend the Fiscal Year 2025-2026 Budget;

NOW, THEREFORE, THE CITY COUNCIL OF THE CITY OF SOUTH GATE, CALIFORNIA, DOES HEREBY RESOLVE AS FOLLOWS:

SECTION 1. The Fiscal Year 2025-2026 Budget is hereby amended to reflect those Adjusted Budget amounts for Fund Sources and Accounts as stated in the FY 2025-2026 Mid-Year Revenue Adjustments (Attachment 1) and FY 2025-2026 Mid-Year Expenditure Adjustments (Attachment 2);

SECTION 2. All other terms of the Fiscal Year 2025-2026 Budget, and prior adjustments to the general ledger of the Fiscal Year 2025-2026 Budget, not amended herein shall remain unchanged; and

SECTION 3. The Fiscal Year 2025-2026 Budget is hereby amended to include the budgeted amounts for the Account Titles stated in the Funds indicated in the Capital Improvement Program (CIP) Continuing Appropriations (Attachment 3);

SECTION 4. The Fiscal Year 2025-2026 Budget is hereby amended to include the budgeted amounts for the Account Titles stated in the Funds indicated in the Salary Savings Schedule (Attachment 4);

SECTION 5. The City Clerk shall certify the adoption of this Resolution which shall be effective upon its adoption.

PASSED, APPROVED and **ADOPTED** this **10th** day of **March 2026**.

CITY OF SOUTH GATE:

By: _____
Joshua Barron, Mayor

ATTEST:

By: _____
Yodit Glaze, City Clerk
(SEAL)

APPROVED AS TO FORM:

DRAFT YG

By: _____
Raúl F. Salinas, City Attorney

Office of the
South Gate City Clerk

MAR - 5 2026
FILED
12:15pm

Item No. 2

City of South Gate

CITY COUNCIL

AGENDA BILL

For the Regular Meeting of: **March 10, 2026**
Originating Department: **Community Development**

Department Director: *Gabriel Perez* ***City Manager:*** *Rob Houston*

SUBJECT: SUBSTANTIAL AMENDMENTS TO FISCAL YEAR 2023-2024, 2024-2025, & 2025-2026 ANNUAL ACTION PLANS FOR THE COMMUNITY DEVELOPMENT BLOCK GRANT (CDBG) FUNDS.

PURPOSE: To consider approving Substantial Amendments to the FY 2023-2024 (No. 2), 2024-2025 (No. 2), & 2025-2026 (No. 1) Annual Action Plans to reprogram CDBG funds.

RECOMMENDED ACTIONS: Following the conclusion of the Public Hearing, the City Council will consider:

a. Adopting a Resolution approving Substantial Amendment No. 2 to the Fiscal Year 2023-2024 Annual Action Plan; Substantial Amendment No. 2 to the Fiscal Year 2024-2025 Annual Action Plan; and Substantial Amendment No. 1 to Fiscal Year 2025-2026 Annual Action Plan Reprogramming Community Development Block Grant (CDBG);
b. Authorize the City Manager or the Community Development Director to initiate appropriate action necessary to implement projects and programs as noted in the FY 2025-2026 Annual Action Plan.
c. Reallocate $749,254 in Community Development Block Grant (CDBG) funds and $340,000 in HOME Investment Partnerships Program (HOME) funds from current activity allocations to the proposed budget amendments within each respective fund.

FISCAL IMPACT: There is no fiscal impact to the General Fund.

NOTICING REQUIREMENT: Advertising and notification of the Public Hearing was conducted in compliance with Municipal Code Section 11.50.020 (Public Hearing Notification) and was published in The South Gate Press newspaper on January 22, 2026. The notice noted a 30-day comment period. Additionally, the Notice was posted on the City's website. Additionally, the Public Hearing was continued from the February 24, 2026, council meeting.

ALIGNMENT WITH COUNCIL GOALS: The FY 2025-2026 Annual Action Plans supports the City Council goals of creating and protecting strong and sustainable neighborhoods by supporting projects and programs that benefit low-and moderate-income residents of South Gate.

ANALYSIS: In accordance with the City's Citizen Participation Plan, when processing a substantial amendment, the City is required to hold a 30-day public comment period and publish a public notice

specifying the date, time, and location of a public hearing. Substantial Amendment No. 2 to the Fiscal Year 2023-2024 Annual Action Plan reduces the allocation of the CDBG 2024 Neighborhood Revitalization Grant Program so that the funds may be programmed to the same program but for the current fiscal year. Substantial Amendment No. 2 to the Fiscal Year 2024-2025 Annual Action Plan removes the Commercial Facade program and three CDBG South Gate Park Improvement projects; reprograms funds to the Swim Stadium Scoreboard, Tot Lot Resurfacing, and Street Project as noted in the table below.

Substantial Amendment No. 1 to Fiscal Year 2025-2026 Annual Action Plan removes and reprograms funds allocated to the CDBG 2025 Small Business Grant Assistance Program, increases the allocation of the 2025 Neighborhood Revitalization Grant Program, and programs available funds to a Demolition & Clearance project; additionally it reduces HOME funding for TBD Affordable Housing Project(s) and reallocates those funds towards the 2025 Residential Rehab Project.

Additionally, the Citizens Advisory Committee reviewed the matter and was invited to provide public comment:

FISCAL YEAR PLAN	PROPOSED SUBSTANTIAL AMENDMENT NO.	ACTIVITY NAME	CURRENT ACTIVITY ALLOCATION	PROPOSED BUDGET AMENDMENT	NET CHANGE
CDBG					
2023-2024	2	Neighborhood Revitalization Grant Program (2023)	$357,043	$297,043	($60,000)
2024-2025	2	SG Park Improvements – Sports Complex Gymnasium Divider (2024)	$55,000	$0	($55,000)
2024-2025	2	SG Park Improvements – Girls Clubhouse Renovations (2024)	$64,254	$0	($64,254)
2024-2025	2	SG Park Improvements – Recreation Buildings Roof Replacement (2024)	$120,000	$0	($120,000)
2024-2025	2	SG Park Improvements – Swim Stadium Scoreboard (2024)	$80,000	$144,254	$64,254
2024-2025	2	Gardendale Park Improvements – Tot Lot Resurfacing (2024)	$120,000	$245,000	$125,000
2024-2025	2	SG Park Improvements – Ballfield Shade Structures (2024)	$600,000	$600,000	$0
2024-2025	2	Commercial Façade (2024)	$400,000	$0	($400,000)
2025-2026	1	Small Business Grant Assistance (2025)	$50,000	$0	($50,000)
2025-2026	1	Neighborhood Revitalization Grant Program (2025)	$365,000	$425,000	$60,000
2025-2026	1	Demolition & Clearance Project (2025)	$0	$225,000	$225,000
2025-2026	1	Street and Sidewalk Project (2025)	$513,990	$788,990	$275,000
HOME					
2025-2026	1	Affordable Housing Project (2025)	$1,300,000	$960,000	($340,000)
2025-2026	1	Residential Rehab Program (2025)	$41,000	$381,000	$340,000

CDBG: Neighborhood Revitalization Grant Program - $60,000 proposed increase

The Neighborhood Revitalization Grant Program provides grants to income-eligible households for eligible home repairs. The 2024 Neighborhood Revitalization Grant Program assisted four households. By reallocating the balance ($60,000) to the 2025 Neighborhood Revitalization Grant Program, the program will be able to assist additional households, with a total updated proposed budget of $425,000.

CDBG: Parks and Recreation Improvements - $189,254 proposed increase

Aquatics Score Board – $64,254 is proposed to be added to this project, for a total updated proposed budget of $144,254. The project proposes to purchase and install a scoreboard at the South Gate Park Swim Stadium.

Gardendale Tot Lot Resurfacing – $125,000 is proposed to be added to this project, for a total updated proposed budget of $245,000. The project proposes installing ADA accessible surface at the Gardendale Tot Lot.

CDBG: Demolition & Clearance - $225,000 proposed (new project)

9001-9019 Long Beach Blvd – $225,000 is proposed for demolition and clearance, including lead and asbestos testing and abatement, of the properties located at 9001-9019 Long Beach Blvd.

CDBG: Street and Sidewalk Project - $225,000 proposed increase

To assist in meeting the City's timeliness goals, staff propose reprogramming the remaining Commercial Façade program funds to increase the FY 25/26 Street and Sidewalk Project by $275,000, thus increasing the total CDBG budget for this project to $788,990.

HOME: Residential Rehab Program - $340,000 proposed increase

Residential Rehab Program – $340,000 is proposed to be added to this residential rehab program to assist additional residents.

BACKGROUND: The City of South Gate has received Community Development Block Grant (CDBG) funds annually since the enactment of the Housing and Community Development Act of 1974. The City qualifies as an "entitlement" jurisdiction due to its population exceeding 50,000 and meeting specific demographic criteria. CDBG funds support a variety of projects and programs that primarily benefit low- and moderate-income individuals.

Per HUD regulations, the development of Annual Action Plans requires citizen participation and public review process, including a public hearing before submitting any substantial amendments.

The proposed substantial amendment was presented to the Citizens Advisory Committee (CAC) on February 11, 2026, where the CAC reviewed the proposal and provided funding recommendations, as outlined in the table above.

ATTACHMENTS:

A. Resolution Approving Substantial Amendment No. 2 to the Fiscal Year 2023-2024 Annual Action Plan; Substantial Amendment No. 2 to the Fiscal Year 2024-2025 Annual Action Plan; Substantial Amendment No. 1 to the Fiscal Year 2025-2026 Annual Action Plan

B. Proof of Publication - Public Hearing Notices

RESOLUTION NO. ___

A RESOLUTION OF THE CITY COUNCIL OF THE CITY OF SOUTH GATE, APPROVING THE SUBSTANTIAL AMENDMENTS TO FISCAL YEAR 2023-2024, 2024-2025, 2025-2026 ANNUAL ACTION PLANS FOR THE COMMUNITY DEVELOPMENT BLOCK GRANT FUNDS.

WHEREAS, The City participates in the Department of Housing and Urban Development's (HUD) Consolidated Plan Process and receives both Community Development Block Grant (CDBG) and Home Investment Partnership (HOME) funds. Agencies that receive funds from HUD are required to prepare and submit an Annual Action Plan that identifies the projects to be funded; and

South Gate (the "City") prepared and adopted a Five-Year Consolidated Plan for the City covering the period of July 1, 2020, to June 30, 2025, the City Council meeting of September 22, 2020; and

WHEREAS, the purpose of the Consolidated Plan and the Annual Action Plan is to identify housing and community development needs and to develop specific goals and objectives to address those needs over a five-year period and is a requirement of the U.S. Department of Housing and Urban Development that the City must meet in order for the City to continue to receive federal housing and community development funds; and

WHEREAS, the City Council approved the aforementioned Annual Action Plans for expenditure of the entitlement grants from HUD, including the CDBG and HOME programs; and

WHEREAS, the City Council has determined that the FY 2023-2024, 2024-2025, & 2025-2026 Annual Action Plans need to be amended in accordance with HUD regulations through a Substantial Amendment to reflect the changing needs of the community; and

WHEREAS, City staff published a public notice announcing the proposed substantial amendments in the January 22, 2026, edition of The South Gate Press newspaper. The thirty (30) day public review and comment period scheduled to end on February 24, 2026, was continued to March 10, 2026; and

NOW, THEREFORE, THE CITY COUNCIL OF THE CITY OF SOUTH GATE DOES HEREBY RESOLVE AS FOLLOWS:

SECTION 1. The above recitals are true and correct and incorporated herein by reference.

SECTION 2. The City Council of the City of South Gate does hereby adopt Substantial Amendment No. 2 to the Fiscal Year 2023-2024 Annual Action Plan; Substantial Amendment No.

2 to the Fiscal Year 2024-2025 Annual Action Plan; and Substantial Amendment No. 1 to the Fiscal Year 2025-2026 Annual Action Plan.

SECTION 3. The City Manager is hereby authorized to make all conforming modifications and edits and to execute all implementation documents required by HUD to implement the Substantial Amendment.

SECTION 4. The City Manager is hereby directed to file a copy of said Substantial Amendments to HUD.

SECTION 5. The City Manager is hereby authorized to enter into agreements with eligible sub-recipients.

SECTION 6. The City Clerk shall certify the adoption of this Resolution which shall be effective upon its adoption.

PASSED, APPROVED, AND ADOPTED by the City Council of the City of South Gate at its regular meeting on this **10th** day of **March 2026**.

CITY OF SOUTH GATE:

_____

Joshua Barron, Mayor
City of South Gate

ATTEST:

_____

Yodit Glaze, City Clerk
City of South Gate

(SEAL)

APPROVED AS TO FORM:

DRAFT

_____

Raul F. Salinas, City Attorney

STATE OF CALIFORNIA)
COUNTY OF LOS ANGELES) SS:
CITY OF SOUTH GATE)

I, Yodit Glaze, City Clerk of the City of South Gate, County of Los Angeles, State of California, hereby certify that the foregoing Resolution No. ____ was passed and adopted by the City Council of the City of South Gate, signed by the Mayor and attested by the City Clerk at a regular meeting of said Council held on the 10th day of March 2026, and that said Resolution was adopted by the following vote, to-wit:

AYES:

NOES:

ABSTAIN:

ABSENT:

_____
Yodit Glaze, City Clerk
City of South Gate

Attachment B
Agenda Bill 03/10/26

SOUTH GATE PRESS

1007 N SEPULVEDA BLVD STE 1357, MANHATTAN BEACH, CA 90266
Telephone (323) 556-5720 / Fax (213) 834-0584

This space for filing stamp only

Office of the
South Gate City Clerk
FEB - 5 2026
FILED

Yodit Glaze, City Clerk
CITY OF SOUTH GATE /CITY CLERK
8650 CALIFORNIA AVE
SOUTH GATE, CA - 90280

WWA#: 4004751

PROOF OF PUBLICATION

(2015.5 C.C.P.)

State of California)
County of LOS ANGELES) ss

Notice Type: HRG - NOTICE OF HEARING

Ad Description:
25-26 South Gate Sub Amend 1 Notice v.01.13.26

I am a citizen of the United States and a resident of the State of California; I am over the age of eighteen years, and not a party to or interested in the above entitled matter. I am the principal clerk of the printer and publisher of the SOUTH GATE PRESS, a newspaper published in the English language in the city of SOUTH GATE, county of LOS ANGELES, and adjudged a newspaper of general circulation as defined by the laws of the State of California by the Superior Court of the County of LOS ANGELES, State of California, under date 04/19/1929, Case No. 273415. That the notice, of which the annexed is a printed copy, has been published in each regular and entire issue of said newspaper and not in any supplement thereof on the following dates, to-wit:

01/22/2026

Executed on: 01/22/2026
At Los Angeles, California

I certify (or declare) under penalty of perjury that the foregoing is true and correct.

Signature

* A 0 0 0 0 0 7 3 1 2 9 1 3 *

Email

SOUTH GATE PRESS

1007 N SEPULVEDA BLVD STE 1357, MANHATTAN BEACH, CA 90266
Telephone (323) 556-5720 / Fax (213) 834-0684

This space for filing stamp only

Office of the
South Gate City Clerk

FEB - 5 2026

FILED

Yodit Glaze, City Clerk
CITY OF SOUTH GATE /CITY CLERK
8650 CALIFORNIA AVE
SOUTH GATE, CA - 90280

WWA#: 4004771

PROOF OF PUBLICATION

(2015.5 C.C.P.)

State of California)
County of LOS ANGELES) ss

Notice Type: HRG - NOTICE OF HEARING

Ad Description:
25-26 South Gate Sub Amend 1 SP Notice v.01.13.26

I am a citizen of the United States and a resident of the State of California; I am over the age of eighteen years, and not a party to or interested in the above entitled matter. I am the principal clerk of the printer and publisher of the SOUTH GATE PRESS, a newspaper published in the English language in the city of SOUTH GATE, county of LOS ANGELES, and adjudged a newspaper of general circulation as defined by the laws of the State of California by the Superior Court of the County of LOS ANGELES, State of California, under date 04/19/1929, Case No. 273415. That the notice, of which the annexed is a printed copy, has been published in each regular and entire issue of said newspaper and not in any supplement thereof on the following dates, to-wit:

01/22/2026

Executed on: 01/22/2026
At Los Angeles, California

I certify (or declare) under penalty of perjury that the foregoing is true and correct.

Signature

* A 0 0 0 0 0 7 3 1 2 9 1 5 *

Email

Office of the
South Gate City Clerk

MAR - 5 2026

FILED

12:15pm

Item No. 3

City of South Gate

CITY COUNCIL

AGENDA BILL

For the Regular Meeting of: **March 10, 2026**
Originating Department: **Community Development**

Department Director: *Gabriel Perez* ***City Manager:*** *Rob Houston*

SUBJECT: ZONE CHANGE (ZC NO. 25-01) AND GENERAL PLAN AMENDMENT (GPA NO. 25-01)

On January 20, 2026, the Planning Commission reviewed ZC No. 25-01 and GPA No. 25-01 as part of a larger project to construct a new drive-through restaurant (PL No. 25-0058 and CUP No. 25-01) at 4816 and 4820 Firestone Boulevard and renovate a restaurant parking lot at 8915 Vossler Avenue. The Planning Commission approved PL No. 25-0058 and CUP No. 25-01 and recommended approval to the City Council of ZC No. 25-01 and GPA No. 25-01 by a 4-0 vote.

On February 24, 2026, the City Council opened the public hearing and continued it to March 10, 2026.

PURPOSE: The applicant requests approval of the following:

a. **Zone Change (ZC No. 25-01)** to change the zone of the 8915 Vossler Avenue property from NL (Neighborhood Low) to UN (Urban Neighborhood) and remove the Corridor Transition Overlay.
b. **General Plan Amendment (GPA No. 25-01)** to change the land use designation of the 8915 Vossler Avenue property from Medium Density Residential to Commercial.

- **Project Location:** 8915 Vossler Avenue
- Property Owner: David Ghermezian, 4816 Firestone, LLC
- Applicant/Representative: Pedram Shokati, Shokati Architects
- Project Area: 7,692 square feet (SF) or 0.18 acres (AC)

RECOMMENDED ACTIONS: The City Council will consider:

a. A finding that in accordance with CEQA, this project qualifies for a categorical exemption under CEQA Guidelines Section 15303 (Class 3), "New Construction or Conversion of Small Structures," and is thereby exempt from CEQA in that the subject property will continue to be used as a parking lot for a new drive-through restaurant.

b. Adopting Resolution No. 2026-__, included as Attachment 1, approving GPA No. 25-01 for a property at 8915 Vossler Avenue.

c. Adopting Ordinance No. 2026-__, included as Attachment 2, approving ZC No. 25-01 for a property at 8915 Vossler Avenue.

PROJECT DESCRIPTION:
The subject property is part of a larger project to construct a new drive-through restaurant to replace an existing restaurant building. The new drive-through restaurant was approved by the Planning Commission on January 20, 2026 (Attachment 3). The Planning Commission also recommended to the City Council approval of ZC No. 25-01 and GPA No. 25-01 for the subject property located at 8915 Vossler Avenue.

The Planning Commission approved the development of a general quick-service restaurant (QSR) with a drive-through and walk-up window on three lots. An existing 3,680-square-foot (SF) vacant restaurant building on the northwestern lot will be demolished. The proposed project included the following:

- New 1,700 SF restaurant building with a drive-through lane and a walk-up window located on the northern two lots (4816 and 4820 Firestone Boulevard)
- New 220 SF covered patio for outdoor seating
- Drive-through lane: 10 cars
    - Length: 170 linear feet from the entrance to the pick-up window
- Parking Spaces: 14 spaces
    - 11 spaces at 8915 Vossler Avenue
        - Includes one ADA and one electric vehicle (EV) charging station
    - Three spaces at 4816 Firestone Avenue
- Trash enclosure for waste, recycling, and compost
- Existing pole sign to be refaced
- Landscaping and other improvements

There is a 15-foot-wide public alley between the two northern properties along Firestone Boulevard and the southern property at 8915 Vossler Avenue. The alley will continue to be maintained by the City. It allows access to the southern parking lot and to the restaurant's drive-through lane.

Landscaping will be provided throughout the project site, including along the streets and in the parking lot. A trash enclosure is proposed on the east side of the southern lot next to the handicap parking space. An electric vehicle parking space is proposed in the southeastern corner.

BACKGROUND:

Site History and Environmental Setting
The overall site for development of the drive-through restaurant involves three lots: one developed lot and two lots used for parking. The developed lot (4816 Firestone Boulevard) at the northwestern portion of the site has a one-story, 3,680 SF commercial building built in 1928, which has been used as a restaurant. The property at 8915 Vossler Avenue has been used as a parking lot for the restaurant for decades and is the subject of this application.

The overall site is bounded by Firestone Boulevard to the north, Vossler Avenue to the east, residential uses to the south, and commercial uses to the west. The Azalea Shopping Center is located north of the site across Firestone Boulevard. The overall site is flat with paved sidewalks along the streets. An alley

traverses the site from the east to the west. Vegetation is minimal, limited to a few street trees along Vossler Avenue and a planter area at the northeastern corner. The southern parking lot has a planter area along Vossler Avenue, which has not been maintained. There are no sensitive habitats or protected species in the area. Wildlife consists of common urban birds and small mammals. There are no known historical, cultural, or scenic designations on the property.

Project Overview

Site Characteristics: The overall site measures approximately 186 feet from Firestone Boulevard to the southern property line, and 128 feet from Vossler Avenue to the western property line on the southern lot. The three lots are all rectangular-shaped with an alley traversing the project site. The subject site at 8915 Vossler measures 128.2 feet deep by 60 feet wide according to the County Assessor's map. Table 1 summarizes the subject site and Table 2 describes the surrounding land uses.

Table 1 – Property Data	
Lot Depth	128.2'
Lot Width	60'
Lot Area	7,692 SF (0.18 AC)

Surroundings: Surrounding properties include commercial uses along Firestone Boulevard and residential uses to the south. The Azalea shopping center is located to the north across Firestone Boulevard. Figure 1 shows an aerial photograph of the area. Figure 2 shows the zoning designations. Figure 3 shows the Corridor Transition Overlay.

Table 2 – Surrounding Land Uses		
	Zone	**Land Use**
North	RC	Commercial
East	UN	Commercial
South	NL	Residential
West	UN/NL	Commercial, Residential

Figure 1 – Aerial Photograph

Figure 2 – Current Zoning Map

Figure 3 – Current Overlay District

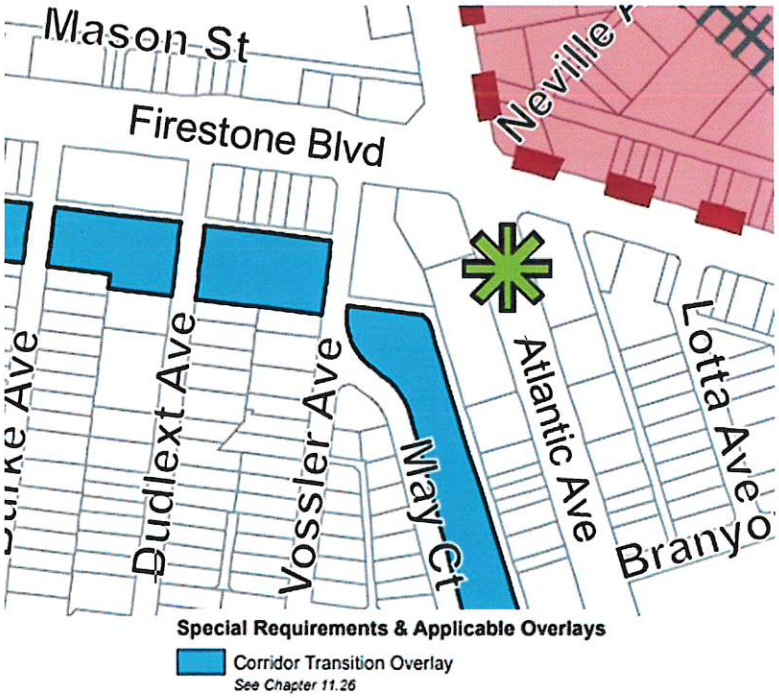

ANALYSIS:

Zone Change (ZC No. 25-01) and General Plan Amendment (GPA No. 25-01)
The applicant proposes a Zone Change to change the zone from NL to UN and remove the Corridor Transition Overlay, and a General Plan Amendment to change the land use designation from Medium Density Residential to Commercial for the property at 8915 Vossler Avenue. The UN zoning district will be consistent with the zoning for the restaurant properties (4816 and 4820 Firestone Boulevard) as well as other properties along the south side of Firestone Boulevard, which are also zoned UN. On January 20, 2026, the Planning Commission recommended to the City Council approval of the Zone Change and General Plan Amendment. The Planning Commission included a condition of approval requiring the lot at 8915 Vossler Avenue to be linked in perpetuity to the northern lots to prevent it from being sold separately, potentially eliminating much of the parking.

The proposed Zone Change and General Plan Amendment are appropriate as the property at 8915 Vossler Avenue has historically been used as a parking lot serving adjacent commercial uses. In addition, the proposed UN zoning designation permits residential development at densities of up to 40 dwelling units per acre, compared to the 9-16 dwelling units per acre allowed under the Medium Density Residential land use designation. Accordingly, the Zone Change is consistent with the City's Housing Element and would not result in a loss of housing opportunity; rather, it would facilitate the potential for increased residential development. The Zone Change and General Plan Amendment are summarized in Tables 4 and 5, respectively.

Table 4 – Zoning Summary

Address	Current Zoning	Proposed	Comment
4816 Firestone Blvd.	UN	UN	No change
4820 Firestone Blvd.	UN	UN	No change
8915 Vossler Ave.	NL	UN	Changed to UN; Corridor Transition Overlay removed

Table 5 – General Plan Land Use Designation Summary

Address	Current Land Use Designation	Proposed Land Use Designation	Comment
4816 Firestone Blvd.	Commercial	Commercial	No change
4820 Firestone Blvd.	Commercial	Commercial	No change
8915 Vossler Ave.	Medium Density Residential (9-16 du/ac)	Commercial	Residential units allowed in UN zone

Conclusion
The proposed Zone Change and General Plan Amendment will be consistent with existing and proposed uses in the area and it is recommended that the City Council approve the request and adopt the proposed resolution and ordinance (Attachments 1 and 2).

ATTACHMENTS:

1. Resolution No. 2026-__
2. Ordinance No. 2026-__
3. Planning Commission Resolution No. 2026-01 (Executed)
4. Findings Supporting a Categorical Exemption
5. Applicant's Correspondences
    a. Letter dated January 15, 2026
    b. Supplement Form – CUP
    c. Supplement Form – Zone Change/General Plan Amendment
    d. Environmental Information Form
    e. Bus Routes
    f. Traffic Letter dated September 3, 2025, without attachments
6. ALTA Survey
7. Proposed Plans
8. Proposed Zone Change and General Plan Amendment

RESOLUTION NO._____

A RESOLUTION OF THE CITY COUNCIL OF THE CITY OF SOUTH GATE, STATE OF CALIFORNIA, ADOPTING GENERAL PLAN AMENDMENT NO. 25-01 AMENDING THE LAND USE DESIGNATION OF THE COMMUNITY DEVELOPMENT ELEMENT FROM MEDIUM DENSITY RESIDENTIAL TO COMMERCIAL FOR A PROPERTY LOCATED AT 8915 VOSSLER AVENUE, AND DETERMINING THE ACTION IS EXEMPT FROM THE CALIFORNIA ENVIRONMENTAL QUALITY ACT (PL 25-0058)

WHEREAS, on January 30, 2025, the Community Development Department received an application from Pedram Shokati of Shokati Architects ("Applicant"), on behalf of 4816 Firestone, LLC ("Property Owner"), represented by David Ghermezian, requesting approval of: a Site Plan and Design Review (PL No. 25-0058) for development of a site greater than 15,000 square feet (SF) where two or more parcels are proposed to be consolidated for development; a Conditional Use Permit (CUP No. 25-01) for a drive-through restaurant subject to South Gate Municipal Code (SGMC) Sections 11.40.220 and 11.22.090(D); a Zone Change (ZC No. 25-01) to change the zone from Neighborhood Low (NL) to Urban Neighborhood (UN), and remove the Corridor Transition Overlay for the property at 8915 Vossler Avenue; and a General Plan Amendment (GPA No. 25-01) to change the land use designation from Medium Density Residential to Commercial for the property at 8915 Vossler Avenue (see Attachment "A") described herein ("Application"); and

WHEREAS, the Application pertains to the development of a new 1,700 SF restaurant building with a drive-through lane and a walk-up window located on the northern two lots (4816 and 4820 Firestone Boulevard), 14 parking spaces, including one Americans with Disabilities Act (ADA) space and one electric vehicle (EV) charging station, trash enclosure, signage, landscaping, and other improvements. The applicant is actively seeking a prospective tenant for the restaurant building. The overall project site is 18,274 square feet (0.42 acre) and includes Los Angeles County Assessor's Parcel Numbers 6222-011-015, 6222-011-037, 6222-011-017, more commonly known as 4816 and 4820 Firestone Boulevard, and 8915 Vossler Avenue, South Gate, California. GPA No. 25-01 affects the property at 8915 Vossler Avenue ("Property"); and

WHEREAS, pursuant to SGMC Section 11.50.050, an amendment to the zoning map and General Plan land use map must be considered by the Planning Commission before being adopted by the City Council for final review; and

WHEREAS, on January 20, 2026, the Planning Commission held a regular public hearing to receive public testimony and other evidence regarding the Application, including without limitation, information provided to the Planning Commission by City staff and public testimony; and

WHEREAS, on January 20, 2026, the Planning Commission held a regular public hearing to receive public testimony and other evidence regarding the Application, and at the conclusion of said public hearing, the Planning Commission voted, 4-0, to approve PL No. 25-0058 and CUP No. 25-01, and recommended approval to the City Council of ZC No. 25-01 and GPA No. 25-01; and

WHEREAS, on January 29, 2026, notice of the City Council's public hearing on GPA No. 25-01 was published in compliance with State law in a local newspaper of general circulation, and a public notice was mailed to each property owner, occupant, and resident within a 1,000-foot radius of the project site, indicating the date and time of the public hearing in accordance with California Government Code 65091; and

WHEREAS, on February 24, 2026, the City Council held a duly noticed public hearing, opened the public hearing, and continued it to March 10, 2026; and

WHEREAS, on March 10, 2026, the City Council conducted a duly noticed continued public hearing at which all interested persons were afforded the opportunity to present evidence, testimony, and statements regarding the subject application; and

WHEREAS, the City Council has considered and duly received all oral and written evidence, testimony, and statements presented at the public hearing, and, being fully advised and informed with respect to the application, is prepared to take action thereon.

NOW, THEREFORE, THE CITY COUNCIL OF THE CITY OF SOUTH GATE, CALIFORNIA, HEREBY RESOLVES AS FOLLOWS:

SECTION 1. The City Council hereby finds that all of the facts set forth in the Recitals of this Resolution are true and correct, and are incorporated herein.

SECTION 2. The City Council determined that the facts of this matter are as follows:

1. The subject site has a Medium Density Residential General Plan designation.
2. The intent of the new Commercial designation is to keep the land use designation of the property at 8915 Vossler Avenue consistent with the adjacent properties at 4816 and 4820 Firestone Boulevard, in which a project has been approved.
3. GPA No. 25-01 is consistent with ZC No. 25-01, which changes the zone from NL to UN.
4. The application is compatible with surrounding uses and will not adversely affect the public welfare and comply with the South Gate Municipal Code, the General Plan, and all applicable State and federal laws.
5. The project will not have an adverse effect, either individually or cumulatively, on wildlife resources or the habitat upon which wildlife depends.

SECTION 3. The City Council reviewed the project's environmental impacts under the California Environmental Quality Act (California Public Resources Code Section 21000, et seq., "CEQA") and the regulations promulgated thereunder (14 California Code of Regulations Section 15000, et seq., the "CEQA Guidelines") and finds the project to be exempt under a Class 3 Categorical Exemption pursuant to section 15303 (New Construction or Conversion of Small Structures) of the CEQA Guidelines (Title 14, Chapter 3 of the California Code of Regulations). Further, no exceptions to the exemption apply; there is no reasonable possibility that the activity will have a significant effect on the environment due to unusual circumstances. The Project will not cause a significant effect on the environment and is, therefore, categorically exempt from the

requirement for the preparation of environmental documents under CEQA.

SECTION 4. The City Council concurs with the Planning Commission's recommendation to replace the land use designation for the subject site from Medium Density Residential to Commercial. The City Council of the City of South Gate hereby approves GPA No. 25-01 (Attachment A) based on the following findings:

1. GPA No. 25-01 is consistent with the goals and objectives of the City's General Plan; and
2. GPA No. 25-01 complies with all applicable requirements of State law and the City's Municipal Code; and
3. The adoption of GPA No. 25-01 will not adversely affect the City's comprehensive General Plan.

SECTION 5. The City Clerk shall certify the adoption of this Resolution which shall be effective upon its adoption.

PASSED, APPROVED, and **ADOPTED** on this **10th** day of **March 2026**.

CITY OF SOUTH GATE:

By: _____
Joshua Barron, Mayor

ATTEST:

By: _____
Yodit Glaze, City Clerk
(SEAL)

APPROVED AS TO FORM:

DRAFT

By: _____
Raúl F. Salinas, City Attorney

Attachment "A"
General Plan Land Use Map

Address	Current Land Use Designation	Proposed Land Use Designation	Comment
8915 Vossler Ave.	Medium Density Residential (9-16 du/ac)	Commercial	Residential units still allowed in UN zone

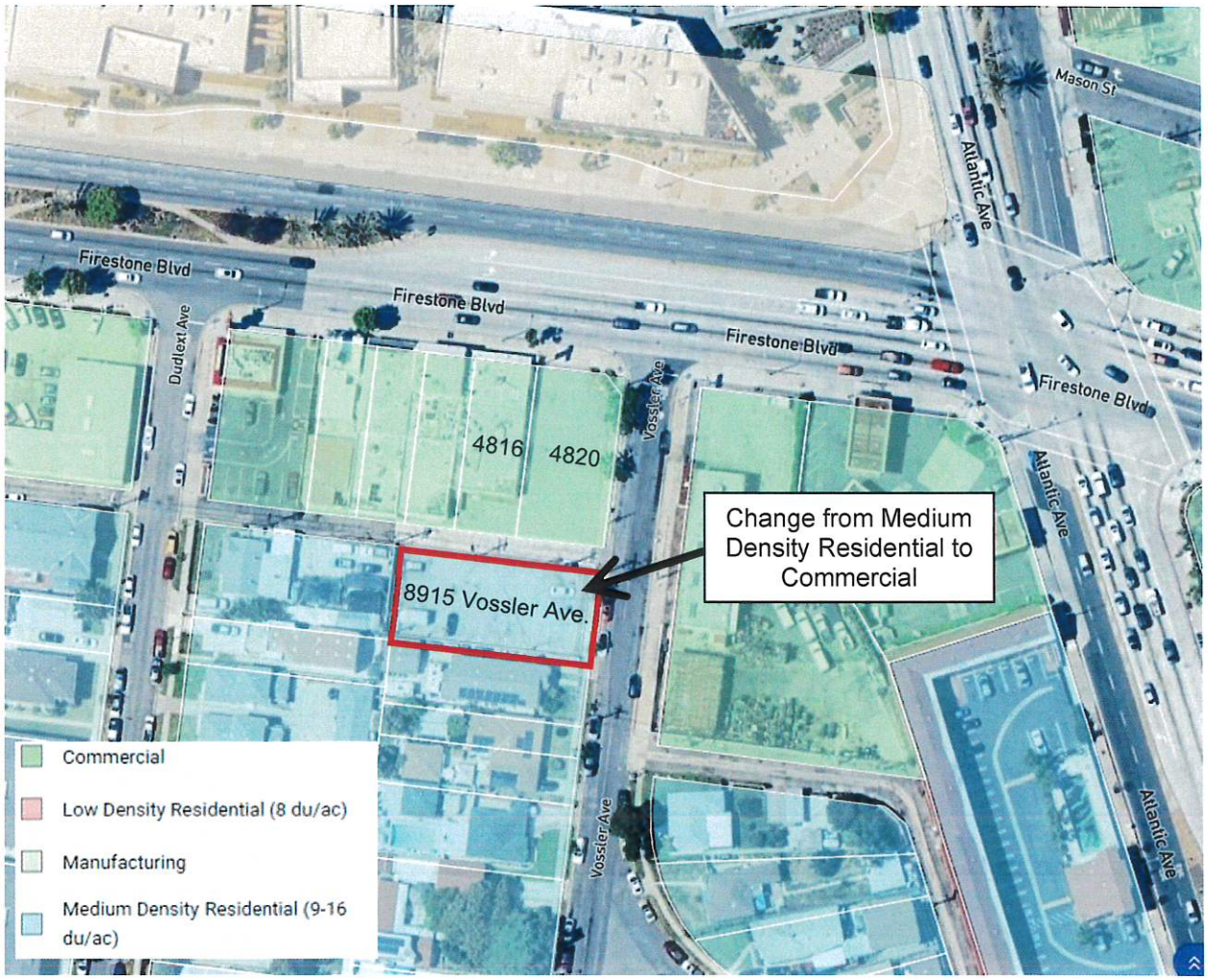

ORDINANCE NO._____

AN ORDINANCE OF THE CITY COUNCIL OF THE CITY OF SOUTH GATE, STATE OF CALIFORNIA, ADOPTING ZONE CHANGE NO. 25-01 AMENDING THE ZONING DESIGNATION AT 8915 VOSSLER AVENUE FROM NL (NEIGHBORHOOD LOW) TO UN (URBAN NEIGHBORHOOD), AND DETERMINING THE ACTION IS EXEMPT FROM THE CALIFORNIA ENVIRONMENTAL QUALITY ACT (PL 25-0058)

WHEREAS, on January 30, 2025, the Community Development Department received an application from Pedram Shokati of Shokati Architects ("Applicant"), on behalf of 4816 Firestone, LLC ("Property Owner"), represented by David Ghermezian, requesting approval of: a Site Plan and Design Review (PL No. 25-0058) for development of a site greater than 15,000 square feet (SF) where two or more parcels are proposed to be consolidated for development; a Conditional Use Permit (CUP No. 25-01) for a drive-through restaurant subject to South Gate Municipal Code (SGMC) Sections 11.40.220 and 11.22.090(D); a Zone Change (ZC No. 25-01) to change the zone from Neighborhood Low (NL) to Urban Neighborhood (UN), and remove the Corridor Transition Overlay for the property at 8915 Vossler Avenue (see Attachment "A"); and a General Plan Amendment (GPA No. 25-01) to change the land use designation from Medium Density Residential to Commercial for the property at 8915 Vossler Avenue described herein ("Application"); and

WHEREAS, the Application pertains to the development of a new 1,700 SF restaurant building with a drive-through lane and a walk-up window located on the northern two lots (4816 and 4820 Firestone Boulevard), 14 parking spaces, including one Americans with Disabilities Act (ADA) space and one electric vehicle (EV) charging station, trash enclosure, signage, landscaping, and other improvements. The applicant is actively seeking a prospective tenant for the restaurant building. The overall project site is 18,274 square feet (0.42 acre) and includes Los Angeles County Assessor's Parcel Numbers (APNs) 6222-011-015, 6222-011-037, 6222-011-017, more commonly known as 4816 and 4820 Firestone Boulevard, and 8915 Vossler Avenue, South Gate, California. ZC No. 25-01 affects the property at 8915 Vossler Avenue ("Property"); and

WHEREAS, pursuant to SGMC Section 11.50.050, an amendment to the zoning map and General Plan land use map must be considered by the Planning Commission before being adopted by the City Council for final review; and

WHEREAS, on January 20, 2026, the Planning Commission held a regular public hearing to receive public testimony and other evidence regarding the Application, including without limitation, information provided to the Planning Commission by City staff and public testimony; and

WHEREAS, on January 20, 2026, the Planning Commission held a regular public hearing to receive public testimony and other evidence regarding the Application, and at the conclusion of said public hearing, the Planning Commission voted, 4-0, to approve PL No. 25-0058 and CUP No. 25-01, and recommended approval to the City Council of ZC No. 25-01 and GPA No. 25-01; and

WHEREAS, on January 29, 2026, notice of the City Council's public hearing on ZC No.

25-01 was published in compliance with State law in a local newspaper of general circulation, and a public notice was mailed to each property owner, occupant, and resident within a 1,000-foot radius of the project site, indicating the date and time of the public hearing in accordance with California Government Code 65091; and

WHEREAS, on February 24, 2026, the City Council held a duly noticed public hearing, opened the public hearing, and continued it to March 10, 2026; and

WHEREAS, on March 10, 2026, the City Council conducted a duly noticed continued public hearing at which all interested persons were afforded the opportunity to present evidence, testimony, and statements regarding the subject application; and

WHEREAS, the City Council has considered and duly received all oral and written evidence, testimony, and statements presented at the public hearing, and being fully advised and informed with respect to the application, is prepared to take action thereon.

NOW, THEREFORE, THE CITY COUNCIL OF THE CITY OF SOUTH GATE, CALIFORNIA, HEREBY ORDAINS AS FOLLOWS:

SECTION 1. Amend Title 11, Zoning, as follows:

Change zoning designation for the lot located at 8915 Vossler Avenue (APN 6222-011-017) from NL (Neighborhood Low) to UN (Urban Neighborhood), to allow the continued use of a commercial parking lot for an adjacent restaurant development located at 4816-4820 Firestone Boulevard (Attachment A). There will be no loss in housing opportunity as the UN zone allows for residential development at a higher density of up to 40 dwelling units per acre.

SECTION 2. This Ordinance shall take effect and be in force on the thirtieth (30th) day from and after its adoption.

SECTION 3. The City Council reviewed the project's environmental impacts under the California Environmental Quality Act (California Public Resources Code Section 21000, et seq., "CEQA") and the regulations promulgated thereunder (14 California Code of Regulations Section 15000, et seq., the "CEQA Guidelines") and finds the project to be exempt under a Class 3 Categorical Exemption pursuant to section 15303 (New Construction or Conversion of Small Structures) of the CEQA Guidelines (Title 14, Chapter 3 of the California Code of Regulations). Further, no exceptions to the exemption apply; there is no reasonable possibility that the activity will have a significant effect on the environment due to unusual circumstances. The Project will not cause a significant effect on the environment and is, therefore, categorically exempt from the requirement for the preparation of environmental documents under CEQA.

SECTION 4. The City Council concurs with the Planning Commission's recommendation to rezone the subject site from NL to UN.

SECTION 5. The City Clerk shall certify the passage and adoption of this Ordinance and shall cause this Ordinance to be published as required by law.

PASSED, APPROVED, and **ADOPTED** on this __th day of _____ **2026**.

CITY OF SOUTH GATE:

By: _____
Joshua Barron, Mayor

ATTEST:

By: _____
Yodit Glaze, City Clerk
(SEAL)

APPROVED AS TO FORM:

By: _____ DRAFT
Raúl F. Salinas, City Attorney

Attachment "A"
Zoning Map

Address	Current Zoning	Proposed Zoning	Comment
8915 Vossler Ave.	NL	UN	Corridor Transition Overlay removed

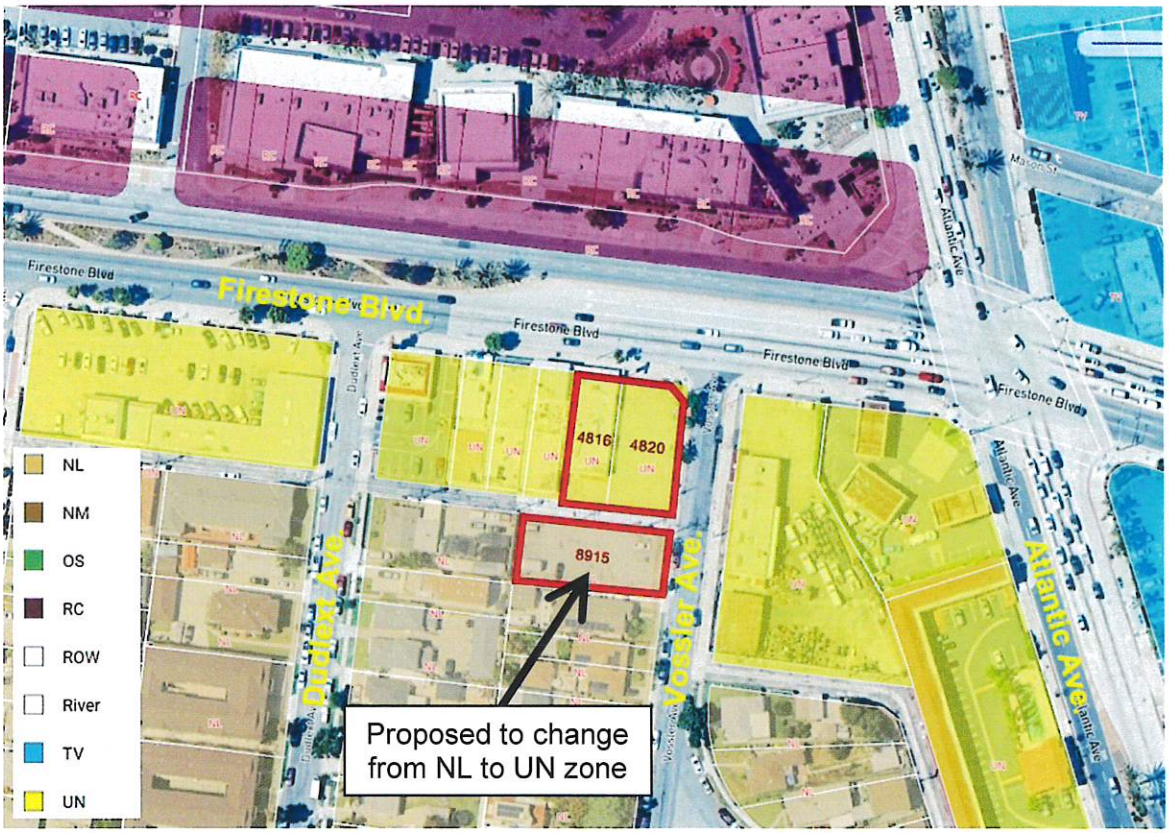

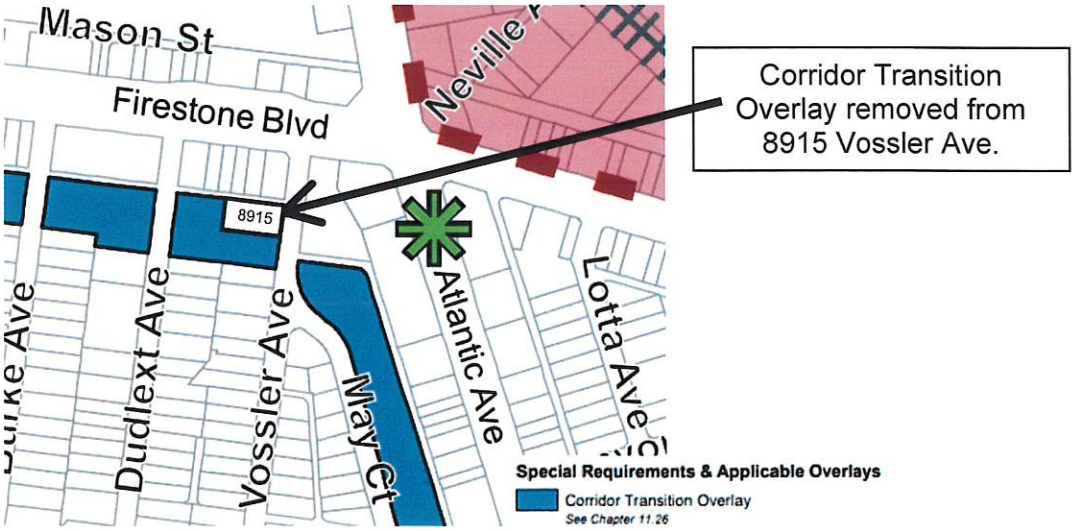

RESOLUTION NO. 2026-01

A RESOLUTION OF THE PLANNING COMMISSION OF THE CITY OF SOUTH GATE, APPROVING A SITE PLAN AND DESIGN REVIEW (PL NO. 25-0058) AND A CONDITIONAL USE PERMIT (CUP NO. 25-01) TO ALLOW A QUICK SERVICE RESTAURANT WITH A DRIVE-THROUGH AND OTHER IMPROVEMENTS, AND RECOMMENDING TO THE CITY COUNCIL APPROVAL OF A ZONE CHANGE (ZC NO. 25-01) AND A GENERAL PLAN AMENDMENT (GPA NO. 25-01) FOR PROPERTIES LOCATED AT 4816 AND 4820 FIRESTONE BOULEVARD, AND 8915 VOSSLER AVENUE, AND FINDING THE PROJECT CATEGORICALLY EXEMPT FROM THE CALIFORNIA ENVIRONMENTAL QUALITY ACT.

WHEREAS, Pedram Shokati of Shokati Architects ("Applicant"), on behalf of 4816 Firestone, LLC ("Property Owner"), represented by David Ghermezian, filed a complete application requesting approval of: a Site Plan and Design Review (PL No. 25-0058) for development of a site greater than 15,000 square feet (SF) where two or more parcels are proposed to be consolidated for development; a Conditional Use Permit (CUP No. 25-01) for a drive-through restaurant subject to South Gate Municipal Code (SGMC) Sections 11.40.220 and 11.22.090(D); a Zone Change (ZC No. 25-01) to change the zone from Neighborhood Low (NL) to Urban Neighborhood (UN), and remove the Corridor Transition Overlay for the property at 8915 Vossler Avenue; and a General Plan Amendment (GPA No. 25-01) to change the land use designation from Medium Density Residential to Commercial for the property at 8915 Vossler Avenue described herein ("Application"); and

WHEREAS, the Application pertains to the development of a new 1,700 SF restaurant building with a drive-through lane and a walk-up window located on the northern two lots (4816 and 4820 Firestone Boulevard), 14 parking spaces, including one Americans with Disabilities Act (ADA) space and one electric vehicle (EV) charging station, trash enclosure, signage, landscaping, and other improvements. The applicant is actively seeking a prospective tenant for the restaurant building. The project site is 18,274 square feet (0.42 acre) and includes Los Angeles County Assessor's Parcel Numbers 6222-011-015, 6222-011-037, 6222-011-017, more commonly known as 4816 and 4820 Firestone Boulevard, and 8915 Vossler Avenue, South Gate, California ("Property"); and

WHEREAS, pursuant to SGMC Section 11.51.060(A)(2), Design Review is required for all parcels of land 15,000 square feet or larger; pursuant to Section 11.51.080, all applications for land uses not permitted by right within a zone requires discretionary site plan review; and pursuant to Section 111.21.030, a CUP is required for a drive-through restaurant in the UN zone; and

WHEREAS, pursuant to SGMC Section 11.50.050, an amendment to the zoning map and General Plan land use map must be considered by the Planning Commission before being adopted by the City Council for final review; and

WHEREAS, Pursuant to South Gate Municipal Code Section 11.52.030, before a CUP may be granted, the Planning Commission shall make all of the following findings, as applicable to the property:

(a) Approval of the CUP is consistent with and will not adversely affect the intent and purpose of this title or the city's General Plan.

(b) The design and development of the land use and conditions of the CUP are compatible with the existing and future land uses of the applicable zone.

(c) Approval of the CUP would not result in detrimental impacts to adjacent properties or to the character or function of the neighborhood.

WHEREAS, notice of the Planning Commission's regular public hearing was published in compliance with State law in a local newspaper of general circulation on December 25, 2025. In addition, a public notice was mailed at least 10 days in advance of the hearing to each property owner, occupant, and resident within a 1,000-foot radius of the project site, indicating the date and time of the public hearing in accordance with California Government Code 65091; and

WHEREAS, on January 20, 2026, the Planning Commission held a regular public hearing to receive public testimony and other evidence regarding the Application, including without limitation, information provided to the Planning Commission by City staff and public testimony; and

WHEREAS, this Resolution and its findings are made based upon evidence presented to the Commission at its public hearing including, without limitation, the staff report submitted by the Community Development Department; and

WHEREAS, all legal prerequisites to the adoption of this Resolution have been met.

NOW, THEREFORE, THE PLANNING COMMISSION DOES HEREBY FIND, DETERMINE AND DECLARE AS FOLLOWS:

SECTION 1. All of the facts set forth in the recitals are true and correct and are incorporated herein by reference.

SECTION 2. Based upon substantial evidence presented to this Planning Commission during the public hearing conducted with regard to the Application, including written staff reports, verbal testimony, site plans, and Conditions of Approval ("Conditions") attached hereto as Exhibit "A," the Planning Commission hereby specifically finds as follows:

A. Approval of the CUP is consistent with and will not adversely affect the intent and purpose of this title or the city's General Plan ***in that the Community Design Element encourages the development of diverse and vibrant dining and entertainment options within designated commercial areas, which enhance the local economy and provide a range of services for residents and visitors.***

   Specifically, Objective CD 2.3, Policy P.4 specifies that "the City should encourage and promote retail and service-oriented uses that provide opportunities to bring community members together. Such uses include cafés, restaurants, farmers markets, and theaters." The addition of a drive-through will enhance customer experience and is expected to increase sales. Thus, the approval of this CUP is consistent with the goals of the City's General Plan.

B. The design and development of the land use and conditions of the CUP are compatible with the existing and future land uses of the applicable zone ***in the Property is located along Firestone Boulevard, a major thoroughfare in the City, and a drive through restaurant is compatible with existing and future land uses along Firestone Boulevard. The development will be compatible with the goals and policies of the General Plan by encouraging pedestrian and vehicular activity that is compatible with the surrounding land uses, which include commercial and retail establishments within the designated zone.***

The drive-through restaurant will not introduce a new incompatible land use or development impacts, as the area is already developed with existing drive-through restaurants. The conditions of the CUP will ensure that the drive-through restaurant is appropriately managed and will preserve compatibility with existing uses and future development consistent with the zoning district's objectives. Therefore, the project complies with the intent of the zoning regulations and the future land use goals of the area.

C. Approval of the CUP would not result in detrimental impacts to adjacent properties or to the character or function of the neighborhood *in that the drive-though lane will accommodate up to nine vehicles onsite behind a tenth vehicle at the drive-through window. The use will not introduce an incompatible activity that would negatively affect adjacent properties or the overall character of the neighborhood. The restaurant's operations are compatible with surrounding land uses, and the requested drive-through is consistent with the goals and policies of the General Plan.*

With recommended conditions of approval, the drive-through restaurant will be controlled to minimize any adverse impacts, and the overall function of the neighborhood—characterized by retail, commercial, and community-serving businesses—will remain intact. Therefore, the approval of this CUP will not disrupt the established character of the area or adversely affect neighboring properties.

SECTION 3. The Planning Commission reviewed the project's environmental impacts under the California Environmental Quality Act (California Public Resources Code Section 21000, et seq., "CEQA") and the regulations promulgated thereunder (14 California Code of Regulations Section 15000, et seq., the "CEQA Guidelines") and finds the project to be exempt under a Class 3 Categorical Exemption pursuant to section 15303 (New Construction or Conversion of Small Structures) of the CEQA Guidelines (Title 14, Chapter 3 of the California Code of Regulations). Further, no exceptions to the exemption apply; there is no reasonable possibility that the activity will have a significant effect on the environment due to unusual circumstances. The Project will not cause a significant effect on the environment and is, therefore, categorically exempt from the requirement for the preparation of environmental documents under CEQA.

SECTION 4. The Planning Commission hereby approves PL No. 25-0058 and CUP No. 25-01, and recommends approval to the City Council of ZC No. 25-01 and GPA No. 25-01, subject to the execution and fulfillment of Conditions of Approval set forth in Exhibit "A" attached to this Resolution.

John F. Signo, AICP
Planning Manager
Community Development Department

APPROVED:

Lizette Ruiz
Chairperson
City Planning Commission

STATE OF CALIFORNIA)

COUNTY OF LOS ANGELES) SS

CITY OF SOUTH GATE)

I, John F. Signo, AICP, Planning Manager of the City of South Gate, California, hereby certify that the whole number of Members of the Planning Commission of said City is five; that Resolution No. 2026-01 was adopted by the Planning Commission at its Regular Meeting held on January 20, 2026, by the following vote:

AYES: Castaneda, Valenzuela, Prieto, Ruiz

NOES:

APPROVED and ADOPTED this 20th day of January 2026.

John F. Signo, AICP
Planning Manager
Community Development Department

Exhibit "A" - Resolution No. 2026-01
CONDITIONS OF APPROVAL (PL No. 25-0058 and CUP No. 25-01)

Violation of, or noncompliance with, any of these conditions shall constitute grounds for revocation of this permit:

Planning Division

1. The permittee shall agree to defend, indemnify and hold harmless the City of South Gate, its agents, officers, and employees from any claim, action, or proceeding against the City of South Gate or its agents, officers or employees to attach, set aside, void or annul, an approval of the City of South Gate, its legislative body, advisory agencies, or administrative officers concerning the issuance of the permit to which these conditions are attached. The City of South Gate will promptly notify the permittee of any such claim, action, or proceeding against the City of South Gate and the permittee will either undertake the defense of the matter and pay the City's associated legal or other consultant costs or will advance funds to pay for the defense of the matter by the City Attorney. If the City of South Gate fails to promptly notify the permittee of any such claim, action, or proceeding or fails to cooperate fully in the defense, the permittee shall not, thereafter, be responsible for defending, indemnify or hold harmless the City of South Gate. Notwithstanding the foregoing, the City retains the right to settle or abandon the matter without the permittee's consent, but should it do so, the City shall waive the indemnification herein, except the City's decision to settle or abandon a matter following an adverse judgment or failure to appeal, shall not cause a waiver of the indemnification rights herein.

2. The proposed project shall comply with all Federal, State, County, and Local laws and ordinances that may apply to this permit, stated herein or not.

3. The proposed use shall be conducted, and the property be maintained in a clean, neat, quiet, and orderly manner at all times pursuant to South Gate Municipal Code Section 5.08.020(A).

4. The approval of this permit, and the permit itself, shall expire if the entitlement is not exercised within one (1) year from the date of approval by the Planning Commission, unless an extension has been granted by the Planning Commission.

5. The permittee shall obtain the approvals, clearances, permits, and/or licenses required from City departments and outside agencies (i.e. County of Los Angeles Public Health Department, and California Department of Alcoholic Beverage Control) prior to the expiration of this entitlement.

6. Permittee shall obtain its City of South Gate Business License prior to commencing business operations.

7. Violation of, or noncompliance with, any of these conditions shall constitute grounds for revocation of this permit.

8. The applicant shall submit a sign plan for all proposed signage in compliance with applicable Zoning Code regulations. The sign plan shall be reviewed and approved by the Planning Commission prior to issuance of a building permit and installation of any signs.

9. Permittee shall agree to maintain (and/or cause its landlord to maintain, if the permittee is a tenant) the property and all related on-site improvements and landscaping thereon, including without limitation,

buildings, parking areas, lighting, signs, and walls in a first class condition and repair, free of rubbish, debris and other hazards to persons using the same, and in accordance with all applicable laws, rules, ordinances and regulations of all Federal, State, County and local bodies and agencies having jurisdiction, at permittee's sole cost and expense. Such maintenance and repair shall include, but not be limited to the following: (i) power washing, sweeping and the removal of trash and debris as soon as possible but at least within 24 hours; (ii) the care of all shrubbery, plantings and other landscaping in a healthy condition and replacement of diseased or dead plant material with new material at an age similar to the material being replaced; (iii) maintenance of all irrigation systems in properly operating condition; (iv) the removal of graffiti within 24 hours; and (v) the repair, replacement and restriping of asphalt or concrete paving using the same type of material originally installed, to the end that such paving at all times be kept in a level and smooth condition. This condition shall apply to the adjacent sidewalks, landscape planters, alley and parking lot behind the subject property.

10. Plant materials and irrigation design shall comply with the Model Water Efficient Landscape Ordinance (MWELO) referenced in SGMC Chapter 6.64 and Section 14.06.08.020. Trees shall be a minimum of 24" box. The landscape plan shall be subject to the review and approval of the Public Works Director pursuant to SGMC Section 5.33.040.5(a).

11. If the application for this permit, or any conditions of the permit, violate the Zoning Code or do not fulfill the intent of the Code, the Planning Commission shall, following a public hearing, be authorized to take the following actions:

    a. Revoke the permit, revoke and reissue the permit with new or modified conditions, or modify the conditions of the existing permit as may be appropriate under the circumstances.

    b. Impose, as a condition of the continuation, reinstatement, or reissuance of the permit, a requirement that the permittee reimburse the City for all costs and expenses reasonably incurred in investigating, identifying, and documenting the violation, and in processing information concerning the violation for presentation to the Planning Commission, and, upon any appeal, to the City Council.

    c. This permit shall be revocable if the exercises of rights granted by the permit are discontinued for 6 consecutive months. The use subject to the permit may not be resumed if the permit is revoked; a new permit, including processing and public notification, shall be required.

12. Design, colors, and materials of the building shall be in substantial conformance with the plans on file at the Community Development Department. The Community Development Department shall review the floor plan, which may include indoor seating for patrons. Major modifications to the building footprint, as determined by the Director, shall be subject to review and approval by the Planning Commission.*

13. The trash enclosure shall be roofed and screened with doors as shown on the site plan, and shall be painted to match the building.

14. The Community Development Director is authorized to make minor modifications to the approved preliminary plans or any of the conditions if such modifications achieve substantially the same results, as with strict compliance with said plans and conditions.

15. The Site Plan submitted to the City in connection with the City's Design Review process specifies a number and/or configuration of parking spaces that are inadequate under the City's current Zoning

*Added by the Planning Commission at the January 20, 2026, meeting.

Code. The City acknowledges that Assembly Bill (AB) 2097 allows for a reduced number of parking spaces. Permittee has applied for a Zone Change and General Plan Amendment which, if approved by the South Gate City Council, would cause the Site Plan to comply with the City's General Plan and Zoning Code. If the City Council fails to approve that Zone Change and General Plan Amendment, the Permittee shall revise the Site Plan and its redevelopment plan for the site to be in conformance with the Zoning Code, or find another solution satisfactory to the Community Development Director. In that event, the Director has the discretion to determine if further action by the Planning Commission is warranted.

16. Prior to the issuance of a building permit, a deed restriction shall be recorded against the southern lot (APN 6222-011-017), in a form acceptable to the City, prohibiting the separate conveyance, sale, or transfer of the lot independent of the restaurant lots (APN 6222-011-015 and 6222-011-037). The southern lot and the restaurant lot shall remain under common ownership in perpetuity.

17. A twelve-inch-wide curb shall be provided on the south side of the trash enclosure to allow space for passengers to exit a vehicle parked in the adjacent space.

18. The permittee shall agree in writing to all conditions contained herein.

Building & Safety

19. Applicant shall comply with all Americans with Disabilities Act (ADA) accessibility requirements.

20. Applicant shall provide and maintain ADA parking stall with path of travel clearly identified at all times.

21. Applicant shall obtain Fire Department approval.

22. Applicant must provide geotechnical and soils report.

23. Applicant must obtain Health Department approval.

24. All exterior common areas shall be properly illuminated.

25. Applicant shall obtain building permits for any new signage.

Code Enforcement

26. Obtain all required permits for signage, including temporary banners and window signs exceeding the 25% coverage limit. A-frame signs located within a parking lot area or sidewalk are not permitted.

27. Maintain all areas in a clean condition, free of litter, trash, and debris at all times.

28. Ensure that all garbage containers are kept inside designated trash enclosures and that these areas are maintained in a clean and orderly manner.

Police Department

29. The site shall be adequately secured. Management shall be properly trained in reviewing and retrieving security camera video if installed.

30. If a burglary alarm system is installed, it must be registered with the City and emergency contact information kept up to date.

Public Works

Prior to the issuance of Building and Public Works permit, the applicant shall abide by the following General Conditions of Approval:

General Design Parameters

31. All public works improvements shall be constructed in accordance with the latest edition of the APWA Standard Specifications for Public Works Construction ("Green Book"), latest edition and to the satisfaction of the City Engineer prior to the issuance of a Certificate of Use and Occupancy.

32. Prepare street improvements, grading, drainage, and utility plans showing all existing and proposed public works improvements and dry and wet utilities as outlined below. Said plans shall be prepared by a registered Civil Engineer on City approved title blocks.

33. All the drainage design criteria shall be per the Los Angeles Flood Control District and the APWA Standard Plans for Public Works Construction latest edition.

34. All the grading plans shall be designed to the requirements of the City of South Gate Department of Building and Safety.

35. Required studies for the development shall be prepared by the developer and submitted to the City for review and approval.

36. Comply with the requirements of the American Disability Act (ADA compliance) in regard to access ramps, sidewalks, driveway and any public access pathways.

Fees and Deposits

37. Developer shall deposit $5,000 with the City to cover the City's cost for review of predevelopment submittals such as preliminary plans, including traffic, civil, planning and environmental consultants, etc.

38. Provide an engineer's estimate for all public works improvements and pay all plan-check fees in accordance with the latest fee schedule prior to plan review.

39. The developer shall pay Road Mitigation fees in accordance with the latest fee schedule. Retail Development fee is calculated at $10/sq. ft. of new gross building area, unless otherwise exempt from the Road Mitigation Ordinance or waived by the City Council.

40. The developer shall pay Industrial Waste and Low Impact Development (LID) Plan Check fees. Review is completed by City's Environmental Consultant, John Hunter & Associates

41. Pay permit and inspection fees associated with this project in accordance with the latest Public Improvement Plan Check fee schedule at the time of permit issuance and inspection.

42. Coordinate all Public Works improvements inspection with the Public Works Department at least 48 hours prior to commencing work. Contact Louis Quezada at (323) 563-5814 to arrange for a Public Works Inspection.

43. Developer's contractors, subcontractors, and consultants working on this project must obtain and pay City Business License and permit fees.

44. Prior to the City's acceptance of the public improvements, developer shall submit a refundable deposit in the amount of $3,000, which will be refunded upon receipt of "Record Drawings" for all the required improvements on approved Mylar(s) AutoCAD files on a flash drive.

45. Comply with the City's Community Development Ordinance pertaining to construction debris recycling. Contact the Building & Safety Department to obtain a Construction & Demolition Debris Waste Reduction Recycling Plan forms.

46. Developer to contact the City's Waste Hauling Company (Universal Waste Systems Inc.) at (888) 728-0027 and obtain approval for the location of waste disposal container(s), including facilities for recycling.

47. Developer must comply with all applicable South Coast Air Quality Management District (AQMD) regulations, if applicable.

Street Improvements

48. Remove and reconstruct the damaged and uplifted sidewalk panels that are on either side of the tree located on Vossler Ave, between Firestone Boulevard and the alleyway, per ADA standards.

49. All existing driveways that are being replaced with new driveways on Firestone Boulevard will require new curb and gutter and full-width sidewalk to match existing.

50. Construct new driveways at least 5 feet away from any above-ground obstructions in the public right-of-way to the top of the driveway. Otherwise, the obstruction shall be relocated at the developer's expense. Ensure that each driveway provides proper pedestrian access across, in compliance with the Americans with Disabilities Act (ADA). The final layout and site driveway design shall be subject to the review and approval of the City Engineer.

51. Proposed new driveways will meet the classification of commercial driveways (Minimum width required is 26 feet).

52. The developer shall relocate and reinstall existing streetlights that are impacted by the proposed improvements, as needed.

53. Construct new tree wells per City standards and plant new 48-inch boxed street trees on Firestone Boulevard and Vossler Avenue. Install cast iron tree grates on tree wells. The species of any new street trees shall be in accordance with the Citywide Tree Master Plan. All tree wells shall be irrigated with dedicated irrigation line.

54. Proposed landscape shall be designed to incorporate water conservation techniques through application of xeriscape landscaping principles. Landscape plans to include low-water demanding plants with limited turf, efficient irrigation system and use of California native plants.

55. Any damages done to existing public improvements during construction shall be removed and replaced to original condition with the satisfaction of the City Engineer.

56. Any cross-flow drainage from the property over the sidewalks is not permitted. Construct parkway drains as required.

57. Where utility cuts on concrete are proposed, the entire concrete panel shall be removed and reconstructed.

58. Centerline ties, property corners and benchmark monuments shall be preserved in the public right of way. In the event that ties, property corners and benchmark monuments are disturbed or removed, a licensed surveyor shall re-establish, and file required corner record survey with the Los Angeles County Surveyors office. All recorded copies of the documents shall be submitted to the City along with the final set of as-built plans.

59. All pedestrian travel paths shall comply with ADA requirements in accordance with State and Federal requirements.

60. Paint property address on the curb, in front of the proposed development, to the City and Fire Departments satisfaction.

Grading and Drainage

61. Comply with all Federal, State, and local agency requirements pertaining to the Clean Water Act, which establishes regulations, set forth in the National Pollutant Discharge Elimination System (NPDES) Permit.

62. Comply with the City's Storm Water Management Ordinance. Provide and obtain approval of a site-specific Erosion Control Plan. Implement all NPDES requirements and Best Management Practices during and after construction.

63. Submit a Grading and Drainage plans prepared by a Registered Civil Engineer to the satisfaction of the Public Works Department and Building Division. Show all existing and proposed driveways, curb & gutter, sidewalks, street trees, tree wells, streetlights, street signs, power poles, fire hydrants, utility boxes, meters, curb drains, etc. on the plans.

64. Submit an Low Impact Development (LID) Plan, reports and calculations required to address storm water discharge and NPDES requirements by City's Environmental Consultant, John Hunter and Associates.

65. All on-site parking and circulation areas shall be paved as required by a pavement engineering or geotechnical report prepared by a Registered Civil Engineer, subject to the review and approval of the Public Works and Community Development Departments.

66. Grading plan will include geotechnical and geologist certification, stating that grading plan has been reviewed and found to be in conformance with the recommendations outlined in the soils and geological report.

67. Historical or existing storm water flow from adjacent lots must be received and directed by gravity to the street, a public drainage facility, or an approved drainage easement.

68. The developer is responsible for compliance with Fugitive Dust Regulations issued by the Air Quality Management District (AQMD). Dust control operations shall be performed by the developer at the time, location and in the amount required and as often as necessary to prevent the excavation or fill work, demolition operation, or other activities from producing dust in amounts harmful to people or causing a nuisance to persons living nearby or occupying buildings in the vicinity of the work.

Sanitary Sewer System

69. The developer shall submit an Industrial Waste Plan and calculations for review and approval. Secure required permits for the discharge, pretreatment, and handling process associated with the food-handling facility.

Potable Water System

70. All proposed improvements shall be served by adequately sized to accommodate the total domestic, landscape and fire flows. Developer shall conduct a Water System Capacity Study and provide a copy of the report to the City for review and approval. Developer to pay for all costs incurred for the review of the capacity study. If higher water consumption needs are determined, then the developer will be responsible for the design and upgrade the public potable water system to meet the new demands.

71. Coordinate with the City's Water Division regarding removal of existing water meter that will not be used by the development.

72. Existing water meter needs to be relocated or abandoned. Water meters are not allowed along driveways. The abandonment of water lateral shall be made at the water main.

73. Developer shall pay Water Development Impact Fees per the latest City Fee Schedule. Fee is dependent on water meter sizes. Development Water Impact fees are paid at the time of obtaining the building permit.

74. Relocation of any public water lines shall be subject to approval by the City Engineer. Pavement moratorium applies.

Traffic

75. The developer shall prepare a Traffic Memo signed and stamped by a registered Traffic/Civil Engineer addressing potential safety issues, trip generation, queuing analysis, line of sight, and internal circulation.

76. Internal circulation, particularly where there are deliveries or trash pick-ups should be shown accommodating the vehicles that will serve the development.

77. Clear unobstructed sight distance lines shall meet AASHTO guidelines and shall be shown on the improvement plans at driveways.

78. Upon completion of construction, the developer shall remove temporary construction markings (USA marking).

Utilities

79. Developer is responsible for research on private utility lines (Gas, Edison, Telephone, Cable, Irrigation, etc.) to ensure there are no conflicts with the site.

80. All existing on-site utility lines and existing utility lines serving the proposed development, that conflict with the project, shall be relocated, removed, or abandoned at the developer's expense to the satisfaction of the City Engineer. Pavement moratorium applies.

81. All onsite overhead utility servicing the development shall be placed underground. Any significant proposed utility underground vaults or meter shall be located away from the proposed driveways.

82. All proposed on-site sewer, water, and drainage facilities shall be private system(s) maintained by the property owner.

Use and Occupancy

83. Complete Public Works improvements prior to issuance of certificate of occupancy. Should any public improvements not completed prior to issuance of certificate of occupancy the developer shall enter into a development agreement and post the necessary securities in the amount approved by the City Engineer and in a form approved by the City Attorney. All public improvements shall be completed at the developer's cost.

84. Prior to the issuance of a release of Use and Occupancy, all the above conditions shall be complied with and all the improvements are in place.

4816 Firestone Boulevard Fast Food Restaurant with Drive Through Project

4816, 4820 Firestone Boulevard and 8915 Vossler Avenue, South Gate CA 90280
(APNs 6222-011-015, 6222-011-017, and 6222-011-037)

FINDINGS SUPPORTING A CATEGORICAL EXEMPTION

City of South Gate

LEAD AGENCY:
City of South Gate
Community Development Department
8650 California Avenue
South Gate, CA 90280
Contact: Rodrigo Pelayo rpelayo@sogate.org

APPLICANT:
4816 Firestone, LLC

PREPARED BY:
EcoTierra Consulting, Inc.
633 W. 5th Street, 26th Floor
Los Angeles, CA 90071

November 2025

TABLE OF CONTENTS

I. INTRODUCTION I-1

II. PROJECT DESCRIPTION II-1

III. CATEGORICAL EXEMPTION ANALYSIS III-1

I. INTRODUCTION

1. INTRODUCTION

The subject of this document is the proposed fast food restaurant with drive through (the "Project") at 4816 and 4820 Firestone Boulevard and 8915 Vossler Avenue (the "Project Site") in the City of South Gate (the "City"), California. The Project is described in further detail in Section II, Project Description. The City of South Gate Community Development Department is the Lead Agency under the California Environmental Quality Act ("CEQA").

2. PROJECT INFORMATION

Project Title: 4816 Firestone Boulevard Fast Food Restaurant with Drive Through Project

Project Applicant: 4816 Firestone, LLC

Project Location: 4816, 4820 Firestone Boulevard and 8915 Vossler Avenue
South Gate CA 90280
APNs 6222-011-015, 6222-011-017, and 6222-011-037

Lead Agency: City of South Gate, Community Development Department
8650 California Avenue
South Gate, CA 90280
Contact: Rodrigo Pelayo rpelayo@sogate.org

II. PROJECT DESCRIPTION

1. PROJECT SUMMARY

The Project includes demolition of the existing vacant commercial building and construction of an approximately 1,700-square foot fast-food restaurant with drive-through and walk-up service. The requested entitlements include a Zone Change and General Plan Amendment for the parcel at 8915 Vossler Avenue (APN 6222-011-015) from Neighborhood Low (NL) to Urban Neighborhood (UN), and removing the Corridor Transition Overlay, and from Medium Density Residential (9-16 du/ac) to Commercial for the General Plan land use designation. A Conditional Use Permit (CUP) is needed for a drive-through in the UN zone.

2. ENVIRONMENTAL SETTING

a) Project Location

The Project Site is located at 4816 and 4820 Firestone Boulevard and 8915 Vossler Avenue in the City of South Gate, California 90280 and consists of assessor parcel numbers (APNs) 6222-011-015, -017, and -37.

The Project Site is generally bounded by Firestone Boulevard to the north, Vossler Avenue to the east, residences to the south, and commercial and residential uses to the west. Regional access to the Project Site is available from Interstate 710 ("I-710"), approximately 0.69 mile to the east.

b) Existing Conditions

The approximately 18,274-square-foot site is developed with a vacant one-story commercial building comprising approximately 3,680 square feet, which would be demolished under the Project. The Project Site is zoned UN and NL and the southern portion (8915 Vossler Avenue) is within the Corridor Transition Overlay.

c) Surrounding Land Uses

The Project Site is located within an urbanized setting in the City of South Gate. The uses surrounding the Project Site include a mix of commercial uses along Firestone Boulevard and residential uses to the south along Vossler Avenue.

d) Project Overview

The Project includes demolition of the existing vacant commercial building and construction of an approximately 1,700-square-foot fast-food restaurant with drive-through and walk-up service. The Project would be accessed through one driveway from Firestone Boulevard, and two one-way

driveways from the existing alleyway bisecting the site. The alleyway would provide vehicular access to the U-shaped drive through lane to the north and to a parking area to the south of the alleyway.

The requested entitlements include a Zone Change Zone Change and General Plan Amendment for the parcel at 8915 Vossler Avenue (APN 6222-011-015) from Neighborhood Low (NL) to Urban Neighborhood (UN), and removing the Corridor Transition Overlay, and from Medium Density Residential (9-16 du/ac) to Commercial for the General Plan land use designation. A Conditional Use Permit (CUP) is needed for a drive-through in the UN zone.

The Project is proposed to be constructed over an approximately nine-month period. Construction phases will include demolition and site preparation, building construction, and finishing.

3. Requested Permits and Approvals

The list below includes the anticipated requests for approval of the Project. The entitlements, reviews, permits, and approvals required to implement the Project include, but are not necessarily limited to, the following:

(1) Zone Change from NL to UN and removal of the Corridor Transition Overlay for the parcel at 8915 Vossler Avenue (APN 6222-011-015);

(2) General Plan Amendment for the parcel at 8915 Vossler Avenue (APN 6222-011-015) from Medium Density Residential (9-16 du/ac) to Commercial;

(3) Conditional Use Permit (CUP) to allow a drive-through in the UN zone; and

(4) Other discretionary and ministerial permits and approvals that may be deemed necessary, including, but not limited to, temporary street closure permits, demolition permits, grading permits, excavation/shoring permits, building permits, and sign permits in order to execute and implement the Project.

4. Environmental Review

As demonstrated in the following Section III, Categorical Exemption Analysis, this Project has been determined to qualify under Class 3, New Construction or Conversion of Small Structures, which is a categorical exemption under CEQA.

III. CATEGORICAL EXEMPTION ANALYSIS

1. EXEMPTION

The Project qualifies for a Class 3 – New Construction or Conversion of Small Structures Categorical Exemption under the California Environmental Quality Act ("CEQA") (Public Resources Code, Sections 21000-21189.57) as set forth in Section 15303 of the *State CEQA Guidelines* (California Code of Regulations, Title 14, Chapter 3, Sections 15000-15387).

2. EXEMPTION RATIONALE

Article 19, Categorical Exemptions, of the *State CEQA Guidelines* (Sections 15300 – 15333) lists classes of projects which have been determined not to have a significant effect on the environment and which are exempt from the provisions of CEQA as required by Section 21084 of the Public Resources Code. This section provides an analysis demonstrating that the Project meets the conditions for a Class 3 Categorical Exemption and that none of the possible exceptions to a Categorical Exemption listed in Section 15300.2 of the *State CEQA Guidelines* is applicable to this Project. The specific language of the Class 3 Categorical Exemption and each possible exception is shown in italics below under their respective headings, which are followed by the Project analysis for each condition and exception.

3. PROJECT ANALYSIS OF CONDITIONS CONSISTENCY

a) Conditions of the Class 3 Categorical Exemption

[State CEQA Guidelines Section] 15303. New Construction or Conversion of Small Structures

Class 3 consists of construction and location of limited numbers of new, small facilities or structures; installation of small new equipment and facilities in small structures; and the conversion of existing small structures from one use to another where only minor modifications are made in the exterior of the structure. The numbers of structures described in this section are the maximum allowable on any legal parcel. Examples of this exemption include, but are not limited to:

(a) One single-family residence, or a second dwelling unit in a residential zone. In urbanized areas, up to three single-family residences may be constructed or converted under this exemption.

(b) A duplex or similar multi-family residential structure, totaling no more than four dwelling units. In urbanized areas, this exemption applies to apartments, duplexes and similar structures designed for not more than six dwelling units.

(c) A store, motel, office, restaurant or similar structure not involving the use of significant amounts of hazardous substances, and not exceeding 2500 square feet in floor area. In urbanized areas, the exemption also applies to up to four such commercial buildings not exceeding 10,000 square feet in floor area on sites zoned for such use if not involving the use of significant amounts of hazardous substances where all necessary public services and facilities are available and the surrounding area is not environmentally sensitive.

(d) Water main, sewage, electrical, gas, and other utility extensions, including street improvements, of reasonable length to serve such construction.

(e) Accessory (appurtenant) structures including garages, carports, patios, swimming pools, and fences.

(f) An accessory steam sterilization unit for the treatment of medical waste at a facility occupied by a medical waste generator, provided that the unit is installed and operated in accordance with the Medical Waste Management Act (Section 117600, et seq., of the Health and Safety Code) and accepts no offsite waste.

Discussion: As discussed in the Project Description above, the Project consists of the construction of an approximately 1,700-square foot fast-food restaurant with drive-through and walk-up service.

As quoted above, the CEQA Guidelines for a Class 3 Categorical Exemption includes the example of a restaurant not exceeding 2,500 square feet of floor area, or 10,000 square feet of floor area in urbanized areas. The Project would construct a restaurant smaller than both sizes referenced in the Class 3 examples, within an urbanized area. Therefore, given the size of the proposed restaurant, the Project fits within the definition of a small structure.

The Project Site is also within an urbanized area, and the Project would not require the use of significant amounts of hazardous substances. The Project Site is within an area where all public services and facilities are available.

With respect to environmentally sensitive areas, the Project Site is not within a designated or proposed Significant Ecological Area.[1] Furthermore, the Project Site is located within an urbanized and developed area, and the site is entirely developed and paved; the Project would not disturb any previously undisturbed or natural areas.

These findings demonstrate that the Project consists of the construction and location of limited numbers of new, small facilities or structures. The Project, therefore, meets the requirements of a Class 3 Categorical Exemption pursuant to CEQA Guidelines Section 15303.

---

[1] *Los Angeles County Department of Regional Planning, Planning & Zoning Information, GIS-NET Public online database, website: https://rpgis.isd.lacounty.gov/Html5Viewer/index.html?viewer=GISNET_Public.GIS-NET_Public, accessed October 2025.*

4. PROJECT ANALYSIS OF EXCEPTIONS

a) Exceptions to a Categorical Exemption

[State CEQA Guidelines Section] 15300.2. Exceptions

(a) Location. Classes 3, 4, 5, 6, and 11 are qualified by consideration of where the project is to be located – a project that is ordinarily insignificant in its impact on the environment may in a particularly sensitive environment be significant. Therefore, these classes are considered to apply all instances, except where the project may impact on an environmental resource of hazardous or critical concern where designated, precisely mapped, and officially adopted pursuant to law by federal, state, or local agencies.

(b) Cumulative Impact. All exemptions for these classes are inapplicable when the cumulative impact of successive projects of the same type in the same place, over time is significant.

(c) Significant Effect. A categorical exemption shall not be used for an activity where there is a reasonable possibility that the activity will have a significant effect on the environment due to unusual circumstances.

(d) Scenic Highways. A categorical exemption shall not be used for a project which may result in damage to scenic resources, including but not limited to, trees, historic buildings, rock outcroppings, or similar resources, within a highway officially designated as a state scenic highway. This does not apply to improvements which are required as mitigation by an adopted negative declaration or certified EIR.

(e) Hazardous Waste Sites. A categorical exemption shall not be used for a project located on a site which is included on any list compiled pursuant to Section 65962.5 of the Government Code.

(f) Historical Resources. A categorical exemption shall not be used for a project which may cause a substantial adverse change in the significance of a historical resource.

Exception (a): Location. Classes 3, 4, 5, 6, and 11 are qualified by consideration of where the project is to be located – a project that is ordinarily insignificant in its impact on the environment may in a particularly sensitive environment be significant. Therefore, these classes are considered to apply all instances, except where the project may impact on an environmental resource of hazardous or critical concern where designated, precisely mapped, and officially adopted pursuant to law by federal, state, or local agencies.

Discussion: According to the South Gate General Plan 2035, the City is entirely urbanized and has a diverse mix of land uses. The City primarily contains open space for outdoor recreation, provided by its City park and multiuse trail system and the nearby rivers, the Los Angeles River and the Rio Hondo Channel. There is also a small amount of open space for public health and

safety, such as flood zones or buffers from highways.[2] The Project Site and surrounding area are not within or near a designated Significant Ecological Area.[3]

The flat Project Site is currently entirely paved and developed with one building, previously used as a restaurant, driveways, and parking areas. As the Project Site is completely developed with structures and hardscaping within a heavily urbanized area of the City, the Project Site does not contain any habitat capable of sustaining any species identified as endangered, rare, or threatened. No such species or habitats are known to occur at the Project Site per local or regional plans by the California Department of Fish and Wildlife or U.S. Fish and Wildlife Service. Additionally, there are no known locally designated natural communities at the Project Site or in the immediate vicinity, nor is the Project Site located near undeveloped natural/undisturbed open space or a natural water source that may otherwise serve as habitat for state- or federally-listed species. Furthermore, the Project Site and its vicinity are not part of any draft or adopted Habitat Conservation Plan, Natural Community Conservation Plan, or other approved local, regional, or state habitat conservation plan.[4]

Therefore, Categorical Exemption Exception (a) is not applicable to the Project.

Exception (b): Cumulative Impact. All exemptions for these classes are inapplicable when the cumulative impact of successive projects of the same type in the same place, over time is significant.

Discussion: Cumulative impacts are two or more individual effects which, when considered together, are considerable or which compound or increase other environmental impacts (State CEQA Guidelines Section 15355). Cumulative impacts may be analyzed by considering a list of past, present, and probable future projects producing related or cumulative impacts (State CEQA Guidelines Section 15130[b][1][A]).

The Project involves redevelopment of a developed site by replacing an approximately 3,680 square-foot commercial building previously used as a restaurant with a new 1,700 square-foot building to be used as a fast food restaurant with drive through. There are no known or otherwise identifiable successive projects of the same type in the same place, over time, as the Project. In addition, any additional projects in the vicinity of the Project would be required to undergo further environmental reviews. Therefore, this exception would not apply to the Project.

---

2 South Gate General Plan 2035, Green City Element, December 2009.

3 *Los Angeles County Department of Regional Planning, Planning & Zoning Information, GIS-NET online database, website: https://rpgis.isd.lacounty.gov/Html5Viewer/index.html?viewer=GISNET_Public.GIS-NET_Public, accessed October 2025.*

4 *California Department of Fish and Wildlife, California Natural Community Conservation Plans, August 2023.*

Exception (c): Significant Effect. A categorical exemption shall not be used for an activity where there is a reasonable possibility that the activity will have a significant effect on the environment due to unusual circumstances.

Discussion: There are no unusual circumstances with the Project Site or the proposed Project that would create a reasonable possibility of significant effects to the environment. The Project would redevelop an urban site, completely paved and developed with an approximately 3,680 square-foot commercial building previously used as a restaurant, with a new 1,700 square-foot building to be used as a fast food restaurant with drive through. The Lead Agency has not determined an unusual circumstance is applicable to the Project. The Project Site has been developed and used as a restaurant previously, and the Project would modify the site to allow drive through service. The proposed land uses are consistent and compatible with the Project Site's setting; the Site's zoning designation is Urban Neighborhood (UN) on the parcels where the restaurant and drive through would be located. The Site's Neighborhood Low (NL) zoned parcel is proposed to be rezoned to UN, removing the Corridor Transition Overlay, and the General Plan designation amended from Medium Density Residential (9-16 du/ac) to Commercial to permit development and use of the site as surface parking area associated with the proposed restaurant. The Project includes a Conditional Use Permit (CUP) request to allow drive through operations associated with the restaurant. Therefore, as there are no unusual circumstances regarding the proposed Project or Project Site, Categorical Exemption Exception (c) is not applicable to the Project.

Exception (d): Scenic Highways. A categorical exemption shall not be used for a project which may result in damage to scenic resources, including but not limited to, trees, historic buildings, rock outcroppings, or similar resources, within a highway officially designated as a state scenic highway. This does not apply to improvements which are required as mitigation by an adopted negative declaration or certified EIR.

Discussion: The California Scenic Highway System indicates that no existing or proposed State scenic highways are located in the vicinity of the Project Site.[5] The nearest State-designated scenic highway to the Project Site is Topanga Canyon State Scenic Highway, which is located over 26 miles northwest of the Site.[6] Therefore, the Project would not result in substantial damage to scenic resources in a State scenic highway. The Project does not propose to alter any trees, historic buildings, rock outcroppings, or any other resources within any highway. Therefore, as the Project would not have an impact on scenic resources or historic buildings within a State scenic highway, Categorical Exemption Exception (d) is not applicable to the Project.

---

5 California Department of Transportation, California Scenic Highway Mapping System, List of eligible and officially designated State Scenic Highways, https://caltrans.maps.arcgis.com/apps/webappviewer/index.html?id=465dfd3d807c46cc8e8057116f1aacaa, accessed October 2025.

6 California Department of Transportation, California Scenic Highway Mapping System, List of eligible and officially designated State Scenic Highways, https://caltrans.maps.arcgis.com/apps/webappviewer/index.html?id=465dfd3d807c46cc8e8057116f1aacaa. Accessed October 2023.

Exception (e): Hazardous Waste Sites. A categorical exemption shall not be used for a project located on a site which is included on any list compiled pursuant to Section 65962.5 of the Government Code.

Discussion: California Government Code Section 65962.5 requires various State agencies to compile lists of hazardous waste disposal facilities, unauthorized releases from underground storage tanks, contaminated drinking water wells, and solid waste facilities where there is known migration of hazardous waste, and submit such information to the Secretary for Environmental Protection on at least an annual basis. A significant impact may occur if a project site is included on any of the above lists and poses an environmental hazard to surrounding sensitive uses.

According to California Department of Toxic Substances Control's ("DTSC") EnviroStor database,[7] SWRCB's GeoTracker database,[8] the Project Site is not identified on any of the lists compiled pursuant to Government Code Section 65962.5. Therefore, construction and operation of the Project would not pose an environmental hazard to surrounding sensitive uses or the environment in regard to siting the Project on a known hazardous waste site, and Categorical Exemption Exception (e) is not applicable to the Project.

Exception (f): Historical Resources. A categorical exemption shall not be used for a project which may cause a substantial adverse change in the significance of a historical resource.

Discussion: Section 15064.5 of the *State CEQA Guidelines* defines an historical resource as:

1. a resource listed in or determined to be eligible by the State Historical Resources Commission, for listing in the California Register of Historical Resources;
2. a resource listed in a local register of historical resources or identified as significant in an historical resource survey meeting certain state guidelines; or
3. an object, building, structure, site, area, place, record or manuscript which a lead agency determines to be significant in the architectural, engineering, scientific, economic, agricultural, educational, social, political, military, or cultural annals of California, provided that the lead agency's determination is supported by substantial evidence in light of the whole record.

A significant adverse effect would occur if a project were to adversely affect an historical resource meeting one of the above definitions. A substantial adverse change in the significance of a historic resource means demolition, destruction, relocation, or alteration of the resource or its immediate surroundings such that the significance of a historical resource would be materially impaired.

[7] *California Department of Toxic Substances Control, EnviroStor, website: http://www.envirostor.dtsc.ca.gov/public/, accessed October 2025.*

[8] *State Water Resources Control Board, GeoTracker, website: http://geotracker.waterboards.ca.gov, accessed October 2025.*

The Project Site is currently developed with one commercial building containing 3,680 square feet; development on the site began in 1927 and the existing building was present by 1958.[9] A search of the national and State Historic Register indicated that no historical resources are located within the Project Site or in the immediate area.[10, 11] The Project would be limited to the Project Site and will not affect any existing resources listed on the national or State Register or those identified as being eligible for listing on the national or State Register. Therefore, implementation of the Project would not result in a substantial adverse change to an historic resource. As such, Categorical Exemption Exception (f) is not applicable to the Project.

---

9 *Phase I Environmental Site Assessment Report, EFI Global Project No.: 045.00712, 4816-4820 Firestone Boulevard and 8915 Vossler Avenue, South Gate, California 90280, Date of Issuance: June 7, 2019.*

10 *U.S. Department of the Interior, National Park Service. National Register of Historic Places. https://www.nps.gov/maps/full.html?mapId=7ad17cc9-b808-4ff8-a2f9-a99909164466, accessed October 2025.*

11 *California Office of Historic Preservation. California Historical Resources Listed, https://ohp.parks.ca.gov/ListedResources/?view=county&criteria=19, accessed October 2025.*

5. CLASS 3 CATEGORICAL EXEMPTION CONCLUSION

As the Project meets the condition for a Class 3 Categorical Exemption under CEQA and none of the six exceptions are applicable, the Project therefore qualifies for a Categorical Exemption under CEQA. No further analysis is required.

DETERMINATION:

I find that the answers given above are adequately supported by the information sources cited following each question and that the effects of the Project are typical of those generated within that class of projects (*i.e.*, Class 3 – New Construction or Conversion of Small Structures) characterized as in-fill development meeting the conditions of Section 15303 of Title 14 of the California Code of Regulations. The Project will not cause a significant effect on the environment and is, therefore, categorically exempt from the requirement for the preparation of environmental documents under the California Environmental Quality Act.

Signature of City of South Gate Representative	November 25, 2025 Date
John F. Signo, AICP, Planning Manager Printed Name, Title	323-563-9569 Phone Number

SHOKATI
ARCHITECTS

949.466.2501
9850 Research Dr. Irvine, CA 92618
ShokatiArchitects.com

1/15/2026

Dear Mr. Rodrigo Pelayo,

I am writing this letter to describe the proposed new development of a generic QSR restaurant with a drive-through and walk-up window at 4816, 4820 Firestone Blvd. and 8915 Vossler Ave. in South Gate, CA 90280.

The subject property is located in the UN – Urban Neighborhood and NL – Neighborhood Low zones at the corner of Firestone Blvd and Vossler Ave. The property's total area is 18,274 square feet.

The existing site has a vacant restaurant building in the front lot and parking field on the side and in the back lot. The proposed project is for a generic Restaurant pad with a drive-through lane and related site improvements. The proposed restaurant does not include indoor dining and provides a drive-though and walk-up window. The drive-through lane can accommodate 9 cars with a length of more than 170 feet of stacking space from the pick-up window to the DT entrance.
The following are the details of the proposed project:

- Building size: 1,700 Sq Ft
- DT- lane: 10 Cars
- Parking Spaces: 14 Stalls, including one ADA and one EV charging station. Site is qualified under AB2097 for eliminating minimum parking requirement
- Trash enclosure for waste, recycling, and compost
- Refacing the existing pylon sign
- Landscaping

I am looking forward to working with you to ensure that the proposed project is implemented in a timely and efficient manner. I would be happy to answer any questions you may have about the project.

Thank you for your time and consideration.

Sincerely,
Pedram Shokati

Pedram Shokati

City of South Gate

Community Development Department
Planning Division

8650 California Avenue
South Gate, Ca 90280
Phone: (323) 563-9526

SUPPLEMENT FORM – CONDITIONAL USE PERMIT (CUP)

Finding of Facts

The following conditions and findings must be met before a **Conditional (Unclassified) Use Permit** can be granted. Please indicate how the proposed project meets these criteria (attach additional sheets as necessary):
(Yes or No responses are not acceptable)

1. Describe how the approval of the proposed Conditional Use Permit is consistent with and will not adversely affect the intent and purpose of this title or the city's general plan:
   The proposed new replacement restaurant's use is consistent with City's 2015 General Plan's goals of providing increased business opportunity, automotive access and pedestrian activity for sites on a major corridor such as this one. The project replaces the existing outdated restaurant building which has been vacant for over four years with a new aesthetically attractive building which will enhance the neighborhood and create a new business. The project provides automotive access with a drive through. Parking is provided for by the existing parking lot across alley to the south which will be re striped.
2. The design and development of the land use and conditions of the Conditional Use Permit are compatible with the existing and future land uses of the applicable zone:
   The proposed new replacement restaurant's use is consistent with City's 2015 Zoning for Urban Neighborhood goals of providing increased business opportunity, automotive access and pedestrian activity for sites on a major corridor such as this one. The project replaces the existing outdated restaurant building which has been vacant for over four years with a new aesthetically attractive building which will enhance the neighborhood and create a new business. The project provides automotive access with a drive thru and pedestrian activity with an outdoor patio area. Parking is provided for in the existing parking lot across alley to the south in Neighborhood Low zoning with corridor transition overlay.
3. Describe how the approval of the Conditional Use Permit would not result in detrimental impacts to adjacent properties or to the character or the function of the neighborhood:
   The proposed new replacement restaurant replaces the existing restaurant and retains the existing parking lot south across the alley. The new project will improve the character of the neighborhood with a aesthetically attractive building. The drive thru will provide convenient auto access to the restaurant which serves as an amenity to the neighborhood. The use therefore will not result in detrimental impacts to adjacent property of the character or function of the neighborhood.
4. The site is adequate in size and shape to accommodate the yards, walls, fences, parking and loading facilities, landscaping and other development features prescribed in the City of South Gate Zoning Ordinance, or as is otherwise required in order to integrate said use with the uses in the surrounding area; and
   The proposed new replacement restaurant building, drive through lane, and parking required fit on the site and make full use of the site. The parking lot is separated from the residential by an existing five feet plus (5' +) high zone wall. New landscaping will be provided to enhance the site.

City of South Gate

Community Development Department
Planning Division

8650 California Avenue
South Gate, Ca 90280
Phone: (323) 563-9526

SUPPLEMENT FORM – ZONE CHANGE / GENERAL PLAN AMENDMENT

Finding of Facts

The following conditions and findings must be met before a **Zone Change/General Plan Amendment** can be granted. Please indicate how the proposed project meets these criteria (attach additional sheets as necessary):
(Yes or No responses are not acceptable)

1. The following new conditions warrant a revision of the Zoning/General Plan land use designation as it pertains to the property(ies) or area under consideration:

The existing zoning designation does not support the full potential of the site for commercial use. The site consists of multiple parcels, with the front parcels along Firestone Blvd. zoned Urban Neighborhood (UN) and the rear parcel behind the alley zoned Neighborhood Low (NL) with a Corridor Transition Overlay.

To consolidate the parcels into a single cohesive development for a new restaurant with a drive-through lane and related site improvements, a zone change is required. The Corridor Transition Overlay Map supports such a reclassification, allowing for a more efficient and viable commercial project that aligns with the surrounding commercial developments along Firestone Blvd.

Additionally, the existing vacant restaurant structure is outdated, and the new project would revitalize the site by bringing in an updated, pedestrian-friendly, and aesthetically improved restaurant.

2. The reclassification of the area under consideration will be in the interest of the public necessity, health, safety and general welfare for the following reasons:

-The proposed zone change allows for the redevelopment of an underutilized commercial property, supporting economic growth and revitalization in the area.

-The new restaurant with a modern drive-through will provide enhanced services for the community while improving traffic flow compared to the existing vacant structure.

-The project will enhance pedestrian accessibility by including a walkable site design and improved landscaping.

-The site's updated design and aesthetic improvements will elevate the character of the area and contribute to public safety by increasing activity and visibility along the corridor.

-The drive-through component will provide convenient service while maintaining efficient on-site circulation and ensuring minimal traffic disruption to adjacent properties.
-The new development supports the City's economic goals by creating jobs and attracting new business activity in a prime commercial corridor.

3. The approval of this application will be consistent with the goals, policies, and objectives of the City's adopted General Plan:

The City of South Gate's 2015 General Plan emphasizes increased business opportunities, improved automotive access, and pedestrian-friendly commercial developments along major corridors. This project aligns with these objectives by replacing an outdated restaurant with a modern facility that integrates both pedestrian and vehicular accessibility.

The new development promotes the City's vision for mixed-use corridors by encouraging active commercial use in a strategic location.

The project aligns with the Urban Neighborhood and Corridor Transition Overlay zoning goals by enhancing commercial activity and maintaining compatibility with adjacent residential areas.

The site improvements, including landscaping, updated building design, and compliance with city design standards, will increase property values and contribute positively to the City's long-term urban development strategy.

City of South Gate
8650 California Avenue
South Gate, Ca 90280
Phone: (323) 563-9526

Community Development Department
Planning Division

ENVIRONMENTAL INFORMATION FORM

Date Filed: 05/12/2025

General Information

1. Name and address of developer or project sponsor: David Ghermezian, 310-801-8700 323 SAN VICENTE BLVD. #4, SANTA MONICA, CA 92402
2. Address of project: 4816 & 4820 Firestone Blvd. & 8915 Vossler Ave, South Gate, CA 90280
   Assessor's Block and Lot Number: 6222-011-015, 6222-011-037, 6222-011-017
3. Name, address, and telephone number of person to be contacted concerning this project:
   Pedram Shokati, Shokati Architects - 9850 Research Dr. Irvine CA 92618
   949-466-2501 pedram@ShokatiArchitects.com
4. Indicated number of the permit application for the project to which this form pertains: One
5. List and describe any other related permits and other public approvals required for this project, including those required by city, regional, state and federal agencies:
   Zone Change, Conditional Use Permit, Building Permit
6. Existing zoning district: URBAN MIXED USE ZONE: UN - URBAN NEIGHBORHOOD NL - NEIGHBORHOOD LOW with CORRIDOR TRANSITIOIN OVERLAY
7. Proposed use of site (Project for which this form is filed):
   New Restaurant with drive-through lane and related site improvements

Project Description

8. Site size 18,273 SQ. FT 0.4195 ACRES
9. Square footage 1,700 SF
10. Number of floors of construction ONE
11. Amount of off-street parking provided 14 STALLS, site is qualified under AB2097 for eliminating minimum parking requirement.
12. Attach plans
13. Proposed scheduling N/A
14. Associated projects NONE
15. Anticipated incremental development NONE
16. If residential, include the number of units, schedule of unit sizes, range of sale prices or rents, and type of household size expected N/A
17. If commercial, indicate the type, whether neighborhood, city or regionally oriented, square footage of sales area, and loading facilities Regional, 115 sf of sales area,
18. If industrial, indicate type, estimated employment per shirt, and loading facilities N/A
19. If institutional, indicate the major function, estimated employment per shift, estimated occupancy, loading facilities, and community benefits to be derived from the project N/A
20. If the project involves a variance, conditional use or rezoning application, state this and indicate clearly why the application is required (please attach additional forms if necessary)

Per zoning code table 11.21-3 CUP is required for restaurants with DT in UN zone.

Are the following items applicable to the project or its effects? Discuss below all items checked yes (attach additional sheets as necessary).

	YES	NO
21. Change in existing features of any bays, tidelands, beaches, or hills, or substantial alteration of ground contours	☐	☒
22. Change in scenic views or vistas from existing residential areas or public lands or roads	☐	☒
23. Change in pattern, scale or character of general area of project	☐	☒
24. Significant amounts of solid waste or litter	☐	☒
25. Change in dust, ash, smoke, fumes or odors in vicinity	☐	☒
26. Change in ocean, bay, lake, stream or ground water quality or quantity, or alteration of existing drainage patterns	☐	☒
27. Substantial change in existing noise or vibration levels in the vicinity	☐	☒
28. Site on filled land or on slope of 10 percent or more	☐	☒
29. Use of disposal of potentially hazardous materials, such as toxic substances, flammables or explosives	☐	☒
30. Substantial change in demand for municipal services (police, fire, water, sewage, etc).	☐	☒
31. Substantially increase fossil fuel consumption (electricity, oil, natural gas, etc).	☐	☒
32. Relationship to a larger project or series of projects	☐	☒

Environmental Setting

33. Describe the project site as it exists before the project, including information on topography, soil stability, plants and animals, and any cultural, historical or scenic aspects. Describe any existing structures on the site, and the use of the structures. Attach photographs of the site. Snapshots or polaroid photos will be accepted.

The project site as it exists today is a vacant restaurant building with approximate 3,680 sq.ft area at the corner of Firestone Blvd. and Vossler Ave. The project site consists of 3 lots along Firestone Blvd and 2 lots in the back with the alley separating them, please refer to the ALTA survey plan. The site is fairly flat and has a small area of landscaping at the corner of the intersection with one palm tree and the rest of the land is covered with asphalt with 37 parking spaces, including the lots in the back. The site doesn't have any significant cultural, historic or scenic aspects.

34. Describe the surrounding properties, including information on plant and animals and any cultural, historical or scenic aspects. Indicate the type of land use (residential, commercial, etc.), intensity of land use (one-family, apartment houses, shops, department stores, etc.), and scale of development (height, frontage, set-back, rear yard, etc.). Attach photographs of the vicinity. Snapshots or polaroid photos will be accepted.

The parcel on the west appears to be a two story vacant structure within the Urban Neighborhood zone, the building next to it also appears to be vacant, all the existing buildings within this block are set next to the sidewalk with zero setback. There are multiple QSR restaurants along Firestone with drive-through, including Dunkin Donuts, Starbucks and Los Alberts Fresh Mexican Food. The property on the east side across Vossler Ave. is a forklift sales, service and rental business next to a Shell gas station. The property on the south is in NL with corridor transition overlay that appears to be a residential building. The property on the north across Firestone Blvd. is a shopping center within Regional Commercial zone with multiple restaurants and retail stores.

Certification

I hereby certify that the statements furnished above and in the attached exhibits present the data and information required for this initial evaluation to the best of my ability, and that the facts, statements, and information presented are true and correct to the best of my knowledge and belief.

Date 05/12/2025 Signature Pedram Shokati

For Shokati Architects, Inc.

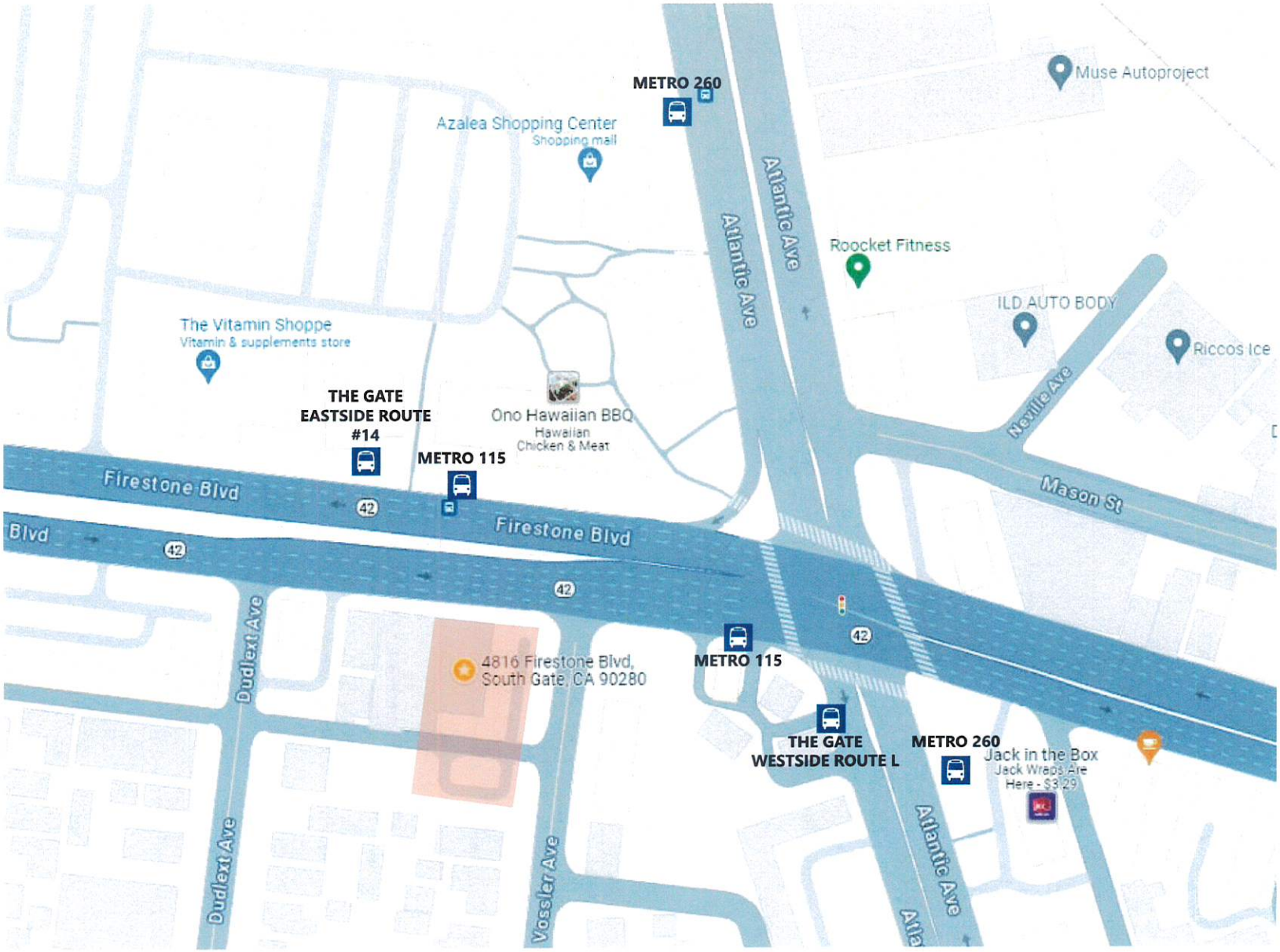

METRO 115 - Frequency of stops at every 10-15 minutes
METRO 260 - Frequency of Stops at every 20-30 minues
The Gate Eastside Route 14 - Frequency of 25 minutes between 6:00 am and 6:00 pm
The Gate Westtside Route L - Frequency of 25 minutes between 6:00 am and 6:00 pm

48

ENGINEERING, INC.

MAT Engineering, Inc.

www.matengineering.com
17192 Murphy Avenue #14902
Irvine, CA 92623
Ph: 949.344.1828

September 3, 2025

Mr. Jose Loera
CITY OF SOUTH GATE
8650 California Avenue
South Gate, CA 90280

Subject: 4816 Firestone Boulevard Fast Food With Drive Through Restaurant Project Trip Generation & VMT Analysis/Screening, City of South Gate, California

Dear Mr. Loera,

MAT Engineering, Inc. is pleased to submit this trip generation study and VMT screening for the proposed 4816 Firestone Boulevard Fast Food with Drive Through Restaurant Project in the City of South Gate.

A. Project Description & Location

The project site is located at 4816 Firestone Boulevard in the City of South Gate, California.

The project consists of displacing the existing uses on the site with one fast food with drive through restaurant.

The existing/previous uses on the project site consist of one high-turn sit-down restaurant with an area of 3,680 square feet.

The project consists of displacing the existing use with a fast food with drive through restaurant with a size of 1,700 square feet.

Exhibit A shows the project location. **Exhibit B** shows the proposed site plan.

B. Project Trip Generation

Trip generation represents the amount of trips attracted and produced by a land use.

The trip generation for the existing use and the proposed project is based upon the specific land uses that have been planned for this project and has been determined utilizing the Institute of Transportation Engineers (ITE) trip generation rates which is an industry standard for calculating trips associated with land uses.

Table 1 shows the trip ITE trip generation rates for the existing and also the proposed uses based on the ITE. **Attachment A** shows the ITE trip rates utilized in this analysis.

Table 1
ITE Trip Generation Rates

Land Use	ITE Code	Units	Peak Hour						Daily
			AM Peak Hour			PM Peak Hour			
			In	Out	Total	In	Out	Total	
High Turnover Sit-Down Restaurant	932	TSF	5.26	4.31	9.57	5.52	3.53	9.05	107.20
Fast Food With Drive Through	934	TSF	22.75	21.86	44.61	17.18	15.85	33.03	467.48

Notes:
Source: 2021 ITE 11th Edition Trip Generation Manual;
TSF = Thousand Square Feet.

Utilizing the ITE trip generation rates from **Table 1**, **Table 2** shows a summary of the trip generation for the existing land use which will be removed.

Table 2
Existing Land Use Trip Generation

Land Use	Quantity	Units	ITE Code	Peak Hour						Daily
				AM Peak Hour			PM Peak Hour			
				In	Out	Total	In	Out	Total	
High Turnover Sit-Down Restaurant	3.680	TSF	932	19	16	35	20	13	33	394
ITE Pass-by Adjustment (43% PM Peak Hour)				0	0	0	-9	-6	-15	-15
Total				**19**	**16**	**35**	**11**	**7**	**18**	**379**

Source:
Institute of Transportation Engineers (ITE) 2021 Trip Generation Manual (11th Edition) Source: 2021 ITE 11th Edition Trip Generation Manual.

As shown in **Table 2**, based on the ITE trip generation rates, the existing use on the project currently can generate approximately 379 daily trips which include approximately 35 AM peak hour trips and approximately 18 PM peak hour trips.

Utilizing the ITE trip generation rates from **Table 1**, **Table 3** shows a summary of the trip generation for the proposed land use.

Table 3
Proposed Land Use Trip Generation

Land Use	Quantity	Units	ITE Code	Peak Hour						Daily
				AM Peak Hour			PM Peak Hour			
				In	Out	Total	In	Out	Total	
Fast Food With Drive Through	1.888	TSF	934	39	37	76	29	27	56	795
ITE Pass-by Adjustment (49% AM Peak Hour & 50% PM Peak Hour)				-19	-18	-37	-14	-14	-28	-65
			Total	**20**	**19**	**39**	**15**	**13**	**28**	**730**

Source:
Institute of Transportation Engineers (ITE) 2021 Trip Generation Manual (11th Edition) Source: 2021 ITE 11th Edition Trip Generation Manual.

As shown in **Table 3**, based on the ITE trip generation rates, the proposed use is expected to generate approximately 730 daily trips which include approximately 39 AM peak hour trips and approximately 28 PM peak hour trips.

Table 4 shows a summary of the net trip generation for the proposed project and land use after accounting for the displaced existing land use.

Table 4
Project NET Trip Generation

Land Use	Peak Hour						Daily
	AM Peak Hour			PM Peak Hour			
	In	Out	Total	In	Out	Total	
Proposed Use	20	19	39	15	13	28	730
Existing Use	- 19	- 16	- 35	- 11	- 7	- 18	- 379
NET Total	**1**	**3**	**4**	**4**	**6**	**10**	**351**

As shown in **Table 4**, based on the ITE trip generation rates, after taking credit for the existing use, the proposed project is forecast to generate approximately 351 NET additional daily trips which include approximately 4 NET additional AM peak hour trips and approximately 10 NET additional PM peak hour trips.

Based on industry standards and the Los Angeles County traffic study requirements, typically, a full traffic study is required when a project generates more than 50 peak hour trips. Since the proposed project is expected to generate a low number of peak hour trips, MAT Engineering, Inc. proposes preparation of a trip generation memorandum for the project instead of a full traffic study.

The trip generation memorandum will disclose the project's trip generation based on the ITE trip generation rates and draw a conclusion that based on the low number of trips, the proposed project is expected to not result in an adverse level of service impact and operations on the surrounding roadway system.

C. Vehicle Miles Traveled (VMT) Analysis

In response to Senate Bill (SB) 743, the California Natural Resource Agency certified and adopted new CEQA Guidelines in December 2018 which now identify Vehicle Miles Traveled (VMT) as the most appropriate metric to evaluate a project's transportation impact under CEQA (§ 15064.3).

Effective July 1, 2020, the previous CEQA metric of LOS, typically measured in terms of automobile delay, roadway capacity and congestion, generally will no longer constitute a significant environmental impact.

Based on Section 3.1.2.1 of the County of Los Angeles traffic study requirements (July 23, 2020), retail projects with less than 50,000 square feet of area are screened out from requiring a full VMT analysis. A copy of the guidelines is contained in **Attachment B**.

Hence, the proposed project is expected to screen out for requiring a full VMT analysis and the project is forecast to have a less than significant VMT impact.

MAT Engineering Inc. appreciates the opportunity to provide this technical memorandum. If you have any questions, concerns, or comments, please contact us at 949-344-1828 or at@matengineering.com.

Respectfully submitted,

MAT ENGINEERING, INC.



Alex Tabrizi, PE, TE

President

Attachment 6
Agenda Bill 03/10/26

ALTA / NSPS LAND TITLE SURVEY MAP

0 8' 16' 32' 64'

SCALE:1"=16'

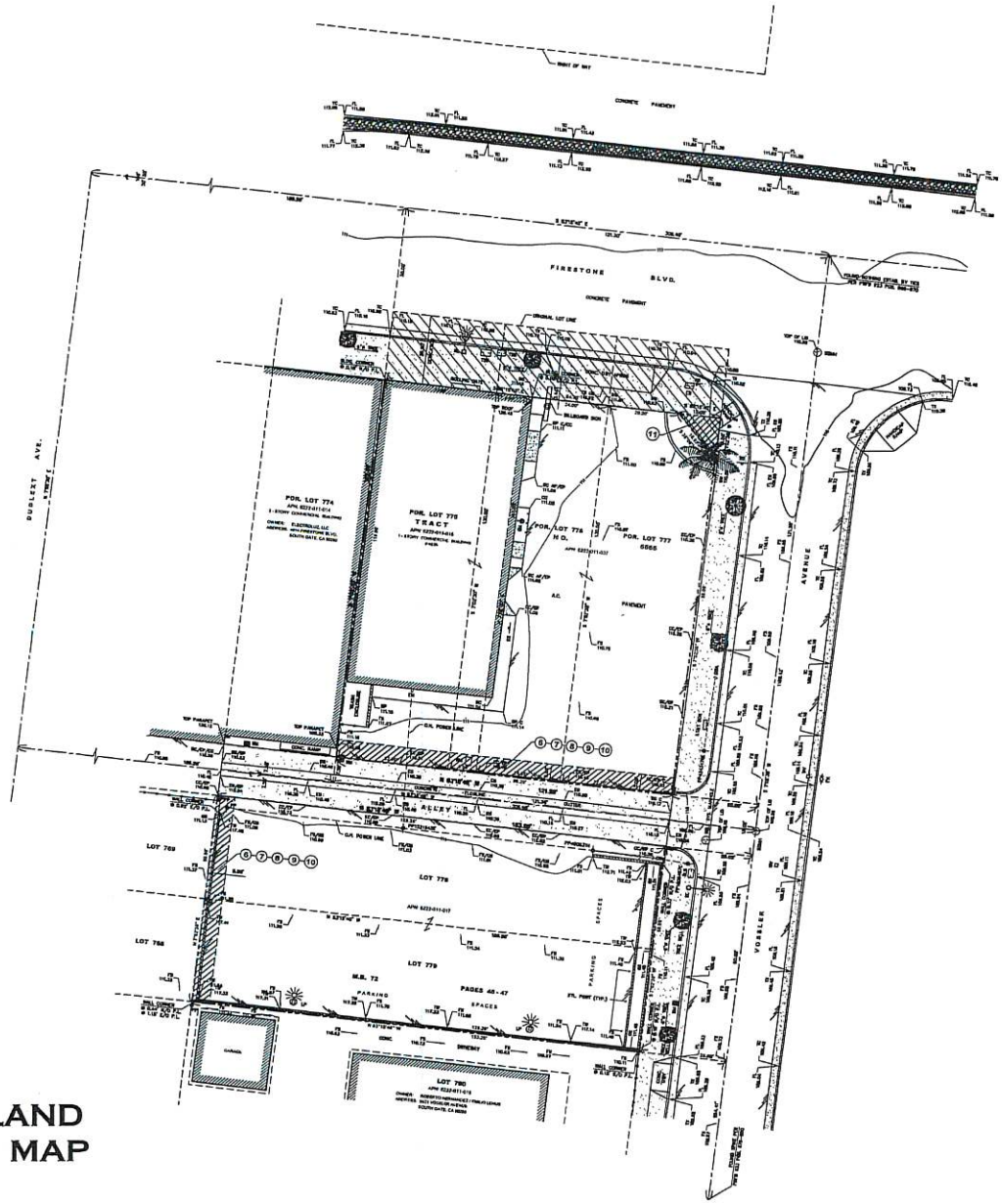

VICINITY MAP
NTS

LEGEND

	CENTER LINE
	PROPERTY LINE
	CHAIN-LINK FENCE
	WOOD FENCE
	WROUGHT IRON FENCE
	VINYL FENCE
	LOT LINE
G	GAS LINE
S	SEWER LINE
W	WATER LINE
T	OVER HEAD TELEPHONE CABLE
	WOOD RETAINING WALL
	CONCRETE WALL
	EDGE OF PAVEMENT
A.C.	ASPHALT CONCRETE
ACU	AIR CONDITIONING UNIT
C.C.	CONCRETE CEMENT
C.C.C.	CONCRETE CEMENT CURB
BFF	BUILDING FINISH FLOOR
BW	BACK OF WALK/BOTTOM WALL
CB	CATCH BASIN
CL	CENTERLINE
CLF	CHAIN LINK FENCE
CV	CONTROL VALVE
CW	COLDWATER LINE
DI	DRAINAGE INLET
DO	DRAINAGE OUTLET
DR	DOOR
DRWY	DRIVEWAY
DS	DOWNSPOUT
EB	ELECTRIC BOX
EP	EDGE OF PAVEMENT
ET	ELECTRIC TRANSFORMER
EV	ELECTRIC VAULT
FD	FLOOR DRAIN
FL	FLOW LINE
FH	FIRE HYDRANT
FNC	FENCE
FP	FLAGPOLE / FIRE PLACE
FS	FINISH SURFACE
FWV	FIRE WATER VALVE
GFF	GARAGE FINISH FLOOR
GM	GAS METER
GS	GROUND SHOT
GV	GAS VALVE/GATE VALVE
GWA	GUY WIRE ANCHOR
HC	HOUSE CORNER
HFF	HOUSE FINISH FLOOR
ICB	IRRIGATION CONTROL BOX
ICV	IRRIGATION CONTROL VALVE
LP	LIGHT POLE
MH	MANHOLE
MTL	METAL
PL	PROPERTY LINE
PP	POWER POLE
PB	PULL BOX
PM	PARKING METER
SDCB	STORM DRAIN CATCH BASIN
SDMH	STORM DRAIN MANHOLE
SSCO	SANITARY SEWAGE CLEANOUT
SS	STREET SIGN/STOP SIGN
SL	STREET LIGHT
SLB	STREET LIGHT BOX
TB	TOP OF BERM
TC	TOP OF CURB
TW	TOP OF WALL
TX	TOP OF "X"
UA	UNDERGROUND ACCESS
UB	UTILITY BOX
WB	WATER BIB
WM	WATER METER
WV	WATER VALVE
(100.00)	RECORD DISTANCE
100.00 (m)	MEASURED DISTANCE
100.00 (c)	CALCULATED DISTANCE
(C & M)	CALCULATED AND MEASURED

	POWER POLE
	GUY WIRE ANCHOR
	CATCH BASIN
	SSMH (SAN. SEWER MANHOLE) OR UTILITY MANHOLE
	TREE
	OAK TREE
	PINE TREE
	PALM TREE
	YUCCA TREE
	FIRE HYDRANT
	PP/ELECTROLIER
	VALVE (UTILITY)
	METER
	VERTICAL & HORIZONTAL CONTROL POINT

REVISIONS:

Ray Lombera & Associates, Inc.
Land Surveying Planning Land Development
135 S. JACKSON ST., STE. 202, GLENDALE, CALIFORNIA 91205
TEL. (323) 257-9771 FAX. (323) 257-9865 WWW.RAYLOMBERA.COM

LICENSED LAND SURVEYOR
RAYMUNDO A. LOMBERA
No. 7740
STATE OF CALIFORNIA
12-11-19

JOB ADDRESS:
4816, 4820 FIRESTONE BLVD.
8915 VOSSLER AVENUE
SOUTH GATE, CA 90280

REQUESTED BY:
DAVID GHERMEZIAN

CHECKED BY: R.L.
DRAWN BY: M.C.S.
DATE: DEC. 4, 2019
SCALE: 1"=16'-0"
SHEET NO. C-1
SHEET 1 OF 2

SCHEDULE B - SECTION B

AT THE DATE HEREOF EXCEPTIONS TO COVERAGE IN ADDITION TO THE PRINTED EXCEPTIONS AND EXCLUSIONS CONTAINED IN SAID POLICY FORM WOULD BE AS FOLLOWS:

1. THIS TRANSACTION MAY BE SUBJECT TO A FEDERAL REGULATION. INFORMATION NECESSARY TO COMPLY WITH THE FEDERAL REGULATION MUST BE PROVIDED PRIOR TO THE CLOSING. THIS TRANSACTION WILL NOT BE INSURED UNTIL THIS INFORMATION IS SUBMITTED, REVIEWED AND FOUND TO BE COMPLETE. THE FORM TO SUBMIT THE REQUIRED INFORMATION MAY BE OBTAINED BY CLICKING ON THIS LINK:

ALTA DISCLOSURE FORM

"BLANKET IN NATURE"

2. GENERAL AND SPECIAL TAXES FOR THE FISCAL YEAR 2019-2020, INCLUDING ANY ASSESSMENTS COLLECTED WITH CURRENT TAXES.

TOTAL AMOUNT:	$ 3,469.14
1ST INSTALLMENT:	$ 1,734.57, OPEN
PENALTY:	$ 173.45 (AFTER 12/10/2019)
2ND INSTALLMENT:	$ 1,734.57, OPEN
PENALTY:	$ 163.45 (AFTER 4/10/2020)
CODE AREA:	15186-CITY OF SOUTH GATE-72
PARCEL NO:	6222-011-015
EXEMPTION:	$ NONE SHOWN

"BLANKET IN NATURE"

3. GENERAL AND SPECIAL TAXES FOR THE FISCAL YEAR 2019-2020, INCLUDING ANY ASSESSMENTS COLLECTED WITH CURRENT TAXES.

TOTAL AMOUNT:	$ 985.04
1ST INSTALLMENT:	$ 492.52, OPEN
PENALTY:	$ 49.25 (AFTER 12/10/2019)
2ND INSTALLMENT:	$ 492.52, OPEN
PENALTY:	$ 59.25 (AFTER 4/10/2020)
CODE AREA:	15186-CITY OF SOUTH GATE-72
PARCEL NO:	6222-011-017
EXEMPTION:	$ NONE SHOWN

"BLANKET IN NATURE"

4. GENERAL AND SPECIAL TAXES FOR THE FISCAL YEAR 2019-2020, INCLUDING ANY ASSESSMENTS COLLECTED WITH CURRENT TAXES.

TOTAL AMOUNT:	$ 782.79
1ST INSTALLMENT:	$ 391.40, OPEN
PENALTY:	$ 39.14 (AFTER 12/10/2019)
2ND INSTALLMENT:	$ 391.39, OPEN
PENALTY:	$ 48.13 (AFTER 4/10/2020)
CODE AREA:	15186-CITY OF SOUTH GATE-72
PARCEL NO:	6222-011-037
EXEMPTION:	$ NONE SHOWN

"BLANKET IN NATURE"

5. THE LIEN OF FUTURE SUPPLEMENTAL TAXES, IF ANY, ASSESSED PURSUANT TO THE PROVISIONS OF SECTION 75, ET. SEQ. OF THE REVENUE AND TAXATION CODE OF THE STATE OF CALIFORNIA.

"BLANKET IN NATURE"

6. COVENANTS, CONDITIONS AND RESTRICTIONS IN AN INSTRUMENT RECORDED 3/7/1928 IN BOOK 7069, PAGE 398 OF OFFICIAL RECORDS, WHICH PROVIDE THAT A VIOLATION THEREOF SHALL NOT DEFEAT OR RENDER INVALID THE LIEN OF ANY MORTGAGE OR DEED OF TRUST MADE IN GOOD FAITH AND FOR VALUE, BUT OMITTING ANY COVENANTS OR RESTRICTIONS, IF ANY, BASED UPON RACE, COLOR, RELIGION, SEX, HANDICAP, FAMILIAL STATUS, OR NATIONAL ORIGIN UNLESS AND ONLY TO THE EXTENT THAT SAID COVENANT (A) IS EXEMPT UNDER CHAPTER 42, SECTION 3604 OF THE UNITED STATES CODE OR (B) RELATES TO HANDICAP BUT DOES NOT DISCRIMINATE AGAINST HANDICAPPED PERSONS.

"NOTE: SECTION 12955 OF THE GOVERNMENT CODE PROVIDE THE FOLLOWING: IF THIS DOCUMENT CONTAINS ANY RESTRICTION BASED ON RACE, COLOR, RELIGION, SEX, FAMILIAL STATUS, MARITAL STATUS, DISABILITY, NATIONAL ORIGIN, OR ANCESTRY, THAT RESTRICTION VIOLATES STATE AND FEDERAL FAIR HOUSING LAWS AND IS VOID, AND MAY BE REMOVED PURSUANT TO SECTION 12956 OF THE GOVERNMENT CODE. LAWFUL RESTRICTION UNDER STATE AND FEDERAL LAW ON THE AGE OF OCCUPANTS IN SENIOR HOUSING FOR OLDER PERSONS SHALL NOT BE CONSTRUED AS RESTRICTION BASED ON FAMILIAL STATUS."

SAID MATTER AFFECTS LOT 775.

"PLOTTABLE"

7. COVENANTS, CONDITIONS AND RESTRICTIONS IN AN INSTRUMENT RECORDED 8/21/1928 IN BOOK 7861, PAGE 373 OF OFFICIAL RECORDS, WHICH PROVIDE THAT A VIOLATION THEREOF SHALL NOT DEFEAT OR RENDER INVALID THE LIEN OF ANY MORTGAGE OR DEED OF TRUST MADE IN GOOD FAITH AND FOR VALUE, BUT OMITTING ANY COVENANTS OR RESTRICTIONS, IF ANY, BASED UPON RACE, COLOR, RELIGION, SEX, HANDICAP, FAMILIAL STATUS, OR NATIONAL ORIGIN UNLESS AND ONLY TO THE EXTENT THAT SAID COVENANT (A) IS EXEMPT UNDER CHAPTER 42, SECTION 3604 OF THE UNITED STATES CODE OR (B) RELATES TO HANDICAP BUT DOES NOT DISCRIMINATE AGAINST HANDICAPPED PERSONS.

"NOTE: SECTION 12955 OF THE GOVERNMENT CODE PROVIDE THE FOLLOWING: IF THIS DOCUMENT CONTAINS ANY RESTRICTION BASED ON RACE, COLOR, RELIGION, SEX, FAMILIAL STATUS, MARITAL STATUS, DISABILITY, NATIONAL ORIGIN, OR ANCESTRY, THAT RESTRICTION VIOLATES STATE AND FEDERAL FAIR HOUSING LAWS AND IS VOID, AND MAY BE REMOVED PURSUANT TO SECTION 12956 OF THE GOVERNMENT CODE. LAWFUL RESTRICTION UNDER STATE AND FEDERAL LAW ON THE AGE OF OCCUPANTS IN SENIOR HOUSING FOR OLDER PERSONS SHALL NOT BE CONSTRUED AS RESTRICTION BASED ON FAMILIAL STATUS."

AN EASEMENT AS SET FORTH IN THE ABOVE DOCUMENT

FOR : POLE LINE(S) AND INCIDENTAL PURPOSES
AFFECTS : LOT 776

"PLOTTABLE"

8. COVENANTS, CONDITIONS AND RESTRICTIONS IN AN INSTRUMENT RECORDED 8/21/1928 IN BOOK 7201, PAGE 48 OF OFFICIAL RECORDS, WHICH PROVIDE THAT A VIOLATION THEREOF SHALL NOT DEFEAT OR RENDER INVALID THE LIEN OF ANY MORTGAGE OR DEED OF TRUST MADE IN GOOD FAITH AND FOR VALUE, BUT OMITTING ANY COVENANTS OR RESTRICTIONS, IF ANY, BASED UPON RACE, COLOR, RELIGION, SEX, HANDICAP, FAMILIAL STATUS, OR NATIONAL ORIGIN UNLESS AND ONLY TO THE EXTENT THAT SAID COVENANT (A) IS EXEMPT UNDER CHAPTER 42, SECTION 3604 OF THE UNITED STATES CODE OR (B) RELATES TO HANDICAP BUT DOES NOT DISCRIMINATE AGAINST HANDICAPPED PERSONS.

"NOTE: SECTION 12955 OF THE GOVERNMENT CODE PROVIDE THE FOLLOWING: IF THIS DOCUMENT CONTAINS ANY RESTRICTION BASED ON RACE, COLOR, RELIGION, SEX, FAMILIAL STATUS, MARITAL STATUS, DISABILITY, NATIONAL ORIGIN, OR ANCESTRY, THAT RESTRICTION VIOLATES STATE AND FEDERAL FAIR HOUSING LAWS AND IS VOID, AND MAY BE REMOVED PURSUANT TO SECTION 12956 OF THE GOVERNMENT CODE. LAWFUL RESTRICTION UNDER STATE AND FEDERAL LAW ON THE AGE OF OCCUPANTS IN SENIOR HOUSING FOR OLDER PERSONS SHALL NOT BE CONSTRUED AS RESTRICTION BASED ON FAMILIAL STATUS."

AN EASEMENT AS SET FORTH IN THE ABOVE DOCUMENT

FOR : POLE LINE(S) AND INCIDENTAL PURPOSES
AFFECTS : LOT 777

"PLOTTABLE"

9. AN EASEMENT FOR PURPOSES HEREIN STATED, AND RIGHTS INCIDENTAL THERETO AS SET FORTH IN AN INSTRUMENT

RECORDED: IN BOOK 815, PAGE 271 OF OFFICIAL RECORDS
FOR: UTILITIES AND INCIDENTAL PURPOSES
AFFECTS: LOT 778 AND 779

"PLOTTABLE"

10. AN EASEMENT FOR PURPOSES HEREIN STATED, AND RIGHTS INCIDENTAL THERETO AS SET FORTH IN AN INSTRUMENT

RECORDED: IN BOOK 16779, PAGE 342 OF OFFICIAL RECORDS
FOR: POWER LINE(S) AND INCIDENTAL PURPOSES
AFFECTS: LOT 778 AND 779

"PLOTTABLE"

11. AN EASEMENT AS SET FORTH IN AN INSTRUMENT

RECORDED: 3/13/2011 AS INSTRUMENT NO. 2011-334598 OF OFFICIAL RECORDS
FOR: STREET AND INCIDENTAL PURPOSES
AFFECTS: THE LOCATION OF SAID EASEMENT IS SET FORTH THEREIN

"PLOTTABLE"

12. RIGHTS OF THE PUBLIC IN AND TO ANY PORTION OF SAID LAND LYING WITHIN ANY LAWFULLY ESTABLISHED STREETS, ROADS OR HIGHWAYS.

"BLANKET IN NATURE"

13. "NOTE: PLEASE BE ADVISED THAT OUR SEARCH DID NOT DISCLOSE ANY OPEN DEEDS OF TRUST OF RECORD. IF YOU SHOULD HAVE KNOWLEDGE OF ANY OUTSTANDING OBLIGATION, PLEASE CONTACT YOUR TITLE OFFICER IMMEDIATELY FOR FURTHER REVIEW".

"BLANKET IN NATURE"

14. PRIOR TO THE ISSUANCE OF ANY POLICY OF TITLE INSURANCE, THE FOLLOWING MUST BE FURNISHED TO THE COMPANY WITH RESPECT TO KENJO, A CALIFORNIA GENERAL PARTNERSHIP.

THIS COMPANY WILL REQUIRE EVIDENCE THAT A CERTIFIED COPY OF A "FILED" STATEMENT OF PARTNERSHIP AUTHORITY (FORM GP-1) WITH THE OFFICE OF SECRETARY OF STATE HAS BEEN RECORDED IN THE OFFICE OF THE COUNTY RECORDER, TOGETHER WITH A CURRENT LIST NAMING ALL MEMBERS OF SAID PARTNERSHIP.

THE COMPANY RESERVES THE RIGHT TO MAKE ADDITIONAL EXCEPTIONS AND/OR REQUIREMENTS UPON EXAMINATION OF ALL INSTRUMENTS SUBMITTED IN SATISFACTION OF THE FOREGOING REQUIREMENT(S).

"BLANKET IN NATURE"

15. THE EFFECT OF DOCUMENTS, PROCEEDINGS, LIENS, DECREES OR OTHER MATTERS WHICH DO NOT SPECIFICALLY DESCRIBE SAID LAND, BUT WHICH, IF ANY DO EXIST, MAY AFFECT THE TITLE OR IMPOSE LIENS OR ENCUMBRANCES THEREON. THE NAME SEARCH NECESSARY TO ASCERTAIN THE EXISTENCE OF SUCH MATTERS HAS NOT BEEN COMPLETED AND WILL REQUIRE A STATEMENT OF INFORMATION FROM ALL PARTIES INVOLVED IN THIS TRANSACTION.

"BLANKET IN NATURE"

BASIS OF BEARINGS:

THE BEARING S 83°15'40" E ON FIRESTONE AVENUE CENTERLINE AS SHOWN IN TRACT NO. 6666, M.B. 72 PAGES 45-47, WAS USED AS THE BASIS OF BEARING FOR THIS MAP.

BENCH MARK:

BENCH MARK NO:	PY7169
QUAD YEAR:	2005
ELEVATION:	112.802 FEET
DESCRIPTION:	L & BN IN S CB 600 MM (2 FT.) W/D BCR @ SW CORNER ANNETTA AVENUE AND FIRESTONE BLVD.

TOTAL LOT AREA:

LOT 775, 776 & 777	=	10,581.8254 SQ. FT.
LOT 778 & 779	=	7,691.6926 SQ. FT.
TOTAL AREA	=	18,273.7180 SQ. FT.
	=	0.4195 ACRES

PARCEL FLOOD ZONE REPORT

FLOOD ZONE TYPE: "X"
FEMA PANEL NO: 06037C1810F
EFFECTIVE DATE: 09/26/2008

ZONE:

URBAN MIXED-USED ZONES:

UN — URBAN NEIGHBORHOOD

RESIDENTIAL NEIGHBORHOOD ZONES:

NM — NEIGHBORHOOD MEDIUM

NOTE: REFERENCE — SOUTHGATE ZONING MAP 2015

REFERENCE:

PRELIMINARY TITLE REPORT

BY:	CALIFORNIA TITLE COMPANY 100 N. FIRST STREET SUITE #404 BURBANK, CA 91502
TITLE OFFICER:	MICHAEL CHEDIAK
ATTENTION:	RAUL ZUÑIGA
TITLE NO:	19-81234-RZ
ORDER NO:	410-1989313-18
EFFECTIVE DATE:	NOVEMBER 15, 2019

LEGAL DESCRIPTION:

THE LAND REFERRED TO IN IN THIS REPORT IS SITUATED IN THE COUNTY OF SOUTH GATE, THE COUNTY OF LOS ANGELES, STATE OF CALIFORNIA, AND IS DESCRIBED AS FOLLOWS:

LOTS 775, 776, 777, 778 AND 779, IN TRACT NO. 6666, IN THE CITY OF SOUTH GATE, AS PER MAP RECORDED IN BOOK 72, PAGES 45 TO 47 INCLUSIVE OF MAPS, IN THE OFFICE OF THE COUNTY RECORDER OF SAID COUNTY.

EXCEPT THE NORTH 20 FEET OF LOTS 775, 776 & 777.

ASSESSOR'S PARCEL NUMBER(S):
1. 6222-011-015
2. 6222-011-017
3. 6222-011-037

SURVEYOR'S CERTIFICATE:

TO KENJO, LLC, A CALIFORNIA GENERAL PARTNERSHIP AND CALIFORNIA TITLE COMPANY

THIS IS TO CERTIFY THAT THIS MAP OR PLAT AND THE SURVEY ON WHICH IT IS BASED WERE MADE IN ACCORDANCE WITH THE 2018 "MINIMUM STANDARD DETAIL REQUIREMENTS FOR ALTA/NSPS LAND TITLE SURVEYS," JOINTLY ESTABLISHED AND ADOPTED BY ALTA AND NSPS, AND INCLUDES ITEMS 2, 3, 4, 5, 13, 14 AND 19 OF TABLE A THEREOF. THE FIELD WORK WAS COMPLETED ON MAY 03, 2018.

DATE OF PLAT OR MAP: JUNE 13, 2019

RAY LOMBERA PLS 7740 12-11-19

REVISIONS:

Ray Lombera & Associates, Inc.
Land Surveying Planning Land Development
136 S. JACKSON ST., STE 202, GLENDALE, CALIFORNIA 91205
TEL (323) 257-9771 FAX (323) 257-8665 WWW.RAYLOMBERA.COM

12-11-19

JOB ADDRESS:
4816, 4820 FIRESTONE BLVD.
8915 VOSSLER AVENUE
SOUTH GATE, CA 90280

REQUESTED BY:
DAVID GHERMEZIAN

CHECKED BY:	R.L.
DRAWN BY:	M.C.S.
DATE:	DEC. 4, 2019
SCALE:	1"=15'-0"

SHEET NO.
C-2
SHEET 2 OF 2

SHOKATI
ARCHITECTS
949.466.2501
9850 Research Dr. Irvine, CA 92618
ShokatiArchitects.com

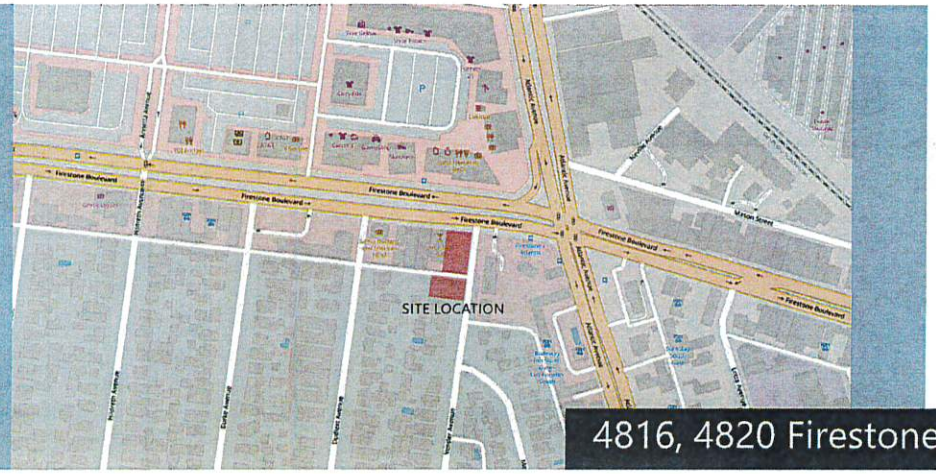

CONDITIONAL USE PERMIT DESIGN PACKAGE

CLIENT:

DAVID GHERMEZIAN
T: 310-801-8700
DGHERMEZIAN5@GMAIL.COM

ARCHITECT:

SHOKATI ARCHITECTS
9850 RESEARCH DR. IRVINE CA 92618
T: 949.466.2501
PEDRAM SHOKATI - PEDRAM@SHOKATIARCHITECTS.COM

4816, 4820 Firestone Blvd, South Gate, CA

SUBMITTAL DATE: 07-30-2024

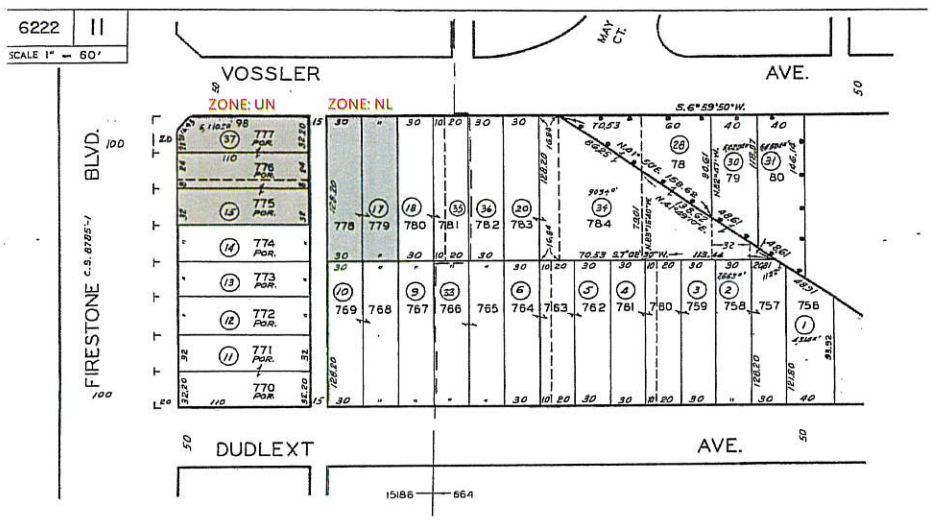

CURRENT ZONE: **UN & NL** WITHIN CORRIDOR TRANSITION OVERLAY
ELIGIBLE ZONE CHANGE FROM **NL** TO **NM**

NEW DEVELOPMENT

New Restaurant PAD with Drive-through and related site improvements.

SHEET INDEX

- TITLE SHEET
- EXISTING SITE PLAN
- PROPOSED SITE PLAN
- FLOOR PLAN - ROOF PLAN, TRASH ENCLOSURE PLANS
- EXTERIOR ELEVATIONS
- COLOR / MATERIAL BOARD
- PHOTOMETRIC STUDY
- EXTERIOR RENDERINGS
- LANDSCAPE SITE PLAN
- LANDSCAPE IMEGARY
- EXISTING SITE PHOTOS

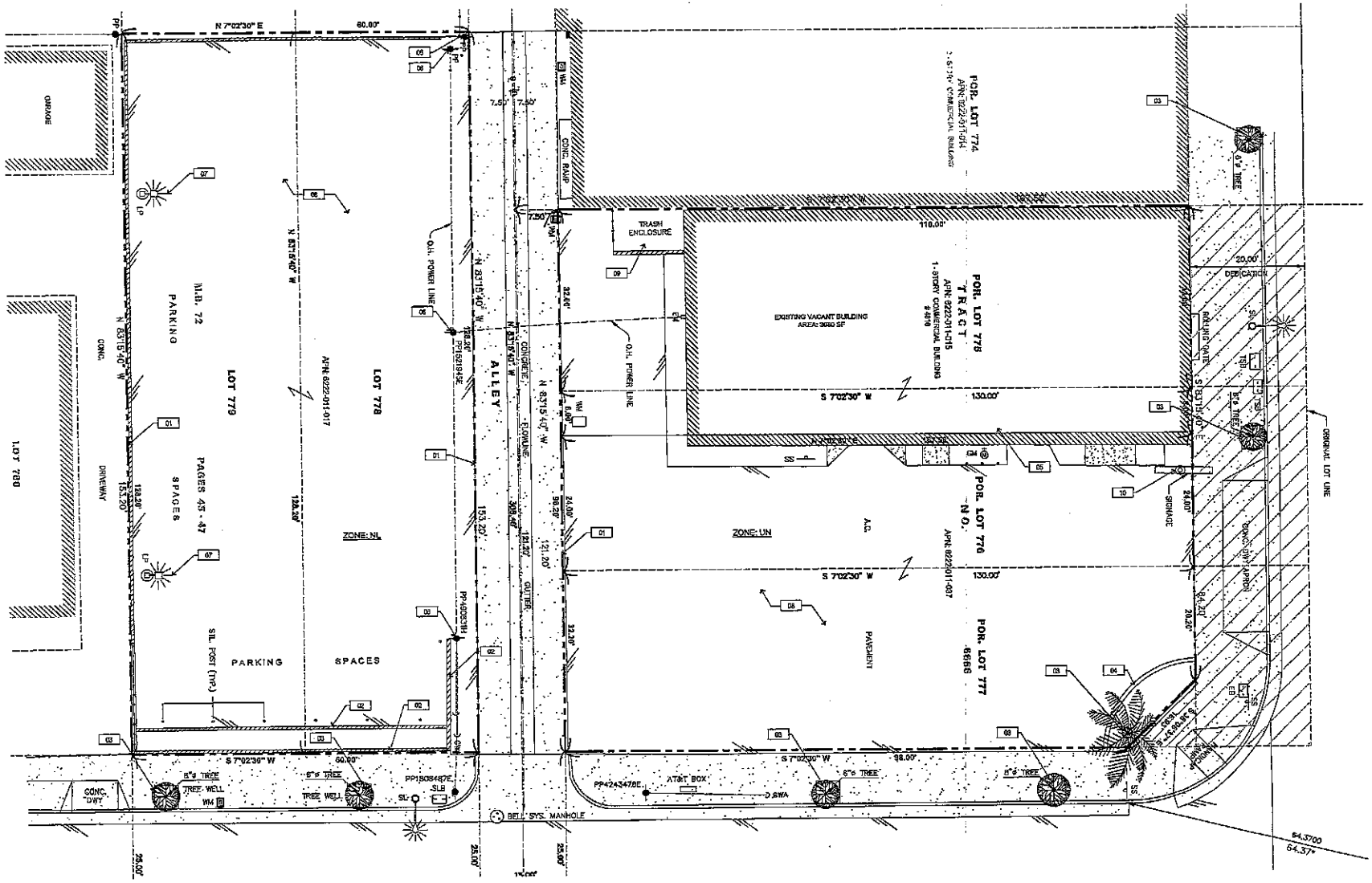

DEMO SITE PLAN KEYNOTES

- 01 PROPERTY LINE
- 02 (E) PERIMETER WALL TO REMAIN, NOT TO EXCEED 24" IN HEIGHT
- 03 (E) TREE TO REMAIN
- 04 (E) CURB TO BE REMOVED
- 05 (E) BUILDING TO BE REMOVED
- 06 (E) POWER POLE TO REMAIN
- 07 (E) LIGHT POLE TO BE REMOVED
- 08 (E) ASPHALT TO BE REMOVED
- 09 (E) TRASH ENCLOSURE TO BE REMOVED
- 10 (E) POLE SIGN TO REMAIN

SHOKATI ARCHITECTS

EXISTING SITE PLAN

Job No. SA124-14
Date 05/09/2024

NEW CORE & SHELL DRIVE-THROUGH RESTAURANT PAD

4816, 4820 FIRESTONE BLVD. SOUTH GATE, CA. 90280

02

58

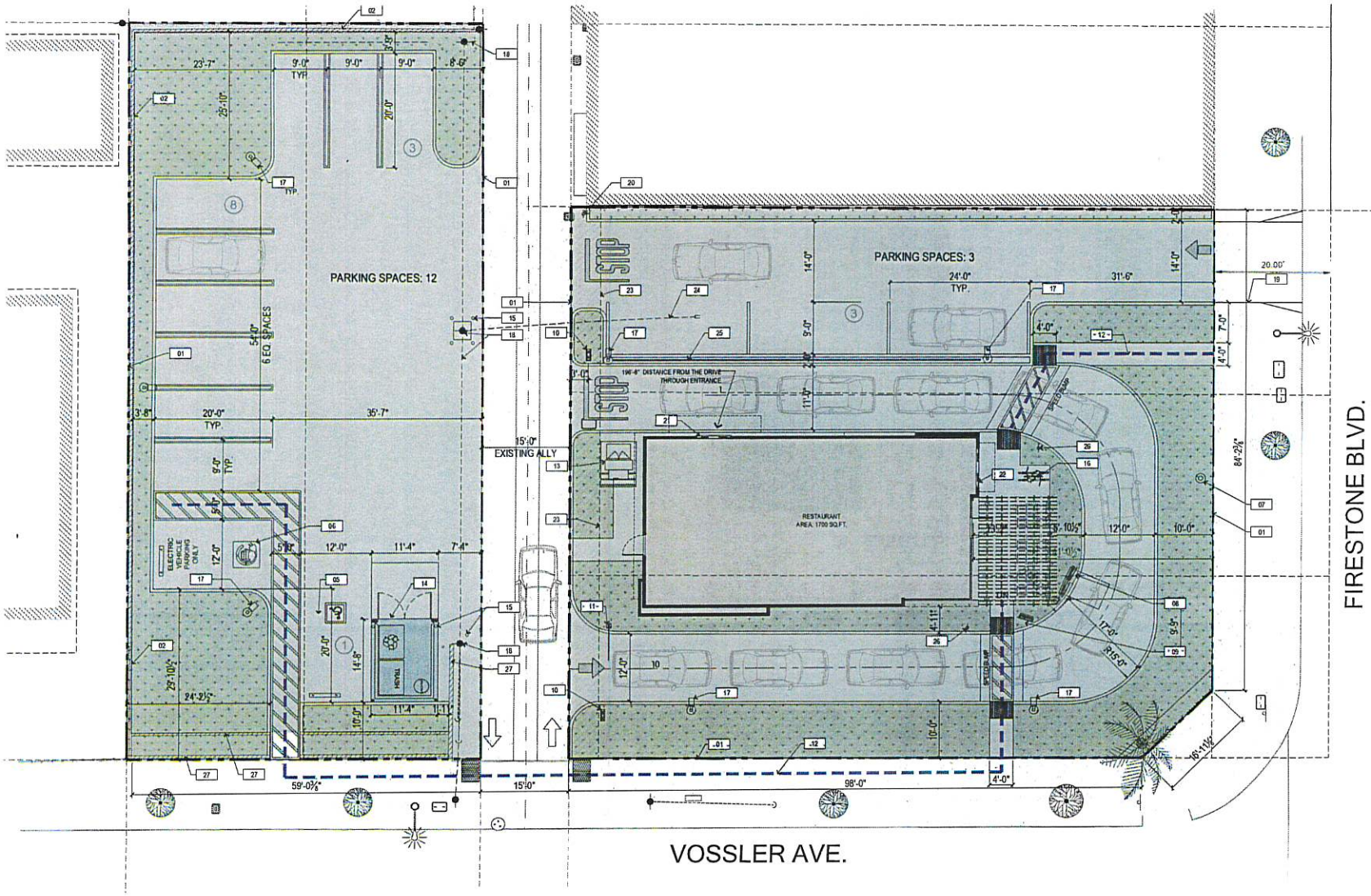

SITE SUMMARY

SITE AREA:	18274 S.F.	0.4195 ACRES	
TOTAL BUILDING AREA:	1700		
F.A.R.	0.09		
BUILDING AREA & PARKING SUMMARY:		REQUIRED PARKING:	AB2097 EXEMPT
RESTAURANT	1700 S.F.		
OUTDOOR SEATING	117 S.F.		
DT QUEUE		196.5 FT	10 CAR QUEUE

PARKING SUMMARY

	PROVIDED:
STANDARD	12 STALLS
ADA	1 STALLS
EV	1 STALLS
TOTAL:	14 STALLS

BICYCLE RACK 2

ZONE"

URBAN MIXED USE ZONE
UN - URBAN NEIGHBORHOOD
NL - NEIGHBORHOOD LOW, CORRIDOR TRANSITION OVERLAY

BUILDING INFORMATION

TOTAL BUILDING AREA:	1700 SQ.FT.
MAX ALLOWED AREA :	9,000 SQ.FT.
BUILDING TYPE:	V-B NON-SPRINKLERED
OCCUPANCY GROUP (CHAPTER 3):	B (BUSINESS)
OCCUPANCY LOAD: KITCHEN 200 GROSS - TOTAL OF 8 OCCUPANTS	
BUILDING HEIGHT:	19'-6"
MAX. BUILDING HEIGHT ALLOWED:	40'

SITE PLAN KEYNOTES

01 PROPERTY LINE
02 (E) PERIMETER WALL TO REMAIN
03 (N) CURB RAMP & TRUNCATED DOME
04 (N) STANDARD PARKING STALL STRIPING PER CITY STANDARD
05 (N) ACCESSIBLE PARKING STALL
06 (N) EV PARKING STALL
07 (E) PYLON SIGN TO REMAIN, REFACE PER TENANT'S STANDARD
08 (N) DIGITAL MENU BOARD AND SPEAKER POST
09 (N) PREVIEW MENU BOARD
10 (N) DT DIRECTIONAL SIGN
11 (N) CLEARANCE BAR
12 ACCESSIBLE PATH OF TRAVEL
13 (N) TRANSFORMER
14 (N) TRASH ENCLOSURE AND CONCRETE APRON
15 (N) BOLLARD
16 (N) BIKE RACK
17 (N) LIGHT POLE
18 (E) POWER POLE AND POWER LINES ABOVE
19 (N) ENTRY DRIVEWAY PER CITY STANDARDS
20 (N) "DO NOT ENTER" SIGN
21 DT PICK-UP WINDOW
22 WALK-UP WINDOW
23 UTILITY EASEMENT
24 EXISTING POWER LINE TO THE EXISTING BUILDING TO BE REMOVED
25 FENCE
26 PEDESTRIAN CROSSING SIGN
27 EXISTING WALL TO REMAIN- NOT TO EXCEED 34" HEIGHT

SCALE: 1/8"=1'-0" @ 24"X36"

SHOKATI ARCHITECTS

SITE PLAN

Job No SAI24-14
Date: 05/09/2024

NEW CORE & SHELL DRIVE-THROUGH RESTAURANT PAD
4816, 4820 FIRESTONE BLVD. SOUTH GATE, CA. 90280

03

59

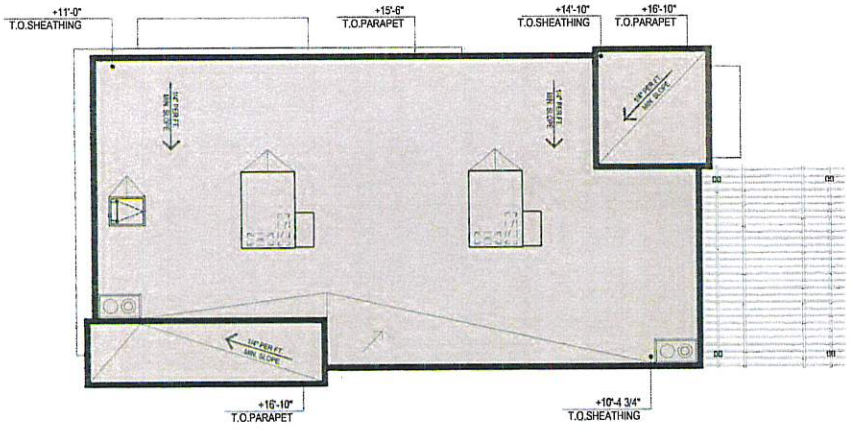

ROOF PLAN

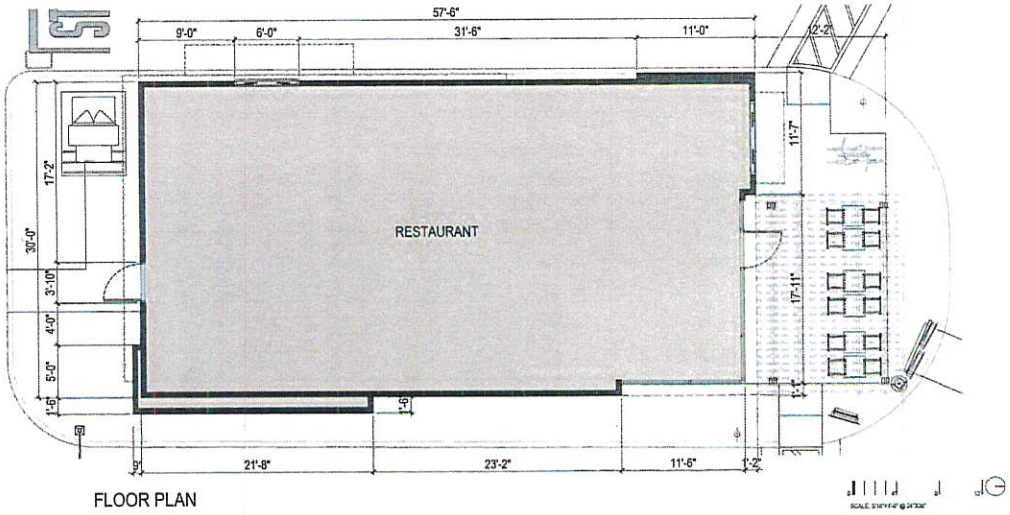

FLOOR PLAN

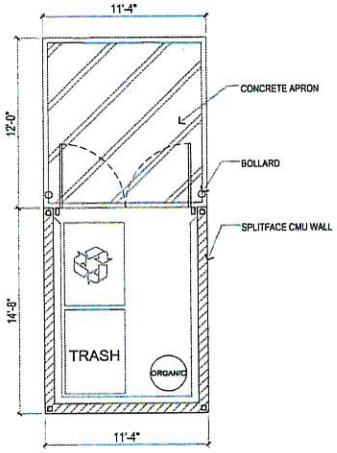

TRASH ENCLOSURE FLOOR PLAN

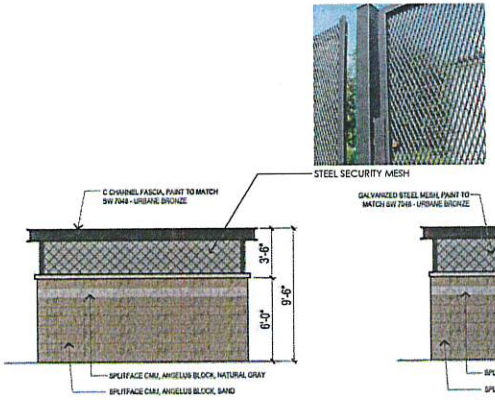

TRASH ENCLOSURE NORTH ELEVATION

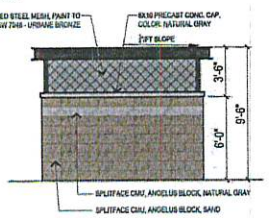

TRASH ENCLOSURE WEST ELEVATION

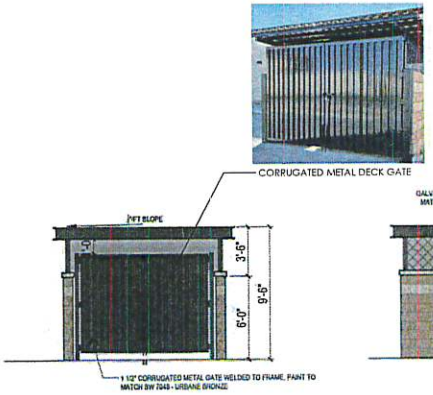

TRASH ENCLOSURE EAST ELEVATION

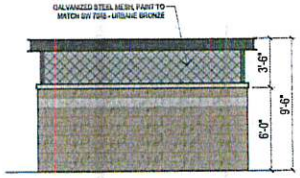

TRASH ENCLOSURE SOUTH ELEVATION

SHOKATI ARCHITECTS

FLOOR & ROOF PLANS & TRASH ENCLOSURE

Job No SAI24-14
Date: 05/09/2024

NEW CORE & SHELL DRIVE-THROUGH RESTAURANT PAD

4816, 4820 FIRESTONE BLVD. SOUTH GATE, CA. 90280

04

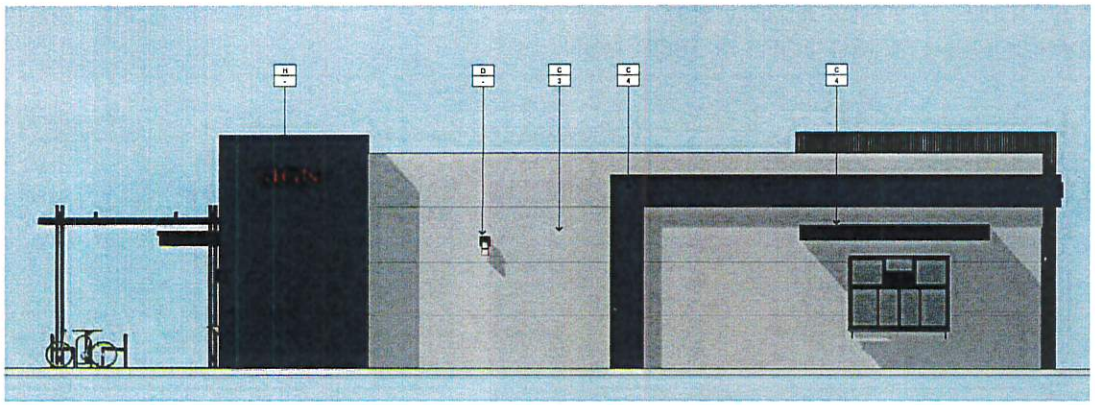

1 WEST ELEVATION
1/4" = 1'-0"



2 NORTH ELEVATION (FIRESTONE BLVD)
1/4" = 1'-0"

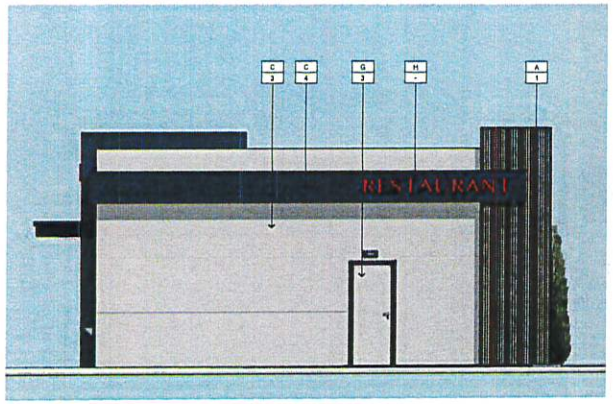

3 SOUTH ELEVATION
1/4" = 1'-0"

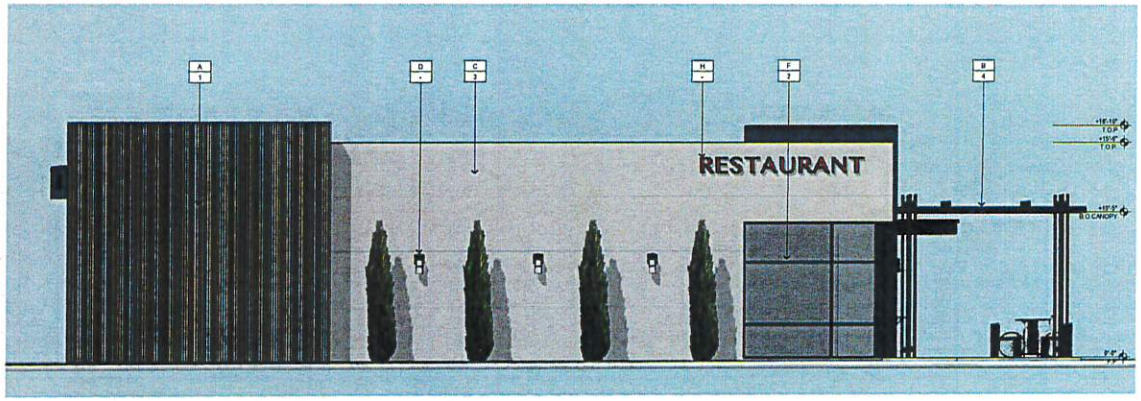

4 EAST ELEVATION (VOSSLER AVE.)
1/4" = 1'-0"

MATERIALS

- A — ALUMINUM WALL PANEL
- B — METAL AND WOOD TRELLIS
- C — SMOOTH EXTERIOR PLASTER SYSTEM
- D — EXTERIOR WALL SCONCE
- E — METAL CANOPY
- F — ANODIZED ALUMINUM STOREFRONT SYSTEM
- G — HOLLOW METAL DOOR
- H — BUILDING SIGNAGE PROVIDED AND INSTALLED BY SIGN COMPANY UNDER SEPARATE PERMIT
- I — EXTERIOR WALL SCONCE
- J — METAL CANOPY

FINISHES

- 1 — ALUMILA, CORRUGATED PANEL, WHITE OAK FINISH
- 2 — ARCADIA - BLACK AB-8
- 3 — DUNN EDWARDS-PAINT COLOR RAINDROP-DE6057
- 4 — DUNN EDWARDS-COLOR GOOD NIGHT-DET598
- 5 — CHARCOAL GRAY

SCALE: 1/4"=1'-0" @ 24"X36"

SHOKATI ARCHITECTS
TEL: 949.489.2161
4695 MACARTHUR BLVD, NEWPORT BEACH, CA 92660
SHOKATIARCHITECTS.COM

ELEVATIONS

Job No. SAI24-14
Date: 05/09/2024

NEW CORE & SHELL DRIVE-THROUGH RESTAURANT PAD
4816, 4820 FIRESTONE BLVD. SOUTH GATE, CA. 90280

05



1 **ALUMLA**
SlideLux Aluminum Wall Panel: 40mm in
Color: Light Oak

2 **Canopy**
Light Oak Wood

3 **Anodized Aluminum**
Arcadia - Black

4 **Dunn Edwards**
Raindrop | DE6057



5 **Dunn Edwards (Plaster Wall)**
Good Night! | DET598

6 **Decorative Wall Sconce**
Modern Forms, Bulthus 21"

Trash Enclosure Materials

CMU, Splitface
Angelus Block - Sand

CMU, Splitface
Angelus Block - Natural Gray

Sherwin Williams
Urbane Bronze | 7048

SHOKATI ARCHITECTS

COLOR / MATERIAL BOARD

Job No. SAI24-14
Date: 05/09/2024

NEW CORE & SHELL DRIVE-THROUGH RESTAURANT PAD
4816, 4820 FIRESTONE BLVD. SOUTH GATE, CA. 90280

06

62



SHOKATI ARCHITECTS

EXTERIOR RENDERING

Job No. SAI24-14
Date: 05/09/2024

NEW CORE & SHELL DRIVE-THROUGH RESTAURANT PAD

4816, 4820 FIRESTONE BLVD. SOUTH GATE, CA. 90280

07

63

SHOKATI ARCHITECTS

EXTERIOR RENDERING

Job No SAI24-14
Date: 05/09/2024

NEW CORE & SHELL DRIVE-THROUGH RESTAURANT PAD

4816, 4820 FIRESTONE BLVD. SOUTH GATE, CA. 90280

08

SHOKATI ARCHITECTS

EXTERIOR RENDERING

Job No SAI24-14
Date: 05/09/2024

NEW CORE & SHELL DRIVE-THROUGH RESTAURANT PAD

4816, 4820 FIRESTONE BLVD. SOUTH GATE, CA. 90280

09

SHOKATI ARCHITECTS

EXTERIOR RENDERING

Job No SAI24-14
Date: 05/09/2024

NEW CORE & SHELL DRIVE-THROUGH RESTAURANT PAD

4816, 4820 FIRESTONE BLVD. SOUTH GATE, CA. 90280

10

Luminaire Schedule						
Symbol	Qty	Label	Arrangement	LLF	Luminaire Lumens	Description
	4	A1	Single	0.850	28394	Beacon # RAR2-480L-210-4K7-4W-U
	3	A2	Single	0.850	15850	Beacon # RAR-2-320L-210-4K7-4W-BC

Calculation Summary							
Label	CalcType	Units	Avg	Max	Min	Avg/Min	Max/Min
North Property	Illuminance	Fc	2.55	8.1	0.3	8.50	27.00
Site	Illuminance	Fc	5.73	14.7	0.4	14.33	36.75
West Property	Illuminance	Fc	0.18	0.9	0.0	N.A.	N.A.

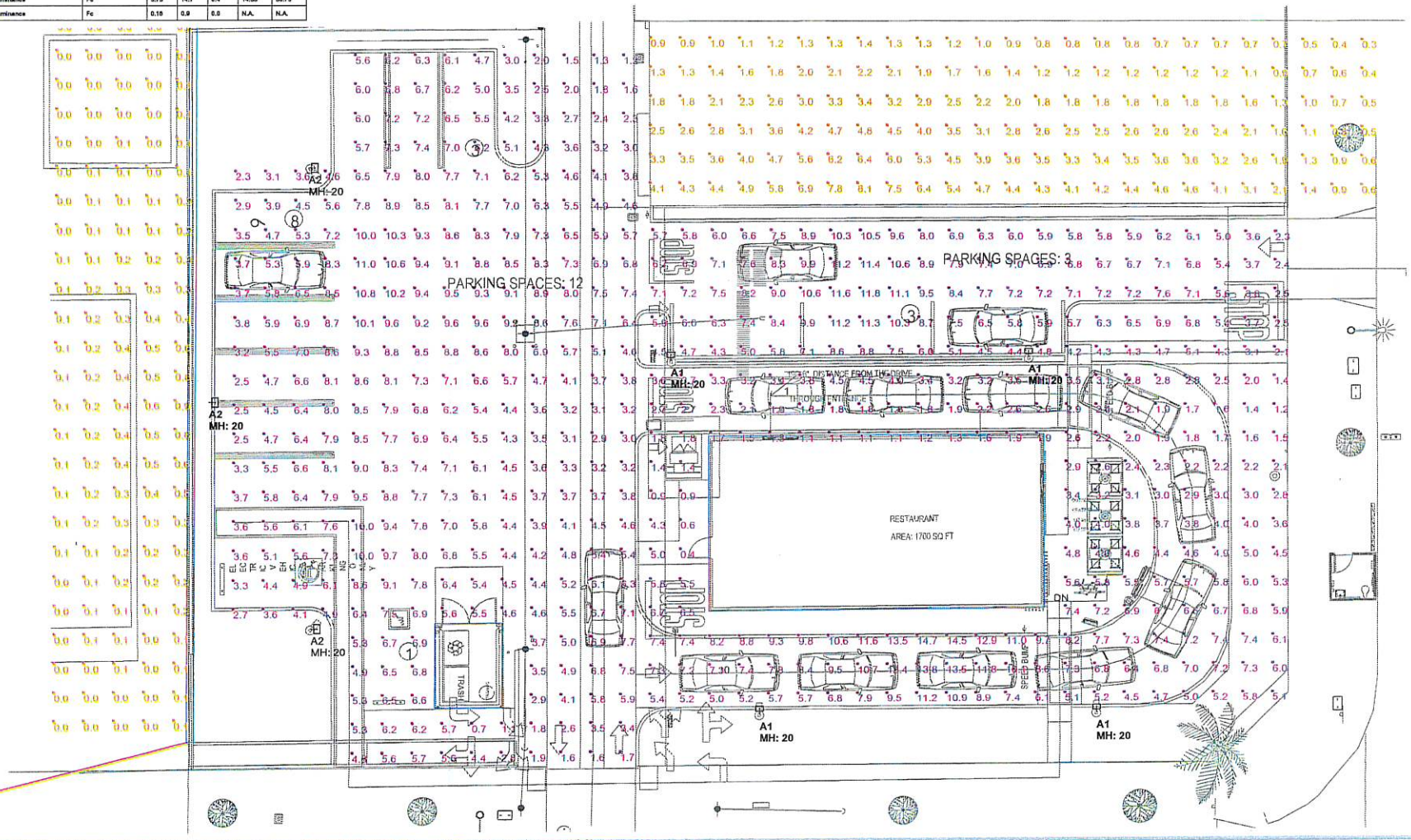

SHOKATI ARCHITECTS

PHOTOMETRIC STUDY

Job No. SAI24-14
Date: 05/09/2024

NEW CORE & SHELL DRIVE-THROUGH RESTAURANT PAD

4816, 4820 FIRESTONE BLVD. SOUTH GATE, CA. 90280

11

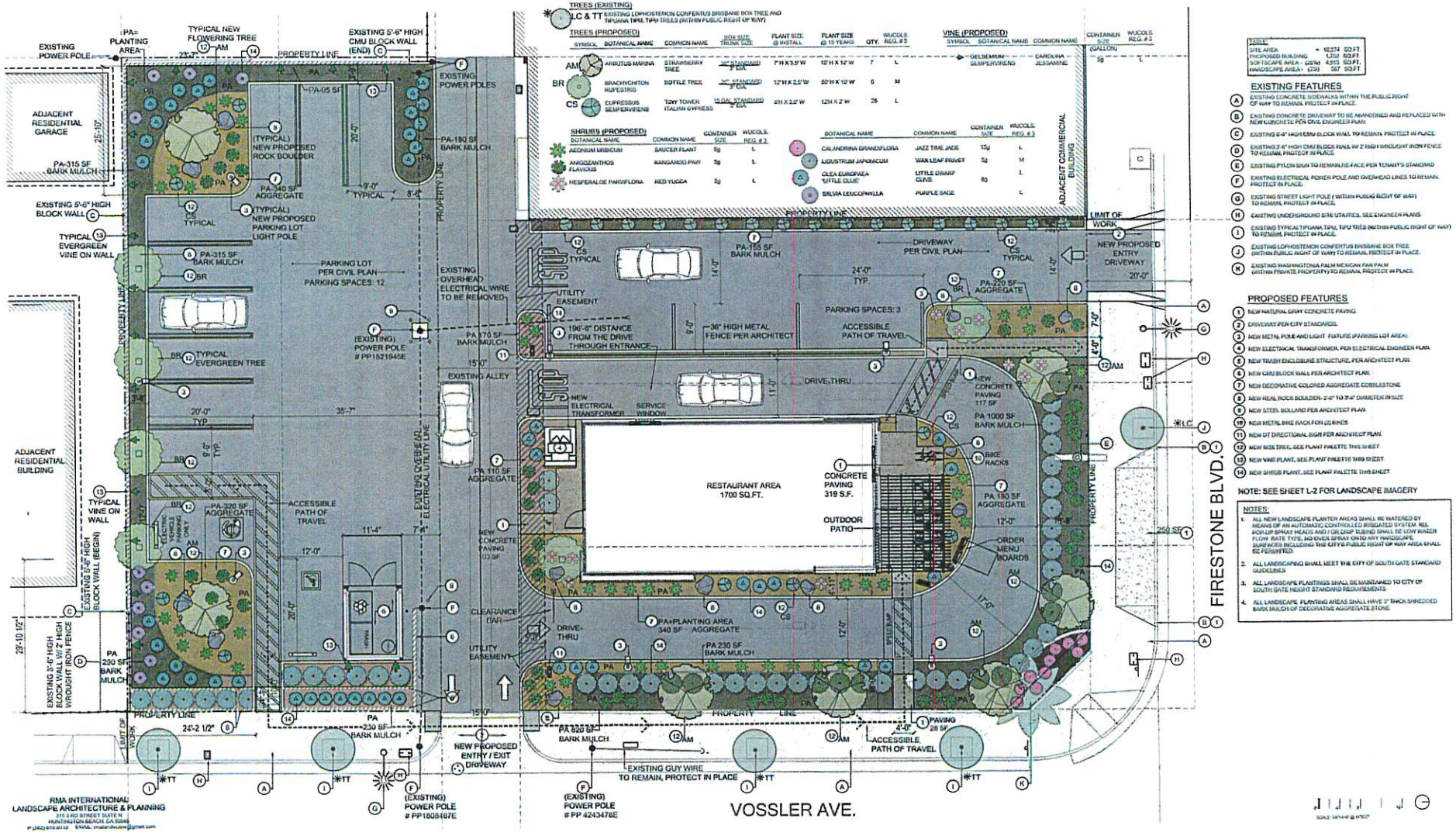

SHOKATI ARCHITECTS

LANDSCAPE SITE PLAN

Job No 5A124-14
Date: 05/09/2024

NEW CORE & SHELL DRIVE-THROUGH RESTAURANT PAD

4816, 4820 FIRESTONE BLVD. SOUTH GATE, CA. 90280

ARBUTUS MARINA
STRAWBERRY TREE

BRACHYCHITON RUPESTRIS
BOTTLE TREE

LIGUSTRUM JAPONICUM
WAX LEAF PRIVET

LANTANA MONTEVIDENSIS
LANTANA WHITE

PHORMIUM TENAX
DWARF BRONZE FLAX

CALANDRINA GRANDIFLORA
JAZZ TIME JADE

30" HIGH METAL FENCE

AEONIUM URBICUM
SAUCER PLANT

OLEA EUROPAEA
LITTLE DWARF OLLIE

HESPERALOE PARVIFLORA
RED YUCCA

SALVIA LEUCOPHYLLA
PURPLE SAGE

ANIGOZANTHOS FLAVIOUS
KANGAROO PAW

APACHE SUNSET
ROCK BOULDER

LEUCADENDRON HYBRID
CONEBUSH

DECORATIVE COLORED
AGGREGATE COBBLESTONE

RMA INTERNATIONAL
LANDSCAPE ARCHITECTURE & PLANNING
315 3 RD STREET SUITE N
HUNTINGTON BEACH, CA 92648
P (562) 818-8119 EMAIL: rmalandscape@gmail.com

SHOKATI ARCHITECTS

LANDSCAPE IMEGARY

Job No. SA24-14
Date: 05/09/2024

NEW CORE & SHELL DRIVE-THROUGH RESTAURANT PAD
4816, 4820 FIRESTONE BLVD. SOUTH GATE, CA. 90280

SHOKATI ARCHITECTS

EXISTING SITE PHOTOS

Job No SAI24-14
Date: 05/09/2024

NEW CORE & SHELL DRIVE-THROUGH RESTAURANT PAD

4816, 4820 FIRESTONE BLVD. SOUTH GATE, CA. 90280

Zoning Map

Address	Current Zoning	Proposed	Comment
4816 Firestone Blvd.	UN	UN	No change
4820 Firestone Blvd.	UN	UN	No change
8915 Vossler Ave.	NL	UN	Changed to UN; Corridor Transition Overlay removed

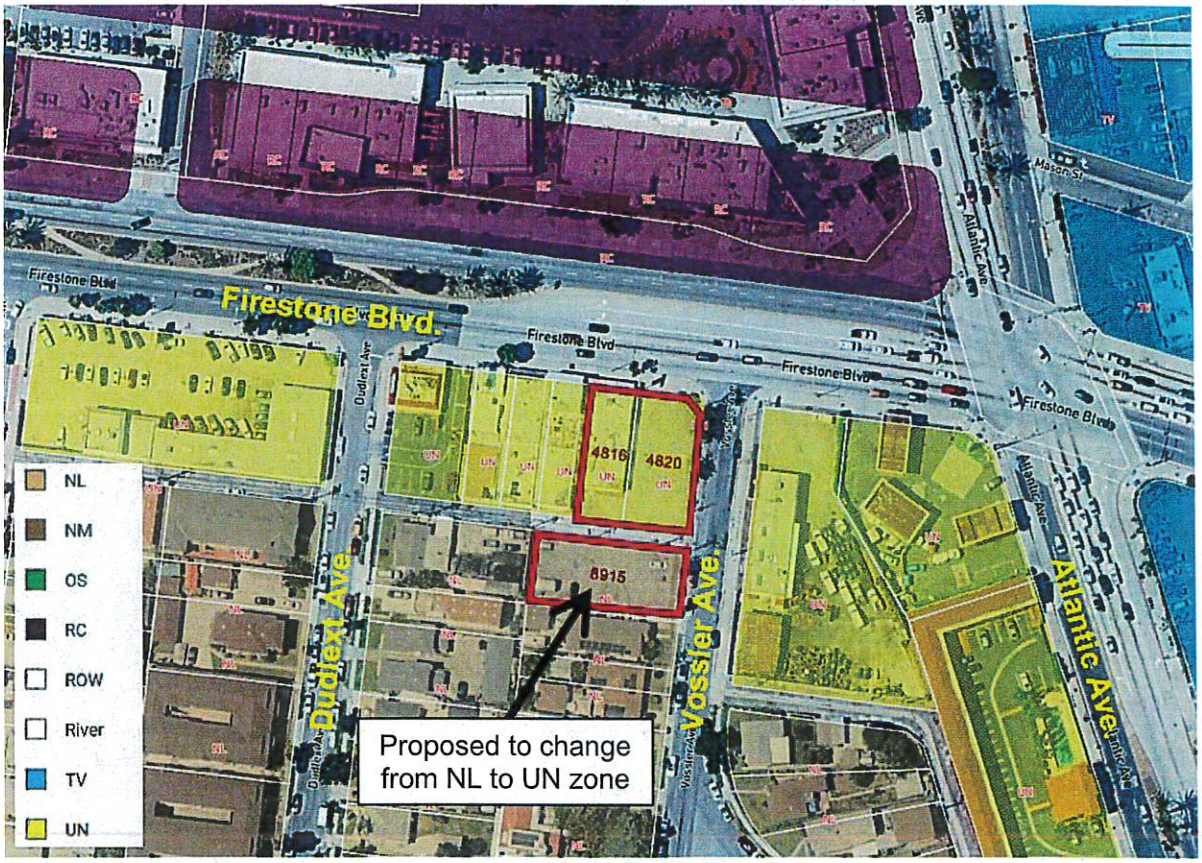

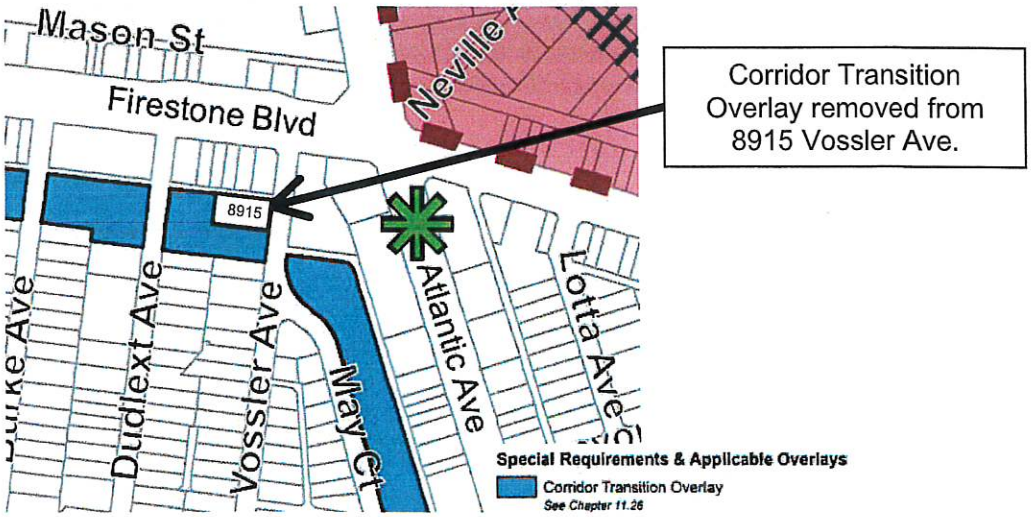

General Plan Land Use Map

Address	Current Land Use Designation	Proposed Land Use Designation	Comment
4816 Firestone Blvd.	Commercial	Commercial	No change
4820 Firestone Blvd.	Commercial	Commercial	No change
8915 Vossler Ave.	Medium Density Residential (9-16 du/ac)	Commercial	Residential units still allowed in UN zone

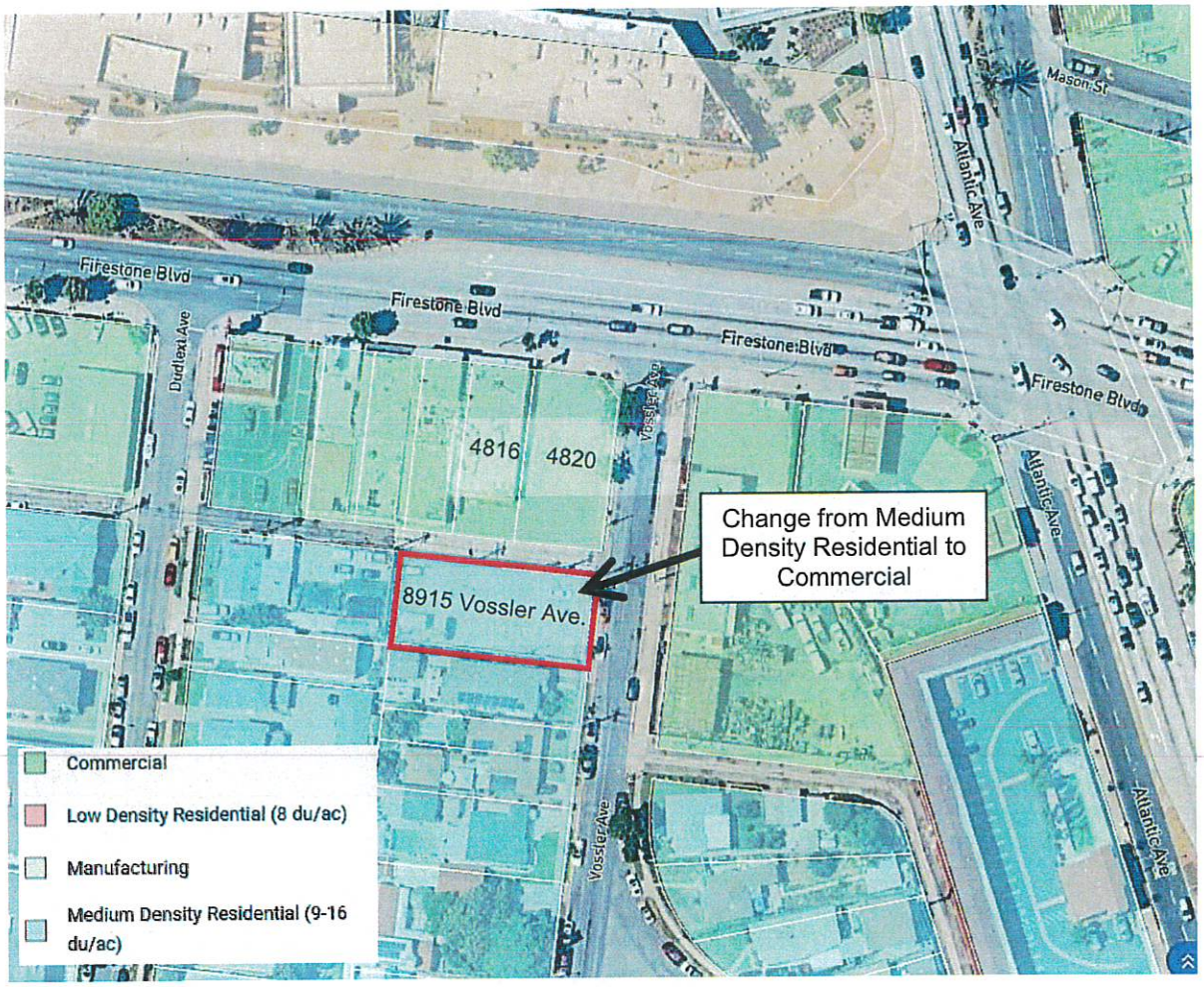

Item No. 4

Office of the
South Gate City Clerk

MAR - 5 2026
FILED
2:15pm

City of South Gate

CITY COUNCIL

AGENDA BILL

For the Regular Meeting of: **March 10, 2026**
Originating Department: **Human Resources**

Human Resources Director: *Jon Hamilton* ***City Manager:*** *Rob Houston*

SUBJECT: RESOLUTION TO APPROVE THE RECLASSIFICATION OF THE FULL-TIME EXECUTIVE ASSISTANT POSITION IN THE PUBLIC WORKS DEPARTMENT TO A FULL-TIME PUBLIC WORKS SPECIAL PROJECTS COORDINATOR POSITION

PURPOSE: To approve the reclassification of the full-time Executive Assistant position in the Public Works Department to a full-time Public Works Special Projects Coordinator position.

RECOMMENDED ACTIONS: The City Council will consider adopting a Resolution to approve the reclassification of the full-time Executive Assistant position in the Public Works Department to a full-time Public Works Special Projects Coordinator position.

FISCAL IMPACT: The reclassification of the full-time Executive Assistant position to a Public Works Special Projects Coordinator position in the Public Works Department will result in an estimated savings of approximately $17,000 annually, which includes the cost of benefits. Additionally, as a result of this reclassification, it will result in the elimination of one (1) Office Assistant position for Fiscal Year 2026/27 which will yield an additional savings of approximately $78,000, for a total savings of $95,000 in General Funds.

ANALYSIS: None.

BACKGROUND: The City must, from time to time, add, remove, reclassify, or otherwise adjust job classifications, job specifications and/or compensation in the Salary Resolution and Position Classification Plan in order to satisfy the changing needs and demands of the City's workforce. In response to these changing needs and demands, job classification specifications must be amended to more closely match the tasks which need to be performed by employees in the City's various departments.

As the demands of the City Council, City Manager, and Department Heads began to change over the years, so have the duties and requirements of the administrative positions providing direct support to executive-level management. Traditionally, these direct support staff positions, such as a secretary or executive assistant, would aid the department director in the preparation of dictated

letters, calendar management, preparation of documents, and other similar administrative support functions. However, as technology has improved in the 21st Century, department heads are able to manage their calendars and correspondence through their desktop computers, manage their phone calls, and perform most of the functions of a traditional secretary or executive assistant. Today's department head is in need of some administrative support; however, what is in more demand is the department head's need to have someone capable of performing research, preparing agenda bills, and other lower-level analytical functions. In some cases, this role may be filled by an analyst if the intended duties are complex, while in other cases, this role may be filled by an individual capable of performing administrative support duties as well as some analytical functions, which are called Special Project Coordinators.

The Public Works Department's long serving Executive Assistant retired with more than 30 years of service at the end of February 2026, which now permits the City to reevaluate the needs of the Public Works Department and, as stated previously, the duties of what this position should do in support of the Public Works Director has dramatically evolved over the last three decades. Further, in an effort to ensure the City is "right sizing" its workforce, the Public Works Department needs a Special Projects Coordinator to replace the position of Executive Assistant.

The Public Works Special Projects Coordinator will perform a hybrid range of advanced executive-level administrative support and entry-level analytical duties to support the day-to-day operational and programmatic needs of the Department. The Public Works Special Projects Coordinator will also perform highly responsible professional administrative work, with a primary focus on coordinating and tracking assigned special projects, while also providing executive-level administrative support. This position will be paid consistent with the City's existing Special Projects Coordinator position at Pay Grade 640.

Accordingly, City staff recommends approving this action to reclassify the Executive Assistant position in the Public Works Department to the Public Works Special Projects Coordinator.

ATTACHMENT: Proposed Resolution

RESOLUTION NO. _____

CITY OF SOUTH GATE
LOS ANGELES COUNTY, CALIFORNIA

RESOLUTION OF THE CITY COUNCIL OF THE CITY OF SOUTH GATE, CALIFORNIA, TO APPROVE THE RECLASSIFICATION OF THE FULL-TIME EXECUTIVE ASSISTANT POSITION IN THE PUBLIC WORKS DEPARTMENT TO A FULL-TIME PUBLIC WORKS SPECIAL PROJECTS COORDINATOR POSITION

WHEREAS, the City must, from time to time, add or otherwise adjust job classifications, job specifications and/or compensation in the Salary Resolution and Position Classification Plan in order to satisfy the changing needs and demands of the workforce and to more closely match the tasks which need to be performed by employees in the City's various departments; and

WHEREAS, the City desires to approve reclassification of the full-time position of Executive Assistant position in the Public Works Department to one full-time Public Works Special Projects Coordinator position.

NOW, THEREFOR, THE CITY COUNCIL OF THE CITY OF SOUTH GATE, CALIFORNIA, DOES HEREBY RESOLVE AS FOLLOWS:

SECTION 1. The City Council does hereby declare that the above recitals are true and correct and incorporated herein by reference.

SECTION 2. The City Council hereby approves the reclassification of the full-time Executive Assistant position to one full-time Public Works Special Projects Coordinator position in the Public Works Department.

[The remainder of this page left blank intentionally]

SECTION 3. The City Clerk shall certify the adoption of this Resolution which shall be effective upon its adoption.

PASSED, APPROVED and **ADOPTED** this **10th** day of **March 2026.**

CITY OF SOUTH GATE:

By: _____
Joshua Barron, Mayor

ATTEST:

By: _____
Yodit Glaze, City Clerk
(SEAL)

APPROVED AS TO FORM:

By: DRAFT _____
Raul F. Salinas, City Attorney

Item No. 5

Office of the
South Gate City Clerk
MAR - 5 2026
FILED
12:32pm

City of South Gate

CITY COUNCIL

AGENDA BILL

For the Regular Meeting of: **March 10, 2026**
Originating Department: **Parks & Recreation**

Department Head: Tina De La Rosa *Tina De La Rosa* ***City Manager:*** *Rob Houston*

SUBJECT: CHANGE ORDER WITH FAST DEER BUS CHARTER INC., TO PROVIDE BUSES FOR RECREATION PROGRAMS FOR FY 2025/26

PURPOSE: To approve a change order No.001 for Fast Deer Charter Inc., to provide buses for Recreation Programs for FY 2025/26

RECOMMENDED ACTION: The City Council will consider:

a. Approving a change order in the amount of $35,542.00 to increase the overall original purchase order issued to Fast Deer Charter Inc., to the amount of $84,542 (P.O. No. 0009488) to provide transportation for Parks and Recreation trips for the remainder of the current fiscal year 2025/26; and
b. Authorizing the Interim Director of Parks and Recreation to execute any additional documents needed.

FISCAL IMPACT: Funds for the use of buses for Parks and Recreation trips are already included in the current budget and have already been allocated through Prop. A funding.

BACKGROUND: The Parks and Recreation Department provides transportation for a variety of trips on a quarterly basis. Most trips are taken by our senior population to plays, outdoor activities and casinos. This Change Order will cover the cost of all the proposed trips for the department for the remainder of the fiscal year. Although there is sufficient budget put aside for these expenses the associated PO was sized too small to cover the annual cost of this program. This requested PO adjustment will allow for the funding of the remaining expenses for this fiscal year.

ATTACHMENTS: A. Change Order No. 001
B. Copy of the original Purchase Order No. 0009488

Attachment A
Agenda Bill 03/10/26

CITY OF SOUTH GATE
PARKS & RECREATION DEPARTMENT

CONTRACT/PO CHANGE ORDER

CHANGE ORDER #: 1
CITY PROJECT #: N/A
PROJECT TITLE:
PURCHASE ORDER #: 0009488
CONTRACT #:
CHANGE REQUESTED BY: A. MEDINA
CONTRACTOR: FAST DEER BUS CHARTER, INC
DATE OF REPORT: 01/26/26

	Cost	Comments
Original contract/PO amount	$ 49,000.00	
Previous Change Orders amount		
This Change Order amount	$ 35,542.00	
Total **increase** to contract (all change orders) to date:	$ 35,542.00	
Revised total contract amount to date:	$ 84,542.00	
Percentage of total increase (or decrease) to contract amount to date:	42%	

DESCRIPTION OF CHANGE ORDER WORK TO BE PERFORMED, ESTIMATE OF QUANTITIES, AND PRICES TO BE PAID:

Change in Bid item Quantities

Item #	Detailed description	Contract Quantity	Previous Change Orders Quantity	THIS Change Orders Quantity	Total Adjusted Contract Quantity	Unit	Unit Cost	Change Order Cost	Time Extension Working Days
1	THE PO WAS CREATED WITH PARTIAL AMOUNT OF THE TOTAL NEEDED FOR THE FY. THIS CO IS TO COVER THE TRIPS TO THE END OF 06/2026	0	0	1.00	1.00	1		$35,542.00	N/A
2		0	0	0.00	0.00	0			0
3		0	0	0.00	0.00	0			0
4		0	0	0.00	0.00	0			

NOTES:
WE HAVE INVOICES WAITING TO PROCESS.

Total Cost: $35,542.00

THE TOTAL AMOUNT OF THIS CHANGE ORDER IS: $35,542.00

Approval Recommended by: Ana V. Medina — Date: 01/26/26

Approved by: Irma De La Rosa — Date: 01/26/26
Director, Manager, Superintendent (department procedure)

Approved by: — Date:
Director of Administrative Services

Attachment B

Agenda Bill 03/10/26

CITY OF SOUTH GATE
8650 CALIFORNIA AVENUE
SOUTH GATE, CA 90280
WWW.CITYOFSOUTHGATE.ORG
(323) 563-5781

DATE	PO NUMBER
9/16/2025	0009488

VENDOR: 0013912:FAST DEER BUS CHARTER, INC.
8105 SLAUSON AVE
MONTEBELLO, CA 90640

SHIP TO: PARK ADMINISTRATION
4900 SOUTHERN AVE
SOUTH GATE, CA 90280

Contact:
Email:
FOB Point:
Terms: Net 30 Days
Req Del Date:
Special Inst:

Req. No: 0027124
Dept: PARK ADMINISTRATION
Contact: MEDINA, ANA
Expiration Date:
Fiscal Year: 2026

Quantity	Unit	Description	Unit Price	Ext. Price
		RENTALS OF 56 PASSENGER BUS FOR DEPARTMENT EXCURSIONS VENDOR IS KEEPING TO PRIOR YEAR PRICING.		44,000.00
		TO COVER CHARGES ON TRIPS OUTSIDE OF LOS ANGELES COUNTY		5,000.00
		FOR PROMPT PAYMENT, INVOICES MUST CONTAIN A PURCHASE ORDER # *SEE LAST PAGE FOR TERMS AND CONDITIONS*		

BILL TO: CITY OF SOUTH GATE
8650 CALIFORNIA AVENUE
SOUTH GATE, CA 90280

SUBTOTAL	49,000.00
TAX	0.00
FREIGHT	0.00
TOTAL	49,000.00

Account Number	Amount	Account Number	Amount
E 100-412-61-6316	5,000.00		
E 221-480-33-6310	44,000.00		

Authorized Signature

RECEIVING COPY

Item No. 6

Office of the
South Gate City Clerk

MAR - 5 2026
FILED
1:29pm

City of South Gate

CITY COUNCIL

AGENDA BILL

For the Regular Meeting of: **March 10, 2026**
Originating Department: **Administrative Services**

Department Director: Luis Frausto (YG) ***City Manager:***
Luis Frausto *Rob Houston*

SUBJECT: APPROVAL OF PROFESSIONAL SERVICES AGREEMENT WITH MEEDER PUBLIC FUNDS, INC. FOR DISCRETIONARY INVESTMENT MANAGEMENT SERVICES

PURPOSE: To approve a Professional Services Agreement with Meeder Public Funds, Inc. ("Meeder") to provide discretionary investment management services for the City's operating portfolio, pursuant to California Government Code §53607 and the City's adopted Investment Policy.

RECOMMENDED ACTIONS: The City Council will consider:

a. Approve a Professional Services Agreement with Meeder Public Funds, Inc. for discretionary investment management services for an initial term of three (3) years, with up to two (2) one-year renewal options at the City's sole discretion, for a total term not to exceed five (5) years; and
b. Authorize the Mayor to execute the Agreement in a form approved as to form by the City Attorney.

FISCAL IMPACT: Compensation under this Agreement is asset-based, tiered, and all-inclusive. Fees are calculated monthly in arrears on the market value of assets under management (AUM):

Assets Under Management	Annual Rate	Basis Points	Max Annual Fee
First $50 million	0.08%	8 bps	$40,000
$50 million – $100 million	0.06%	6 bps	$30,000
Above $100 million	0.04%	4 bps	Variable
Estimated Annual Cost (at ~$100M)	**$65,000 – $70,000 per year (all-inclusive)**		

All fees are inclusive of investment policy review, portfolio management, compliance monitoring, credit analysis, reconciliation, monthly/quarterly/annual reporting, online portal access, quarterly meetings with staff, annual City Council presentation, and staff training and education. No additional costs may be incurred without prior written authorization from the Director of Administrative Services.

Sufficient appropriations are included in the current adopted budget to fund these services. The City's investment portfolio currently totals approximately $100 million, subject to market fluctuation and seasonal cash flow variation.

At the current portfolio size, the management fee represents approximately 6.5–7 basis points of assets under management. While investment returns are subject to market conditions and cannot be guaranteed, professional active management may improve portfolio structuring, credit surveillance, and maturity positioning relative to a passive approach. The primary fiscal benefit of this engagement is enhanced oversight, compliance, and disciplined portfolio management within the statutory priorities of safety, liquidity, and yield.

EXECUTIVE SUMMARY: Following a formal competitive procurement process (RFP No. FIN-2025-01), staff recommend awarding a Professional Services Agreement to Meeder Public Funds, Inc. ("Meeder") for discretionary investment management of the City's core operating portfolio. Meeder was determined to be the most qualified firm, offering strong public-sector experience, a robust compliance framework, competitive fees, and institutional-grade reporting capabilities.

The Agreement provides comprehensive portfolio management services — including active maturity laddering, continuous credit monitoring, and quarterly performance reviews — at an estimated all-inclusive annual cost of $65,000–$70,000 based on the current portfolio size of approximately $100 million. All fees include meetings, reporting, training, and related expenses. No additional compensation is payable without prior written approval.

The Agreement is structured in compliance with California Government Code §§53600 et seq., §53607, the City's adopted Investment Policy, and all applicable procurement requirements.

BACKGROUND: The City issued Request for Proposals No. FIN-2025-01 for Investment Management Services in accordance with the City's purchasing policies and competitive procurement requirements. The RFP sought a qualified, SEC-registered investment adviser to provide discretionary portfolio management for the City's operating funds, consistent with California Government Code §§ 53600 et seq., the annual delegation of authority under § 53607, and the City's adopted Investment Policy.

Proposals were evaluated by a review committee based on criteria including:

- Public-sector experience, qualifications, and client references
- Investment philosophy, risk management framework, and compliance program
- Reporting capabilities, technology platform, and service delivery
- Cybersecurity protocols and data protection standards
- Fee structure and overall cost competitiveness

Following evaluation of written proposals and any applicable interviews, Meeder Public Funds, Inc. was determined to be the most qualified firm and to provide the best overall value to the City.

ANALYSIS: The City maintains a fiduciary responsibility to safeguard public funds in accordance with State law and Council-adopted policy. Engaging a qualified SEC-registered investment adviser strengthens institutional controls while preserving Council's annual delegation authority under Government Code §53607.

Under California Government Code §53607, the City Council may delegate investment authority to the Director of Administrative Services on an annual basis. The Agreement is structured to support this delegation framework: Meeder provides professional portfolio management under the direction and oversight of the Director, consistent with the City's Investment Policy. The statutory investment priority hierarchy — safety of principal, liquidity, and yield, in that order — remains the governing framework for all portfolio decisions.

Under the Agreement, Meeder will provide the following services on an ongoing basis:

- Maturity laddering aligned with City cash flow forecasts, continuous credit monitoring, and active positioning throughout interest rate cycles
- Strict adherence to the City's Investment Policy, with investments executed only through qualified broker-dealers consistent with Policy requirements
- Monthly portfolio statements, quarterly performance review meetings with Finance staff, and at least one annual presentation to the City Council
- Conflict-of-interest protections consistent with the Agreement's affiliated-product restrictions and disclosure requirements
- Ongoing training and market education for staff, provided at no additional cost

The Agreement includes explicit safeguards addressing potential conflicts arising from Meeder's or its affiliates' interests in Local Government Investment Pools (LGIPs), money market funds, and other financial products. Meeder has disclosed these relationships in Exhibit C (Terms of Services – Discretionary Accounts). Notwithstanding those disclosures, the Agreement prohibits investment in any affiliated product without prior written approval from the Director and requires full fee disclosure upon request. This provision takes precedence over Exhibit C.

The Agreement also incorporates California Levine Act (Gov. Code §84308) disclosure requirements, which Meeder is required to satisfy prior to Council approval.

This structure improves internal control and oversight while allowing Finance staff to focus on treasury management, forecasting, and broader fiscal strategy. The proposed Agreement reflects industry-standard protections, clear order-of-precedence terms, defined insurance requirements, cybersecurity safeguards, and enforceable proposal commitments. Staff recommend approval as it represents a prudent enhancement to the City's investment governance framework.

ATTACHMENTS: A. Investment Management Professional Services Agreement

AGREEMENT FOR PROFESSIONAL SERVICES FOR DISCRETIONARY INVESTMENT MANAGEMENT SERVICES BETWEEN THE CITY OF SOUTH GATE AND MEEDER PUBLIC FUNDS, INC.

This Agreement for Professional Services for Discretionary Investment Management Services ("Agreement") is made and entered into on March 10, 2026, by and between the City of South Gate, a municipal corporation ("City"), and Meeder Public Funds, Inc., an Ohio corporation and SEC-registered investment adviser ("Consultant"). City and Consultant are sometimes hereinafter individually referred to as a "Party" and collectively as "Parties."

RECITALS

WHEREAS, City desires to retain a qualified provider to provide discretionary investment management services for the City's core operating funds, with investment authority delegated annually under California Government Code §53607, for the purpose of managing the City's operating portfolio in compliance with the City's Investment Policy and applicable State law, with the primary objectives of safety, liquidity, and yield;

WHEREAS, Consultant warrants to City that it has the requisite skills, knowledge, qualifications, manpower, and expertise to perform properly and timely the Professional Services under this Agreement; and

WHEREAS, based on such representation, City desires to contract with Consultant to perform the services as described in the Scope of Services attached hereto as Exhibit "A" of this Agreement.

NOW, THEREFORE, the Parties hereby agree as follows:

1. **SCOPE OF SERVICES.** City hereby engages Consultant, and Consultant accepts such engagement, to perform discretionary investment management services as set forth in the Scope of Services described in the City's Request for Proposals No. FIN-2025-01 for Investment Management Services, attached hereto as Exhibit "A" and incorporated herein by reference, and Consultant's proposal dated December 1, 2025, attached hereto as Exhibit "B" and incorporated herein by reference, together with all material representations, commitments, and service levels contained in Consultant's proposal submitted in response to the RFP, except where expressly modified by this Agreement. Consultant's Terms of Services – Discretionary Accounts are attached hereto as Exhibit "C" and incorporated herein by reference, subject to the Order of Precedence set forth in Section 1.1 below.

   1.1 Order of Precedence. In the event of any inconsistency, conflict, or ambiguity among the documents comprising this Agreement, the following order of precedence shall govern, with the highest priority listed first:

   a. This executed Professional Services Agreement, including all City-approved amendments;

b. The City of South Gate Request for Proposals No. FIN-2025-01, including all written addenda issued by City; and

c. Consultant's proposal submitted in response to the RFP; and

d. Consultant's Terms of Services – Discretionary Accounts, attached hereto as Exhibit "C" and incorporated herein by reference.

In the event of a conflict, the higher-priority document shall control. Administrative, procurement, protest, or solicitation procedures contained in the RFP shall not apply after contract execution unless expressly stated in this Agreement.

2. **COMPENSATION FOR SERVICES.** Consultant shall be compensated for services rendered pursuant to this Agreement based on an asset-based fee calculated on the market value of assets under management (AUM), expressed as basis points on assets under management, and are inclusive of all costs, expenses, overhead, travel time, meetings, reporting, training, and other services required to perform the Services. The fees are as follows: (a) 0.08% (8 basis points) annually on the first $50 million of AUM; (b) 0.06% (6 basis points) annually on AUM from $50 million to $100 million; and (c) 0.04% (4 basis points) annually on AUM over $100 million. The foregoing fee schedule is tiered and each tier of assets under management will be assessed at the rate set forth in the schedule. This fee is inclusive of all costs associated with the management of City's investment portfolio, including investment policy review, cash flow analysis, portfolio management, compliance monitoring, credit analysis, reconciliation, reporting (monthly, quarterly, and annual), online portal access, meetings, best execution, and staff training/education. Fees shall be calculated and billed monthly in arrears. City shall pay Consultant within sixty (60) days of receipt of an undisputed invoice. No additional compensation shall be paid for any other expenses incurred, unless first approved in writing by the Director of Administrative Services or his/her designee.

2.1 Consultant shall meet with City staff no less than quarterly to review portfolio performance, compliance, market conditions, and strategy. Consultant shall also present portfolio performance and outlook to the City Council at least annually, and at additional meetings upon reasonable request by the City. Travel time between Consultant's office and City Hall shall not be billable. Consultant may request an exemption on a case-by-case basis, which shall be subject to City approval.

2.2 Consultant shall be paid in accordance with the fee schedule set forth in Section 2 above. City shall pay Consultant within sixty (60) days of receipt of a complete and undisputed invoice.

2.3 No payment made hereunder by City to Consultant, other than the final payment, shall be construed as an acceptance by City of any work or materials, nor as evidence of satisfactory performance by Consultant of its obligations under this Agreement.

3. **TERM OF AGREEMENT.** This Agreement is effective as of March 10, 2026, and will remain in effect for an initial term of three (3) years from said date, with the option of up to two (2) one-year renewals at the City's sole discretion. The total contract term shall not exceed five (5) years, subject to the City Council's annual delegation of investment authority under California Government Code §53607. Either Party may terminate this Agreement without cause upon thirty (30) days' written notice to the other Party.

4. **CITY AGENT.** The Director of Administrative Services ("Director"), or his/her designee, for the purposes of this Agreement, is the agent for City. Whenever approval or authorization is required, Consultant understands that the Director, or his/her designee, has the authority to provide that approval or authorization.

5. **CONFLICT OF INTEREST.** Consultant represents that it presently has no interest and shall not acquire any interest, direct or indirect, in any real property located in the City which may be affected by the services to be performed by Consultant under this Agreement. Consultant further represents that in performance of this Agreement, no person having any such interest shall be employed by it. Within ten (10) days, Consultant agrees that it will immediately notify City of any other conflict of interest that may exist or develop during the term of this Agreement.

   5.1 Consultant represents that no City employee or official has a material financial interest in Consultant's business. During the term of this Agreement and/or as a result of being awarded this Agreement, Consultant shall not offer, encourage or accept any financial interest in Consultant's business or in this Agreement by any City employee or official.

6. **GENERAL TERMS AND CONDITIONS.**

   6.1 Termination for Convenience. City may terminate this Agreement at any time without cause by giving thirty (30) days written notice to Consultant of such termination and specifying the effective date thereof. In that event, all finished or unfinished documents and other materials shall, at the option of City, become its property. If this Agreement is terminated by City as provided herein, Consultant will be paid the total amount of its costs as of the termination date. In no event shall the amount payable upon termination exceed the total maximum compensation provided for in this Agreement.

   6.2 Termination for Cause.

   6.2.1 City may, by written notice to Consultant, terminate the whole or any part of this Agreement in any of the following circumstances:

   a. If Consultant fails to perform the services required by this Agreement within the time specified herein or any authorized extension thereof; or

   b. If Consultant fails to perform the services called for by this Agreement or

so fails to make progress as to endanger performance of this Agreement in accordance with its terms, and in either of these circumstances does not correct such failure withing a period of ten (10) days (or such longer period as City may authorize in writing) after receipt of notice from City specifying such failure.

c. If Consultant fails to comply with applicable law, or loss of required licensure or registration.

6.2.2 In the event City terminates this Agreement in whole or in part as provided above in Subsection 6.2.1, City may procure, upon such terms and in such manner as it may deem appropriate, services similar to those terminated.

6.2.3 If this Agreement is terminated as provided above in Subsection 6.2.1, City may require Consultant to provide all finished or unfinished documents, data, studies, drawings, maps, photographs, reports, films, charts, sketches, computations, surveys, models, or other similar documentation prepared by Consultant. Upon such termination, Consultant shall be paid an amount equal to the value of the work performed. In ascertaining the value of the work performed up to the date of termination, consideration shall be given to both completed work and work in progress, to complete and incomplete drawings, and to other documents whether delivered to City or in possession of Consultant, and to authorized reimbursement expenses.

6.2.4 If, after notice of termination of the Agreement under the provisions of Subsection 6.2.1 above, it is determined, for any reason, that Consultant was not in default, or that the default was excusable, then the rights and obligations of the Parties shall be the same as if the notice of termination had been issued pursuant to Subsection 6.1. above.

6.3 Non-Assignability. Consultant shall not assign or transfer any interest in this Agreement without the express prior written consent of City.

6.4 Non-Discrimination.

6.4.1 Consultant shall not discriminate against any employee, subcontractor, or applicant for employment because of race, creed, gender, gender identity (including gender expression), color, religion, ancestry, sexual orientation, national origin, disability, age, marital status, family/parental status, or veteran/military status, in the performance of its services and duties pursuant to this Agreement and will comply with all applicable laws, ordinances and codes of the federal, state, and county and the City governments. Consultant will take affirmative action to ensure that subcontractors and applicants are employed, and that employees are treated during employment without regard to their race, color,

religion, ancestry, sex, national origin, disability, or age. Consultant will take affirmative action to ensure that all employment practices, including those of any subcontractors retained by Consultant to perform services under this Agreement, are free from such discrimination. Such employment practices include, but are limited to: hiring, upgrading, demotion, transfer, recruitment, recruitment advertising, layoff, termination, rates of pay or other forms of compensation, and selection for training, including apprenticeship.

6.4.2 The provisions of Subsection 6.4.1 above shall be included in all solicitations or advertisements placed by or on behalf of Consultant for personnel to perform any services under this Agreement. City shall have access to all documents, data, and records of Consultant and its subcontractors for purposes of determining compliance with the equal employment opportunity and non-discrimination provisions of this Section, and all applicable provisions of Executive Order No. 11246 (relating to federal restrictions against discriminatory practices) is available for review and on file with the City Clerk's Office.

6.5 Insurance. Consultant shall procure and maintain, at its sole cost and expense, insurance coverage meeting or exceeding the requirements set forth in Section 17.2 of the City's Request for Proposals No. FIN-2025-01 ("RFP"). Such insurance shall remain in full force and effect for the duration of this Agreement and any applicable extended reporting periods. Consultant shall submit certificates of insurance and required endorsements to City no less than one (1) day prior to commencement of Services and upon each policy renewal. The required insurance shall include, at a minimum, the following:

6.5.1 Commercial General Liability insurance with limits of not less than $1,000,000 per occurrence and $2,000,000 general aggregate, covering bodily injury, property damage, personal and advertising injury, products/completed operations, and contractual liability.

6.5.2 Automobile Liability insurance with limits of not less than $1,000,000 per accident for bodily injury and property damage, covering owned, hired, and non-owned vehicles, if applicable.

6.5.3 Workers' Compensation insurance as required by California law, together with Employer's Liability insurance with limits of not less than $1,000,000. Consultant shall require all subcontractors to maintain equivalent coverage for their respective employees.

6.5.4 Professional Liability insurance with limits of not less than $10,000,000 per claim and aggregate, covering negligent acts, errors, omissions, breach of fiduciary duty, failure to follow investment guidelines, and errors in the rendering of professional investment advisory services.

6.5.5 Cyber Liability insurance with limits of not less than $3,000,000 per claim and aggregate, covering unauthorized access, data breaches, privacy violations, network security failures, incident response costs, regulatory proceedings where insurable, and liability arising from third-party service providers.

6.5.6 Crime or Fidelity Bond coverage with limits of not less than $5,000,000, covering employee dishonesty, forgery or alteration, computer fraud, funds transfer fraud, and loss of City money or securities.

6.5.7 Insurance Conditions. All required policies shall:

a. Be issued by insurers admitted and authorized to do business in the State of California, or otherwise approved in writing by City, and rated A- (VII) or better by A.M. Best;

b. Name the City of South Gate, its elected and appointed officials, officers, employees, and agents as additional insureds where applicable;

c. Be primary and non-contributory with respect to any insurance or self-insurance maintained by City;

d. Include a waiver of subrogation in favor of City where permitted by law; and

e. Provide that coverage shall not be canceled, reduced, or materially altered without at least thirty (30) days' prior written notice to City.

6.5.8 Any claims-made policies shall have retroactive dates acceptable to City and shall be maintained, or extended reporting ("tail") coverage provided, for a period of not less than three (3) years following termination or expiration of this Agreement.

6.5.9 Consultant shall provide certificates of insurance and copies of required endorsements to City prior to commencement of Services and upon renewal of any policy. Failure to maintain required insurance shall constitute a material breach of this Agreement.

6.6 Indemnification. Consultant agrees to indemnify, defend and hold harmless City and/or any other City agency, including other employees, officers and representatives, for/from any and all claims or actions of any kind asserted against City and/or any other City agency arising out of Consultant's (including Consultant's employees, representatives, products and subcontractors) negligent performance under this Agreement, excepting only such claims or actions which may arise out of sole or active negligence of City and/or any other City agency, or any third parties not acting on behalf of, at the direction of, or under the control of Consultant.

6.7 Compliance with Applicable Law. Consultant and City shall comply with all applicable laws, ordinances, and codes of the Federal, State, County and City governments, without regard to conflict of law principles.

6.8 Independent Contractor. This Agreement is by and between City and Consultant and is not intended, nor shall it be construed, to create the relationship of agency, servant, employee, partnership, joint venture, or association, as between City and Consultant.

6.8.1 Consultant shall be an independent contractor and shall have no power to incur any debt or obligation for or on behalf of City. Neither City nor any of its officers or employees shall have any control over the conduct of Consultant, or any of Consultant's employees, except as herein set forth, and Consultant expressly warrants not to, at any time or in any manner, represent that it, or any of its agents, servants or employees are in any manner employees of City, it being distinctly understood that Consultant is and shall at all times remain to City a wholly independent contractor and Consultant's obligations to City are solely such as are prescribed by this Agreement.

6.8.2 Indemnification of CalPERS Determination - In the event that Consultant or any employee, agent, or subcontractor of Consultant providing services under this Agreement claims or is determined by a court of competent jurisdiction or CalPERS to be eligible for enrollment in CalPERS as an employee of City, Consultant shall indemnify, defend, and hold harmless City for the payment of any employee and/or employer contributions for CalPERS benefits on behalf of Consultant or its employees, agents, or subcontractors, as well as, for the payment of any penalties and interest on such contributions which would otherwise be the responsibility of City.

6.8.3 Business License Required. According to Title 2.08.40 of the South Gate Municipal Code, a business license will be required prior to doing business within the City, even if the business is located outside of the City. Verification of a valid South Gate business license will be required prior to start of work and any fees associated with the acquisition or maintenance of such business license shall be the sole responsibility of Consultant.

6.9 Consultant's Personnel.

6.9.1 All services required under the Agreement will be performed by Consultant, or under Consultant's direct supervision, and all personnel shall possess the qualifications, permits and licenses required by State and local law to perform such services, including, without limitation, a City of South Gate business license as required by the South Gate Municipal Code.

6.9.2 Consultant shall be solely responsible for the satisfactory work performance of all personnel engaged in performing services required by this Agreement, and compliance with all reasonable performance standards established by City.

6.9.3 Consultant shall be responsible for payment of all employees' and subcontractors' wages and benefits and shall comply with all requirements pertaining to employer's liability, workers' compensation, unemployment insurance and Social Security.

6.9.4 Consultant shall indemnify and hold harmless City and all other related entities, officers, employees and representatives from any liability, damages, claims, costs, and expenses of any nature arising from alleged violations of personnel practices or of any acts of omissions by Consultant in connection with the work performed arising from this Agreement.

6.10 Copyright. No reports, maps or other documents produced in whole or in part under this Agreement shall be the subject of an application for copyright by or on behalf of Consultant.

6.11 Legal Construction.

6.11.1 This Agreement is made and entered into in the State of California and shall in all respects be interpreted, enforced, and governed under the laws of the State of California without regard to conflict of law principles.

6.11.2 This Agreement shall be construed without regard to the identity of the persons who drafted its various provisions. Each and every provision of this Agreement shall be construed as though each of the parties participated equally in the drafting of same, and any rule of construction that a document is to be construed against the drafting party shall not be applicable to this Agreement.

6.11.3. The article and section, captions and headings herein have been inserted for convenience only and shall not be considered or referred to in resolving questions of interpretation or construction.

6.11.4. Whenever in this Agreement the context may so require, the masculine gender shall be deemed to refer to and include the feminine and neuter, and the singular shall refer to and include the plural.

6.12 Counterparts. This Agreement may be executed in counterparts and, as so executed, shall constitute an agreement which shall be binding upon all Parties hereto.

6.13 Final Payment Acceptance Constitutes Release. The acceptance by Consultant of the final payment made under this Agreement shall operate as and be a release of City from

all claims and liabilities for compensation to Consultant for anything done, furnished, or relating to Consultant's work or services. Acceptance of payment shall be any negotiation of City's check or the failure to make a written extra compensation claim within ten (10) calendar days of the receipt of that check. However, approval or payment by City shall not constitute, nor be deemed, a release of the responsibility and liability of Consultant, its employees, sub-consultants and agents for the accuracy and competency of the information provided and/or work performed; nor shall such approval or payment be deemed to be an assumption of such responsibility or liability by City for any defect or error in the work prepared by Consultant, its employees, sub-consultants and agents.

6.14 Corrections. In addition to the above indemnification obligations, Consultant shall correct, at its expense, all errors in the work which may be disclosed during City's review of Consultant's report or plans. Should Consultant fail to make such correction in a reasonably, timely manner, such correction shall be made by City, and the cost thereof shall be charged to Consultant.

6.15 Files. All files of Consultant pertaining to City shall be and remain the property of City. Consultant will control the physical location of such files during the term of this Agreement and shall be entitled to retain copies of such files upon termination of this Agreement.

6.16 Waiver; Remedies Cumulative. Failure by a Party to insist upon the performance of any of the provisions of this Agreement by the other party, irrespective of the length of time for which such failure continues, shall not constitute a waiver of such Party's right to demand compliance by such other Party in the future. No waiver by a Party of a default or breach of the other party shall be effective or binding upon such a Party unless made in writing by such Party, and no such waiver shall be implied from any omissions by a Party to take any action with respect to such default or breach. No express written waiver of a specified default or breach shall affect any other default or breach, or cover any other period of time, other than any default or breach and/or period of time specified. All of the remedies permitted or available to a Party under this Agreement, or at law or in equity, shall be cumulative and alternative, and invocation of any such right or remedy shall not constitute a waiver or election of remedies with respect to any other permitted or available right of remedy.

6.17 Mitigation of Damages. In all such situations arising out of this Agreement, the Parties shall attempt to avoid and minimize the damages resulting from the conduct of the other Party.

6.18 Severability. If any provision in this Agreement is held by a court of competent jurisdiction to be invalid, void, or unenforceable, the remaining provisions will nevertheless continue in full force without being impaired or invalidated in any way.

6.19 Attorneys' Fees. The Parties hereto acknowledge and agree that each will bear his or its

own costs, expenses and attorneys' fees arising out of and/or connected with the negotiation, drafting and execution of the Agreement, and all matters arising out of or connected therewith except that, in the event any action is brought by any Party hereto to enforce this Agreement, the prevailing Party in such action shall be entitled to reasonable attorneys' fees and costs in addition to all other relief to which that Party or those Parties may be entitled.

6.20 Entire Agreement and Amendments. This Agreement constitutes the whole agreement between City and Consultant, and neither party has made any representations to the other except as expressly contained herein. Neither party, in executing or performing this Agreement, is relying upon any statement or information not contained in this Agreement. Any amendments, changes or modifications to this Agreement must be made in writing and appropriately executed by both City and Consultant.

6.21 Notices, Venues and Governing Law. This Agreement shall be governed by the laws of the state of California, without regard to conflict of laws principles. Any notice required to be given hereunder shall be deemed to have been given by email transmission with confirmation of delivery and depositing said notice in the United States mail, postage prepaid, and addressed as follows:

TO CITY:
City of South Gate
Luis Frausto, Director of Administrative Services
8650 California Avenue
South Gate, CA 90280
Email: lfrausto@sogate.org
TEL: (323) 563-9522

WITH COURTESY COPY TO:
City of South Gate
Yodit Glaze, City Clerk
8650 California Avenue
South Gate, CA 90280
Email: yglaze@sogate.org
TEL: (323) 563-9510

TO CONSULTANT:
Meeder Public Funds, Inc.
Jim McCourt, CFA, Director, Advisory Services
1111 West Ocean Boulevard, 4th Floor
Long Beach, CA 90802
TEL: 866.633.3371
Email: jmccourt@meederinvestment.com

6.22 Warranty of Authorized Signatories. Each of the signatories hereto warrants and represents that he or she is competent and authorized to enter into this Agreement on behalf of the Party for whom he or she purports to sign.

6.23 Consultation with Attorney. Consultant warrants and represents that it has consulted with an attorney or knowingly and voluntarily decided to forgo such a consultation.

6.24 Interpretation Against Drafting Party. City and Consultant agree that they have cooperated in the review and drafting of this agreement. Accordingly, in the event of any ambiguity, neither Party may claim that the interpretation of this Agreement shall be construed against either Party solely because that Party drafted all or a portion of this Agreement, or the clause at issue.

7. **COMPLIANCE WITH CITY INVESTMENT POLICY.** Consultant shall manage the City's investment portfolio in strict compliance with the City's Statement of Investment Policy, as adopted by the City Council and as may be amended from time to time ("Investment Policy"). City shall provide Consultant with a copy of the current Investment Policy and shall notify Consultant in writing of any amendments or modifications at least ten (10) days prior to the effective date of such changes. Consultant shall be entitled to rely on the most recent Investment Policy provided by the City. In the event of any conflict between Consultant's Terms of Services (Exhibit "C") and the City's Investment Policy, the Investment Policy shall prevail.

8. **BROKER-DEALER REQUIREMENTS.** All securities transactions executed on behalf of City shall be conducted only through broker-dealers that meet the requirements set forth in Section VIII of the City's Investment Policy, including but not limited to: (a) institutions licensed by the State of California as a broker/dealer and members of the Financial Industry Regulatory Authority (FINRA) or a federally regulated securities exchange; (b) National or State-Chartered Banks; (c) Federal or State Associations as defined by Section 5102 of the California Financial Code; or (d) brokerage firms designated as Primary Government Dealers by the Federal Reserve Bank. Consultant shall maintain a list of broker-dealers used for City transactions and shall provide such list to City upon request.

9. **AFFILIATED PRODUCTS AND CONFLICTS OF INTEREST.** Consultant has disclosed in Exhibit "C" certain conflicts of interest arising from Consultant's or its affiliates' financial interests in Local Government Investment Pools (LGIPs), money market funds, and other financial products that Consultant may recommend. City acknowledges these disclosures. Notwithstanding anything in Exhibit "C" to the contrary, Consultant shall not invest City funds in any investment product, fund, or pool in which Consultant or any of its affiliates earns advisory, administrative, or other fees without the prior written approval of the Director of Administrative Services. Upon request, Consultant shall disclose to City all fees or compensation received by Consultant or its affiliates in connection with any investment recommended or made on behalf of the City.

10. **USE OF CITY NAME AND MARKETING.** Notwithstanding Section 14 of Exhibit "C" or any other provision to the contrary, Consultant shall not use the City's name, logo, seal, or any other identifying marks in any sales, marketing, advertising, or promotional materials, client lists, references, case studies, or press releases without the prior express written consent of the City. Any request for such consent shall be submitted to the Director of Administrative Services and shall include the specific proposed use and context. This restriction shall survive termination or expiration of this Agreement.

11. **CONFIDENTIALITY AND PUBLIC RECORDS.** City agrees to maintain the confidentiality of Consultant's proprietary and confidential business information to the extent permitted by law. However, City is a public agency subject to the California Public Records Act (Government Code Section 6250 et seq.) and other legal requirements mandating disclosure of public records. Consultant acknowledges and agrees that: (a) documents and information provided to or generated by City in connection with this Agreement may be subject to disclosure under the Public Records Act or in response to subpoenas, court orders, or other legal process; (b) City shall not be liable to Consultant for any disclosure made in good faith pursuant to the Public Records Act or legal compulsion; and (c) if City receives a request for documents that Consultant has identified as confidential or proprietary, City shall, to the extent practicable and permitted by law, provide Consultant with reasonable notice prior to disclosure to allow Consultant the opportunity to seek a protective order or other appropriate remedy. The final determination as to disclosure shall rest solely with City. This Section shall not limit City's obligations under any applicable non-disclosure provisions of federal or state law.

12. **CYBERSECURITY AND DATA PROTECTION.** Consultant shall maintain administrative, technical, and physical safeguards that meet or exceed industry standards and the requirements set forth in the RFP, including but not limited to SOC 2 Type II–equivalent controls, secure data handling, and U.S.-based data residency.

    Consultant shall notify City in writing of any actual or suspected cybersecurity incident involving City data within twenty-four (24) hours of discovery, and within two (2) hours if personally identifiable information is involved. Consultant shall cooperate fully with City in the investigation, mitigation, remediation, and required notifications.

    Consultant shall maintain and test business continuity and disaster recovery plans at least annually and shall provide summaries upon request.

13. **CALIFORNIA LEVINE ACT DISCLOSURE STATEMENT.** In accordance with California SB1439 extended requirements under Government Code Section 84308, also known as the "Levine Act," a disclosure must be filed of political contributions totaling more than two hundred fifty dollars ($250) within the previous twelve (12) months, and for three (3) months following the date a final decision is made to award an agreement. Therefore, the City requires that Consultant fill out the California Levine Act Disclosure Statement form available on the City website and submit it to the City Clerk's Office prior to the approval of this Agreement.

14. **PROPOSAL COMMITMENTS.** All material representations, staffing commitments, service descriptions, reporting features, and performance obligations contained in Consultant's proposal are deemed contractual obligations and enforceable under this Agreement unless expressly superseded by the terms of this Agreement.

15. EFFECTIVE DATE. The effective date of this Agreement is March 10, 2026, and will remain in effect for three (3) years from said date, with up to two (2) one-year renewals at the City's sole discretion, subject to annual delegation under California Government Code §53607, unless otherwise terminated in accordance with the terms of this Agreement.

IN WITNESS WHEREOF, the Parties hereto have caused this Agreement to be executed and attested by their respective officers thereunto duly authorized.

CITY OF SOUTH GATE:

By: _____
Joshua Barron, Mayor

Dated: _____

ATTEST:

By: _____
Yodit Glaze, City Clerk
(SEAL)

APPROVED AS TO FORM:

By: _____
Raul F. Salinas, City Attorney

MEEDER PUBLIC FUNDS, INC.:

By: _____
Jason Headings, Senior Vice President

Dated: _____

5116863.1 -- L235.0

EXHIBIT "A"
(Scope of Services)

6. MINIMUM QUALIFICATIONS

A. Registration: Investment Manager shall be an SEC-registered investment adviser (RIA) or bank trust department authorized to provide discretionary investment management services in the State of California.
B. Experience: Minimum five (5) years of experience managing operating portfolios for California municipal or public agency clients.
C. Assets Under Management: At least $2 billion in public-sector assets under ongoing management.
D. Regulatory History: No material disciplinary actions, client complaints, or enforcement proceedings filed against the firm, its affiliates, or key personnel with the SEC, FINRA, or any state agency within the past five (5) years.
E. Independence and Disclosure: The Manager must be independent of any independent of any broker/dealer or fully disclose all affiliations and revenue-sharing arrangements related to the City's portfolio.
F. Insurance: Maintain not less than $10 million in professional liability (E&O) coverage and $10 million in fidelity bond coverage.
G. Technology and Security: Provide a secure client portal and maintain cybersecurity controls consistent with SOC 2 Type II or equivalent standards.

7. SCOPE OF SERVICES / REQUIREMENT SPECIFICATIONS

The Investment Manager shall provide full-service discretionary investment management for the City's core operating funds in accordance with the City's Investment Policy and applicable law. Services shall include, but are not limited to:

A. Develop and implement an investment strategy consistent with the City's Investment Policy, cash-flow requirements, and risk parameters.
B. Buy and sell authorized securities on a delivery-versus-payment (DVP) basis and maintain documentation demonstrating best execution for all trades.
C. Coordinate maturities with the City's projected cash-flow needs and collaborate annually with staff to review and refine cash-flow forecasts. The Accounting and Finance Manager will provide liquidity forecasts on a regular basis.
D. Conduct credit and counterparty due diligence, including broker/dealer approval reviews and ongoing monitoring of issuers, custodial institutions, and depository banks.
E. Provide ongoing market and economic research, interest-rate outlooks, and scenario analyses to support strategic decisions.
F. Prepare quarterly performance and compliance reports meeting California Gov. Code § 53646 and provide monthly transaction and holding summaries. Each quarterly report shall include portfolio composition, sector distribution, yield, duration, and performance versus the approved benchmark, and shall incorporate balances in LAIF or other authorized investment pools.
G. Provide annual strategy and policy review recommendations.

H. Maintain a secure online portal for portfolio access and performance analytics.
I. Meet quarterly with City staff and, at least annually, with the City Council to present portfolio performance and outlook.
J. Provide, upon request and subject to mutual scheduling, training for City staff on investment management or treasury topics relevant to the City's portfolio.
K. Ensure that all securities are held in the City's name and safekept by the City's designated third-party custodian; the Manager shall have no custody of assets. All securities shall be held in the City's account with its designated custodian bank. The Investment Manager will direct transactions on a delivery-versus-payment (DVP) basis through the custodian.
L. Coordinate with City staff on liquidity allocations between the portfolio and external investment pools such as LAIF or CAMP, consistent with the City's cash-flow needs and policy limits.
M. Assist City staff and external auditors during annual investment compliance reviews by providing portfolio data, reconciliations to custodian statements, and supporting documentation as requested.

7.1 Written and Oral Reports

The Investment Manager shall provide quarterly written reports in compliance with California Government Code § 53646 and the City's Investment Policy. The report format shall be one agreed to by the City. Reports shall include portfolio holdings, transactions, compliance statements, market commentary, and performance results versus the benchmark. The performance benchmark shall be mutually agreed upon during contract negotiations and shall be the ICE BofA 1–3 Year U.S. Government/Corporate Index by default, unless otherwise mutually agreed.

The Manager shall be available to meet with City staff on a quarterly basis to review portfolio activity and market conditions, and shall provide an annual oral presentation to the City Council, summarizing performance, outlook, and compliance status. Additional presentations may be requested as needed in response to significant market events or policy updates.

7.2 Investment Policy Review and Evaluation

On an annual basis, the Manager shall review the City's Investment Policy to ensure it is consistent with current law, market practices, and GFOA best practices. The Manager shall provide written recommendations for potential revisions and participate in discussions with City staff during the annual policy review process.

All policy recommendations and performance reports will be provided in draft form at least two weeks before the City's scheduled Council or Commission review meeting.

7.3 Implementation and Transition Plan

The Contractor shall provide a comprehensive, coordinated, and timely implementation and transition plan to ensure uninterrupted City operations during the conversion of

investment management services. The plan shall be developed in collaboration with the City's Financial Management Department and approved prior to commencement.

7.4 Customer Service and Relationship Management

The Contractor shall provide a high level of customer service and relationship support to ensure responsive communication, prompt issue resolution, and continuity of service for all City investment options.

Minimum service requirements include:

A. Dedicated Service Team: A service team that ensures real-time responsiveness during the City's business hours (7 a.m.–6 p.m. PT). Provide an updated contact list including Relationship Manager, customer service officers, and technical support staff.

B. Relationship Manager: Designate a Relationship Manager (Vice President level or equivalent) experienced in public sector investments, with authority to coordinate all services, resolve issues, and provide consultation on new products or enhancements. The Relationship Manager shall be available for onsite or virtual meetings as requested by the City, and at least annually for a formal review of the relationship.

C. Customer Support and Availability: Provide responsive customer service for transaction inquiries, research requests, and troubleshooting of operational or technical issues.

    1. Initial response within the same business day;

    2. Resolution or status update within one (1) business day of initial contact;

    3. Provide Portfolio support and analytics assistance during regular business hours.

D. Research and Documentation: Provide other requested documents within 24 hours of request. Maintain and provide accurate reports to the City upon request.

E. Training and Service Reviews: Provide ongoing training for City staff on all aspects of investment management and investment analysis. Conduct periodic service reviews with City Finance staff to assess performance, discuss enhancements, and identify efficiency improvements.

F. Notifications and Alerts: Provide real-time alerts or notifications for Key investment accounts or data system events, including failed file transmissions, account overdrafts, unauthorized transactions, or failed user authentications.

7.5 Cybersecurity and Data Protection

The Contractor shall maintain comprehensive information security, cybersecurity, and data-protection programs consistent with financial-industry regulations, FFIEC guidance,

and applicable public-sector requirements. All systems, applications, and third-party providers supporting City operations shall comply with the controls described below.

A. Governance and Oversight

1. Maintain a documented Information Security and Cyber Risk Management Program, including incident-response, business-continuity, and disaster-recovery plans applicable to public-sector clients.
2. Provide annual independent audit reports (SOC 1/SOC 2 Type II or SSAE-18) issued by a licensed AICPA-credentialed auditor.
3. Align policies and controls with recognized frameworks such as ISO/IEC 27001, 27002, and NIST SP 800-53.
4. Ensure that all subcontractors and third-party service providers follow equivalent security protocols and are contractually bound to confidentiality and breach-notification standards.

B. Data Protection and Residency

1. Protect City data in transit and at rest using industry-standard encryption (e.g., AES-256).
2. Store and process all primary City data within the continental United States; use of secondary or disaster-recovery sites outside the U.S. requires prior written City approval.
3. Sanitize or destroy media containing City data prior to reuse or disposal, in compliance with NIST SP 800-88.

C. Application and Access Security

1. Require multi-factor authentication (MFA) for all users and administrators and enforce strong password policies.
2. Support role-based access control (RBAC) and automatic account de-provisioning after defined inactivity.
3. Maintain comprehensive audit trails of user and administrative activity, with reporting and alerting available to City administrators.
4. Implement secure session management, timeouts, and re-authentication to prevent unauthorized access.
5. Conduct regular application-layer vulnerability scans and penetration tests; remediate findings promptly.

D. Network and Technical Controls

1. Operate a 24/7 Security Operations Center (SOC) or equivalent capability providing real-time threat monitoring and incident escalation.

2. Maintain intrusion-detection and prevention systems (IDS/IPS), updated malicious-code protection, and vulnerability-management processes following NIST or ISO best practices.

3. Prevent insider threats and unauthorized external access through layered security controls and least-privilege principles.

E. Incident Response and Continuity of Operations

1. Notify the City within twenty-four (24) hours of any confirmed or suspected security incident, and within two (2) hours if Personally Identifiable Information (PII) is involved.

2. Maintain business continuity and disaster recovery procedures, ensuring uninterrupted access to the City's portfolio data and reports in the event of a cyber or system incident.

3. Provide executive summaries of the last two annual BC/DR tests, including Recovery Time Objective (RTO) and Recovery Point Objective (RPO) metrics for relevant systems.

4. Do not restrict or disable City user access to the client reporting portal during a security event unless required by law or directed by the City.

5. The Contractor shall be responsible for damages arising from any breach or compromise attributable to its negligence or that of its subcontractors.

F. Transparency and Reporting

1. Upon request, provide the City with an overview of system and application-security features, audit results, and privacy policies describing collection, use, and retention of client data.

2. The City reserves the right to review relevant security documentation and request clarification of any material findings.

EXHIBIT "B"
(Consultant's Proposal)

City of South Gate

Request for Proposals for Investment Management Services RFP No. FIN-2025-01

DECEMBER 1, 2025

MEEDER
PUBLIC FUNDS

Cover Letter

MEEDER
PUBLIC FUNDS

JASON HEADINGS, CMT
SR. VICE PRESIDENT

614.760.2111
jheadings@meederinvestment.com

To the City of South Gate,

Meeder Public Funds is pleased to submit our proposal for Investment Management Services to the City of South Gate. With 35 years of experience managing the investment portfolios of public entities on a fiduciary basis and the continued dedication to use our resources to provide exemplary service to our clients, Meeder is uniquely positioned to help the City establish a financial foundation on which it can thrive going into the future. Meeder is committed to helping the City achieve its objective of maximizing income, while focusing on the preservation of principal, maintenance of liquidity, and complying with California Government Code and the City's investment policy.

We currently manage and advise investment portfolios for more than 400 public entity clients as of 12/31/2024 and are committed to executing all items outlined in the Scope of Services.

At Meeder, we pride ourselves on living up to a simple mantra that we want all our clients to experience throughout our relationship: **With you. For you.**

EXPERIENCE

Meeder brings a unique combination of advisory and investment expertise to the table for our clients. Our team includes 7 individuals that have been in your shoes, serving in your roles at public entities, including positions at the state, county, and city levels. That experience, combined with a team of Portfolio Managers that average more than 18 years of fixed income experience makes Meeder uniquely qualified to help your team navigate through all situations the City may face.

HOLISTIC APPROACH

We will work with the City to take a holistic approach to the investment of your funds, focusing on your entire financial picture. We will review your cash flow and offer recommendations on all aspects of your treasury management process. This is the difference between a true advisor and a manager who simply manages a portion of City funds.

TRUSTED ADVISORS

Our goal truly is to be viewed as your trusted advisor. We are here for you in all aspects of your treasury management program, not just the investment of your funds. Lean on our team and experience for any questions that may arise. If we don't have an answer, odds are that one of our clients has experienced something similar and we can get you the assistance you need, no matter the topic.

Cover Letter

MEEDER
PUBLIC FUNDS

We acknowledge all addenda for the RFP. Prior to contract execution, we can obtain a City of South Gate business license.

Jason Headings, CMT, is authorized to make representations for the organization and serves as Senior Vice President for Meeder Public Funds, Inc.

Services will take place at our Columbus, Ohio headquarters.

Address: 6125 Memorial Drive, Dublin, Ohio 43017

Meeder respectfully requests that the client information on pages 17, 21, 23, 35-38, 47-48, and 52 of this response be excluded from any public information request relating to this RFP on the basis that it constitutes a trade secret.

We look forward to your review of our credentials and hope to develop a long-term relationship with the City of South Gate, where we are confident we could add significant value to the City's investment program.

Respectfully,

JASON HEADINGS, CMT
SR. VICE PRESIDENT

614.760.2111
jheadings@meederinvestment.com

Contents

FIRM PROFILE & EXPERIENCE 5

TECHNICAL RESPONSE 7

CUSTOMER SERVICE & ESCALATION PLAN 14

CYBERSECURITY AND DATA-PROTECTION SUMMARY 16

IMPLEMENTATION PLAN & TIMELINE 18

FEE PROPOSAL 20

REFERENCES 22

LEGAL & CONTRACT EXCEPTIONS (IF ANY) 24

PROPOSAL QUESTIONNAIRE 26

A. General Firm Information 27

B. Experience and Qualifications 34

C. Investment Management Approach 39

D. Reporting and Communication 45

E. Risk Management and Compliance 46

F. Team and Staffing 49

G. Client Relationships and Transitions 50

H. Additional Information 53

REQUIRED FORMS 55

Proposer Checklist 56

Conflict of Interest Certification 58

Proposal Certification and Signature Page 59

Non-Collusion Affidavit 60

APPENDIX 61

Terms of Services 62

Certificate of Liability Insurance 64

Privacy Policy 65

Sample Report 66

Form ADV Part 2A 96

Form ADV Part 2B 108

MEEDER PUBLIC FUNDS

1111 West Ocean Boulevard, 4th Floor, Long Beach, CA 90802

1.866.633.3371 | meederpublicfunds.com

Firm Profile & Experience

MEEDER
PUBLIC FUNDS

Firm Profile & Experience

MEEDER
PUBLIC FUNDS

Include financial strength credit ratings, and government clients.

ABOUT MEEDER PUBLIC FUNDS

Founded in 1990, advising public entities for 35 years

1990

Among the largest managers of public funds in the United States

Meeder Investment Management, parent company of Meeder Public Funds, Inc.

Specialized expertise in managing both operating and project funds

Meeder Public Funds has assets under advisement of over $165 billion as of 12/31/24*

$165B+

History of investing public funds in California since 1995

Partner to 400+ public entities nationwide

Customized solutions for:

- Cities, counties, states, and townships
- School districts, libraries, and higher education institutions
- Special district and municipal authorities

National presence with offices in:

- Columbus, Ohio (Headquarters)
- Long Beach, California
- Austin, Texas
- Denver, Colorado
- Lansing, Michigan
- Las Vegas, Nevada
- Salt Lake City, Utah

Meeder Public Funds is registered with the Securities and Exchange Commission.

We have experienced tremendous growth in recent years, and as such we have a growing balance sheet and remain in very healthy financial standing. As a privately held company, we do not typically make our financial statements public. However, if selected we are willing to provide a summary report of our audited financial statements.

*Assets under advisement consist of $59.25 billion of regulatory assets under management for which Meeder Public Funds provides continuous and regular investment management services as disclosed in the Form ADV and $107.75 billion of non-discretionary assets as to which Meeder Public Funds provides strategic advice or consultation but does not have the authority to effectuate transactions.

Technical Response

MEEDER
PUBLIC FUNDS

30

Technical Response

MEEDER
PUBLIC FUNDS

Develop and implement an investment strategy consistent with the City's Investment Policy, cash-flow requirements, and risk parameters.

Meeder Public Funds has earned the trust of state and local governments for over 30 years with a steadfast focus on client goals and a consistent approach to managing client assets. We practice a consistent, highly quantitative strategy when constructing fixed income portfolios for public entities. Through detailed cash flow analysis, we help our clients construct a custom portfolio to meet the unique needs of their entity. These portfolios reflect our emphasis on safety and liquidity while attempting to maximize interest income.

We understand the complexities that public entities face when it comes to creating the optimal investment program and we believe that our decades of experience in public funds investment management makes us the optimal partner for the City. And as an SEC registered investment adviser, we will manage the City's investment portfolio in a fiduciary capacity—meaning we are required to act in YOUR best interests.

With decades of experience investing in the fixed income markets, we have been through several interest rate cycles and understand the possible effects those shifts can have on portfolios. We pride ourselves on our ability to navigate the ever-changing markets.

Our size, scale and longevity provide institutional infrastructure, governance and operational resilience that supports the highest standards for public-sector investment management. Our specific focus on public-sector clients ensures a dedicated, experienced team aligned with the unique requirements of governmental bodies—safety, liquidity, compliance, transparency and accountability. Our demonstrated track-record working with public agencies and governments gives you confidence that we understand your fiduciary obligations, regulatory environment and reporting expectations.

INVESTMENT POLICY REVIEW

Meeder has extensive experience drafting and revising investment policies and portfolio management guidelines for many of our public entity clients. Creating and/or reviewing investment policies is one of the first steps we take with all clients. We encourage a clear and concise investment policy that provides adequate guidance and control without undue administrative burden. At least annually, Meeder will review the Investment Policy of the City and recommend any changes.

CASH-FLOW ANALYSIS

We believe proper cash flow analysis builds a solid foundation for all investment programs. We work with each client on the cash flows of their entity to make sure that we have structured the portfolio to withstand not only their day-to-day cash flow needs, but also unexpected cash flows. We do this by making sure that portfolios not only have a proper amount maturing to meet those needs, but that we also purchase liquid investments that could be sold easily in the event of a cash need. We refer to this as the "Cash Policy". As we analyze cash flows of the City each month, we will monitor cash balances to make sure that they are in excess of the cash policy. This analysis allows us to utilize the regular maturities within the portfolio to ensure that the City always has plenty of cash to cover their upcoming obligations.

Technical Response

MEEDER
PUBLIC FUNDS

Coordinate maturities with the City's projected cash-flow needs and collaborate annually with staff to review and refine cash-flow forecasts. The Accounting and Finance Manager will provide liquidity forecasts on a regular basis.

Fluctuating cash flows are a routine occurrence with many of our clients. After safety of principal, liquidity is the second most important objective of our clients' investment policies. Hence, understanding and addressing a variety of cash flow streams is an important aspect of our work with our clients.

We assist our clients in developing a cash flow forecast, bringing to bear our extensive experience with public entities and utilizing our staff experience. Ongoing dialogue between the City and the Public Funds Advisor includes discussion of any upcoming liquidity in the core portfolio for any expected cash needs.

Meeder analyzes both historic and future cash flows in order to recommend a proper allocation amongst a cash portfolio and a core portfolio. The proper right-sizing of the investment portfolio facilitates meeting liquidity requirements.

When constructing a core portfolio, it is also important to build proper liquidity into the portfolio in order to meet unexpected cash needs and to provide flexibility in managing the funds. Typically, Meeder will accomplish this through a variety of avenues, using Treasury securities within the portfolio which can be readily converted to cash and utilizing short-term commercial paper. In addition, we structure the core portfolio with frequent maturities, which can provide funds to reallocate to the cash portfolio if needed. All of these can help create additional sources of liquidity.

When cash balances are seasonally high, we may recommend additional short-term investments matched to known upcoming cash needs such as operating expenses or debt service payments. Overall, the objective is to maximize the interest earned while making sure that funds are available to meet both expected and unexpected needs.

Buy and sell authorized securities on a delivery-versus-payment (DVP) basis and maintain documentation demonstrating best execution for all trades.

In order to ensure the best price/execution on all trades, we trade with a list of local and nationally recognized broker-dealer based on their reputation, competitive pricing, and trade execution. With access to over 40 broker-dealers. We only purchase securities at the best possible price.

Each transaction is documented and ticketed directly to the client for reconciliation purposes, and will include alternate quotes for that transaction. Additionally, each trade detail is sent separately to the custodian bank through Meeder's investment book of record through an automated process to ensure accurate and timely settlement of positions. GFOA best practices encourage at least 3 bids on each transaction.

32

Technical Response

MEEDER
PUBLIC FUNDS

Conduct credit and counterparty due diligence, including broker/dealer approval reviews and ongoing monitoring of issuers, custodial institutions, and depository banks.

BROKER-DEALER DUE DILIGENCE

Meeder performs due diligence on all broker-dealers approved to conduct business with our trading desk on behalf of our clients. We trade with a vast array of primary and regional broker-dealers nationwide to ensure access to all of the City's eligible investment options at the most competitive pricing.

CREDIT RESEARCH

Our in-house research team monitors corporate issuers in the marketplace, determining our approved issuer list and keeping you appraised of any changes. Our dedicated research team conducts thorough analysis of corporate issuers, evaluating their financial health, creditworthiness, and market performance. Based on this research, we maintain an approved issuer list that guides investment decisions. Regular updates ensure that you are informed about any changes that may affect your portfolio.

CUSTODIAL INSTITUTION AND DEPOSITORY BANK DUE DILIGENCE

Meeder will coordinate the review of the City's existing custodial and safekeeping relationship and assist with the establishment of a new custodial account if needed. We know that portfolios do not stand alone. They have to be backed by strong procedures and controls. We offer advice and assistance in developing these internal support systems. We are able to assist the City with depository bank contract solicitation and review.

In addition to investment management, Meeder provides other support services, such as:

- Development and evaluations of banking and merchant services RFPs (additional cost based on scope of project)
- Development and evaluation of custody RFPs
- Staff Training

These will support the City's staff by leveraging our team and resources to expedite these lengthy and detailed processes.

Provide ongoing market and economic research, interest-rate outlooks, and scenario analyses to support strategic decisions.

We believe in providing the City staff with continuous updates as the markets evolve. We provide the following to our clients:

- Weekly Newsletter
- Monthly Commentary
- Quarterly Webinars
- Adhoc Credit and Economic Updates

These are designed to allow our clients to always have current market information at their fingertips should they desire it.

Technical Response

MEEDER
PUBLIC FUNDS

Prepare quarterly performance and compliance reports meeting California Gov. Code § 53646 and provide monthly transaction and holding summaries. Each quarterly report shall include portfolio composition, sector distribution, yield, duration, and performance versus the approved benchmark, and shall incorporate balances in LAIF or other authorized investment pools.

We utilize Clearwater Analytics for our investment accounting and reporting. Clearwater is the world's leading investment accounting solution and provides the most trusted investment data aggregation, reconciliation, accounting, and reporting.

ONLINE PORTAL

Clients receive online access to their investment accounts through their online portal where they can verify investment positions, daily activity, and investment income. This portal is reconciled with the custodian on a daily basis.

MONTHLY

The monthly report provides an inventory of current holdings, including security description, cost basis, book value, market value and yield to maturity, along with the current month's activity including purchases, sales and income received. In addition, our statements will also have a projected cash flow schedule on all securities along with amortization and accrual schedules, and a summary detailing key portfolio characteristics and attributes.

PERIODIC

Periodic investment review reports include an economic update and a portfolio summary with portfolio metrics. Ad hoc reporting is provided upon request and is a normal part of our process as we customize services to meet clients' needs.

ANNUAL

On an annual basis, GASB reports are prepared for the client at fiscal year-end to assist with GASB reporting requirements and ACFR needs. The reports are structured to meet the requirements under GASB 31 Accounting & Financial Reporting for Certain Investments and for External Investment Pools, GASB 40 Deposit and Investment Risk Disclosures and GASB 72 Fair Value Measurement and Application.

Technical Response

MEEDER
PUBLIC FUNDS

Maintain a secure online portal for portfolio access and performance analytics.

ONLINE PORTAL

Clients receive online access to their investment accounts through their online portal where they can verify investment positions, daily activity, and investment income. The online portal provides a breakdown of the performance between income return and price return net of fees. This portal is reconciled with the custodian on a daily basis.

Provide annual strategy and policy review recommendations.

At least annually, we will review the City's investment strategy, program, and policy to provide recommendations going forward. As changes occur with the economic environment, we will reevaluate the strategy and policy to provide recommendations that make sense for the City.

Meet quarterly with City staff and, at least annually, with the City Council to present portfolio performance and outlook.

We typically recommend monthly or quarterly meetings with the City Staff to review the portfolio strategy and discuss the City's cash flow. Jim McCourt, Director, Advisory Services, will lead these meetings. We are also able to attend meetings with City Council, at least annually, or as requested. Outside of the regular meetings with City staff, Jim will be accessible as often as needed to make sure the City is getting the service it desires.

Provide, upon request and subject to mutual scheduling, training for City staff on investment management or treasury topics relevant to the City's portfolio.

At Meeder, we believe that empowering our clients through education is just as important as managing their investments. Training and education are woven into the fabric of our firm's culture, reflecting our commitment to transparency, knowledge-sharing, and partnership.

Our specialized focus on public funds investment management, combined with a deep bench of experienced professionals and robust resources, uniquely positions us to keep our public entity clients continuously informed. We go beyond basic updates—we provide insights that help you make well-informed decisions in a complex and ever-changing market landscape.

Clients benefit from a structured and consistent communication cadence, including:

Weekly and Monthly Market Commentary Emails	Clear, concise updates that keep you informed of key market trends and developments.
Quarterly Economic & Market Update Webinars	In-depth briefings from our investment team that offer strategic insights and forecasts relevant to public fund portfolios.
Targeted Online Training Seminars	Customized sessions offered throughout the year to ensure your staff remains informed and confident in their understanding of market dynamics and investment strategy.
Proactive Client Outreach	Our team doesn't wait for questions—we reach out regularly to check in, provide updates, and ensure you're equipped with timely information to navigate changing market conditions.

Technical Response

MEEDER
PUBLIC FUNDS

Ensure that all securities are held in the City's name and safekept by the City's designated third-party custodian; the Manager shall have no custody of assets. All securities shall be held in the City's account with its designated custodian bank. The Investment Manager will direct transactions on a delivery-versus- payment (DVP) basis through the custodian.

Meeder Public Funds will not take possession of City funds and they will be held at the designated third-party custodian in the City's name. All transactions will be direct on a DVP basis.

Coordinate with City staff on liquidity allocations between the portfolio and external investment pools such as LAIF or CAMP, consistent with the City's cash-flow needs and policy limits.

Meeder first analyzes historical cash flows to determine whether the core investment strategy fits the entity's needs. A portfolio strategy is created which may change regularly based upon the economic climate, fluctuating cash balances and timing of receiving revenues. Meeder's cash flow modeling reveals historical cash low points to determine a baseline cash policy. Hypothetical scenarios are run to project different variances, due to positive or negative flows into the portfolio, to optimize cash management. Over time, the amount invested in cash versus longer-term investments is adjusted to increase or decrease as the fiscal outlook changes.

Once Meeder understands the City's cash flow needs and seasonality of cash flow, Meeder structures investment portfolios to ensure funds are available to meet day-to-day operating expenses, together with future expenditures. Funds are invested using a combination of securities that balances the need for liquidity while maximizing return. Portfolios are monitored dynamically to ensure the proper balance between invested balances and cash or equivalents, such as third-party money market mutual funds. With a regular flow of maturities in the portfolio serving as backup liquidity, Meeder keeps the portfolio fully invested in order to maximize income and minimize cash drag.

Assist City staff and external auditors during annual investment compliance reviews by providing portfolio data, reconciliations to custodian statements, and supporting documentation as requested.

We are committed to working with City staff and external auditors to provide all necessary data and documents that will be needed for audits and presentations.

Customer Service & Escalation Plan

MEEDER
PUBLIC FUNDS

37

Customer Service & Escalation Plan

MEEDER
PUBLIC FUNDS

MPF is committed to serving our clients through our advisory, investment, and operations teams. Jim McCourt will serve as the City's primary contact and be responsible for ensuring all needs for the City's investment program are properly met.

MEEDER PUBLIC FUNDS ORGANIZATION CHART

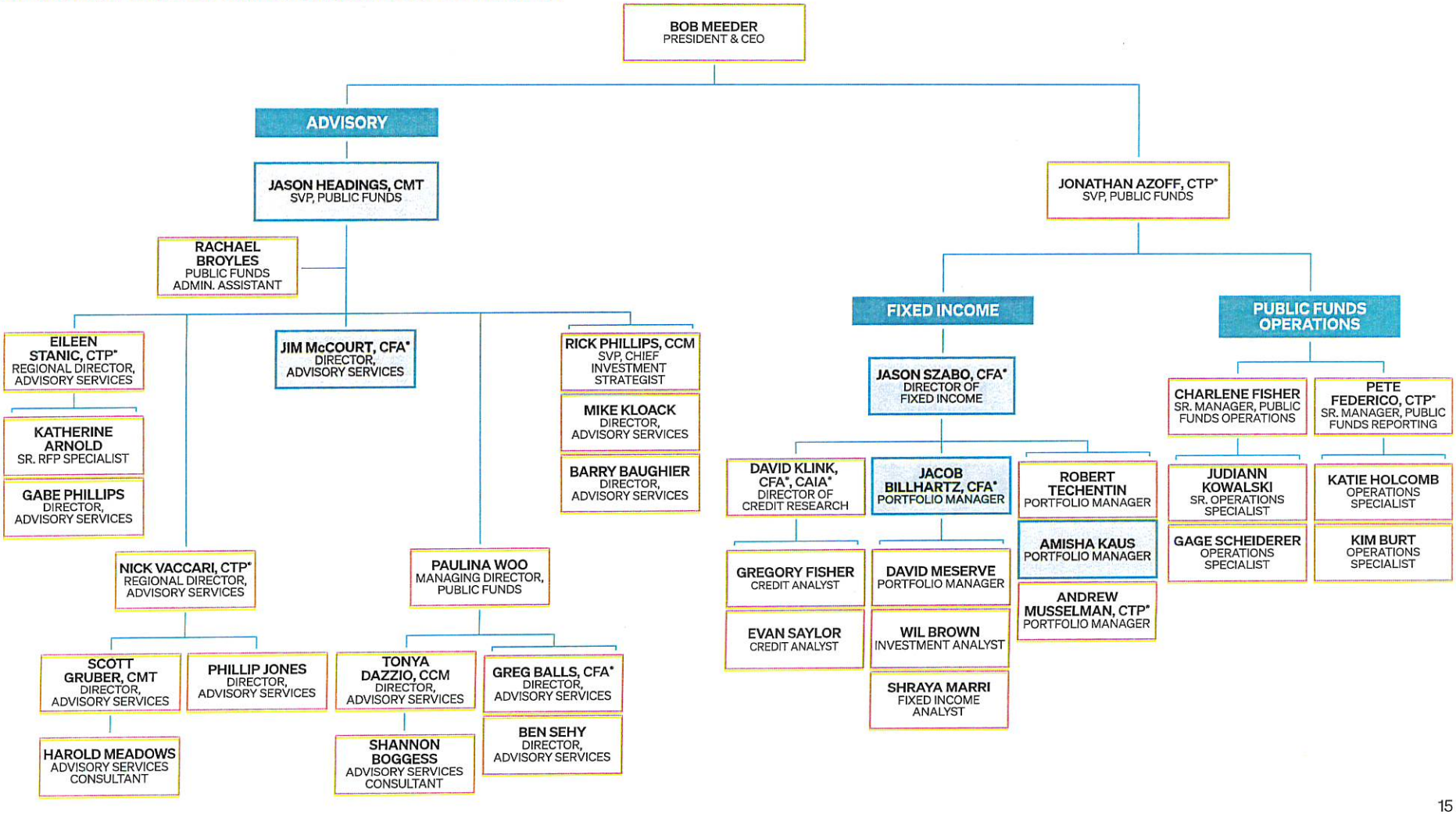

Cybersecurity and Data-Protection Summary

MEEDER
PUBLIC FUNDS

39

Cybersecurity and Data-Protection Summary

MEEDER
PUBLIC FUNDS

Meeder has developed, implemented and maintains a Cybersecurity and information security policy designed to protect the confidentiality of business, associate, client and shareholder information; comply with applicable legal and regulatory requirements; and secure the overall network and operating infrastructure to ensure continuous Meeder operations.

The key components of the policy include:

- Governance
- Risk Assessment
- Cybersecurity Framework
- Inventory
- Data Management
- Network Management and Segmentation
- Access Controls
- Monitor, Protect, Detect and Mitigate
- Respond, Remediate and Recover
- Vendor Oversight
- Training and Education
- Testing
- Annual Review

Our policy is a living document that is reviewed and updated at least annually. However, we also perform updates whenever there are significant changes to our operations, technology, or external environment. We actively seek feedback from testing exercises and real incidents to continuously improve our plan's effectiveness.

Meeder maintains a cybersecurity policy issued through Everest Insurance.



Implementation Plan & Timeline

MEEDER
PUBLIC FUNDS

Implementation Plan & Timeline

MEEDER
PUBLIC FUNDS

The below implementation outline details an approximate timeline of tasks and responsibilities for what can be expected at the start of the engagement as well as ongoing.

		RESPONSIBILITY	
FROM SIGNED CONTRACT		**CITY OF SOUTH GATE**	**MEEDER**
Weeks 1–2	Execute Investment Agreements/Documents	✓	✓
	Onsite Meeting with the City to reporting and information deliverables	✓	✓
	Investment Policy review		✓
	Notification letter to custodian » Custodian will then set up access for Meeder (may take up to one week)	✓	
	Provide historical cash flow information	✓	
	Historical cash flows analyzed		✓
	Provide current holdings/statement of positions	✓	
	Analysis of current portfolio		✓
	Provide City with draft reports		✓
	Meeder presents recommended strategy		✓
Monthly	Strategy calls/meetings to discuss economic/market conditions, portfolio structure/composition, strategy, California Government Code changes, and other pool related items		✓
Quarterly	Strategy meetings at the City's discretion		✓

REPORTING	CADENCE
Holdings Statement	Monthly
Transaction Summary	Daily/Monthly
Economic/Portfolio Update	Quarterly
GASB Reporting Assistance	Annually
Staff Training/Education	Annually

Fee Proposal

MEEDER
PUBLIC FUNDS

43

Fee Proposal

MEEDER
PUBLIC FUNDS

Fees should be expressed as basis points (bps) on assets under management, inclusive of all costs. Fixed price fees should be itemized.

Meeder proposes the below asset-based fee.

ASSETS UNDER MANAGEMENT	ANNUAL ADVISORY FEE
$0–$50 million	0.08%
$50–$100 million	0.06%
Over $100 million	0.04%

The investment advisory fee shown above is inclusive of all fees associated with the management of this account and the services listed below.

INCLUDES

- Investment Policy Review
- Cash Flow Analysis
- Portfolio Management
- Reconciliation
- Reporting – Monthly, Quarterly, Annual
- Best Execution
- Compliance Monitoring
- Credit Analysis
- Online Portal
- Meetings
- Staff Training/Education

Unless otherwise requested, fees are paid monthly in arrears and deducted directly from the custody account.

hh

References

MEEDER
PUBLIC FUNDS

References

MEEDER
PUBLIC FUNDS

Minimum of three municipal clients.

CITY OF IRVINE, CA

Contact: Don Collins, Treasurer

Phone: 866.579.2871

Email: dwc8dwc@gmail.com

CITY OF SANTA ANA, CA

Contact: Alexander Trinidad, Assistant Director of Finance

Phone: 714.647.5295

Email: atrinidad@santa-ana.org

CITY OF GARDEN GROVE, CA

Contact: Patricia Song, Finance Director

Phone: 714.741.5062

Email: psong@ggcity.org

IRVINE RANCH WATER DISTRICT, CA

Contact: Neveen Adly, Executive Director of Finance and Administration

Phone: 949.453.5350

Email: adly@irwd.com



CITY OF LIVERMORE, CA

Contact: David Doyle, Accounting Supervisor

Phone: 925.960.4352

Email: dfdoyle@livermoreca.gov

46

Legal & Contract Exceptions (if any)

MEEDER
PUBLIC FUNDS

Legal & Contract Exceptions (if any)

MEEDER
PUBLIC FUNDS

Meeder would like to include our terms of service as an exhibit to the agreement. Attached in the appendix is a copy of our terms of service.

Proposal Questionnaire

MEEDER
PUBLIC FUNDS

Proposal Questionnaire
A. General Firm Information

MEEDER
PUBLIC FUNDS

Provide the firm's legal name, headquarters location, and the office that will serve the City.

ABOUT MEEDER PUBLIC FUNDS

Founded in 1990, advising public entities for 35 years

1990

Among the largest managers of public funds in the United States

Meeder Investment Management, parent company of Meeder Public Funds, Inc.

Specialized expertise in managing both operating and project funds

Meeder Public Funds has assets under advisement of over $165 billion as of 12/31/24*

$165B+

Long-standing history of investing public funds in California

Partner to 400+ public entities nationwide

Customized solutions for:

- Cities, counties, states, and townships
- School districts, libraries, and higher education institutions
- Special district and municipal authorities

National presence with offices in:

- Columbus, Ohio (Headquarters)
- Long Beach, California
- Austin, Texas
- Denver, Colorado
- Lansing, Michigan
- Las Vegas, Nevada
- Salt Lake City, Utah

Under this agreement, two of our office locations will provide services. Our California and Ohio offices will manage client engagement, customer services, and communications. All investment activity will take place at our Ohio office.

*Assets under advisement consist of $59.25 billion of regulatory assets under management for which Meeder Public Funds provides continuous and regular investment management services as disclosed in the Form ADV and $107.75 billion of non-discretionary assets as to which Meeder Public Funds provides strategic advice or consultation but does not have the authority to effectuate transactions.

50

Proposal Questionnaire
A. General Firm Information

MEEDER
PUBLIC FUNDS

Describe the firm's history, ownership structure, and any affiliations that may present a conflict of interest.

Meeder Investment Management is a privately-owned financial services corporation. Today the firm employs more than 130 associates. Meeder offers a complete range of fixed income, cash management, and equity investment strategies and solutions through three SEC registered investment advisers that are wholly owned subsidiaries: Meeder Public Funds, Inc., Meeder Asset Management, Inc., and Meeder Advisory Services, Inc. Other affiliates owned by Meeder Investment Management include Mutual Funds Service Company, a transfer agency, Meeder Distribution Services, a broker-dealer, and Meeder Funds, a registered investment company.

Proposal Questionnaire
A. General Firm Information

MEEDER
PUBLIC FUNDS

Provide a current organizational chart identifying departments involved in public funds management.

MEEDER PUBLIC FUNDS ORGANIZATION CHART

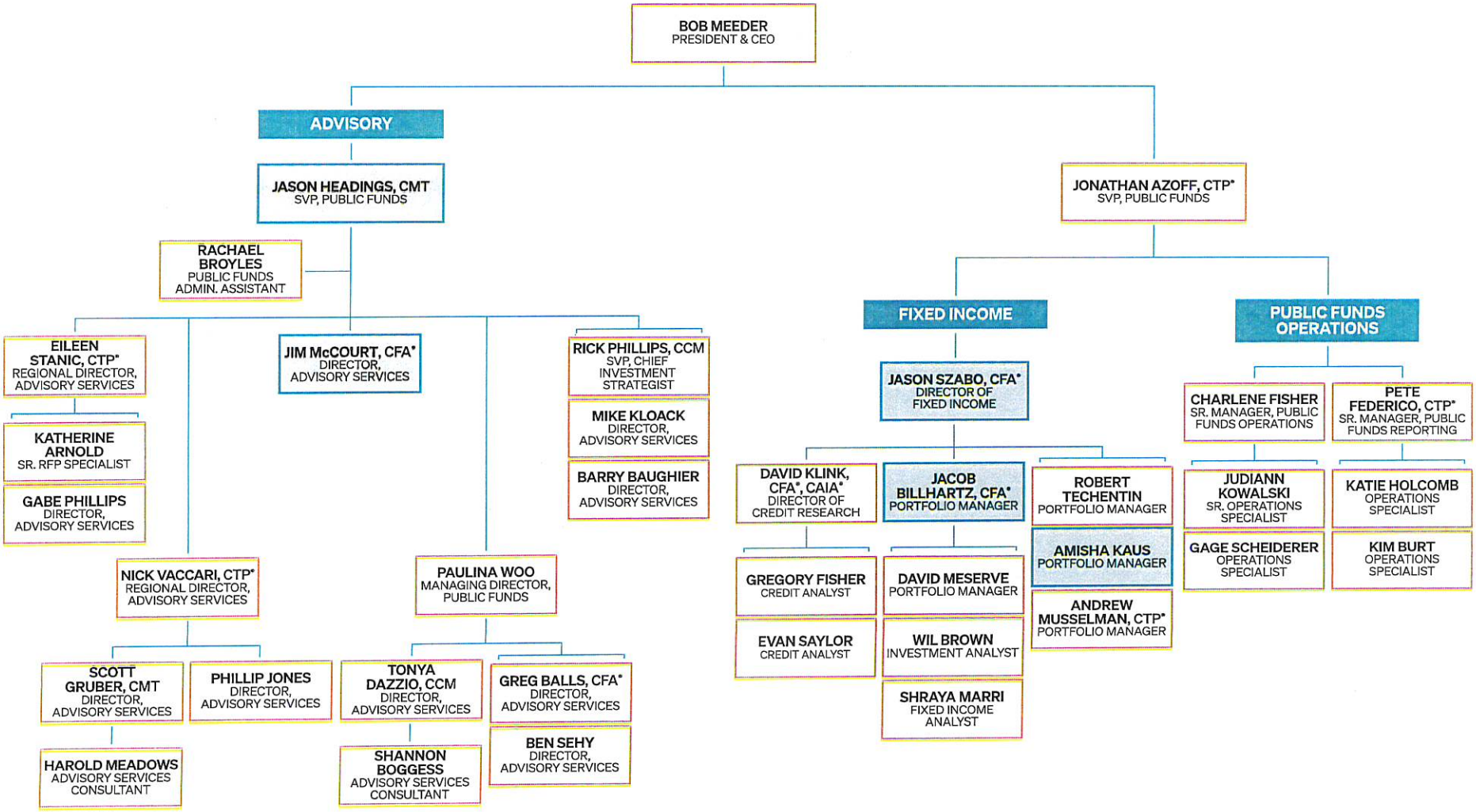

52

Proposal Questionnaire
A. General Firm Information

MEEDER
PUBLIC FUNDS

Identify key personnel to be assigned, including portfolio managers, analysts, and relationship managers, with brief bios and tenure.

Primary Contact

JIM McCOURT, CFA®
DIRECTOR, ADVISORY SERVICES

- Chartered Financial Analyst
- Capital University, MBA
- The Ohio State University, B.S. Financial Management
- Over 16 years of investment management experience
- Joined Meeder in 2018

Jim's experience includes over a decade on the fixed income trading desk and his current responsibilities at Meeder include client relationship management, business development, and working directly with our clients to implement investment strategies best suited for their entity. He is also a frequent speaker at conferences and seminars relating to all aspects of public funds investment management.

Email: jmccourt@meederinvestment.com

Proposal Questionnaire
A. General Firm Information

MEEDER
PUBLIC FUNDS

Additional Contacts

JASON HEADINGS, CMT
SR. VICE PRESIDENT

- Chartered Market Technician
- Miami University, B.S. Finance, B.S. Marketing
- Over 18 years of investment management experience
- Joined Meeder in 2006

In his role as Senior Vice President, Jason leads the advisory team at Meeder Public Funds. Jason previously served as Director of Fixed Income at Meeder where he oversaw all fixed income portfolios at Meeder and the credit analysis process. In his current role, Jason is responsible for all client relationships as well as continuing to serve as a member of both the Investment and Credit Committees. Jason regularly participates alongside clients in ratings calls and interviews. Jason is a regular educator at industry events and conferences across the country.

Email: jheadings@meederinvestment.com

PAULINA WOO
MANAGING DIRECTOR, ADVISORY SERVICES

- University of California, Berkley, Master of Arts in History
- University of Texas at Austin, Bachelor of Arts in Ancient History and History
- Over 17 years of investment advisory and treasury management experience
- Joined Meeder in 2025

Paulina Woo serves as Managing Director, leading teams that deliver customized investment solutions for municipalities, nonprofits, and institutional investors. She brings more than 17 years of experience providing investment advisory and treasury management services to institutional and government clients across the western United States. Paulina is active in several public finance associations and frequently speaks on investment strategy and risk management.

Email: woop@meederinvestment.com

54

Proposal Questionnaire
A. General Firm Information

MEEDER
PUBLIC FUNDS

Investment Team

JASON SZABO, CFA®
DIRECTOR OF FIXED INCOME

- Chartered Financial Analyst
- The Ohio State University, B.A. Economics
- Over 10 years of investment management experience
- Joined Meeder in 2015

Jason leads the Meeder Public Funds Investment Management team. He is responsible for oversight of the implementation of our strategies and trade execution analysis. Jason serves as Chair of both our Investment and Credit committees, as well as serving on the Trading and Best Execution Committee. Jason is highly experienced with the S&P PSFR methodology and GASB 79.

Email: jszabo@meederinvestment.com

DAVID KLINK, CFA®, CAIA®
DIRECTOR OF CREDIT RESEARCH

- Chartered Financial Analyst
- Chartered Alternative Investment Analyst
- The Ohio State University, Fisher College of Business, M.B.A.
- Case Western Reserve University, B.A. Economics
- Over 12 years of investment management experience
- Joined Meeder in 2024

David is responsible for the ongoing monitoring and research requirements related to the firm's credit exposures as well as leading our research into possible areas of expansion to the Approved Issuer List. David joined Meeder from the Huntington National Bank, where he held various roles in the Private Bank, including Portfolio Manager and Assistant Vice President, Senior Equity Analyst. While at Huntington, David covered a broad range of sectors, including Financials, Consumer Discretionary, Industrials, Healthcare, Energy, and Communication Services. Prior to Huntington, David worked at a sell-side research firm, conducting equity research across sectors, and at a private equity firm.

Email: dklink@meederinvestment.com

Proposal Questionnaire
A. General Firm Information

MEEDER
PUBLIC FUNDS

Investment Team (continued)

AMISHA KAUS
PORTFOLIO MANAGER

- Indiana University of Pennsylvania, M.B.A.
- Indiana University of Pennsylvania, B.S. Finance
- Over 15 years of investment management experience
- Joined Meeder in 2015

Amisha is responsible for management and execution of public fund client accounts. She previously managed fixed income portion of Meeder funds, separately managed accounts and model portfolios, conducted sector and security research, and developed proprietary quantitative models.

Email: akaus@meederinvestment.com

JACOB BILLHARTZ, CFA®
PORTFOLIO MANAGER

- Chartered Financial Analyst
- Western Kentucky University, B.S. Economics and B.S. Finance
- Over 9 years of financial services and investment management experience
- Joined Meeder in 2019

Jacob is responsible for managing and trading public fund client accounts and contributing to economic research. Jacob is involved in developing recommendations to our investment strategies. He also oversees the analysts on the investment team.

Email: jbillhartz@meederinvestment.com

Describe the firm's primary revenue sources (e.g., investment management, advisory, underwriting, brokerage) and any that could present potential conflicts of interest.

Meeder Public Funds acts solely as an SEC registered investment adviser and derives 100% of its revenue from direct fees from its public entity clients. In certain situations, Meeder may recommend the use of an affiliated product for sweep or cash management purposes to its public clients. Because affiliates of MPF provide services to these products and earn advisory, transfer agency and administration fees, recommendation of the affiliated product presents a conflict of interest. MPF fully discloses this relationship to its public clients before recommending the product. MPF does not exercise discretion to select affiliated products for a public client.

Proposal Questionnaire
B. Experience and Qualifications

MEEDER
PUBLIC FUNDS

Describe your firm's relevant experience providing discretionary investment management to California public agencies.

Meeder Public Funds is very familiar with California Government Code Section 53601 working with California entities for over 25 years. Reviewing and updating investment policies on an annual basis is part of our commitment to our clients, and this will be completed on behalf of the City each year.

Meeder Public Funds manages, advises, and consults with over 35 California entities ranging from $30 million to over $15 billion in portfolio size.

Meeder's team has extensive experience reviewing and editing California investment policies. Members of the Meeder team have served associations that have reviewed and certified investment policies. Meeder is a member of various associations across the state including CSMFO and CMTA.

Our discretionary management approach emphasizes safety, liquidity, and competitive yield—the three primary objectives for public funds management. Acting in fiduciary capacity, we assume full responsibility for day-to-day investment decisions within the parameters established by each client's investment policy. This includes security selection, portfolio structure, risk management, and ongoing compliance monitoring.

Meeder's experience includes:

- Managing short- to intermediate-term fixed income portfolios for California cities and other public entities;
- Implementing strategies that comply with the State's legal investment requirements and local policy constraints;
- Providing customized reporting, including performance metrics, sector allocations, and credit quality analysis consistent with Government Code and GASB requirements; and
- Supporting clients through ongoing education, market updates, and participation in investment committee and council presentations.

Through our discretionary management services, we outline parameters and targets for investing, based upon future cash flow needs and the current economic outlook, and then execute strategy. We recommend monthly calls to discuss the portfolio, which allows the City's team to stay in touch with the structure and economic conditions.



Proposal Questionnaire
B. Experience and Qualifications

MEEDER
PUBLIC FUNDS

List California public-sector clients currently under contract, including market value of assets managed, length of relationship, and client references.

Below is a complete list of California Client Meeder Public Funds works with. We are happy to provide more references if requested.

ALAMEDA CORRIDOR TRANSPORTATION AUTHORITY, CA
Client since 2025
Assets: $277 million
Contact: Phillip Lee
Phone: 562.247.7077
Email:ple@acta.org

COUNTY OF ALAMEDA, CA
Client since 2019
Assets: $9.3 billion
Contact: Vishal Thacker
Phone: 510.272.6837
Email: vishal.thacker@acgov.org

CITY OF ALISO VIEJO, CA
Client since 2019
Assets: $50 million
Contact: Ann Eifert
Phone: 949.425.2520
Email: aeifert@avcity.org

CITY OF ANAHEIM, CA
Client since 2016
Assets: $706 million
Contact: Deborah Moreno
Phone: 714.765.4651
Email: dmoreno@anaheim.net

COLUSA COUNTY, CA
Client since 2025
Assets: $185 million
Contact: Cindy Dillard
Phone: 530.458.0440
Email: cdillard@countyofcolusa.org

CITY OF COMMERCE, CA
Client since 2025
Assets: $136 million
Contact: Alvaro Castellon
Phone: 323.722.4805
Email: acastellon@commerceca.gov

CITY OF DINUBA, CA
Client since 2025
Assets: $20 million
Contact: Karina Solis
Phone: 559.591.5900 ext.117
Email: ksolis@dinuba.ca.gov

FOUNTAIN VALLEY SCHOOL DISTRICT, CA
Client since 2025
Assets: $30 million
Contact: Pooja Shah
Phone: 714.843.3249
Email: shap@fvsd.us

COUNTY OF FRESNO, CA
Client since 2016
Assets: $6.8 billion
Contact: Karoll Diaz
Phone: 559.600.1336
Email: kdiaz@fresnocountyca.gov

CITY OF GARDEN GROVE, CA
Client since 2020
Assets: $399 million
Contact: Patricia Song
Phone: 714.741.5062
Email: psong@ggcity.org

CITY OF GRIDLEY, CA
Client since 2024
Assets: $12 million
Contact: Elisa Arteaga
Phone: 530.846.5695 ext. 223
Email: earteaga@gridleyca.us

CITY OF HANFORD, CA
Client since 2024
Assets: $142 million
Contact: Destiny Borba
Phone: 559.585.2503
Email: dborba@hanfordca.gov

Proposal Questionnaire
B. Experience and Qualifications

MEEDER
PUBLIC FUNDS

IRVINE RANCH WATER DISTRICT, CA
Client since 2025
Assets: $349 million
Contact: Jennifer Davis
Phone: 949.453.5361
Email: treasury@irwd.com

CITY OF IRVINE, CA
Client since 1995
Assets: $1.3 billion
Contact: Don Collins
Phone: 949.719.3237
Email: dwc8dwc@gmail.com

COUNTY OF KERN, CA
Client since 2017
Assets: $6.7 billion
Contact: Brandon Carter
Phone: 661.868.3415
Email: carterb@kerncounty.com

CITY OF LAGUNA BEACH, CA
Client since 2024
Assets: $143 million
Contact: David Kiff
Phone: 949.497.0351
Email: dkiff@lagunabeachcity.net

CITY OF LIVERMORE, CA
Client since 2022
Assets: $351 million
Contact: David Doyle
Phone: 925.960.4352
Email: dfdoyle@livermore.gov

CITY OF LONG BEACH, CA
Client since 2024
Assets: $2.3 billion
Contact: Hank Kim
Phone: 562.570.6138
Email: hank.kim@longbeach.gov

CITY OF LOS ANGELES, CA
Client since 2011
Assets: $14.7 billion
Contact: Tom Juarez
Phone: 213.978.4039
Email: tom.juarez@lacity.org

CITY OF LYNWOOD, CA
Client since 2011
Assets: $53 million
Contact: Sheila Harding
Phone: 310.603.0220 ext. 615
Email: sharding@lynwood.ca.us

COUNTY OF MADERA, CA
Client since 2022
Assets: $1 billion
Contact: Tracy Kennedy
Phone: 559.675.7713
Email: tkennedy@maderacounty.com

METROPOLITAN TRANSPORTATION COMMISSION, CA
Client since 2024
Assets: $562 million
Contact: Russell Yuen
Phone: 415.778.6732
Email: ryuen@bayareametro.gov

COUNTY OF MODOC, CA
Client since 2025
Assets: $68 million
Contact: Macey VonRader
Phone: 530.233.6223
Email: maceyvonrader@co.modoc.ca.us

MONTE VISTA WATER DISTRICT, CA
Client since 2025
Assets: $20 million
Contact: Stephanie Reimer
Phone: 909.624.0035
Email: sreimer@mvwd.org

PARADISE IRRIGATION DISTRICT, CA
Client since 2022
Assets: $87 million
Contact: Darleen Sowers
Phone: 530.876.2050
Email: dsowers@paradiseirrigation.com

PARADISE RECREATION & PARKS DISTRICT, CA
Client since 2022
Assets: $33 million
Contact: Dan Efseaff
Phone: 530.872.6393
Email: defseaff@paradiseprpd.com

TOWN OF PARADISE, CA
Client since 2020
Assets: $180 million
Contact: Aimee Beleu
Phone: 530.872.6291 est. 119
Email: abeleu@townofparadise.com

CITY OF REDONDO BEACH, CA
Client since 2013
Assets: $67 million
Contact: Eugene Solomon
Phone: 310.387.5517
Email: eugene.solomon@redondo.org

Proposal Questionnaire
B. Experience and Qualifications

MEEDER
PUBLIC FUNDS

CITY OF RIVERBANK, CA

Client since 2024

Assets: $36 million

Contact: Tammy Alcantor

Phone: 209.863.7112

Email: talcantor@riverbank.org

CITY OF SAN RAMON, CA

Client since 2010

Assets: $80 million

Contact: Kelly Sessions

Phone: 925.973.2576

Email: ksessions@sanramon.ca.gov

CITY OF SANTA ANA, CA

Client since 2025

Assets: $345 million

Contact: Alexander Trinidad

Phone: 714.647.5295

Email: atrinidad@santa-ana.org

COUNTY OF SANTA CLARA, CA

Client since 2013

Assets: $9.3 billion

Contact: Brett Thunstrom

Phone: 408.299.5209

Email: brett.thunstrom@fin.sccgov.org

CITY OF SANTA MONICA, CA

Client since 2025

Assets: $693 million

Contact: Oscar Santiago

Phone: 310.458.8281

Email: oscar.santiago@santamonica.gov

COUNTY OF SIERRA, CA

Client since 2025

Assets: $32 million

Contact: Jenny Varn

Phone: 530.289.3286

Email: jvarn@sierracounty.ca.gov

COUNTY OF TEHAMA, CA

Client since 2022

Assets: $70 million

Contact: Parker Hunt

Phone: 530.527.4535

Email: phunt@co.tehama.ca.us

CITY OF VACAVILLE, CA

Client since 2020

Assets: $321 million

Contact: Ken Matsumiya

Phone: 707.449.5180

Email: ken.matsumiya@cityofvacaville.com

CITY OF WHITTIER, CA

Client since 2016

Assets: $259 million

Contact: Alice Hui

Phone: 562.567.9836

Email: ahui@cityofwhittier.org

Proposal Questionnaire
B. Experience and Qualifications

MEEDER
PUBLIC FUNDS

Provide a summary of total institutional assets under management (public and non-public), distinguishing discretionary from non-discretionary accounts.

As of 12/31/24, Meeder Public Funds had assets under management of $59.2 billion.

Discretionary	$46,615,901,608	**Non-Discretionary**	$12,636,804,510

Provide details on any regulatory or legal actions within the last five years involving your firm or key employees.

Neither Meeder Public Funds nor any of its employees has been subject to any regulatory censure or litigation.

Provide GIPS-compliant performance data for representative short-duration fixed-income portfolios over 1, 3, 5, and 10 years (or since inception).

The firm does not currently claim compliance with GIPS standards and does not present returns in accordance with those standards.

The following table contains composite performance returns for the Public Funds 0–5 years core composite comprised of all institutional accounts invested in a diversified portfolio of fixed income securities with maturities or durations between 0 and 5 years.

PERFORMANCE AS OF 09/30/2025

	1 Year	3 Year	5 Year	10 Year	Since Inception 7/1/2014
Public Funds 0–5 Year Core (Gross)	3.98%	5.10%	1.89%	1.63%	1.84%
Public Funds 0–5 Year Core (Net)	3.82%	4.94%	1.74%	1.52%	1.68%
ICE BofA 0–5 year US Treasury Index	3.91%	4.52%	1.51%	1.64%	1.74%

Investment performance assumes reinvestment of all divided and capital gain distributions. The performance data shown is for the composite portfolio, individual clients may experience different results from those shown here and current performance of the composite may be higher or lower than the performance presented. Past performance is not a guarantee of future results.

The composite is valued monthly, and returns are calculated using the asset-weighted method for all fully discretionary accounts in the composite. Gross returns are presented before management and custodial fees but after all trading expenses. Net returns are calculated by reducing gross returns on a monthly basis by the highest applicable fee in the composite fee schedule.

Proposal Questionnaire
C. Investment Management Approach

MEEDER
PUBLIC FUNDS

Describe your investment philosophy and how it applies to local government operating funds.

As an institutional fixed income manager, our primary investment objectives are to provide safety of principal and liquidity appropriate to each Public Client's cash flow needs while maximizing yield. We tailor our advice to each Public Client, utilizing all investments permissible under the applicable state investment code and the Public Client's investment policy.

We use a combination of quantitative and qualitative methods of analysis to develop investment strategies for our Public Clients. Each recommended portfolio strategy includes duration and asset allocation targets for securities in the portfolio. Portfolios are constructed and positioned to enhance performance through duration management as deemed appropriate for the anticipated interest rate environment. We utilize proprietary models designed to evaluate the direction of intermediate-term interest rates and select an overall duration target for a Public Client's portfolio. Short-term interest rate models are also utilized to structure purchases within the portfolios, helping to identify opportunities within the marketplace to maximize interest income for our clients.

Within each available asset class, we rely on a disciplined qualitative approach to select fixed income securities for Public Client portfolios. Considering credit risk and other fundamental factors, we select securities and issuers expected to optimize return potential within the applicable investment guidelines and restrictions.

Meeder regularly reviews and analyzes portfolio allocation and securities selection for its clients in light of current market conditions. When making changes to portfolios, we consider the impact on cash flows, average duration of the portfolio, and the portfolio's investment return over time. We monitor our portfolios for portfolio risk and make changes where equivalent earnings can be obtained with less risk.

Describe your portfolio construction and duration management approach.

Customized Portfolios

CORE STRATEGY

Portfolio construction begins with Meeder's core strategy, based on the current outlook and analysis of the marketplace. Entity-specific portfolios are custom built based on needs, risk tolerances, investment policy, or other restrictions or requests.

STRATEGIC PROCESS

Meeder first analyzes historical cash flows to determine whether the core investment strategy fits the entity's needs. A portfolio strategy is created which may change regularly based upon the economic climate, fluctuating cash balances and timing of receiving revenues. Meeder's cash flow modeling reveals historical cash low points to determine a baseline cash policy. Hypothetical scenarios are run to project different variances, due to positive or negative flows into the portfolio, to optimize cash management. Over time, the amount invested in cash versus longer-term investments is adjusted to increase or decrease as the fiscal outlook changes.

RIGHT-SIZING

Meeder's investment approach looks at the entire financial picture of an entity and the confluence of multiple portfolios. We determine how to invest the portfolio together with how much should be invested, how long, and whether the entity's bank/LGIP rates are competitive. Meeder right-sizes the core investment portfolio to:

- Prudently structure a consistent maturity schedule
- Monitor seasonal cash trends and investment balances, along with daily cash inflows and outflows
- Efficiently manage cash and attain proper positions for ongoing, long-term benefit
- Minimize idle and low-yielding funds due to uncertainty around revenues and expenses

Proposal Questionnaire
C. Investment Management Approach

MEEDER
PUBLIC FUNDS

SAFETY

Meeder's investment process provides safety by limiting investments to high quality fixed income securities issued by the US Treasury, US Government agencies and instrumentalities, and high-quality commercial paper and credit issuers. Issuer-specific research on credit issuers/commercial paper issuers provides additional levels of due diligence by providing only the highest-quality issuers. Meeder's extensive dealer network is used by its trading desk to source and execute all investment transactions. Meeder's trading desk searches for and executes investment transactions at the best price/highest yield for each client, based on the needs of the portfolio and the relative value of each asset class.

LIQUIDITY

Meeder structures investment portfolios to ensure funds are available to meet day-to-day operating expenses, together with future expenditures. Funds are invested using a combination of securities that balances the need for liquidity while maximizing return. Portfolios are monitored dynamically to ensure the proper balance between invested balances and cash or equivalents, such as third-party money market mutual funds. With a regular flow of maturities in the portfolio serving as backup liquidity, Meeder keeps the portfolio fully invested in order to maximize income without sacrificing available liquidity.

PERFORMANCE MONITORING

The portfolio strategy is reviewed daily to ensure it remains aligned with market conditions. Formal investment policy and strategy meetings are conducted monthly or as needed to ensure the strategy is tracking with the economic environment. Regular discussions are also scheduled based on marketplace developments and events.

COMPLIANCE MONITORING

Meeder employs an industry-leading compliance monitoring and reporting system, Charles River. This compliance suite supports compliance rule-building, testing and maintenance, customizable reporting, and a complete audit history. A powerful data administration facility helps monitor and improve data quality. The scalable compliance engine supports high volumes of trades and compliance rules. This allows Meeder to ensure full legality with the entity's investment policy, state codes, GASB and GAAP report standards, and other applicable laws, rules, and regulations.

Explain your credit review and ongoing monitoring process. What procedures are followed if a security falls below the minimum ratings required by California law or the City's Investment Policy.

We incorporate a broad spectrum of market data and issuer-specific information through the following channels:

Bloomberg	Utilized to track and oversee issuer-specific fundamental metrics, news updates, and trading metrics, as well as perform data analysis for issuers, markets, and economic indicators.
Standard & Poor's Capital IQ	Used to monitor the overarching methodology framework related to regions, sectors, and issuers.
Company Investor Relations	Access issuer-supported websites for investor presentations, annual and quarterly financial reports, regulatory disclosures, and governance compliance information.
Capital Market Research	Obtain geopolitical, economic, and sector insights from capital market professionals.
Industry-Sponsored Events	Participate in sector and issuer-specific investor events.

Proposal Questionnaire
C. Investment Management Approach

MEEDER
PUBLIC FUNDS

FREQUENCY OF CREDIT ANALYSIS

To uphold the credibility of Approved Issuer Lists, continuous monitoring is conducted on all approved issuers to assess the influence of evolving economic, competitive, financial, and strategic circumstances. Consequently, the written credit documentation for each issuer is revised as needed to incorporate any fresh insights stemming from earnings announcements, merger and acquisition activities, management transitions, strategic declarations, regulatory actions, and so forth, which could significantly affect the team's credit risk assessment. At a minimum, an annual written report is mandatory.

DESCRIPTION OF CREDIT REPORTS

Issuer-specific analytical reviews comprise an independent, written summary that consolidates the analysis of various metrics, including but not limited to:

- Analytical examination of pertinent global and regional geopolitical conditions, focusing on governing leaders, legislative initiatives, and political stability.
- Analytical review of relevant global and regional macroeconomic conditions, emphasizing factors such as growth, inflation, central bank actions, and the stability of capital markets.
- Analytical assessment of the industries in which issuers operate, with a focus on business cycles, innovations, emerging risks, and market position.
- Analytical evaluation of issuer fundamentals, giving attention to the identification of business strengths, risks, financial stability, profitability, solvency, liquidity, and overall business viability.
- Analytical scrutiny of an issuer's board, senior management, corporate governance practices, financial risk management, competitive strategy, and the execution of said strategy.
- Analytical review of an issuer's Environmental, Social, and Governance (ESG) policies, with consideration of their implications for strategy, business continuity, and financial performance.
- Analytical assessment of rating agency perspectives and opinions and their potential impact on investment value.

CREDIT DOWNGRADE

Meeder maintains a Credit Committee which constantly evaluates the securities quality including creditworthiness. If unforeseen circumstances arise whereby a security is downgraded, Meeder will work with the client to identify a solution in compliance with the investment policy and state code.

Describe how you achieve best execution and how trades are approved, priced, and settled.

In order to ensure the best price/execution on all trades, we trade with a list of local and nationally recognized broker-dealers based on their reputation, competitive pricing, and trade execution. With access to over 40 broker-dealers, we pride ourselves on our ability to utilize this extensive net work to find the best securities and pricing for our clients. Our team leverages systems such as Bloomberg and MarketAxess, and our internal Charles River order execution platform to source securities and place trades.

The objective of the trading desk is to execute the investment transactions at the best price/highest yield for each client. Meeder's extensive dealer network is used by our trading desk to source and execute all investment transactions. Based on the needs of each client's portfolio and the relative value of each asset class, the trading desk will then search for the best securities across the dealer network. The trading desk will also negotiate prices if they determine that a security is mis-priced. Each transaction is documented and ticketed directly to the client for reconciliation purposes, and will include alternate quotes for that transaction. Additionally, each trade detail is sent separately to the custodian bank through Meeder's investment book of record through an automated process to ensure accurate and timely settlement of positions.

TRADING AND BEST EXECUTION COMMITTEE

The purpose of the Meeder Investment Management Trading & Best Execution Committee is to ensure that the firm fulfills its fiduciary duty to seek best execution when trading securities on behalf of the firm's clients, including investment companies, institutional and retail customers. The Committee shall have authority to recommend and approve broker-dealers to execute transactions on behalf of firm clients; enforce firm policies and procedures governing best execution of transactions; and report deficiencies in these programs to the Meeder Funds Board of Trustees and firm management.

Proposal Questionnaire
C. Investment Management Approach

MEEDER
PUBLIC FUNDS

Describe your process for monitoring liquidity, credit risk, and diversification.

RISK MANAGEMENT

With over 30 years of providing customized investment advisory services to public entities, Meeder employs a highly disciplined investment style. Our investment philosophy centers on providing consistent solutions to meet the ever-changing needs of our clients. We accomplish this through highly quantitative, model guided investment strategies. The investment process seeks to mitigate portfolio risk in a variety of ways. Below are some of the main risks we address through our investment process:

Liquidity Risk	We work with each client on the cash flows of their entity to make sure that we have structured the portfolio to withstand not only their day-to-day cash flow needs, but also unexpected cash flows. We do this by making sure that portfolios not only have a proper amount maturing to meet those needs, but that we also purchase liquid investments that could be sold easily in the event of a cash need.
Duration Risk	Our quantitative models consider interest rate spreads and current economic factors to determine optimal positioning of the investments. This allows for efficient portfolios and active management to hedge away forward movement of rates and minimize shocks to the portfolio caused by movements in interest rates.
Credit Risk	All issuers undergo additional tests by our dedicated credit team to ensure they meet our strict credit quality metrics beyond what the state statute and the client's investment policy allows. These tests create stress scenarios to evaluate each issuer's ability to withstand extreme situations and must have strong liquidity ratios prior to us approving them for purchase.
Reinvestment Risk	Our investment process is designed to ensure that portfolios always have regular maturities and cash flows to minimize the risk that a significant portion of the portfolio would be subject to reinvestment in lower yielding securities or subject to adverse market conditions. This also allows the yield of the portfolio to steadily rise as are reinvested at higher rates during a rising interest rate environment.
Concentration Risk	We work to limit any one individual security from negatively impacting the portfolio by diversifying asset classes within the portfolio, and by limiting the percentage any one corporate issuer represents in the portfolio to not exceed 5% or a lower percentage as outline in an investment policy.

DIVERSIFICATION

Meeder can incorporate all permissible investments allowable under applicable statute and the City's investment strategy, including US Treasuries, US Government Agencies, Municipal Bonds, FDIC-insured Certificates of Deposit, Commercial Paper, and Corporate Notes. Additionally, we provide advice to the City's staff regarding the best liquid investment options held outside of the custody account.



Proposal Questionnaire
C. Investment Management Approach

MEEDER
PUBLIC FUNDS

Identify your recommended benchmark for a $100+ million California operating portfolio.

Meeder has extensive experience developing benchmarks for operating funds and pooled funds of public portfolios. Working with over 400 entities, each have their own restrictions and investment structures that are unique. Benchmarks can be customized or follow a stated index. Based upon the characteristics of the entity's policy and program objectives, Meeder would recommend a yield-based method for comparison of the portfolio to the market. We believe a yield-based method is representative of the actual return earned by the City as it excludes unrealized gains and losses which are included in the total return measure. We have developed benchmarks for several of our clients and typically recommend utilizing the 2 year CMT. This measure often resembles the average maturity of many of our managed portfolios and creates a benchmark that moves in a manner similar to the overall strategy of the portfolios.

Meeder works with each of its clients to help them review the best performance measurement over time. While we believe yield-based benchmarks are the most appropriate for public entities, due to the focus on income, we can also construct total return benchmarks if that is the preference of the City. For clients who prefer to utilize a total return measurement of their portfolio, we typically recommend the ICE BofA 0–5 year US Government Index because of the similarities in duration and asset composition.



Proposal Questionnaire
C. Investment Management Approach

MEEDER
PUBLIC FUNDS

If selected, describe your 60-day transition and implementation plan for assuming management of the City's portfolio.

Meeder Investment Management has a well-defined and structured transition process designed to ensure a smooth, transparent, and efficient assumption of portfolio management responsibilities. If selected, we will work closely with City staff, custodial bank, and any incumbent advisors to facilitate a seamless transfer of assets and establish a fully operational investment program within 60 days.

PHASE 01 INITIAL PLANNING AND COORDINATION

- **Kickoff Meeting:** Conduct an introductory meeting with City staff to review objectives, reporting needs, and operational preferences.
- **Document Review:** Obtain and review the City's Investment Policy, current portfolio holdings, custodial arrangements, and relevant contracts or reporting templates.
- **Implementation Schedule:** Develop and deliver a detailed transition timeline with milestones, responsibilities, and communication protocols.
- **Compliance Alignment:** Confirm portfolio compliance with the California Government Code, Sections 53600 et seq., and the City's Investment Policy.

PHASE 02 PORTFOLIO ASSESSMENT AND TRANSITION

- **Portfolio Analysis:** Conduct a thorough assessment of existing holdings to evaluate credit quality, liquidity, market conditions, and suitability under the City's policy.
- **Transition Plan:** Prepare a written transition strategy, including recommended security sales, purchases, and restructuring steps designed to optimize performance while minimizing transaction costs and market impact.
- **Custodial Coordination:** Work directly with the City's custodian to establish authorized signers, trading instructions, settlement procedures, and reporting access.
- **Execution and Reporting Setup:** Implement portfolio management systems, reporting templates, and data feeds to ensure timely and accurate reporting.

PHASE 03 IMPLEMENTATION AND STABILIZATION

- **Investment Execution:** Execute approved portfolio adjustments and confirm all positions are aligned with the City's policy parameters and investment objectives.
- **Performance Baseline:** Establish a benchmark and baseline performance report to serve as the foundation for ongoing quarterly reporting.
- **Training and Orientation:** Provide orientation sessions for City staff and the Investment Oversight Committee on reporting tools, communication processes, and market updates.
- **Ongoing Monitoring:** Initiate Meeder's regular investment review and compliance monitoring procedures to ensure continued adherence to the City's policy and State law.

By the end of the 60-day period, the City's portfolio will be fully transitioned under Meeder's management, with operational, reporting, and communication processes fully established. Our structured approach minimizes disruption and ensures continuity of investment operations while aligning with California public funds best practices.

Proposal Questionnaire
D. Reporting and Communication

MEEDER
PUBLIC FUNDS

Describe the content, frequency, and format of standard reports (monthly, quarterly, annual).

Our goal is to provide timely and accurate reporting. In addition to an official monthly statement from the City's custodial bank, our typical standard reports issued by the Operations team include transaction summaries for each investment purchase or sale and a monthly report of holdings and activity. Periodic investment review reports include an economic update and a portfolio summary with portfolio metrics. Ad hoc reporting is provided upon request. On an annual basis, GASB reports would be prepared for the City.

Typical standard reports issued by the operations team include:

- **Monthly Report:** provides an inventory of current holdings, including security description, cost basis, book value, market value and yield to maturity, along with the current month's activity including purchases, sales and income received. In addition, our statements will also have a projected cash flow schedule on all securities along with amortization and accrual schedules, and a summary detailing key portfolio characteristics and attributes.
- **Quarterly Investment Review:** we provide our clients with customized quarterly investment review presentations describing key updates to Federal Reserve policy, economic conditions, and other significant market factors that affect their investment portfolios. These investment reviews also include high level statistics and charts describing the asset composition and maturity distribution of each portfolio we manage for the client.
- **Annually:** Meeder also provides reporting at fiscal year-end to assist with GASB reporting requirements and ACFR needs. The reports are structured to meet the requirements under GASB 31 Accounting & Financial Reporting for Certain Investments and for External Investment Pools, GASB 40 Deposit and Investment Risk Disclosures and GASB 72 Fair Value Measurement and Application.
- **Ad Hoc:** is provided upon request. Meeder is positioned to provide the City with all the necessary reports to meet their needs and state requirements.
- **Market Commentary:** we send weekly and monthly market commentary emails to all our clients with general market updates, economic results, and key market interest rates

Confirm whether your performance is calculated and presented in accordance with GIPS. If not GIPS-compliant, fully describe your performance calculation and presentation methodology. Confirm that all performance is reconciled to the account custodian. If independently verified, provide the most recent GIPS verification report and any applicable performance examination reports.

The firm does not currently claim compliance with GIPS standards and does not present returns in accordance with those standards.

Provide sample reports, including holdings detail, sector allocation, duration, and performance versus benchmark.

Attached in the Appendix is a sample monthly report we provide clients.

Describe your secure client portal and how staff can access data and analytics.

Our clients all have online access to their investment accounts through both the third-party custodian's website and the Meeder portal on the Clearwater Analytics platform, where they can verify investment positions, daily activity, and investment income for prior day.

Confirm your ability to present performance results to staff and Council at least annually.

We will be able to provide performance results to staff and Council annually.

Periodic performance reports can be provided to compare the historical portfolio yield to a yield-based benchmark or the total return of the portfolio to an index. The online portal provides a breakdown of the performance between income return and price return net of fees.

Proposal Questionnaire
E. Risk Management and Compliance

MEEDER
PUBLIC FUNDS

Describe your internal controls, compliance oversight, and audit functions.

The firm does not exercise custody over client funds, securities or accounts and does not undertake the internal control report required for qualified custodians. The firm has implemented a series of other internal controls intended to test and monitor trading, portfolio compliance , issuer review and approval, personal securities trading and other aspects of the compliance program.

Identify the process used to ensure investments remain within the City's policy and California Government Code.

Meeder has made extensive investments in a robust compliance system, industry leading Charles River software. With our compliance suite we can provide solutions that support compliance rule building, testing and maintenance, customizable reporting, and a complete audit history. A powerful data administration facility helps monitor and improve data quality. This allows us to ensure compliance with the City's investment policy, the California Government Code 53601, GASB and GAAP report standards, and other applicable laws, rules, and regulations.

Our firm utilizes the Charles River product to carry out the following portfolio compliance reporting tasks:

- Validate compliance with portfolio restrictions pre-trade, in-trade and at end of day
- Streamline workflows by incorporating compliance rules into 'what if' analysis
- Calculate and monitor exposures and/or concentration limits placed on issuer/security types, maturity length limitations (including average weighted maturity or duration), security ratings quality, etc.

The City's investment policy parameters, along with the California Government Code 53601 parameters, will be coded into our portfolio management system, providing pre-trade and post-trade compliance oversight. In addition, through collaboration with the City, any additional rules requested beyond the statute, such as maturity constraints or credit requirements, can also be established on an ongoing basis to ensure the investment portfolio is monitored at all levels. Policy compliance reporting can be generated to assist with annual audit testing to assist with year-end needs.

Proposal Questionnaire
E. Risk Management and Compliance

MEEDER
PUBLIC FUNDS

Provide details of your firm's business continuity and disaster recovery plans, including update frequency.

BUSINESS CONTINUITY

Meeder has developed, implemented and maintains a Business Continuity Plan designed to support the continued operations of critical processes, services, and products in the event of a significant business disruption.

The key components of our BCP include:

- **Critical Business Assets and Applications:** We maintain an inventory of Critical Business Assets and Critical Business Applications essential to maintaining operations.
- **Critical Business Functions:** The BCP identifies and prioritizes Critical Business Functions which are operational business processes or services that must be performed utilizing critical business assets and applications.
- **Essential Operational Capabilities:** In order to perform our Critical Business functions and non-critical operational processes, Meeder maintains appropriate Essential Operational Capabilities, which are the necessary and critical basic operational components needed to continue business operations in the event of a significant business disruption.
- **Data Backup and Recovery:** The BCP outlines our procedures to ensure the availability of critical data and applications in the event of a significant business disruption where data and/or applications must be replicated or restored. Servers which retain Meeder hosted systems and data are backed up on a regular schedule using a commercial backup and recovery solution. Cloud-based systems hosted by third-parties are back-up, as determined by the service provider.
- **Alternative Facilities:** We have identified alternate workspaces that can be used in the event of a disruption to our primary office location.
- **Communication Plan:** Our BCP includes a comprehensive communication plan that outlines how we will notify, communicate with, and update employees, clients, partners, and regulatory authorities about the disruption.
- **Pandemic Response:** The plan includes specific measures for pandemic preparedness and response. Our plan ensures operational continuity and underscores our commitment to maintaining uninterrupted service delivery while prioritizing the health and safety of our employees.
- **Testing and Training:** We conduct regular testing and simulation exercises to ensure the effectiveness of our BCP. Our employees are also trained on their roles and responsibilities during a disruption.

Our BCP is a living document that is reviewed and updated at least annually. However, we also perform updates whenever there are significant changes to our operations, technology, or external environment. We actively seek feedback from testing exercises and real incidents to continuously improve our plan's effectiveness.

Proposal Questionnaire
E. Risk Management and Compliance

MEEDER
PUBLIC FUNDS

DISASTER RECOVERY PLAN

Meeder has developed, implemented and maintains business continuity and incident response plans designed to support the continued operations of critical processes, services, and products to help respond to a significant business disruption.

The key components of the plan include:

- Executive Management Team Notification
- Identification and Isolation
- Significant Business Disruption Declaration
- Investigation, Eradication and Recovery
- Associate Communication
- Operational Considerations
- Client Communications
- Vendor, Intermediary and Partner Communications
- Alternative Physical Facilities Consideration
- Post Significant Business Disruption

In the event of a significant business disruption, the firm's incident response and business continuity plans include provisions for same day operation of critical business services from alternate locations using parallel operating environments. These programs are tested annually.

This plan can be provided upon request.

Describe your cybersecurity framework (e.g., SOC 2 Type II certification) and related insurance coverage.

Meeder has developed, implemented and maintains a Cybersecurity and information security policy designed to protect the confidentiality of business, associate, client and shareholder information; comply with applicable legal and regulatory requirements; and secure the overall network and operating infrastructure to ensure continuous Meeder operations.

The key components of the policy include:

- Governance
- Risk Assessment
- Cybersecurity Framework
- Inventory
- Data Management
- Network Management and Segmentation
- Access Controls
- Monitor, Protect, Detect and Mitigate
- Respond, Remediate and Recover
- Vendor Oversight
- Training and Education
- Testing
- Annual Review

Our policy is a living document that is reviewed and updated at least annually. However, we also perform updates whenever there are significant changes to our operations, technology, or external environment. We actively seek feedback from testing exercises and real incidents to continuously improve our plan's effectiveness.

Meeder maintains a cybersecurity policy issued through GAD Insurance. Attached in the Appendix is a copy of our insurance.

Provide a copy of your most recent Form ADV Part 2A and 2B.

Attached in the Appendix are copies of our SEC Form ADV Part 2A and 2B.

Proposal Questionnaire
F. Team and Staffing

MEEDER
PUBLIC FUNDS

Identify all team members directly responsible for the City's account and specify their roles and years of experience.

JIM McCOURT, CFA®	**Primary Contact/Relationship Manager** » Over 17 years of investment management experience
JASON HEADINGS, CMT	**Additional Contact** » Over 18 years of investment management experience
PAULINA WOO	**Additional Contact** » Over 17 of financial services and investment management experience
JASON SZABO, CFA®	**Investment Team** » Over 10 years of investment management experience
DAVID KLINK, CFA®, CAIA®	**Investment Research Team** » Over 12 years of investment management experience
AMISHA KAUS	**Investment Team** » Over 15 years of financial services and investment management experience
JACOB BILLHARTZ, CFA®	**Investment Team** » Over 9 years of financial services and investment management experience

Describe your team structure (individual vs. team management) and backup procedures.

We believe in taking a team approach to investing. All investment strategy decisions are made at the committee level, as is the approval of the issuers that may be purchased within a portfolio. This ensures that no one individual has the ability to make their own qualitative decision on the direction of the portfolio, as well as ensuring that there are always multiple associates available to step in and meet the needs of each and every client.

Describe compensation and retention practices for investment staff assigned to public-sector clients.

Meeder Public Funds investment professionals responsible for trading and selection of securities typically earn a salary, plus year-end bonus dependent on a series of factors including firm profitability and each individual's achievement. Other Meeder Public Funds representatives responsible for client services earn a salary and a portion of the advisory fee paid to Meeder Public Funds for the services offered in the account. Compensation varies depending on the program and the representative's overall revenue.

Meeder maintains strong staff retention through competitive compensation, professional development, and a collaborative, client-focused culture. Our investment professionals pursue advanced credentials to ensure expertise and compliance with California public fund standards. This team-based approach promotes continuity, minimizes turnover impact, and ensures that public-sector clients receive consistent, knowledgeable service from experienced professionals dedicated to their long-term success.

Provide data on public-funds staff turnover over the past three years.

In the past year we have had 2 Public Funds Advisors leave to pursue a career outside of servicing public sector clients. Over the same time period, we have added 5 Public Funds Advisors, 1 Portfolio Manager, 1 Client Servicing support staff, 5 Public Funds Analysts, and 2 additional Public Funds Operations staff. Over the time frame, the leadership of the firm has remained in place. Paulina Woo recently joined the Meeder team and brings over 17 years of experience in the public funds market.

Proposal Questionnaire
G. Client Relationships and Transitions

MEEDER
PUBLIC FUNDS

How many public-sector accounts has your firm added or lost in the past two years? Explain reasons for changes.

Over the past three years, Meeder has brought in over 90 accounts compared to losing 14. In most cases the termination in services resulted from a change in fiscal officers and their choosing to use a past provider, or reduced investible funds.

Describe your transition plan if selected, including account setup, asset transfer, and reporting.

GETTING STARTED

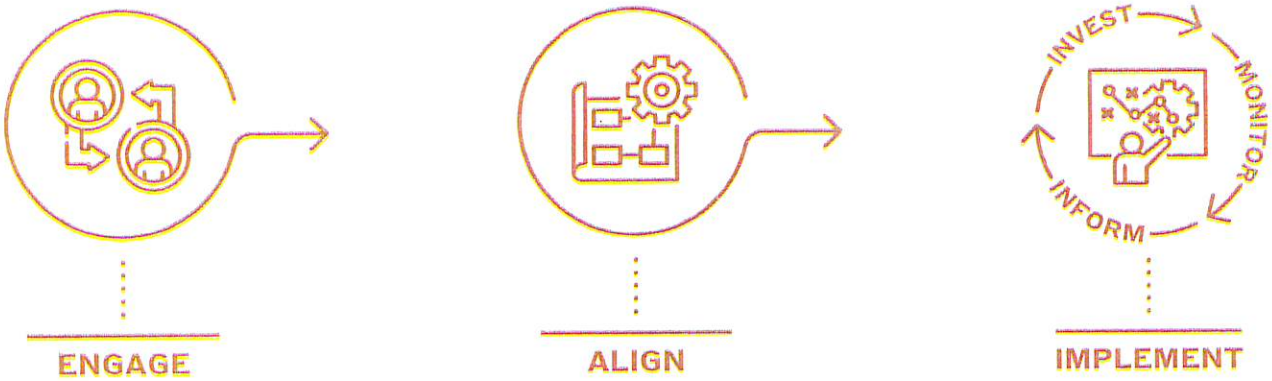

ENGAGE	ALIGN	IMPLEMENT
Investment Advisory Agreement Custody Agreement Investment Policy	Cash Flow Analysis + Economic Outlook = Investment Strategy	Assets Invested Daily Reconciliation | Reporting Education | Cash Flow Reviews Economic Updates | Strategy

73

Proposal Questionnaire
G. Client Relationships and Transitions

MEEDER
PUBLIC FUNDS

The below implementation outline details an approximate timeline of tasks and responsibilities for what can be expected at the start of the engagement as well as ongoing.

		RESPONSIBILITY	
FROM SIGNED CONTRACT		**CITY OF SOUTH GATE**	**MEEDER**
Weeks 1–2	Execute Investment Agreements/Documents	✓	✓
	Onsite Meeting with the City to reporting and information deliverables	✓	✓
	Investment Policy review		✓
	Notification letter to custodian » Custodian will then set up access for Meeder (may take up to one week)	✓	
	Provide historical cash flow information	✓	
	Historical cash flows analyzed		✓
	Provide current holdings/statement of positions	✓	
	Analysis of current portfolio		✓
	Provide City with draft reports		✓
	Meeder presents recommended strategy		✓
Monthly	Strategy calls/meetings to discuss economic/market conditions, portfolio structure/composition, strategy, California Government Code changes, and other pool related items		✓
Quarterly	Strategy meetings at the City's discretion		✓

REPORTING	CADENCE
Holdings Statement	Monthly
Transaction Summary	Daily/Monthly
Economic/Portfolio Update	Quarterly
GASB Reporting Assistance	Annually
Staff Training/Education	Annually

Proposal Questionnaire
G. Client Relationships and Transitions

MEEDER
PUBLIC FUNDS

Provide at least three (3) public-sector references, including contact names, titles, phone numbers, and email addresses.

01

CITY OF IRVINE, CA

Contact: Don Collins, Treasurer

Phone: 866.579.2871

Email: dwc8dwc@gmail.com

02

CITY OF SANTA ANA, CA

Contact: Alexander Trinidad, Assistant Director of Finance

Phone: 714.647.5295

Email: atrinidad@santa-ana.org

03

CITY OF GARDEN GROVE, CA

Contact: Patricia Song, Finance Director

Phone: 714.741.5062

Email: psong@ggcity.org

04

IRVINE RANCH WATER DISTRICT, CA

Contact: Neveen Adly, Executive Director of Finance and Administration

Phone: 949.453.5350

Email: adly@irwd.com

05

CITY OF LIVERMORE, CA

Contact: David Doyle, Accounting Supervisor

Phone: 925.960.4352

Email: dfdoyle@livermoreca.gov

Proposal Questionnaire
H. Additional Information

MEEDER
PUBLIC FUNDS

Describe custodial banks you commonly work with for California municipalities.

When serving California public-agency clients, our firm works exclusively with highly rated, trusted custodial banks that specialize in public-fund custody services and meet the rigorous operational, regulatory and reporting demands of governmental investment portfolios. We work with a variety of custodians in California and can work with the custodial bank the City prefers. The majority of our clients use U.S. Bank for custody services.

Proposal Questionnaire
H. Additional Information

MEEDER
PUBLIC FUNDS

Describe any additional value-added services, training, or policy support your firm can offer.

Meeder employs a client-focused approach characterized by transparency, customization, and accountability. Our extensive experience with public entities ensures an understanding of the regulatory environment and fiduciary responsibilities relevant to the City.

KEY DIFFERENTIATORS INCLUDE:

CUSTOMIZED INVESTMENT STRATEGIES	Our solution is tailored to the City's cash flow needs, risk tolerance, and investment objectives, avoiding a one-size-fits-all approach.
DEDICATED TEAM STRUCTURE	The City has direct access to their dedicated advisor, Jim McCourt, and senior professionals, including portfolio managers and operations specialists, for responsive service and strategic guidance.
ROBUST REPORTING TOOLS	Detailed and customizable reporting is provided with full transparency along with an online portal, supporting the City in staying informed about their portfolio.
OPERATIONAL EXCELLENCE	Internal controls, compliance frame work, and daily review processes ensure accuracy, timeliness and fiduciary integrity.
COLLABORATIVE APPROACH	Relationships are viewed as partnerships, working closely with the City to adapt as needs evolve and markets change.

Provide any proposed contract language or exceptions to the City's Professional Services Agreement.

We have provided a copy of our standard Terms of Service in the Appendix to be included as an exhibit in the agreement.



Required Forms

MEEDER
PUBLIC FUNDS

PROPOSER CHECKLIST

#	Required Item / Section	Included	Page Reference
1	**Cover Letter** – Signed by an authorized officer with authority to bind the firm; includes firm name, servicing office, and acknowledgment of addenda.	✓	2-3
2	**Table of Contents** – Organized in the order of the RFP and clearly identifying all sections and attachments.	✓	4
3	**Firm Profile & Experience** – Description of firm history, ownership, registration (SEC RIA or bank trust dept.), organizational chart, and relevant public-fund clients.	✓	5-6, 15, 23
4	**Technical Response / Scope of Services** – Responses addressing each element of Section 7 (investment strategy, trading, reporting, cash-flow coordination, policy review, etc.).	✓	7-13
5	**Customer Service & Relationship Management Plan** – Description of service structure, relationship manager, service hours, and escalation procedures.	✓	14-15
6	**Cybersecurity and Data-Protection Summary** – SOC 2 Type II report or summary of equivalent controls, breach-notification process, and U.S.-based data residency confirmation.	✓	16-17
7	**Implementation & Transition Plan** – Detailed 60-day transition plan including key milestones and responsibilities.	✓	18-19
8	**Fee Proposal** – Schedule of fees expressed in basis points (bps) on assets under management, inclusive of all costs. Identify any minimum fees or performance-reporting charges.	✓	20-21
9	**References** – Minimum of three California or public-sector clients, including contact name, title, phone, and email.	✓	22-23
10	**Legal / Regulatory Disclosures** – Description of any litigation, disciplinary actions, or SEC/FINRA matters within past five years; copy of latest **Form ADV Parts 2A & 2B**.	✓	24-25 96-125
11	**Sample Reports** – Representative quarterly report showing holdings, duration, yield, benchmark comparison, and compliance summary.	✓	66-95

#	Required Item / Section	Included	Page Reference
12	**Completed Proposal Questionnaire (Section 9)** – All subsections A–H fully answered in order.	✓	26-54
13	**Conflict of Interest Certification** – Completed and signed.	✓	58
14	**Proposal Certification and Signature Page** – Completed and signed by authorized representative.	✓	59
15	**Non-Collusion Affidavit** – Completed, signed, and notarized (or declared under penalty of perjury).	✓	60
16	**Fee Schedule** – Itemized and attached.	✓	20-21
17	**Reference List** – Attached.	✓	35-37
18	**Acknowledgment of Addenda** – All addenda listed and signed.	✓	Cover Letter
19	**Electronic Copy (PDF)** – One (1) electronic version emailed to the City by 5:00 p.m. PST on December 1, 2025.	✓	Sent
20	**Printed Copies (Required)** – Three (3) sealed printed copies, including one (1) signed original, labeled as instructed in Section 5.4.	✓	Sent
21	**Business License Acknowledgment** – Confirmation that firm will obtain a City of South Gate business license prior to contract execution.	✓	Cover Letter

CONFLICT OF INTEREST CERTIFICATION

The undersigned, having fully examined all RFP documents for Investment Management Services, hereby certifies the following on behalf of the proposer and its officers, employees, agents, and subcontractors:

1. **No Conflicts:**
   No officer, employee, or elected official of the City of South Gate has any financial or other interest, direct or indirect, in the proposer's business, nor shall any such person have any such interest at any time during the term of any contract resulting from this RFP.

2. **Disclosure of Relationships:**
   The proposer has disclosed below any existing relationships or circumstances that may present an actual or potential conflict of interest under applicable law, including but not limited to California Government Code Sections 1090 and 87100 et seq.

3. **Ongoing Obligation:**
   The proposer shall promptly disclose to the City in writing any potential or actual conflicts of interest that arise after the date of this certification and prior to or during contract performance.

4. **Public Trust Commitment:**
   The proposer acknowledges that City contracts are public instruments and that all decisions must be made in the best interest of the public.

☑ **No known conflicts of interest exist.**

☐ **Potential conflicts are described below:**

(Provide full explanation; attach additional pages if necessary.)

Firm Name: Meeder Public Funds, Inc.
Authorized Representative: Jason Headings
Title: Sr. Vice President
Signature: Jason Headings
Date: 11/20/2025
Email: jheadings@meederinvestment.com
Phone: 614.760.2111

Certification:

By signing above, I certify under penalty of perjury that the foregoing statements are true and correct, and that no improper relationships or interests exist that would prevent fair and impartial contracting with the City of South Gate.

PROPOSAL CERTIFICATION AND SIGNATURE

The undersigned hereby submits this proposal and certifies, on behalf of the firm named below:

1. The proposer has read and understood all RFP documents, including any addenda issued by the City.
2. The proposer agrees to all terms, conditions, and requirements set forth in the RFP and the City's standard Professional Services Agreement.
3. All information provided in this proposal is true, complete, and accurate to the best of the signer's knowledge.
4. The proposer affirms it is duly authorized to conduct business in the State of California and to perform the services described herein.
5. The proposal shall remain valid for a period of **ninety (90) days** following the proposal due date.
6. The signer certifies that he/she has the legal authority to bind the firm contractually.

Legal Name of Firm: Meeder Public Funds, Inc.

Address: 6125 Memorial Drive

City, State, ZIP: Dublin, Ohio 43017

Telephone: 614.760.2111

Email: jheadings@meederinvestment.com

Tax ID Number: 34-1700641

Type of Business Entity (check one):

☑ Corporation ☐ Partnership ☐ Sole Proprietorship ☐ Limited Liability Company ☐ Other: _____

Authorized Representative: Jason Headings

Title: Sr. Vice President

Signature: Jason Headings

Date: 11.20.2025

NON-COLLUSION AFFIDAVIT

State of California, County of Los Angeles

I, Jason Headings, being first duly sworn, declare that I am Sr. Vice President [title] of Meeder Public Funds, Inc. [name of firm], the party submitting the attached proposal to the City of South Gate, and that:

1. The proposal is genuine and not a sham or collusive proposal.
2. No person, firm, or corporation has directly or indirectly agreed with any other proposer to submit a sham proposal, to refrain from proposing, or to fix or inflate proposal prices.
3. No attempt has been made to induce any other person or firm to refrain from submitting a proposal or to influence the content of another's proposal.
4. All statements in this proposal are true and made under penalty of perjury.

I certify and declare under penalty of perjury under the laws of the State of California that the foregoing is true and correct.

Signature

Jason Headings
Printed Name

Sr. Vice President
Title

Meeder Public Funds, Inc.
Firm Name

Subscribed and sworn to before me this ____ day of _____2025.

_____
Notary Public (Signature & Seal)

In lieu of notarization, the City will accept a declaration under penalty of perjury pursuant to California Code of Civil Procedure § 2015.5.

I, Jason Headings, declare under penalty of perjury pursuant to California Code of Civil Procedure § 2015.5 that the information provided is true and correct.

Signature

11.20.2025
Date



Appendix

MEEDER
PUBLIC FUNDS

MEEDER

Terms of Services – Discretionary Accounts

Meeder Public Funds

The following Terms of Services are applicable to services offered by Meeder Public Funds, Inc. ("Meeder") and shall be incorporated into any agreement for investment advisory services ("Agreement").

1. **Investment Management Services**. Client appoints Meeder as discretionary investment manager to invest, reinvest and manage the securities, cash and other assets of the Account subject to the investment guidelines ("Investment Guidelines") provided by Client.

2. **Trading Authorization**. Client grants Meeder discretionary trading authority and appoints Meeder as agent and attorney-in-fact with respect to investments in the Account. Meeder may direct the purchase, sale, exchange, conversion, delivery or other acquisition or disposition of securities and other investments in the Account and act on behalf of Client in all other matters incidental to the handling of Account investments, all without prior consultation with Client.

3. **Custody**. Meeder will not assume physical custody of the Account or any portion of it. Client shall establish a custodial account with a qualified custodian ("Custodian"). Client will receive from the Custodian account statements and confirmations identifying assets and transactions in the Account. All transactions will be consummated by payment to, or delivery by, the Custodian of all cash, securities and other assets due to or from the Account. The Custodian shall be responsible for investing any daily cash balances in the Account and Meeder will not exercise discretion to select sweep vehicles for the Account.

4. **Investment Objectives and Restrictions**. Client may provide Meeder with an Investment Policy Statement or other written directions setting forth the investment objectives and any specific investment restrictions or limitations which govern the Account. Meeder shall be entitled to rely on such guidelines, objectives and restrictions relating to the Account as it may receive from Client. It is Client's responsibility to inform Meeder in writing of any changes or modifications to these directions, which shall be given ten days in advance of any such change.

5. **Fees**. For the services provided in accordance with this Agreement, Client shall pay Meeder an annual fee ("Fee") on terms set forth in the Agreement to which these Terms of Service apply. Where Client has elected to have fees deducted from the Account, Client authorizes the Custodian to deduct fees from the Account and pay them to Meeder. The account statements will reflect the fee amount withdrawn in any period. Client is responsible for notifying Meeder of any exceptions or objections to the amount billed within thirty days from the billing date.

6. **Brokerage**. Unless otherwise directed, Meeder will place trades for the Account through such brokers or dealers as it may select. When selecting brokers, Meeder's primary consideration will be the broker's ability to provide best execution of trades and Meeder may consider the quality and reliability of the brokerage services, trade price and commission, as well as research and other services provided by the broker-dealers.

7. **Trade Aggregation**. Meeder may aggregate trades for multiple clients when, in the adviser's judgment, aggregation is in the best interests of the clients involved. Orders are aggregated to facilitate best execution and each client participating in the aggregated transaction receives the same price and participation in such trade on a pro-rata basis. Where it is not possible to obtain the same execution price for all securities purchased or sold on an aggregated basis, Meeder will follow its trade allocation policy, which is designed to ensure that securities allocations are made in a fair and equitable manner.

8. **Promoter Arrangements**. Meeder accepts Clients referred through unaffiliated third parties ("Promoters") and may pay cash compensation for the endorsement of Meeder's services, which provides the Promoter with an incentive to refer clients. Clients will not incur additional fees for being referred to Meeder by a Promoter. Clients

that engage Meeder as their investment adviser following a referral by a Promoter will receive a written disclosure statement describing the nature and terms of the arrangement, including the amount payable to the Promoter.

9. **Local Government Investment Pools.** Where appropriate, Meeder may recommend the use of a Local Government Investment Pool ("LGIP") in which Meeder or one of its affiliates earn advisory and/or administration fees. Assets placed in an LGIP are not included among eligible assets when calculating the investment advisory fee. Because Meeder or its affiliates receive fees in connection with programs we sponsor or recommend, use of these programs presents a conflict of interest. By investing in an LGIP, Client specifically consents to the conflicts presented by such investment and payment of fees.

10. **Custodial Sweep Vehicles.** Where available, Meeder may recommend the use of the Meeder Government Money Market Fund as a vehicle to sweep cash held in the custodial account for investment. Because Meeder's affiliates earn advisory, transfer agency and administration fees for management of the Meeder Government Money Market Fund, recommendation of the fund as a sweep vehicle presents a conflict of interest. Meeder charges investment advisory fees on the total market value of assets held in the custodial account, including sweep vehicles. By selecting the Meeder Government Money Market Fund, Client specifically consents to the conflicts presented by such investment and payment of fees.

11. **Third-Party Payments.** Meeder or its affiliates receive compensation from unaffiliated third parties for endorsing or recommending certain financial products to its clients. This arrangement presents a conflict of interest because it provides Meeder with an incentive to solicit and secure participation in the program. Asset-based advisory fees are not charged for assets invested in products that pay indirect compensation to Meeder.

12. **Proxy Voting.** Meeder does not accept or assume authority to vote proxies for its public fund clients. Clients will receive their proxies or other solicitations directly from their Custodian. Client agrees that Meeder will not advise or act for Client in any legal proceedings, including bankruptcies or class actions, involving securities held or previously held by the Account or the issuers of such securities.

13. **Electronic Delivery**. Client consents to electronic delivery of all documents from Meeder, including but not limited to a copy of the executed Agreement, statements, confirmations, Meeder's Form ADV Part 2 and amendments thereto, and other general communications delivered to Client's electronic mail address of record. Delivery of communications to Clients in this fashion will be deemed effective unless Meeder is notified otherwise. Client is responsible for maintaining an accurate and up to date email address and to ensure that Client at all times has the ability to receive communications directed in this manner.

14. **Confidentiality.** All information and advice furnished by either party to the other, including their respective agents and employees, shall be treated as confidential and shall not be disclosed to third parties except as otherwise required by law or as agreed to in writing by Client. Notwithstanding the foregoing, Client consents to the use of Client's name in sales and marketing material used by Meeder or its affiliates solely for the purpose of identifying the Client as an investment advisory client.

15. **Services to Other Clients.** Client understands that Meeder serves as investment adviser for other Clients and will continue to do so. Client also understands that Meeder, its personnel and affiliates ("Affiliated Persons") may give advice or take action in performing their duties to other clients, or for their own accounts, that differ from advice given to or action taken for Client. Meeder is not obligated to buy, sell or recommend for Client any security or other investment that Meeder or its Affiliated Persons may buy, sell or recommend for any other client or their own accounts.

16. **Meeder's Representations**. Meeder represents that it is a registered investment adviser under the Investment Advisers Act of 1940.

17. **Client's Representations**. Client represents and acknowledges that: (i) Client is the sole owner of the Account assets and has full power and authority to enter into this Agreement and to commit the assets to Meeder's management and supervision; (ii) that the person signing this Agreement on behalf of Client is authorized and empowered to establish accounts and commit the assets to Meeder's management and supervision on the entity's behalf; (iii) Client has received Meeder's current Form ADV, Part 2A and B; and (iv) Client has received a copy of Meeder's Privacy Policy.

CERTIFICATE OF LIABILITY INSURANCE

DATE (MM/DD/YYYY): 08/08/2025

THIS CERTIFICATE IS ISSUED AS A MATTER OF INFORMATION ONLY AND CONFERS NO RIGHTS UPON THE CERTIFICATE HOLDER. THIS CERTIFICATE DOES NOT AFFIRMATIVELY OR NEGATIVELY AMEND, EXTEND OR ALTER THE COVERAGE AFFORDED BY THE POLICIES BELOW. THIS CERTIFICATE OF INSURANCE DOES NOT CONSTITUTE A CONTRACT BETWEEN THE ISSUING INSURER(S), AUTHORIZED REPRESENTATIVE OR PRODUCER, AND THE CERTIFICATE HOLDER.

IMPORTANT: If the certificate holder is an ADDITIONAL INSURED, the policy(ies) must have ADDITIONAL INSURED provisions or be endorsed. If SUBROGATION IS WAIVED, subject to the terms and conditions of the policy, certain policies may require an endorsement. A statement on this certificate does not confer rights to the certificate holder in lieu of such endorsement(s).

PRODUCER
GAD Insurance, LLC
1349 W Lane Avenue
Ste 1000B
Columbus OH 43221

CONTACT NAME: Ashley Tevis
PHONE (A/C, No, Ext): (614) 221-1500 FAX (A/C, No): (614) 221-1580
E-MAIL ADDRESS: atevis@gadinsurance.com

INSURER(S) AFFORDING COVERAGE	NAIC #
INSURER A: Valley Forge Insurance Company	20508
INSURER B: Continental Casualty Company	20443
INSURER C:	
INSURER D:	
INSURER E:	
INSURER F:	

INSURED
Meeder Public Funds, Inc.
6135 MEMORIAL DR
DUBLIN OH 43017

COVERAGES **CERTIFICATE NUMBER:** CL258831773 **REVISION NUMBER:**

THIS IS TO CERTIFY THAT THE POLICIES OF INSURANCE LISTED BELOW HAVE BEEN ISSUED TO THE INSURED NAMED ABOVE FOR THE POLICY PERIOD INDICATED. NOTWITHSTANDING ANY REQUIREMENT, TERM OR CONDITION OF ANY CONTRACT OR OTHER DOCUMENT WITH RESPECT TO WHICH THIS CERTIFICATE MAY BE ISSUED OR MAY PERTAIN, THE INSURANCE AFFORDED BY THE POLICIES DESCRIBED HEREIN IS SUBJECT TO ALL THE TERMS, EXCLUSIONS AND CONDITIONS OF SUCH POLICIES. LIMITS SHOWN MAY HAVE BEEN REDUCED BY PAID CLAIMS.

INSR LTR	TYPE OF INSURANCE	ADDL INSD	SUBR WVD	POLICY NUMBER	POLICY EFF (MM/DD/YYYY)	POLICY EXP (MM/DD/YYYY)	LIMITS	
A	COMMERCIAL GENERAL LIABILITY ☐ CLAIMS-MADE ☒ OCCUR GEN'L AGGREGATE LIMIT APPLIES PER: ☐ POLICY ☐ PRO-JECT ☒ LOC OTHER:			6025571227	04/01/2025	04/01/2026	EACH OCCURRENCE	$ 2,000,000
							DAMAGE TO RENTED PREMISES (Ea occurrence)	$ 1,000,000
							MED EXP (Any one person)	$ 10,000
							PERSONAL & ADV INJURY	$ 2,000,000
							GENERAL AGGREGATE	$ 4,000,000
							PRODUCTS - COMP/OP AGG	$ 4,000,000
								$
A	AUTOMOBILE LIABILITY ☐ ANY AUTO ☐ OWNED AUTOS ONLY ☐ SCHEDULED AUTOS ☒ HIRED AUTOS ONLY ☒ NON-OWNED AUTOS ONLY			6025571227	04/01/2025	04/01/2026	COMBINED SINGLE LIMIT (Ea accident)	$ 1,000,000
							BODILY INJURY (Per person)	$
							BODILY INJURY (Per accident)	$
							PROPERTY DAMAGE (Per accident)	$
								$
B	☒ UMBRELLA LIAB ☒ OCCUR ☐ EXCESS LIAB ☐ CLAIMS-MADE ☐ DED ☒ RETENTION $ 10,000			6074647009	04/01/2025	04/01/2026	EACH OCCURRENCE	$ 10,000,000
							AGGREGATE	$ 10,000,000
								$
A	WORKERS COMPENSATION AND EMPLOYERS' LIABILITY ANY PROPRIETOR/PARTNER/EXECUTIVE OFFICER/MEMBER EXCLUDED? (Mandatory in NH) ☐ Y/N If yes, describe under DESCRIPTION OF OPERATIONS below	N/A		6025571227	04/01/2025	04/01/2026	☐ PER STATUTE ☒ OTH-ER	Ohio Stop Gap
							E.L. EACH ACCIDENT	$ 1,000,000
							E.L. DISEASE - EA EMPLOYEE	$ 1,000,000
							E.L. DISEASE - POLICY LIMIT	$ 1,000,000
A	Blanket Property, Special Form, Replacement Cost			6025571227	04/01/2025	04/01/2026	Building Limit	$6,457,829
							Contents Limit	$2,140,900

DESCRIPTION OF OPERATIONS / LOCATIONS / VEHICLES (ACORD 101, Additional Remarks Schedule, may be attached if more space is required)

This document neither affirmatively nor negatively amends, extends, or alters the terms of or the coverage afforded by policy referenced herein.

CERTIFICATE HOLDER

Evidence of Insurance

CANCELLATION

SHOULD ANY OF THE ABOVE DESCRIBED POLICIES BE CANCELLED BEFORE THE EXPIRATION DATE THEREOF, NOTICE WILL BE DELIVERED IN ACCORDANCE WITH THE POLICY PROVISIONS.

AUTHORIZED REPRESENTATIVE

© 1988-2015 ACORD CORPORATION. All rights reserved.

The ACORD name and logo are registered marks of ACORD

MEEDER

Privacy Policy

Meeder Investment Management and the Meeder Funds are committed to maintaining the financial privacy of our current, former and prospective customers. This policy explains how we protect the security and confidentiality of our customer's information.

PERSONAL INFORMATION WE COLLECT

We may collect information about Meeder customers from a variety of sources, including:

- Information provided by you or your representative on applications or forms, such as your name, address, date of birth, social security number and investment objectives;
- Information about the transactions in your account, such as your account balance and transaction history; and
- Information we obtain from third parties regarding you, to verify your identity or transfer your account.

INFORMATION WE SHARE WITH OUR AFFILIATES

Our affiliates are financial service providers that offer transfer agency, customer accounting, customer servicing, investment advisory, and other financial services. We share information with our affiliates to service your account. In addition, we may also share information with our affiliates to alert you to other products or services offered by Meeder to the extent provided by law. Information collected from customers whose accounts are opened through investment professionals is not shared with Meeder affiliates for marketing purposes.

INFORMATION WE SHARE WITH THIRD PARTIES

On occasion, we share information we collect about you with unaffiliated third parties to perform services in connection with your account, such as processing transactions, preparing and mailing account statements, and other forms of customer servicing. Information provided to third parties may not be used for any other purpose and Meeder does not permit unaffiliated third parties to use customer information to market their products or services.

HOW WE PROTECT INFORMATION ABOUT YOU

We maintain policies, and require all unaffiliated third parties to maintain policies, to safeguard customer information. We restrict access to nonpublic personal information about you to those persons who need to know that information in order to provide products and services to you. We also maintain physical, electronic, and procedural safeguards to guard your nonpublic personal information.

WHO THIS POLICY APPLIES TO

This policy applies to customers who open relationships directly with Meeder. It applies to Meeder Funds and Meeder's affiliated companies, including Meeder Asset Management, Meeder Advisory Services, Meeder Public Funds, Meeder Distribution Services and Mutual Funds Service Company.

QUESTIONS

Contact us at 800-325-3539 or visit us online at www.meederinvestment.com

SAMPLE CLIENT

Investment Report

As of October 31, 2025

MEEDER

PUBLIC FUNDS

89

OBSERVATIONS AND EXPECTATIONS

MEEDER PUBLIC FUNDS

- Fed lowered the Fed Funds rate by 0.25% at the October 29th meeting
- Labor market continued to show signs of slowing
- U.S. Treasury rates for the 2Y and 5Y are near their lowest levels of the year
- Wealthy Americans continue to drive consumer spending higher
- Atlanta Fed's GDPNowcast is projecting a 3.9% GDP for Q3 2025

- Since the start of the year, the number of consumers dining out has risen an average of 8.4% on an annual basis, well above the 2.1% in 2024 and an even larger recovery from a decline of 2.7% in 2023.
- Additionally, adjusted for inflation, spending at restaurants and bars rose 3.5% annually in September.

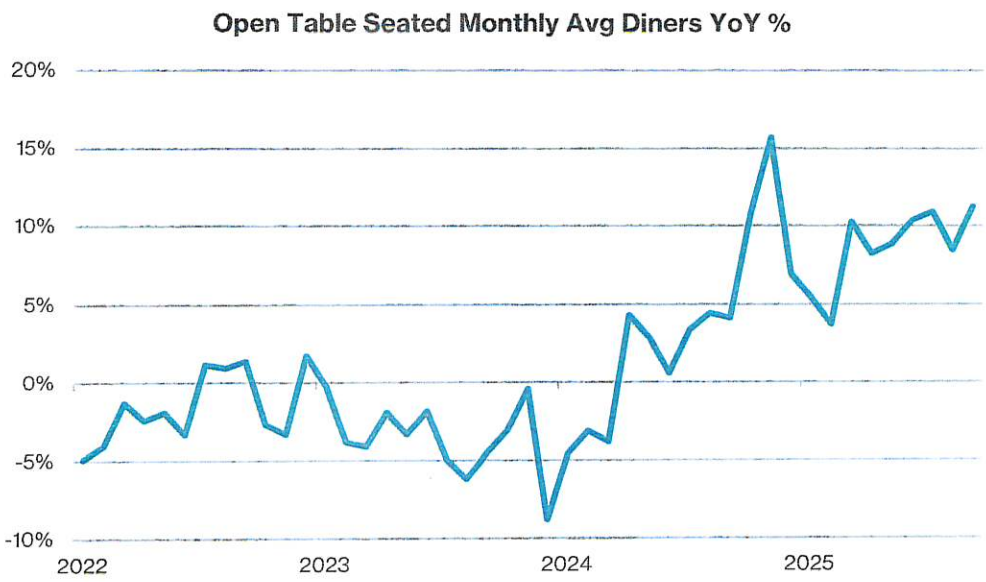

SOURCES: BLOOMBERG

MEEDER PUBLIC FUNDS

- Some market pundits believe inflation will follow a similar pattern as it did in the 1970s/80s and have a resurgence to higher levels.
- We don't expect that to happen due to the significantly different factors occurring now versus the 1970s/80s, such as demographics and technology.

SOURCES: BLOOMBERG

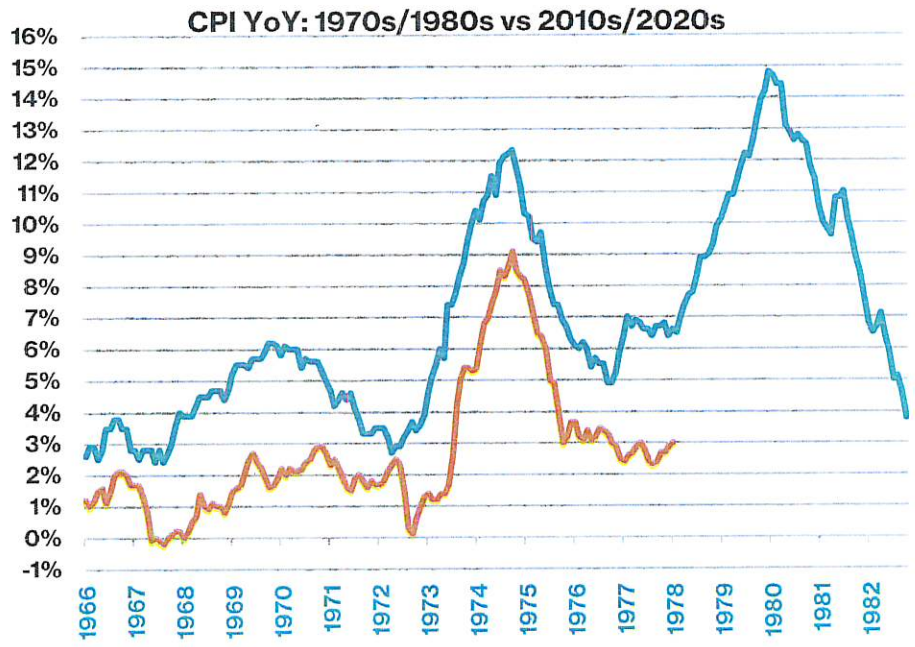

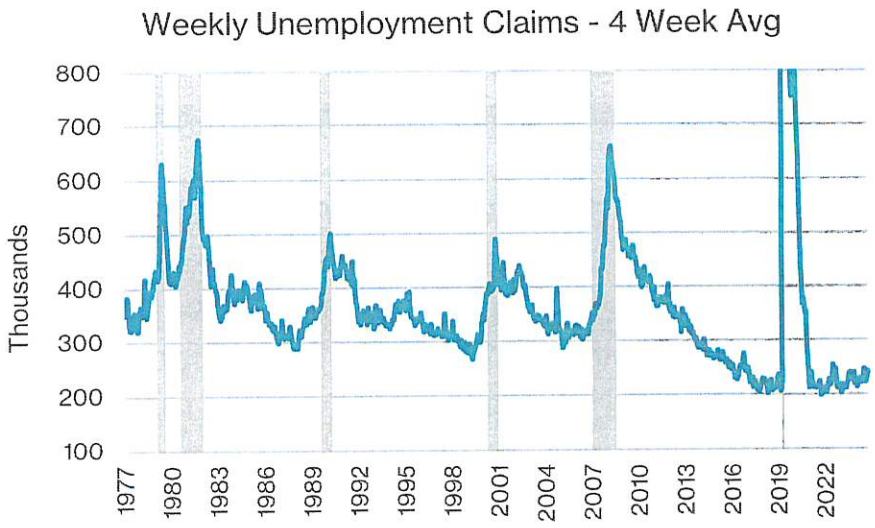

- The labor market has softened by some measures the past few months.
- This has been the primary reason stated by the Fed to prompt more rate cuts in the future.
- However, weekly unemployment claims remain near historically low levels.

SOURCE: BLOOMBERG – GRAPH AXIS IS CUT OFF DUE TO COVID DATA EXTREME LEVELS – SHADED AREAS ARE RECESSIONS

MEEDER PUBLIC FUNDS

2Y and 5Y U.S. Treasury Rates

SOURCES: BLOOMBERG

MEEDER
PUBLIC FUNDS

Contents

Portfolio Summary	6
Position Statement	7
Transaction Statement	13
Income/Dividend Received	14
Contribution/Withdrawals and Expenses	16
Projected Income	17

93

SAMPLE CLIENT
OCTOBER 31, 2025

Portfolio Summary

4.14
Weighted Average Yield to Maturity

2.43
Weighted Average Maturity (Years)

2.15
Portfolio Effective Duration (Years)

2.33
Weighted Average Life (Years)

AA
Average Credit Rating

MEEDER PUBLIC FUNDS

Maturity Distribution

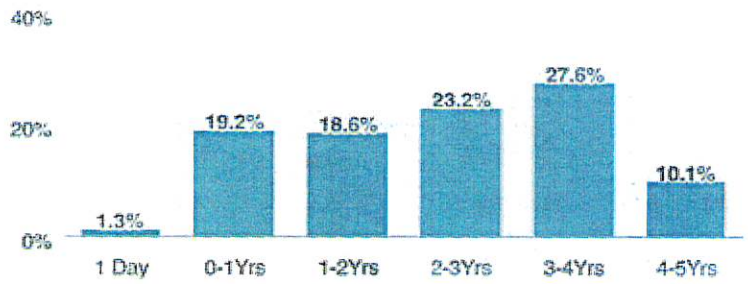

Sector Allocation

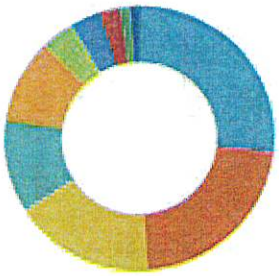

U.S. Agencies	26.59%
U.S. Treasuries	22.33%
Corporate Bonds	16.97%
Municipal Bonds	11.38%
MBS	10.07%
Asset-Backed Securities	4.14%
Supranational	3.67%
Negotiable CD's	2.35%
Money Market Funds	1.32%
Commercial MBS	1.19%

Custodial Reconciliation

	CURRENT MONTH
Beginning	**81,700,887.19**
Contributions/Withdrawals	(1,000,000.00)
Management Fees	(4,000.00)
Custodian Fees	0.00
Realized Gains Losses	107,865.57
Purchased Interest	(12,061.33)
Interest Received	196,511.32
ENDING	**80,989,202.75**

Projected Monthly Income Schedule

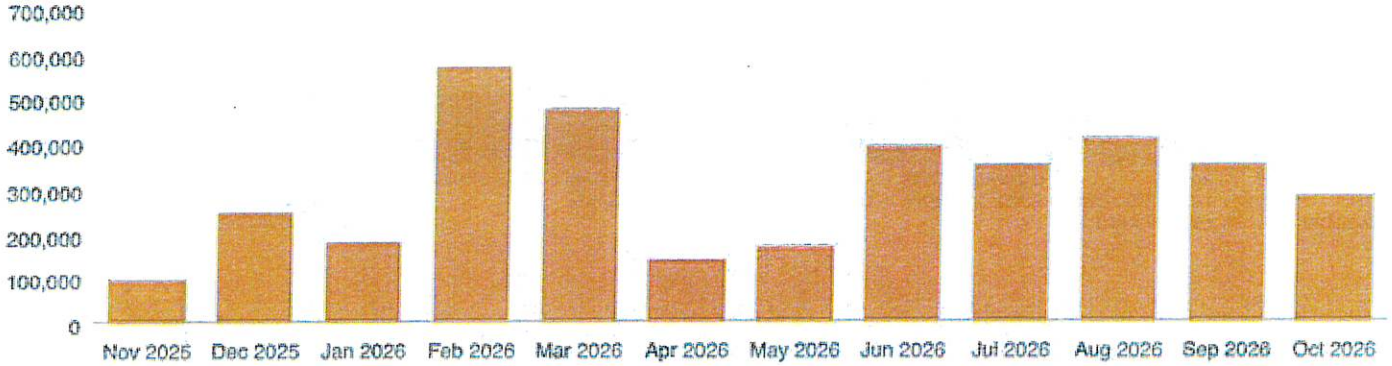

MEEDER
PUBLIC FUNDS

Position Statement

CUSIP	DESCRIPTION	TRADE DATE SETTLE DATE	PAR VALUE	PRINCIPAL COST PURCHASED INTEREST	TOTAL COST	YIELD TO MATURITY	MATURITY DATE	DAYS TO MATURITY	MARKET PRICE MARKET VALUE	UNREALIZED GAIN/LOSS BOOK VALUE	% OF MV	MOODY'S S&P RATING
SAMPLE CLIENT												
BANK DEPOSITS												
00344CASH	Tri Counties Bank	10/31/2025 10/31/2025	2,410,310.98	2,410,310.98 0.00	2,410,310.98	2.03		1	1.00 2,410,310.98	0.00 2,410,310.98	2.69	NA NA
BANK DEPOSITS TOTAL			**2,410,310.98**	**2,410,310.98 0.00**	**2,410,310.98**	**2.03**		**1**	**1.00 2,410,310.98**	**0.00 2,410,310.98**	**2.69**	**NA**
LGIP												
00345CASH	LAIF	10/31/2025 10/31/2025	2,855.00	2,855.00 0.00	2,855.00	4.15		1	1.00 2,855.00	0.00 2,855.00	0.00	NA
00343CASH	California CLASS Prime Fund	10/31/2025 10/31/2025	4,097,299.60	4,097,299.60 0.00	4,097,299.60	4.13		1	1.00 4,097,299.60	0.00 4,097,299.60	4.57	NA
LGIP TOTAL			**4,100,154.60**	**4,100,154.60 0.00**	**4,100,154.60**	**4.13**		**1**	**1.00 4,100,154.60**	**0.00 4,100,154.60**	**4.57**	**NA**
MONEY MARKET FUNDS												
31846V567	FIRST AMER:GVT OBLG;Z	10/31/2025 10/31/2025	1,101,183.78	1,101,183.78 0.00	1,101,183.78	3.92		1	1.00 1,101,183.78	0.00 1,101,183.78	1.23	Aaa AAA
MONEY MARKET FUNDS TOTAL			**1,101,183.78**	**1,101,183.78 0.00**	**1,101,183.78**	**3.92**		**1**	**1.00 1,101,183.78**	**0.00 1,101,183.78**	**1.23**	**AAA**
U.S. TREASURIES												
912828YG9	US TREASURY 1.625 09/30/26	05/31/2023 06/01/2023	1,000,000.00	926,289.06 0.00	926,289.06	4.01	09/30/2026	334	98.12 981,171.88	54,882.82 926,289.06	1.09	Aa1 AA+
912828U24	US TREASURY 2.000 11/15/26	05/31/2023 06/01/2023	1,100,000.00	1,029,445.31 0.00	1,029,445.31	4.01	11/15/2026	380	98.25 1,080,750.00	51,304.69 1,029,445.31	1.21	Aa1 AA+
91282CEW7	US TREASURY 3.250 06/30/27	08/23/2022 08/24/2022	850,000.00	854,416.02 0.00	854,416.02	3.13	06/30/2027	607	99.41 844,953.13	(9,462.90) 854,416.02	0.94	Aa1 AA+
91282CFU0	US TREASURY 4.125 10/31/27	09/21/2023 09/22/2023	575,000.00	562,129.89 0.00	562,129.89	4.73	10/31/2027	730	101.00 580,750.00	18,620.11 562,129.89	0.65	Aa1 AA+
91282CFU0	US TREASURY 4.125 10/31/27	11/14/2022 11/15/2022	455,000.00	457,630.47 0.00	457,630.47	4.00	10/31/2027	730	101.00 459,550.00	1,919.53 457,630.47	0.51	Aa1 AA+
91282CFZ9	US TREASURY 3.875 11/30/27	09/21/2023 09/22/2023	250,000.00	242,080.08 0.00	242,080.08	4.72	11/30/2027	760	100.55 251,367.19	9,287.11 242,080.08	0.28	Aa1 AA+
91282CFZ9	US TREASURY 3.875 11/30/27	03/23/2023 03/24/2023	850,000.00	863,845.71 0.00	863,845.71	3.49	11/30/2027	760	100.55 854,648.44	(9,197.27) 863,845.71	0.95	Aa1 AA+
91282CGC9	US TREASURY 3.875 12/31/27	02/13/2023 02/14/2023	1,150,000.00	1,145,328.11 0.00	1,145,328.11	3.97	12/31/2027	791	100.58 1,156,648.44	11,320.33 1,145,328.11	1.29	Aa1 AA+
91282CHK0	US TREASURY 4.000 06/30/28	03/04/2024 03/05/2024	350,000.00	346,335.94 0.00	346,335.94	4.27	06/30/2028	973	101.02 353,582.03	7,246.09 346,335.94	0.39	Aa1 AA+
91282CHK0	US TREASURY 4.000 06/30/28	07/06/2023 07/07/2023	1,000,000.00	982,109.38 0.00	982,109.38	4.40	06/30/2028	973	101.02 1,010,234.38	28,125.00 982,109.38	1.13	Aa1 AA+

95

MEEDER PUBLIC FUNDS

Position Statement

CUSIP	DESCRIPTION	TRADE DATE SETTLE DATE	PAR VALUE	PRINCIPAL COST PURCHASED INTEREST	TOTAL COST	YIELD TO MATURITY	MATURITY DATE	DAYS TO MATURITY	MARKET PRICE MARKET VALUE	UNREALIZED GAIN/LOSS BOOK VALUE	% OF MV	MOODY'S S&P RATING
91282CHQ7	US TREASURY 4.125 07/31/28	03/19/2024 03/20/2024	1,250,000.00	1,238,134.77 0.00	1,238,134.77	4.37	07/31/2028	1,004	101.36 1,266,992.19	28,857.42 1,238,134.77	1.41	Aa1 AA+
91282CJW2	US TREASURY 4.000 01/31/29	03/04/2024 03/05/2024	350,000.00	346,541.02 0.00	346,541.02	4.22	01/31/2029	1,188	101.14 353,992.19	7,451.17 346,541.02	0.39	Aa1 AA+
91282CJW2	US TREASURY 4.000 01/31/29	01/26/2024 01/31/2024	940,000.00	939,375.78 0.00	939,375.78	4.01	01/31/2029	1,188	101.14 950,721.88	11,346.10 939,375.78	1.06	Aa1 AA+
91282CKG5	US TREASURY 4.125 03/31/29	05/23/2024 05/24/2024	1,100,000.00	1,080,621.09 0.00	1,080,621.09	4.53	03/31/2029	1,247	101.58 1,117,359.38	36,738.29 1,080,621.09	1.25	Aa1 AA+
91282CKT7	US TREASURY 4.500 05/31/29	06/11/2024 06/12/2024	751,000.00	752,437.46 0.00	752,437.46	4.46	05/31/2029	1,308	102.86 772,473.91	20,036.45 752,437.46	0.86	Aa1 AA+
91282CLC3	US TREASURY 4.000 07/31/29	07/30/2024 07/31/2024	1,400,000.00	1,395,351.57 0.00	1,395,351.57	4.07	07/31/2029	1,369	101.21 1,416,953.13	21,601.56 1,395,351.57	1.58	Aa1 AA+
91282CLN9	US TREASURY 3.500 09/30/29	09/27/2024 09/30/2024	1,400,000.00	1,399,562.50 0.00	1,399,562.50	3.51	09/30/2029	1,430	99.43 1,392,015.63	(7,546.87) 1,399,562.50	1.55	Aa1 AA+
91282CLR0	US TREASURY 4.125 10/31/29	11/18/2024 11/19/2024	500,000.00	496,621.09 0.00	496,621.09	4.28	10/31/2029	1,461	101.70 508,515.63	11,894.54 496,621.09	0.57	Aa1 AA+
91282CLR0	US TREASURY 4.125 10/31/29	10/29/2024 10/31/2024	1,100,000.00	1,098,324.22 0.00	1,098,324.22	4.16	10/31/2029	1,461	101.70 1,118,734.38	20,410.16 1,098,324.22	1.25	Aa1 AA+
91282CMG3	US TREASURY 4.250 01/31/30	02/27/2025 02/28/2025	1,100,000.00	1,106,359.37 0.00	1,106,359.37	4.12	01/31/2030	1,553	102.23 1,124,492.19	18,132.82 1,106,359.37	1.25	Aa1 AA+
91282CNX5	US TREASURY 3.625 08/31/30	10/10/2025 10/14/2025	975,000.00	974,047.85 4,295.93	978,343.78	3.65	08/31/2030	1,765	99.66 971,648.44	(2,399.41) 974,047.85	1.08	Aa1 AA+
U.S. TREASURIES TOTAL			**18,446,000.00**	**18,236,986.69 4,295.93**	**18,241,282.62**	**4.05**		**1,082**	**100.67 18,567,554.41**	**330,567.72 18,236,986.69**	**20.71**	**AA+**
U.S. AGENCIES												
3133ENJ35	FED FARM CR BNKS 3.320 02/25/26	08/19/2022 08/25/2022	750,000.00	749,872.50 0.00	749,872.50	3.33	02/25/2026	117	99.80 748,485.00	(1,387.50) 749,872.50	0.83	Aa1 AA+
3130ALHH0	FHLBANKS 0.960 03/05/26 '25	08/17/2022 08/18/2022	750,000.00	688,327.50 0.00	688,327.50	3.44	03/05/2026	125	98.96 742,230.00	53,902.50 688,327.50	0.83	Aa1 AA+
3130ALGJ7	FHLBANKS 1.000 03/23/26 '25	08/19/2022 08/22/2022	712,968.75	670,724.44 0.00	670,724.44	2.75	03/23/2026	143	98.82 704,562.85	33,838.85 670,724.00	0.79	Aa1 AA+
31422BGV6	FARMER MAC 2.260 06/24/26 MTN	07/25/2023 07/28/2023	645,000.00	601,746.30 0.00	601,746.30	4.76	06/24/2026	236	98.88 637,782.45	36,036.15 601,746.30	0.71	NA NA
3130AGMT9	FHLBANKS 2.450 06/24/26 '25	08/17/2022 08/18/2022	295,000.00	283,200.00 0.00	283,200.00	3.57	06/24/2026	236	98.90 291,760.90	8,560.90 283,200.00	0.33	Aa1 AA+
3130AMVU3	FHLBANKS 1.350 06/29/26	10/10/2023 10/11/2023	1,000,000.00	910,220.00 0.00	910,220.00	4.92	06/29/2026	241	98.24 982,390.00	72,170.00 910,220.00	1.10	Aa1 AA+
3130ANED8	FHLBANKS 1.000 07/27/26 '25	08/17/2022 08/18/2022	750,000.00	683,295.00 0.00	683,295.00	3.43	07/27/2026	269	97.82 733,612.50	50,317.50 683,295.00	0.82	Aa1 AA+
3130ANMH0	FHLBANKS 1.100 08/20/26 '25	08/17/2022 08/18/2022	750,000.00	685,320.00 0.00	685,320.00	3.42	08/20/2026	293	97.76 733,222.50	47,902.50 685,320.00	0.82	Aa1 AA+
3134GW4C7	FREDDIE MAC 0.800 10/27/26 '25 MTN	08/17/2022 08/18/2022	750,000.00	675,420.00 0.00	675,420.00	3.36	10/27/2026	361	97.12 728,422.50	53,002.50 675,420.00	0.81	Aa1 AA+
3130AQJX2	FHLBANKS 2.750 01/28/27 '25	08/17/2022 08/18/2022	500,000.00	468,555.00 0.00	468,555.00	3.68	01/28/2027	454	99.26 496,300.00	27,745.00 468,555.00	0.55	Aa1 AA+

MEEDER
PUBLIC FUNDS

Position Statement

CUSIP	DESCRIPTION	TRADE DATE SETTLE DATE	PAR VALUE	PRINCIPAL COST PURCHASED INTEREST	TOTAL COST	YIELD TO MATURITY	MATURITY DATE	DAYS TO MATURITY	MARKET PRICE MARKET VALUE	UNREALIZED GAIN/LOSS BOOK VALUE	% OF MV	MOODY'S S&P RATING
3130AKX92	FHLBANKS 0.750 02/12/27 '25	08/23/2022 08/24/2022	400,000.00	357,500.00 0.00	357,500.00	3.56	02/12/2027	469	97.37 389,476.00	31,976.00 357,500.00	0.43	Aa1 AA+
3130AQRH8	FHLBANKS 2.000 02/25/27 '25	08/17/2022 08/18/2022	525,000.00	494,109.00 0.00	494,109.00	3.42	02/25/2027	482	97.48 511,764.75	17,655.75 494,109.00	0.57	Aa1 AA+
3130AR7E5	FHLBANKS 2.600 03/25/27 '25	08/19/2022 08/22/2022	525,000.00	505,974.00 0.00	505,974.00	3.46	03/25/2027	510	98.23 515,712.75	9,738.75 505,974.00	0.58	Aa1 AA+
31424WAF9	FARMER MAC 4.875 04/01/27 MTN	10/10/2023 10/11/2023	1,250,000.00	1,252,125.00 0.00	1,252,125.00	4.82	04/01/2027	517	101.34 1,266,775.00	14,650.00 1,252,125.00	1.41	NA NA
3136G4ZY2	FANNIE MAE 0.750 07/20/27 '25	10/10/2023 10/11/2023	1,000,000.00	856,400.00 0.00	856,400.00	4.93	07/20/2027	627	94.87 948,730.00	92,330.00 856,400.00	1.06	Aa1 AA+
3133ENG87	FED FARM CR BNKS 2.920 08/17/27	08/18/2022 08/19/2022	659,000.00	654,209.07 0.00	654,209.07	3.08	08/17/2027	655	98.65 650,083.73	(4,125.34) 654,209.07	0.73	Aa1 AA+
3133EL4D3	FED FARM CR BNKS 0.900 08/19/27 '25	08/17/2022 08/19/2022	750,000.00	667,110.00 0.00	667,110.00	3.32	08/19/2027	657	94.97 712,245.00	45,135.00 667,110.00	0.79	Aa1 AA+
3136G43F8	FANNIE MAE 0.700 09/30/27 '25	10/10/2023 10/11/2023	315,000.00	267,343.65 0.00	267,343.65	4.94	09/30/2027	699	94.02 296,172.45	28,828.80 267,343.65	0.33	Aa1 AA+
742651DZ2	PEFCO 3.900 10/15/27	04/28/2023 05/03/2023	550,000.00	550,016.00 0.00	550,016.00	3.90	10/15/2027	714	99.88 549,323.50	(692.50) 550,016.00	0.61	Aa1 NA
3130ATUS4	FHLBANKS 4.250 12/10/27	12/22/2022 12/23/2022	1,200,000.00	1,219,308.00 0.00	1,219,308.00	3.89	12/10/2027	770	101.27 1,215,216.00	(4,092.00) 1,219,308.00	1.36	Aa1 AA+
880591EZ1	TVA 3.875 03/15/28	03/28/2023 03/30/2023	1,000,000.00	995,780.00 0.00	995,780.00	3.97	03/15/2028	866	100.51 1,005,120.00	9,340.00 995,780.00	1.12	Aa1 AA+
880591EZ1	TVA 3.875 03/15/28	03/28/2023 03/30/2023	750,000.00	747,172.50 0.00	747,172.50	3.96	03/15/2028	866	100.51 753,840.00	6,667.50 747,172.50	0.84	Aa1 AA+
3133EPNH4	FED FARM CR BNKS 3.875 06/21/28	06/15/2023 06/21/2023	700,000.00	696,885.00 0.00	696,885.00	3.97	06/21/2028	964	100.44 703,080.00	6,195.00 696,885.00	0.78	Aa1 AA+
3133EPQD0	FED FARM CR BNKS 4.250 07/17/28	07/11/2023 07/17/2023	1,000,000.00	996,970.00 0.00	996,970.00	4.32	07/17/2028	990	101.50 1,014,980.00	18,010.00 996,970.00	1.13	Aa1 AA+
3130ANRG7	FHLBANKS 1.250 08/24/28 '25	10/10/2023 10/11/2023	1,120,000.00	944,630.40 0.00	944,630.40	4.90	08/24/2028	1,028	92.95 1,041,084.80	96,454.40 944,630.40	1.16	Aa1 AA+
3133EPUN3	FED FARM CR BNKS 4.500 08/28/28	08/25/2023 08/28/2023	800,000.00	799,574.56 0.00	799,574.56	4.50	08/28/2028	1,032	102.16 817,296.00	17,721.44 799,574.56	0.91	Aa1 AA+
31422X7K2	FARMER MAC 4.700 09/27/28 MTN	09/27/2023 10/02/2023	1,000,000.00	995,650.00 0.00	995,650.00	4.80	09/27/2028	1,062	102.50 1,024,950.00	29,300.00 995,650.00	1.14	NA NA
3133EPA47	FED FARM CR BNKS 4.875 11/01/28	10/25/2023 11/01/2023	950,000.00	947,251.65 0.00	947,251.65	4.94	11/01/2028	1,097	103.24 980,742.00	33,490.35 947,251.65	1.09	Aa1 AA+
3130AXQK7	FHLBANKS 4.750 12/08/28	12/07/2023 12/08/2023	885,000.00	905,700.15 0.00	905,700.15	4.22	12/08/2028	1,134	103.09 912,355.35	6,655.20 905,700.15	1.02	Aa1 AA+
U.S. AGENCIES TOTAL			**22,281,968.75**	**21,270,389.72 0.00**	**21,270,389.72**	**4.08**		**648**	**99.29 22,107,716.03**	**837,326.75 21,270,389.28**	**24.66**	**AA+**
MBS												
3137HAST4	FHMS K-509 A2 4.85 09/25/2028	10/25/2023 10/31/2023	1,000,000.00	968,117.00 0.00	968,117.00	5.52	09/25/2028	1,060	102.36 1,023,576.17	55,459.17 968,117.00	1.14	Aa1 AA+
3137FLN91	FH-K091-A2	03/21/2025 03/26/2025	1,000,000.00	972,812.50 0.00	972,812.50	4.18	03/25/2029	1,241	98.68 986,816.13	14,003.63 972,812.50	1.10	Aa1 AAA

MEEDER PUBLIC FUNDS

Position Statement

CUSIP	DESCRIPTION	TRADE DATE SETTLE DATE	PAR VALUE	PRINCIPAL COST PURCHASED INTEREST	TOTAL COST	YIELD TO MATURITY	MATURITY DATE	DAYS TO MATURITY	MARKET PRICE MARKET VALUE	UNREALIZED GAIN/LOSS BOOK VALUE	% OF MV	MOODY'S S&P RATING
3137HCKV3	FHMS K-520 A2 5.18 03/25/2029	04/23/2024 04/30/2024	1,000,000.00	1,004,059.00 0.00	1,004,059.00	5.01	03/25/2029	1,241	103.47 1,034,718.08	30,659.08 1,004,059.00	1.15	Aa1 AA+
3137HFF59	FHMS K-527 A2 4.618 07/25/2029	08/13/2024 08/22/2024	1,500,000.00	1,526,211.00 0.00	1,526,211.00	4.16	07/25/2029	1,363	102.01 1,530,075.18	3,864.18 1,526,211.00	1.71	Aa1 AA+
3137HJ5Y9	FHMS K-534 A2 4.7 11/25/2029	01/23/2025 01/30/2025	1,000,000.00	996,755.00 0.00	996,755.00	4.70	11/25/2029	1,486	102.42 1,024,194.92	27,439.92 996,755.00	1.14	Aa1 AA+
3132XKZU4	FH WN5254	09/30/2025 10/03/2025	1,489,000.00	1,497,375.63 359.84	1,497,735.47	4.15	05/01/2030	1,643	100.99 1,503,681.99	6,306.36 1,497,375.63	1.68	Aa1 AA+
3137HN6B9	FHMS K-547 A2 4.421 05/25/2030	09/23/2025 09/29/2025	1,250,000.00	1,268,711.25 0.00	1,268,711.25	4.00	05/25/2030	1,667	101.52 1,268,966.70	255.45 1,268,711.25	1.42	Aa1 AA+
MBS TOTAL			**8,239,000.00**	**8,234,041.38 359.84**	**8,234,401.22**	**4.47**		**1,408**	**101.63 8,372,029.17**	**137,987.79 8,234,041.38**	**9.34**	**AA+**
COMMERCIAL MBS												
3137BVZ82	FHMS K-063 A2 3.43 01/25/2027	05/18/2023 05/23/2023	1,000,000.00	972,187.50 0.00	972,187.50	4.18	01/25/2027	451	99.31 993,146.50	20,959.00 972,187.50	1.11	Aa1 AA+
COMMERCIAL MBS TOTAL			**1,000,000.00**	**972,187.50 0.00**	**972,187.50**	**4.18**		**451**	**99.31 993,146.50**	**20,959.00 972,187.50**	**1.11**	**AA+**
NEGOTIABLE CD'S												
798186P22	SAN JOSE CALIF UNI SCH DIST 1.014 08/01/27	08/18/2022 08/22/2022	750,000.00	668,362.50 0.00	668,362.50	3.43	08/01/2027	639	95.42 715,632.00	47,269.50 668,362.50	0.80	NA NA
14042RVN8	CAPITL ONE NA 5.000 11/16/27	11/15/2022 11/17/2022	243,000.00	243,000.00 0.00	243,000.00	5.00	11/16/2027	746	102.55 249,191.64	6,191.64 243,000.00	0.28	NA NA
90355GDT0	UBS USA 4.450 06/01/28	05/24/2023 06/01/2023	249,000.00	248,066.25 0.00	248,066.25	4.53	06/01/2028	944	99.48 247,696.68	(369.57) 248,066.25	0.28	NA NA
949764HE7	WELLS FARGO BANK 5.050 10/31/28	10/23/2023 10/31/2023	248,000.00	246,884.00 0.00	246,884.00	5.15	10/31/2028	1,096	99.73 247,331.13	447.13 246,884.00	0.28	NA NA
91139LAS5	URSB 4.600 06/13/29	06/04/2024 06/17/2024	249,000.00	247,879.50 0.00	247,879.50	4.70	06/13/2029	1,321	99.67 248,188.22	308.72 247,879.50	0.28	NA NA
89235MPT2	TOYOTA FINL SVGS 4.450 07/18/29	07/15/2024 07/18/2024	244,000.00	243,878.00 0.00	243,878.00	4.46	07/18/2029	1,356	99.96 243,909.47	31.47 243,878.00	0.27	NA NA
NEGOTIABLE CD'S TOTAL			**1,983,000.00**	**1,898,070.25 0.00**	**1,898,070.25**	**4.28**		**926**	**98.50 1,951,949.14**	**53,878.89 1,898,070.25**	**2.18**	**NA**
MUNICIPAL BONDS												
576004HA6	MASSACHUSETTS (COMMONWEALTH 3.670 01/15/26	08/26/2022 08/30/2022	1,000,000.00	999,840.00 0.00	999,840.00	3.68	01/15/2026	76	99.94 999,397.00	(443.00) 999,840.00	1.11	Aa1 NA
419792YR1	HAWAII ST 0.893 08/01/26	08/23/2022 08/25/2022	1,000,000.00	909,040.00 0.00	909,040.00	3.38	08/01/2026	274	97.83 978,252.00	69,212.00 909,040.00	1.09	Aa2 AA+
13063DRD2	CALIFORNIA STATE 2.375 10/01/26	09/06/2022 09/08/2022	500,000.00	472,580.00 0.00	472,580.00	3.85	10/01/2026	335	98.66 493,323.50	20,743.50 472,580.00	0.55	Aa2 AA-
419792A97	HAWAII ST 1.283 10/01/26	08/31/2022 09/02/2022	1,000,000.00	915,110.00 0.00	915,110.00	3.54	10/01/2026	335	97.70 977,039.00	61,929.00 915,110.00	1.09	Aa2 AA+

MEEDER PUBLIC FUNDS

Position Statement

CUSIP	DESCRIPTION	TRADE DATE SETTLE DATE	PAR VALUE	PRINCIPAL COST PURCHASED INTEREST	TOTAL COST	YIELD TO MATURITY	MATURITY DATE	DAYS TO MATURITY	MARKET PRICE MARKET VALUE	UNREALIZED GAIN/LOSS BOOK VALUE	% OF MV	MOODY'S S&P RATING
764464AE3	RICHMOND CALIF PENSION FDG 4.334 01/15/27	08/26/2022 09/08/2022	700,000.00	700,000.00 0.00	700,000.00	4.33	01/15/2027	441	99.54 696,754.10	(3,245.90) 700,000.00	0.78	NA AA-
3733844X1	GEORGIA ST 2.380 02/01/27 '26	09/09/2022 09/13/2022	1,000,000.00	949,190.00 0.00	949,190.00	3.64	02/01/2027	458	98.32 983,183.00	33,993.00 949,190.00	1.10	Aaa AAA
76913CBB4	RIVERSIDE CNTY CALIF PENSIO 2.963 02/15/27	11/17/2022 11/21/2022	1,000,000.00	916,130.00 0.00	916,130.00	5.19	02/15/2027	472	98.70 987,039.00	70,909.00 916,130.00	1.10	Aa2 AA
576004HD0	MASSACHUSETTS (COMMONWEALTH 3.680 07/15/27	08/17/2022 08/30/2022	1,000,000.00	1,000,000.00 0.00	1,000,000.00	3.68	07/15/2027	622	99.71 997,063.00	(2,937.00) 1,000,000.00	1.11	Aa1 NA
13063DC48	CALIFORNIA STATE 1.700 02/01/28	10/10/2023 10/12/2023	1,000,000.00	874,540.00 0.00	874,540.00	4.97	02/01/2028	823	95.52 955,169.00	80,629.00 874,540.00	1.07	Aa2 AA-
13063EGT7	CALIFORNIA STATE 4.500 08/01/29	11/05/2024 11/06/2024	1,360,000.00	1,365,902.40 0.00	1,365,902.40	4.40	08/01/2029	1,370	102.35 1,392,017.12	26,114.72 1,365,902.40	1.55	Aa2 AA-
MUNICIPAL BONDS TOTAL			**9,560,000.00**	**9,102,332.40 0.00**	**9,102,332.40**	**4.08**		**568**	**98.98 9,459,236.72**	**356,904.32 9,102,332.40**	**10.55**	**AA**
ASSET-BACKED SECURITIES												
254683CY9	DCENT-231-A	12/03/2024 12/04/2024	670,000.00	668,691.41 0.00	668,691.41	4.37	03/15/2028	866	100.08 670,563.81	1,872.40 668,691.41	0.75	Aaa NA
161571HV9	CHAIT-241-A	01/13/2025 01/14/2025	1,000,000.00	999,257.81 0.00	999,257.81	4.62	01/16/2029	1,173	100.78 1,007,834.12	8,576.31 999,257.81	1.12	NR AAA
14041NGE5	COMET-241-A	11/12/2024 11/13/2024	750,000.00	736,757.81 0.00	736,757.81	4.32	09/17/2029	1,417	100.08 750,591.20	13,833.39 736,757.81	0.84	NA AAA
43814VAC1	HONDO-251-A3	02/04/2025 02/11/2025	1,000,000.00	999,969.20 0.00	999,969.20	4.57	09/21/2029	1,421	101.04 1,010,358.96	10,389.76 999,969.20	1.13	NA AAA
ASSET-BACKED SECURITIES TOTAL			**3,420,000.00**	**3,404,676.23 0.00**	**3,404,676.23**	**4.49**		**1,239**	**100.57 3,439,348.08**	**34,671.85 3,404,676.23**	**3.84**	**AAA**
CORPORATE BONDS												
037833EB2	APPLE 0.700 02/08/26 '26	08/31/2022 09/02/2022	1,000,000.00	905,450.00 0.00	905,450.00	3.66	02/08/2026	100	99.16 991,610.00	86,160.00 905,450.00	1.11	Aaa AA+
084670BS6	BERKSHIRE 3.125 03/15/26 '25	08/31/2022 09/02/2022	1,000,000.00	982,290.00 0.00	982,290.00	3.66	03/15/2026	135	99.67 996,690.00	14,400.00 982,290.00	1.11	Aa2 AA
17325FBF4	CITIBANK NA US 5.438 04/30/26 '26	09/11/2024 09/12/2024	750,000.00	764,580.00 0.00	764,580.00	4.13	04/30/2026	181	100.55 754,110.00	(10,470.00) 764,580.00	0.84	Aa3 A+
023135BX3	AMAZON.COM 1.000 05/12/26 '26	09/06/2022 09/08/2022	800,000.00	722,760.00 0.00	722,760.00	3.84	05/12/2026	193	98.46 787,712.00	64,952.00 722,760.00	0.88	A1 AA
94988J6D4	WELLS FARGO BANK 5.450 08/07/26 '26 MTN	10/08/2024 10/09/2024	725,000.00	738,796.75 0.00	738,796.75	4.30	08/07/2026	280	100.95 731,916.50	(6,880.25) 738,796.75	0.82	Aa2 A+
24422EWK1	JOHN DEERE CAP 4.150 09/15/27 MTN	09/06/2022 09/15/2022	750,000.00	749,625.00 0.00	749,625.00	4.16	09/15/2027	684	100.55 754,102.50	4,477.50 749,625.00	0.84	A1 A
742718FZ7	PROCTER GAMBLE 3.950 01/26/28	08/29/2024 08/30/2024	995,000.00	994,602.00 0.00	994,602.00	3.96	01/26/2028	817	100.50 999,984.95	5,382.95 994,602.00	1.12	Aa3 AA-
166756BB1	CHEVRON USA 4.475 02/26/28 '28	03/06/2025 03/07/2025	1,100,000.00	1,104,631.00 0.00	1,104,631.00	4.32	02/26/2028	848	101.33 1,114,652.00	10,021.00 1,104,631.00	1.24	Aa2 AA-

MEEDER
PUBLIC FUNDS

Position Statement

CUSIP	DESCRIPTION	TRADE DATE SETTLE DATE	PAR VALUE	PRINCIPAL COST PURCHASED INTEREST	TOTAL COST	YIELD TO MATURITY	MATURITY DATE	DAYS TO MATURITY	MARKET PRICE MARKET VALUE	UNREALIZED GAIN/LOSS BOOK VALUE	% OF MV	MOODY'S S&P RATING
478160DH4	JOHNSON&JOHNSON 4.550 03/01/28 '28	02/19/2025 02/20/2025	1,300,000.00	1,301,586.00 0.00	1,301,586.00	4.51	03/01/2028	852	101.83 1,323,842.00	22,256.00 1,301,586.00	1.48	Aaa AAA
713448FX1	PEPSICO 4.500 07/17/29 '29	07/15/2024 07/17/2024	955,000.00	954,579.80 0.00	954,579.80	4.51	07/17/2029	1,355	101.95 973,651.15	19,071.35 954,579.80	1.09	A1 A+
30303M8S4	META PLATFORMS 4.300 08/15/29 '29	10/02/2024 10/03/2024	1,375,000.00	1,396,958.75 0.00	1,396,958.75	3.93	08/15/2029	1,384	100.94 1,387,870.00	(9,088.75) 1,396,958.75	1.55	Aa3 AA-
30231GBE1	EXXON MOBIL 2.440 08/16/29 '29	08/30/2024 09/03/2024	825,000.00	765,954.75 0.00	765,954.75	4.05	08/16/2029	1,385	95.22 785,523.75	19,569.00 765,954.75	0.88	Aa2 AA-
58933YBQ7	MERCK & CO 4.150 09/15/30 '30	09/25/2025 09/26/2025	1,500,000.00	1,499,355.00 2,939.58	1,502,294.58	4.16	09/15/2030	1,780	100.20 1,502,955.00	3,600.00 1,499,355.00	1.68	Aa3 A+
166756BJ4	CHEVRON USA 4.300 10/15/30 '30	10/10/2025 10/15/2025	1,000,000.00	1,009,300.00 7,405.56	1,016,705.56	4.09	10/15/2030	1,810	100.85 1,008,530.00	(770.00) 1,009,300.00	1.12	Aa2 AA-
CORPORATE BONDS TOTAL			**14,075,000.00**	**13,890,469.05 10,345.14**	**13,900,814.19**	**4.10**		**918**	**100.30 14,113,149.85**	**222,680.80 13,890,469.05**	**15.74**	**AA-**
SUPRANATIONAL												
459058JS3	IBRD 0.650 02/10/26 '25	09/09/2022 09/13/2022	1,000,000.00	899,260.00 0.00	899,260.00	3.83	02/10/2026	102	98.87 988,700.00	89,440.00 899,260.00	1.10	Aaa AAA
4581X0EN4	IDB 4.125 02/15/29 MTN	02/16/2024 02/21/2024	625,000.00	618,081.25 0.00	618,081.25	4.37	02/15/2029	1,203	101.41 633,781.25	15,700.00 618,081.25	0.71	Aaa AAA
4581X0DG0	IDB 2.250 06/18/29 MTN	06/28/2024 07/01/2024	1,500,000.00	1,361,524.50 0.00	1,361,524.50	4.34	06/18/2029	1,326	95.17 1,427,475.00	65,950.50 1,361,524.50	1.59	Aaa AAA
SUPRANATIONAL TOTAL			**3,125,000.00**	**2,878,865.75 0.00**	**2,878,865.75**	**4.18**		**904**	**97.66 3,049,956.25**	**171,090.50 2,878,865.75**	**3.40**	**AAA**
SAMPLE CLIENT TOTAL			**89,741,618.11**	**87,499,668.33 15,000.91**	**87,514,669.24**	**4.08**		**823**	**89,665,735.50**	**2,166,067.61 87,499,667.89**	**100.00**	**AA**
GRAND TOTAL			**89,741,618.11**	**87,499,668.33 15,000.91**	**87,514,669.24**	**4.08**		**823**	**89,665,735.50**	**2,166,067.61 87,499,667.89**	**100.00**	**AA**

MEEDER PUBLIC FUNDS

Transaction Statement

SAMPLE CLIENT

	TRADE DATE	SETTLE DATE	CUSIP	DESCRIPTION	PAR VALUE	PRINCIPAL COST	PURCHASED INTEREST	TOTAL	PURCHASE YIELD
BUY									
	09/30/2025	10/03/2025	3132XKZU4	FH WN5254	1,489,000.00	1,497,375.63	359.84	(1,497,735.47)	4.15
	10/10/2025	10/14/2025	91282CNX5	US TREASURY 3.625 08/31/30	975,000.00	974,047.85	4,295.93	(978,343.78)	3.65
	10/10/2025	10/15/2025	166756BJ4	CHEVRON USA 4.300 10/15/30 '30	1,000,000.00	1,009,300.00	7,405.56	(1,016,705.56)	4.09
BUY TOTAL					**3,464,000.00**	**3,480,723.48**	**12,061.33**	**(3,492,784.81)**	**3.99**

	TRADE DATE	SETTLE DATE	CUSIP	DESCRIPTION	PAR VALUE	BOOK VALUE	TOTAL	NET REALIZED GAIN/LOSS
MATURITY								
	10/22/2025	10/22/2025	3134GWZV1	FEDERAL HOME LOAN MORTGAGE CORP 0.65 10/22/2025	(680,000.00)	623,267.60	680,000.00	56,732.40
MATURITY TOTAL					**(680,000.00)**	**623,267.60**	**680,000.00**	**56,732.40**

	TRADE DATE	SETTLE DATE	CUSIP	DESCRIPTION	PAR VALUE	BOOK VALUE	TOTAL	NET REALIZED GAIN/LOSS
SELL								
	10/01/2025	10/02/2025	3133ENFN5	FED FARM CR BNKS 1.540 11/30/26 '25	(750,000.00)	692,212.50	731,827.50	39,615.00
	10/01/2025	10/02/2025	91282CFB2	US TREASURY 2.750 07/31/27	(750,000.00)	740,625.00	739,013.67	(1,611.33)
	10/10/2025	10/14/2025	3133EPGW9	FED FARM CR BNKS 3.875 04/25/28	(1,100,000.00)	1,104,444.00	1,108,470.00	4,026.00
	10/10/2025	10/14/2025	3133EPLD5	FED FARM CR BNKS 3.875 05/30/28	(850,000.00)	847,654.00	856,757.50	9,103.50
SELL TOTAL					**(3,450,000.00)**	**3,384,935.50**	**3,436,068.67**	**51,133.17**

MEEDER PUBLIC FUNDS

Income/Dividend Received

IDENTIFIER	DESCRIPTION	PAYMENT DATE	POST DATE	INTEREST/DIVIDENDS RECEIVED
US BANK				
13063DRD2	CALIFORNIA STATE 2.375 10/01/26	10/01/2025	10/01/2025	5,937.50
31846V567	FIRST AMER:GVT OBLG:Z	09/30/2025	10/01/2025	9,401.56
419792A97	HAWAII ST 1.283 10/01/26	10/01/2025	10/01/2025	6,415.00
90355GDT0	UBS USA 4.450 06/01/28	10/01/2025	10/01/2025	910.73
3133ENFN5	FED FARM CR BNKS 1.540 11/30/26 '25	10/01/2025	10/02/2025	3,914.17
91282CFB2	US TREASURY 2.750 07/31/27	10/01/2025	10/02/2025	3,530.91
3133EPGW9	FED FARM CR BNKS 3.875 04/25/28	10/10/2025	10/14/2025	20,010.07
91139LAS5	URSB 4.600 06/13/29	10/13/2025	10/14/2025	941.42
3133EPLD5	FED FARM CR BNKS 3.875 05/30/28	10/10/2025	10/14/2025	12,260.07
14041NGE5	COMET-241-A	10/15/2025	10/15/2025	2,450.00
161571HV9	CHAIT-241-A	10/15/2025	10/15/2025	3,833.33
742651DZ2	PEFCO 3.900 10/15/27	10/15/2025	10/15/2025	10,725.00
254683CY9	DCENT-231-A	10/15/2025	10/15/2025	2,406.42
3136G4ZY2	FANNIE MAE 0.750 07/20/27 '25	10/20/2025	10/20/2025	625.00
43814VAC1	HONDO-251-A3	10/21/2025	10/21/2025	3,808.33
3134GWZV1	FEDERAL HOME LOAN MORTGAGE CORP 0.65 10/22/2025	10/22/2025	10/22/2025	2,210.00
3137HCKV3	FHMS K-520 A2 5.18 03/25/2029	10/01/2025	10/27/2025	4,316.67
3137HN6B9	FHMS K-547 A2 4.421 05/25/2030	10/01/2025	10/27/2025	4,605.21
3137HFF59	FHMS K-527 A2 4.618 07/25/2029	10/01/2025	10/27/2025	5,772.50
3137BVZ82	FHMS K-063 A2 3.43 01/25/2027	10/01/2025	10/27/2025	2,858.33
3137FLN91	FH-K091-A2	10/01/2025	10/27/2025	2,920.83
3134GW4C7	FREDDIE MAC 0.800 10/27/26 '25 MTN	10/27/2025	10/27/2025	3,000.00
3137HJ5Y9	FHMS K-534 A2 4.7 11/25/2029	10/01/2025	10/27/2025	3,916.67
3137HAST4	FHMS K-509 A2 4.85 09/25/2028	10/01/2025	10/27/2025	4,041.67
17325FBF4	CITIBANK NA US 5.438 04/30/26 '26	10/30/2025	10/30/2025	20,392.50
91282CFU0	US TREASURY 4.125 10/31/27	10/31/2025	10/31/2025	21,243.75
949764HE7	WELLS FARGO BANK 5.050 10/31/28	10/31/2025	10/31/2025	1,063.68
91282CLR0	US TREASURY 4.125 10/31/29	10/31/2025	10/31/2025	33,000.00

102

MEEDER
PUBLIC FUNDS

Income/Dividend Received

US BANK - TOTAL	196,511.32
TOTAL	196,511.32

103

MEEDER
PUBLIC FUNDS

Contribution/Withdrawals and Expenses

	POST DATE	PAR VALUE	TOTAL
SAMPLE CLIENT			
WITHDRAWAL			
	10/09/2025	(1,000,000.00)	(1,000,000.00)
WITHDRAWAL TOTAL		**(1,000,000.00)**	**(1,000,000.00)**
MANAGEMENT FEE			
	10/29/2025	(4,000.00)	(4,000.00)
MANAGEMENT FEE TOTAL		**(4,000.00)**	**(4,000.00)**

104

MEEDER
PUBLIC FUNDS

Projected Income

For the Period November 01, 2025 to October 31, 2026

CUSIP	DESCRIPTION	POST DATE	AMOUNT
90355GDT0	UBS USA 4.450 06/01/28	11/03/2025	941.08
3133EPA47	FED FARM CR BNKS 4.875 11/01/28	11/03/2025	23,156.25
023135BX3	AMAZON.COM 1.000 05/12/26 '26	11/12/2025	4,000.00
91139LAS5	URSB 4.600 06/13/29	11/13/2025	972.81
14041NGE5	COMET-241-A	11/17/2025	2,450.00
254683CY9	DCENT-231-A	11/17/2025	2,406.42
912828U24	US TREASURY 2.000 11/15/26	11/17/2025	11,000.00
161571HV9	CHAIT-241-A	11/17/2025	3,833.33
14042RVN8	CAPITL ONE NA 5.000 11/16/27	11/17/2025	6,124.93
3136G4ZY2	FANNIE MAE 0.750 07/20/27 '25	11/20/2025	625.00
43814VAC1	HONDO-251-A3	11/21/2025	3,808.33
3137HJ5Y9	FHMS K-534 A2 4.7 11/25/2029	11/25/2025	3,916.67
3137HAST4	FHMS K-509 A2 4.85 09/25/2028	11/25/2025	4,041.67
3137FLN91	FH-K091-A2	11/25/2025	2,920.83
3137HFF59	FHMS K-527 A2 4.618 07/25/2029	11/25/2025	5,772.50
3137HN6B9	FHMS K-547 A2 4.421 05/25/2030	11/25/2025	4,605.21
3132XKZU4	FH WN5254	11/25/2025	5,577.55
3137HCKV3	FHMS K-520 A2 5.18 03/25/2029	11/25/2025	4,316.67
3137BVZ82	FHMS K-063 A2 3.43 01/25/2027	11/25/2025	2,858.33
3137HJ5Y9	FHMS K-534 A2 4.7 11/25/2029	11/28/2025	4,177.78
NOV 2025 TOTAL			**97,505.35**
90355GDT0	UBS USA 4.450 06/01/28	12/01/2025	910.73
91282CKT7	US TREASURY 4.500 05/31/29	12/01/2025	16,897.50
91282CFZ9	US TREASURY 3.875 11/30/27	12/01/2025	21,312.50
949764HE7	WELLS FARGO BANK 5.050 10/31/28	12/01/2025	1,029.37
3130AXQK7	FHLBANKS 4.750 12/08/28	12/08/2025	21,018.75
3130ATUS4	FHLBANKS 4.250 12/10/27	12/10/2025	25,500.00
91139LAS5	URSB 4.600 06/13/29	12/15/2025	941.42

103

MEEDER PUBLIC FUNDS

Projected Income

For the Period November 01, 2025 to October 31, 2026

CUSIP	DESCRIPTION	POST DATE	AMOUNT
14041NGE5	COMET-241-A	12/15/2025	2,450.00
254683CY9	DCENT-231-A	12/15/2025	2,406.42
161571HV9	CHAIT-241-A	12/15/2025	3,833.33
4581X0DG0	IDB 2.250 06/18/29 MTN	12/18/2025	16,875.00
3133EPNH4	FED FARM CR BNKS 3.875 06/21/28	12/22/2025	13,562.50
43814VAC1	HONDO-251-A3	12/22/2025	3,808.33
3136G4ZY2	FANNIE MAE 0.750 07/20/27 '25	12/22/2025	625.00
31422BGV6	FARMER MAC 2.260 06/24/26 MTN	12/24/2025	7,288.50
3130AGMT9	FHLBANKS 2.450 06/24/26 '25	12/24/2025	3,613.75
3137BVZ82	FHMS K-063 A2 3.43 01/25/2027	12/25/2025	2,858.33
3137HAST4	FHMS K-509 A2 4.85 09/25/2028	12/25/2025	4,041.67
3137FLN91	FH-K091-A2	12/25/2025	2,920.83
3137HFF59	FHMS K-527 A2 4.618 07/25/2029	12/25/2025	5,772.50
3137HN6B9	FHMS K-547 A2 4.421 05/25/2030	12/25/2025	4,605.21
3132XKZU4	FH WN5254	12/25/2025	5,389.46
3137HCKV3	FHMS K-520 A2 5.18 03/25/2029	12/25/2025	4,316.67
3137HJ5Y9	FHMS K-534 A2 4.7 11/25/2029	12/25/2025	3,916.67
3130AMVU3	FHLBANKS 1.350 06/29/26	12/29/2025	6,750.00
949764HE7	WELLS FARGO BANK 5.050 10/31/28	12/31/2025	1,063.68
91282CGC9	US TREASURY 3.875 12/31/27	12/31/2025	22,281.25
91282CEW7	US TREASURY 3.250 06/30/27	12/31/2025	13,812.50
91282CHK0	US TREASURY 4.000 06/30/28	12/31/2025	27,000.00
DEC 2025 TOTAL			**246,801.87**
90355GDT0	UBS USA 4.450 06/01/28	01/02/2026	941.08
91139LAS5	URSB 4.600 06/13/29	01/13/2026	972.81
576004HA6	MASSACHUSETTS (COMMONWEALTH 3.670 01/15/26	01/15/2026	18,350.00
764464AE3	RICHMOND CALIF PENSION FDG 4.334 01/15/27	01/15/2026	15,169.00
576004HA6	MASSACHUSETTS (COMMONWEALTH 3.670 01/15/26	01/15/2026	160.00

106

MEEDER PUBLIC FUNDS

Projected Income

For the Period November 01, 2025 to October 31, 2026

CUSIP	DESCRIPTION	POST DATE	AMOUNT
161571HV9	CHAIT-241-A	01/15/2026	3,833.33
576004HD0	MASSACHUSETTS (COMMONWEALTH 3.680 07/15/27	01/15/2026	18,400.00
14041NGE5	COMET-241-A	01/15/2026	2,450.00
254683CY9	DCENT-231-A	01/15/2026	2,406.42
3136G4ZY2	FANNIE MAE 0.750 07/20/27 '25	01/20/2026	625.00
3133EPQD0	FED FARM CR BNKS 4.250 07/17/28	01/20/2026	21,250.00
713448FX1	PEPSICO 4.500 07/17/29 '29	01/20/2026	21,487.50
89235MPT2	TOYOTA FINL SVGS 4.450 07/18/29	01/20/2026	5,473.62
43814VAC1	HONDO-251-A3	01/21/2026	3,808.33
3137HJ5Y9	FHMS K-534 A2 4.7 11/25/2029	01/26/2026	3,916.67
3137HAST4	FHMS K-509 A2 4.85 09/25/2028	01/26/2026	4,041.67
3137BVZ82	FHMS K-063 A2 3.43 01/25/2027	01/26/2026	2,858.33
3137FLN91	FH-K091-A2	01/26/2026	2,920.83
3137HFF59	FHMS K-527 A2 4.618 07/25/2029	01/26/2026	5,772.50
3132XKZU4	FH WN5254	01/26/2026	5,385.61
3137HN6B9	FHMS K-547 A2 4.421 05/25/2030	01/26/2026	4,605.21
742718FZ7	PROCTER GAMBLE 3.950 01/26/28	01/26/2026	19,651.25
3137HCKV3	FHMS K-520 A2 5.18 03/25/2029	01/26/2026	4,316.67
3130ANED8	FHLBANKS 1.000 07/27/26 '25	01/27/2026	3,750.00
3130AQJX2	FHLBANKS 2.750 01/28/27 '25	01/28/2026	6,875.00
JAN 2026 TOTAL			**179,420.83**
91282CJW2	US TREASURY 4.000 01/31/29	02/02/2026	25,800.00
13063EGT7	CALIFORNIA ST 4.500 08/01/29	02/02/2026	30,600.00
91282CMG3	US TREASURY 4.250 01/31/30	02/02/2026	23,375.00
90355GDT0	UBS USA 4.450 06/01/28	02/02/2026	941.08
13063DC48	CALIFORNIA ST 1.700 02/01/28	02/02/2026	8,500.00
91282CHQ7	US TREASURY 4.125 07/31/28	02/02/2026	25,781.25
419792YR1	HAWAII ST 0.893 08/01/26	02/02/2026	4,465.00

107

MEEDER PUBLIC FUNDS

Projected Income

For the Period November 01, 2025 to October 31, 2026

CUSIP	DESCRIPTION	POST DATE	AMOUNT
949764HE7	WELLS FARGO BANK 5.050 10/31/28	02/02/2026	1,063.68
798186P22	SAN JOSE CALIF UNI SCH DIST 1.014 08/01/27	02/02/2026	3,802.50
91282CLC3	US TREASURY 4.000 07/31/29	02/02/2026	28,000.00
3733844X1	GEORGIA ST 2.380 02/01/27 '26	02/02/2026	11,900.00
037833EB2	APPLE 0.700 02/08/26 '26	02/08/2026	94,550.00
94988J6D4	WELLS FARGO BANK 5.450 08/07/26 '26 MTN	02/09/2026	19,756.25
037833EB2	APPLE 0.700 02/08/26 '26	02/09/2026	3,500.00
459058JS3	IBRD 0.650 02/10/26 '25	02/10/2026	3,250.00
459058JS3	IBRD 0.650 02/10/26 '25	02/10/2026	100,740.00
3130AKX92	FHLBANKS 0.750 02/12/27 '25	02/12/2026	1,500.00
91139LAS5	URSB 4.600 06/13/29	02/13/2026	972.81
161571HV9	CHAIT-241-A	02/16/2026	3,833.33
14041NGE5	COMET-241-A	02/17/2026	2,450.00
254683CY9	DCENT-231-A	02/17/2026	2,406.42
30303M8S4	META PLATFORMS 4.300 08/15/29 '29	02/17/2026	29,562.50
76913CBB4	RIVERSIDE CNTY CALIF PENSIO 2.963 02/15/27	02/17/2026	14,815.00
4581X0EN4	IDB 4.125 02/15/29 MTN	02/17/2026	12,890.63
30231GBE1	EXXON MOBIL 2.440 08/16/29 '29	02/17/2026	10,065.00
3133ENG87	FED FARM CR BNKS 2.920 08/17/27	02/17/2026	9,621.40
3133EL4D3	FED FARM CR BNKS 0.900 08/19/27 '25	02/19/2026	3,375.00
3130ANMH0	FHLBANKS 1.100 08/20/26 '25	02/20/2026	4,125.00
3136G4ZY2	FANNIE MAE 0.750 07/20/27 '25	02/20/2026	625.00
43814VAC1	HONDO-251-A3	02/23/2026	3,808.33
3130ANRG7	FHLBANKS 1.250 08/24/28 '25	02/24/2026	7,000.00
3137HJ5Y9	FHMS K-534 A2 4.7 11/25/2029	02/25/2026	3,916.67
3137BVZ82	FHMS K-063 A2 3.43 01/25/2027	02/25/2026	2,858.33
3132XKZU4	FH WN5254	02/25/2026	5,382.69
3137HAST4	FHMS K-509 A2 4.85 09/25/2028	02/25/2026	4,041.67

108

MEEDER PUBLIC FUNDS

Projected Income

For the Period November 01, 2025 to October 31, 2026

CUSIP	DESCRIPTION	POST DATE	AMOUNT
3137FLN91	FH-K091-A2	02/25/2026	2,920.83
3137HFF59	FHMS K-527 A2 4.618 07/25/2029	02/25/2026	5,772.50
3137HN6B9	FHMS K-547 A2 4.421 05/25/2030	02/25/2026	4,605.21
3133ENJ35	FED FARM CR BNKS 3.320 02/25/26	02/25/2026	127.50
3137HCKV3	FHMS K-520 A2 5.18 03/25/2029	02/25/2026	4,316.67
3133ENJ35	FED FARM CR BNKS 3.320 02/25/26	02/25/2026	12,450.00
3130AQRH8	FHLBANKS 2.000 02/25/27 '25	02/25/2026	5,250.00
166756BB1	CHEVRON USA 4.475 02/26/28 '28	02/26/2026	24,612.50
FEB 2026 TOTAL			**569,329.75**
949764HE7	WELLS FARGO BANK 5.050 10/31/28	03/02/2026	960.75
90355GDT0	UBS USA 4.450 06/01/28	03/02/2026	850.01
478160DH4	JOHNSON&JOHNSON 4.550 03/01/28 '28	03/02/2026	29,575.00
3133EPUN3	FED FARM CR BNKS 4.500 08/28/28	03/02/2026	18,000.00
91282CNX5	US TREASURY 3.625 08/31/30	03/02/2026	17,671.88
3130ALHH0	FHLBANKS 0.960 03/05/26 '25	03/05/2026	61,672.50
3130ALHH0	FHLBANKS 0.960 03/05/26 '25	03/05/2026	3,600.00
91139LAS5	URSB 4.600 06/13/29	03/13/2026	878.66
084670BS6	BERKSHIRE 3.125 03/15/26 '25	03/15/2026	17,710.00
254683CY9	DCENT-231-A	03/16/2026	2,486.63
24422EWK1	JOHN DEERE CAP 4.150 09/15/27 MTN	03/16/2026	15,562.50
880591EZ1	TVA 3.875 03/15/28	03/16/2026	33,906.25
161571HV9	CHAIT-241-A	03/16/2026	3,833.33
084670BS6	BERKSHIRE 3.125 03/15/26 '25	03/16/2026	15,625.00
14041NGE5	COMET-241-A	03/16/2026	2,450.00
58933YBQ7	MERCK & CO 4.150 09/15/30 '30	03/16/2026	32,162.50
3136G4ZY2	FANNIE MAE 0.750 07/20/27 '25	03/20/2026	625.00
3130ALGJ7	FHLBANKS 1.000 03/23/26 '25	03/23/2026	42,244.75
3130ALGJ7	FHLBANKS 1.000 03/23/26 '25	03/23/2026	3,564.84

MEEDER PUBLIC FUNDS

Projected Income

For the Period November 01, 2025 to October 31, 2026

CUSIP	DESCRIPTION	POST DATE	AMOUNT
43814VAC1	HONDO-251-A3	03/23/2026	3,808.33
3137HN6B9	FHMS K-547 A2 4.421 05/25/2030	03/25/2026	4,605.18
3137HCKV3	FHMS K-520 A2 5.18 03/25/2029	03/25/2026	4,316.67
3132XKZU4	FH WN5254	03/25/2026	5,380.06
3137HJ5Y9	FHMS K-534 A2 4.7 11/25/2029	03/25/2026	3,916.67
3137HAST4	FHMS K-509 A2 4.85 09/25/2028	03/25/2026	4,041.67
3137BVZ82	FHMS K-063 A2 3.43 01/25/2027	03/25/2026	2,858.33
3137FLN91	FH-K091-A2	03/25/2026	2,920.83
3137HFF59	FHMS K-527 A2 4.618 07/25/2029	03/25/2026	5,772.50
3130AR7E5	FHLBANKS 2.600 03/25/27 '25	03/25/2026	6,825.00
31422X7K2	FARMER MAC 4.700 09/27/28 MTN	03/27/2026	23,500.00
3136G43F8	FANNIE MAE 0.700 09/30/27 '25	03/30/2026	1,102.50
17325FBF4	CITIBANK NA US 5.438 04/30/26 '26	03/30/2026	16,993.75
31424WAF9	FARMER MAC 4.875 04/01/27 MTN	03/30/2026	30,468.75
91282CLN9	US TREASURY 3.500 09/30/29	03/31/2026	24,500.00
949764HE7	WELLS FARGO BANK 5.050 10/31/28	03/31/2026	1,063.68
91282CKG5	US TREASURY 4.125 03/31/29	03/31/2026	22,687.50
912828YG9	US TREASURY 1.625 09/30/26	03/31/2026	8,125.00
MAR 2026 TOTAL			**476,266.02**
419792A97	HAWAII ST 1.283 10/01/26	04/01/2026	6,415.00
90355GDT0	UBS USA 4.450 06/01/28	04/01/2026	941.08
13063DRD2	CALIFORNIA ST 2.375 10/01/26	04/01/2026	5,937.50
91139LAS5	URSB 4.600 06/13/29	04/13/2026	972.81
166756BJ4	CHEVRON USA 4.300 10/15/30 '30	04/15/2026	28,905.56
742651DZ2	PEFCO 3.900 10/15/27	04/15/2026	10,725.00
161571HV9	CHAIT-241-A	04/15/2026	3,833.33
14041NGE5	COMET-241-A	04/15/2026	2,450.00
3136G4ZY2	FANNIE MAE 0.750 07/20/27 '25	04/20/2026	625.00

110

MEEDER PUBLIC FUNDS

Projected Income

For the Period November 01, 2025 to October 31, 2026

CUSIP	DESCRIPTION	POST DATE	AMOUNT
43814VAC1	HONDO-251-A3	04/21/2026	3,808.33
3137HAST4	FHMS K-509 A2 4.85 09/25/2028	04/27/2026	4,041.67
3137BVZ82	FHMS K-063 A2 3.43 01/25/2027	04/27/2026	2,858.33
3137FLN91	FH-K091-A2	04/27/2026	2,920.83
3137HFF59	FHMS K-527 A2 4.618 07/25/2029	04/27/2026	5,772.50
3132XKZU4	FH WN5254	04/27/2026	5,376.92
3137HN6B9	FHMS K-547 A2 4.421 05/25/2030	04/27/2026	4,605.14
3137HCKV3	FHMS K-520 A2 5.18 03/25/2029	04/27/2026	4,316.67
3134GW4C7	FREDDIE MAC 0.800 10/27/26 '25 MTN	04/27/2026	3,000.00
3137HJ5Y9	FHMS K-534 A2 4.7 11/25/2029	04/27/2026	3,916.67
949764HE7	WELLS FARGO BANK 5.050 10/31/28	04/30/2026	1,029.37
91282CLR0	US TREASURY 4.125 10/31/29	04/30/2026	33,000.00
17325FBF4	CITIBANK NA US 5.438 04/30/26 '26	04/30/2026	(14,580.00)
91282CFU0	US TREASURY 4.125 10/31/27	04/30/2026	21,243.75
APR 2026 TOTAL			**142,115.46**
3133EPA47	FED FARM CR BNKS 4.875 11/01/28	05/01/2026	23,156.25
90355GDT0	UBS USA 4.450 06/01/28	05/01/2026	910.73
023135BX3	AMAZON.COM 1.000 05/12/26 '26	05/12/2026	77,240.00
023135BX3	AMAZON.COM 1.000 05/12/26 '26	05/12/2026	4,000.00
91139LAS5	URSB 4.600 06/13/29	05/13/2026	941.42
161571HV9	CHAIT-241-A	05/15/2026	3,833.33
14041NGE5	COMET-241-A	05/15/2026	2,450.00
912828U24	US TREASURY 2.000 11/15/26	05/15/2026	11,000.00
14042RVN8	CAPITL ONE NA 5.000 11/16/27	05/18/2026	6,025.07
3136G4ZY2	FANNIE MAE 0.750 07/20/27 '25	05/20/2026	625.00
43814VAC1	HONDO-251-A3	05/21/2026	3,808.33
3137HAST4	FHMS K-509 A2 4.85 09/25/2028	05/25/2026	4,041.67
3137BVZ82	FHMS K-063 A2 3.43 01/25/2027	05/25/2026	2,858.33

MEEDER PUBLIC FUNDS

Projected Income

For the Period November 01, 2025 to October 31, 2026

CUSIP	DESCRIPTION	POST DATE	AMOUNT
3137FLN91	FH-K091-A2	05/25/2026	2,920.83
3137HFF59	FHMS K-527 A2 4.618 07/25/2029	05/25/2026	5,772.50
3137HCKV3	FHMS K-520 A2 5.18 03/25/2029	05/25/2026	4,316.67
3137HN6B9	FHMS K-547 A2 4.421 05/25/2030	05/25/2026	4,605.10
3132XKZU4	FH WN5254	05/25/2026	5,373.71
3137HJ5Y9	FHMS K-534 A2 4.7 11/25/2029	05/25/2026	3,916.67
MAY 2026 TOTAL			**167,795.61**
91282CKT7	US TREASURY 4.500 05/31/29	06/01/2026	16,897.50
90355GDT0	UBS USA 4.450 06/01/28	06/01/2026	941.08
949764HE7	WELLS FARGO BANK 5.050 10/31/28	06/01/2026	1,063.68
91282CFZ9	US TREASURY 3.875 11/30/27	06/01/2026	21,312.50
3130AXQK7	FHLBANKS 4.750 12/08/28	06/08/2026	21,018.75
3130ATUS4	FHLBANKS 4.250 12/10/27	06/10/2026	25,500.00
14041NGE5	COMET-241-A	06/15/2026	2,450.00
161571HV9	CHAIT-241-A	06/15/2026	3,833.33
91139LAS5	URSB 4.600 06/13/29	06/15/2026	972.81
4581X0DG0	IDB 2.250 06/18/29 MTN	06/18/2026	16,875.00
3133EPNH4	FED FARM CR BNKS 3.875 06/21/28	06/22/2026	13,562.50
43814VAC1	HONDO-251-A3	06/22/2026	3,808.33
3136G4ZY2	FANNIE MAE 0.750 07/20/27 '25	06/22/2026	625.00
3130AGMT9	FHLBANKS 2.450 06/24/26 '25	06/24/2026	11,800.00
31422BGV6	FARMER MAC 2.260 06/24/26 MTN	06/24/2026	43,253.70
3130AGMT9	FHLBANKS 2.450 06/24/26 '25	06/24/2026	3,613.75
31422BGV6	FARMER MAC 2.260 06/24/26 MTN	06/24/2026	7,288.50
3137HCKV3	FHMS K-520 A2 5.18 03/25/2029	06/25/2026	4,316.67
3132XKZU4	FH WN5254	06/25/2026	5,370.90
3137HJ5Y9	FHMS K-534 A2 4.7 11/25/2029	06/25/2026	3,916.67
3137HN6B9	FHMS K-547 A2 4.421 05/25/2030	06/25/2026	4,605.05

MEEDER PUBLIC FUNDS

Projected Income

For the Period November 01, 2025 to October 31, 2026

CUSIP	DESCRIPTION	POST DATE	AMOUNT
3137HAST4	FHMS K-509 A2 4.85 09/25/2028	06/25/2026	4,041.67
3137BVZ82	FHMS K-063 A2 3.43 01/25/2027	06/25/2026	2,858.33
3137FLN91	FH-K091-A2	06/25/2026	2,920.83
3137HFF59	FHMS K-527 A2 4.618 07/25/2029	06/25/2026	5,772.50
3130AMVU3	FHLBANKS 1.350 06/29/26	06/29/2026	89,780.00
3130AMVU3	FHLBANKS 1.350 06/29/26	06/29/2026	6,750.00
91282CGC9	US TREASURY 3.875 12/31/27	06/30/2026	22,281.25
949764HE7	WELLS FARGO BANK 5.050 10/31/28	06/30/2026	1,029.37
91282CEW7	US TREASURY 3.250 06/30/27	06/30/2026	13,812.50
91282CHK0	US TREASURY 4.000 06/30/28	06/30/2026	27,000.00
JUN 2026 TOTAL			**389,272.18**
90355GDT0	UBS USA 4.450 06/01/28	07/01/2026	910.73
94988J6D4	WELLS FARGO BANK 5.450 08/07/26 '26 MTN	07/07/2026	16,463.54
91139LAS5	URSB 4.600 06/13/29	07/13/2026	941.42
764464AE3	RICHMOND CALIF PENSION FDG 4.334 01/15/27	07/15/2026	15,169.00
161571HV9	CHAIT-241-A	07/15/2026	3,833.33
576004HD0	MASSACHUSETTS (COMMONWEALTH 3.680 07/15/27	07/15/2026	18,400.00
14041NGE5	COMET-241-A	07/15/2026	2,450.00
713448FX1	PEPSICO 4.500 07/17/29 '29	07/17/2026	21,487.50
3133EPQD0	FED FARM CR BNKS 4.250 07/17/28	07/17/2026	21,250.00
89235MPT2	TOYOTA FINL SVGS 4.450 07/18/29	07/20/2026	5,384.38
3136G4ZY2	FANNIE MAE 0.750 07/20/27 '25	07/20/2026	625.00
43814VAC1	HONDO-251-A3	07/21/2026	3,808.33
742718FZ7	PROCTER GAMBLE 3.950 01/26/28	07/27/2026	19,651.25
3137HCKV3	FHMS K-520 A2 5.18 03/25/2029	07/27/2026	4,316.67
3137HJ5Y9	FHMS K-534 A2 4.7 11/25/2029	07/27/2026	3,916.67
3137HN6B9	FHMS K-547 A2 4.421 05/25/2030	07/27/2026	4,604.99
3130ANED8	FHLBANKS 1.000 07/27/26 '25	07/27/2026	66,705.00

113

MEEDER PUBLIC FUNDS

Projected Income

For the Period November 01, 2025 to October 31, 2026

CUSIP	DESCRIPTION	POST DATE	AMOUNT
3132XKZU4	FH WN5254	07/27/2026	5,367.24
3137BVZ82	FHMS K-063 A2 3.43 01/25/2027	07/27/2026	2,858.33
3137HAST4	FHMS K-509 A2 4.85 09/25/2028	07/27/2026	4,041.67
3137FLN91	FH-K091-A2	07/27/2026	2,920.83
3137HFF59	FHMS K-527 A2 4.618 07/25/2029	07/27/2026	5,772.50
3130ANED8	FHLBANKS 1.000 07/27/26 '25	07/27/2026	3,750.00
3130AQJX2	FHLBANKS 2.750 01/28/27 '25	07/28/2026	8,750.00
91282CJW2	US TREASURY 4.000 01/31/29	07/31/2026	25,800.00
91282CMG3	US TREASURY 4.250 01/31/30	07/31/2026	23,375.00
91282CHQ7	US TREASURY 4.125 07/31/28	07/31/2026	25,781.25
949764HE7	WELLS FARGO BANK 5.050 10/31/28	07/31/2026	1,063.68
91282CLC3	US TREASURY 4.000 07/31/29	07/31/2026	28,000.00
JUL 2026 TOTAL			**347,398.32**
419792YR1	HAWAII ST 0.893 08/01/26	08/01/2026	90,960.00
798186P22	SAN JOSE CALIF UNI SCH DIST 1.014 08/01/27	08/03/2026	3,802.50
3733844X1	GEORGIA ST 2.380 02/01/27 '26	08/03/2026	11,900.00
13063EGT7	CALIFORNIA ST 4.500 08/01/29	08/03/2026	30,600.00
90355GDT0	UBS USA 4.450 06/01/28	08/03/2026	941.08
13063DC48	CALIFORNIA ST 1.700 02/01/28	08/03/2026	8,500.00
419792YR1	HAWAII ST 0.893 08/01/26	08/03/2026	4,465.00
94988J6D4	WELLS FARGO BANK 5.450 08/07/26 '26 MTN	08/07/2026	(13,796.75)
3130AKX92	FHLBANKS 0.750 02/12/27 '25	08/12/2026	3,000.00
91139LAS5	URSB 4.600 06/13/29	08/13/2026	972.81
30303M8S4	META PLATFORMS 4.300 08/15/29 '29	08/17/2026	29,562.50
76913CBB4	RIVERSIDE CNTY CALIF PENSIO 2.963 02/15/27	08/17/2026	14,815.00
4581X0EN4	IDB 4.125 02/15/29 MTN	08/17/2026	12,890.63
161571HV9	CHAIT-241-A	08/17/2026	3,833.33
30231GBE1	EXXON MOBIL 2.440 08/16/29 '29	08/17/2026	10,065.00

114

MEEDER PUBLIC FUNDS

Projected Income

For the Period November 01, 2025 to October 31, 2026

CUSIP	DESCRIPTION	POST DATE	AMOUNT
3133ENG87	FED FARM CR BNKS 2.920 08/17/27	08/17/2026	9,621.40
14041NGE5	COMET-241-A	08/17/2026	2,450.00
3133EL4D3	FED FARM CR BNKS 0.900 08/19/27 '25	08/19/2026	3,375.00
3130ANMH0	FHLBANKS 1.100 08/20/26 '25	08/20/2026	4,125.00
3136G4ZY2	FANNIE MAE 0.750 07/20/27 '25	08/20/2026	625.00
3130ANMH0	FHLBANKS 1.100 08/20/26 '25	08/20/2026	64,680.00
43814VAC1	HONDO-251-A3	08/21/2026	3,808.33
3130ANRG7	FHLBANKS 1.250 08/24/28 '25	08/24/2026	7,000.00
3137BVZ82	FHMS K-063 A2 3.43 01/25/2027	08/25/2026	2,858.33
3137HAST4	FHMS K-509 A2 4.85 09/25/2028	08/25/2026	4,041.67
3137FLN91	FH-K091-A2	08/25/2026	2,920.83
3137HFF59	FHMS K-527 A2 4.618 07/25/2029	08/25/2026	5,772.50
3132XKZU4	FH WN5254	08/25/2026	5,357.87
3137HCKV3	FHMS K-520 A2 5.18 03/25/2029	08/25/2026	4,316.67
3130AQRH8	FHLBANKS 2.000 02/25/27 '25	08/25/2026	5,250.00
3137HJ5Y9	FHMS K-534 A2 4.7 11/25/2029	08/25/2026	3,916.67
3137HN6B9	FHMS K-547 A2 4.421 05/25/2030	08/25/2026	4,604.93
166756BB1	CHEVRON USA 4.475 02/26/28 '28	08/26/2026	24,612.50
3133EPUN3	FED FARM CR BNKS 4.500 08/28/28	08/28/2026	18,000.00
949764HE7	WELLS FARGO BANK 5.050 10/31/28	08/31/2026	1,063.68
91282CNX5	US TREASURY 3.625 08/31/30	08/31/2026	17,671.88
AUG 2026 TOTAL			**408,583.36**
90355GDT0	UBS USA 4.450 06/01/28	09/01/2026	941.08
478160DH4	JOHNSON&JOHNSON 4.550 03/01/28 '28	09/01/2026	29,575.00
91139LAS5	URSB 4.600 06/13/29	09/14/2026	972.81
58933YBQ7	MERCK & CO 4.150 09/15/30 '30	09/15/2026	31,125.00
24422EWK1	JOHN DEERE CAP 4.150 09/15/27 MTN	09/15/2026	15,562.50
880591EZ1	TVA 3.875 03/15/28	09/15/2026	33,906.25

MEEDER PUBLIC FUNDS

Projected Income

For the Period November 01, 2025 to October 31, 2026

CUSIP	DESCRIPTION	POST DATE	AMOUNT
161571HV9	CHAIT-241-A	09/15/2026	3,833.33
14041NGE5	COMET-241-A	09/15/2026	2,450.00
43814VAC1	HONDO-251-A3	09/21/2026	3,808.33
3136G4ZY2	FANNIE MAE 0.750 07/20/27 '25	09/21/2026	625.00
3137HN6B9	FHMS K-547 A2 4.421 05/25/2030	09/25/2026	4,604.86
3137HCKV3	FHMS K-520 A2 5.18 03/25/2029	09/25/2026	4,316.67
3132XKZU4	FH WN5254	09/25/2026	5,348.09
3137HJ5Y9	FHMS K-534 A2 4.7 11/25/2029	09/25/2026	3,916.67
3130AR7E5	FHLBANKS 2.600 03/25/27 '25	09/25/2026	6,825.00
3137HAST4	FHMS K-509 A2 4.85 09/25/2028	09/25/2026	4,041.67
3137FLN91	FH-K091-A2	09/25/2026	2,920.83
3137HFF59	FHMS K-527 A2 4.618 07/25/2029	09/25/2026	5,772.50
3137BVZ82	FHMS K-063 A2 3.43 01/25/2027	09/25/2026	2,509.26
31422X7K2	FARMER MAC 4.700 09/27/28 MTN	09/28/2026	23,500.00
31424WAF9	FARMER MAC 4.875 04/01/27 MTN	09/29/2026	30,468.75
91282CLN9	US TREASURY 3.500 09/30/29	09/30/2026	24,500.00
91282CKG5	US TREASURY 4.125 03/31/29	09/30/2026	22,687.50
912828YG9	US TREASURY 1.625 09/30/26	09/30/2026	8,125.00
3136G43F8	FANNIE MAE 0.700 09/30/27 '25	09/30/2026	1,102.50
949764HE7	WELLS FARGO BANK 5.050 10/31/28	09/30/2026	1,029.37
912828YG9	US TREASURY 1.625 09/30/26	09/30/2026	73,710.94
SEP 2026 TOTAL			**348,178.91**
419792A97	HAWAII ST 1.283 10/01/26	10/01/2026	84,890.00
90355GDT0	UBS USA 4.450 06/01/28	10/01/2026	910.73
13063DRD2	CALIFORNIA STATE 2.375 10/01/26	10/01/2026	27,420.00
13063DRD2	CALIFORNIA ST 2.375 10/01/26	10/01/2026	5,937.50
419792A97	HAWAII ST 1.283 10/01/26	10/01/2026	6,415.00
91139LAS5	URSB 4.600 06/13/29	10/13/2026	941.42

116

MEEDER
PUBLIC FUNDS

Projected Income

For the Period November 01, 2025 to October 31, 2026

CUSIP	DESCRIPTION	POST DATE	AMOUNT
14041NGE5	COMET-241-A	10/15/2026	2,450.00
166756BJ4	CHEVRON USA 4.300 10/15/30 '30	10/15/2026	21,500.00
742651DZ2	PEFCO 3.900 10/15/27	10/15/2026	10,725.00
161571HV9	CHAIT-241-A	10/15/2026	3,833.33
3136G4ZY2	FANNIE MAE 0.750 07/20/27 '25	10/20/2026	625.00
43814VAC1	HONDO-251-A3	10/21/2026	3,733.14
3137HCKV3	FHMS K-520 A2 5.18 03/25/2029	10/26/2026	4,316.67
3137BVZ82	FHMS K-063 A2 3.43 01/25/2027	10/26/2026	2,503.35
3137HJ5Y9	FHMS K-534 A2 4.7 11/25/2029	10/26/2026	3,916.67
3137HN6B9	FHMS K-547 A2 4.421 05/25/2030	10/26/2026	4,604.79
3137HAST4	FHMS K-509 A2 4.85 09/25/2028	10/26/2026	4,041.67
3137FLN91	FH-K091-A2	10/26/2026	2,920.83
3137HFF59	FHMS K-527 A2 4.618 07/25/2029	10/26/2026	5,772.50
3132XKZU4	FH WN5254	10/26/2026	5,338.09
3134GW4C7	FREDDIE MAC 0.800 10/27/26 '25 MTN	10/27/2026	74,580.00
3134GW4C7	FREDDIE MAC 0.800 10/27/26 '25 MTN	10/27/2026	3,000.00
OCT 2026 TOTAL			**280,375.68**
GRAND TOTAL			**3,653,043.32**

Disclosure

Meeder provides monthly statements for its investment management clients to provide information about the investment portfolio. The information should not be used for audit or confirmation purposes. Please review your custodial statements and report any inaccuracies or discrepancies.

Certain information and data has been supplied by unaffiliated third parties. Although Meeder believes the information is reliable, it cannot warrant the accuracy of information offered by third parties. Market value may reflect prices received from pricing vendors when current market quotations are not available. Prices may not reflect firm bids or offers and may differ from the value at which the security can be sold.

Statements may include positions from unmanaged accounts provided for reporting purposes. Unmanaged accounts are managed directly by the client and are not included in the accounts managed by Meeder. This information is provided as a client convenience and Meeder assumes no responsibility for performance of these accounts or the accuracy of the data reported.

Investing involves risk. Past performance is no guarantee of future results. Debt and fixed income securities are subject to credit and interest rate risk. The investment return and principal value of an investment will fluctuate so that an investors shares, when redeemed, may be worth more or less than their original cost. Current performance may be lower or higher than the performance data quoted.

Investment advisory services provided by Meeder Public Funds, Inc. Please contact us if you would like to receive a copy of our current ADV disclosure brochure or privacy policy.

© 2024 Meeder Investment Management

meederpublicfunds.com | 866.633.3371

MEEDER
PUBLIC FUNDS

Form ADV Part 2A

MEEDER
PUBLIC FUNDS

119

MEEDER

Meeder Public Funds, Inc.

ADVISORY SERVICES BROCHURE
FORM ADV PART 2A

6125 Memorial Drive
Dublin, Ohio 43017
(800) 325-3539
www.meederinvestment.com

March 28, 2025

This brochure provides information about the qualifications and business practices of Meeder Public Funds, Inc. If you have any questions about the contents of this brochure, please contact us at the telephone number listed above. The information in this brochure has not been approved or verified by the United States Securities and Exchange Commission ("SEC") or by any state securities authority. Meeder Public Funds, Inc. is registered with the SEC as an investment adviser; however, registration does not imply any level of skill or training.

Additional information about Meeder Advisory Services, Inc. is also available on the SEC's website at **www.adviserinfo.sec.gov.**

ITEM 2 – MATERIAL CHANGES

This brochure is updated annually and whenever any information in the brochure becomes materially inaccurate. Annually the adviser provides clients with a copy of the updated brochure or a summary of material changes made since the last annual update. This section describes material updates and changes made to this ADV disclosure brochure since the last annual amendment dated March 28, 2024.

- **Item 5 – Fees and Compensation.** This section was amended to update the standard fee schedule and add fees related to LGIP services. This section was also expanded to add compensation and conflict details for investment adviser representatives which may also be registered at an affiliated brokerage firm.
- **Item 11 – Code of Ethics, Participant or Interest in Client Transactions and Personal Trading.** This section was expanded to include conflict language related to the recommendation of an affiliated mutual fund for cash management purposes.

MEEDER

ITEM 3 – TABLE OF CONTENTS

ITEM 2 – MATERIAL CHANGES 2

ITEM 3 – TABLE OF CONTENTS 3

ITEM 4 – ADVISORY BUSINESS 4

ITEM 5 – FEES AND COMPENSATION 5

ITEM 6 – PERFORMANCE-BASED FEES AND SIDE-BY-SIDE MANAGEMENT 6

ITEM 7 – TYPES OF CLIENTS 6

ITEM 8 – METHODS OF ANALYSIS, INVESTMENT STRATEGIES AND RISK OF LOSS 6

ITEM 9 – DISCIPLINARY INFORMATION 7

ITEM 10 – OTHER FINANCIAL INDUSTRY ACTIVITIES AND AFFILIATIONS 7

ITEM 11 – CODE OF ETHICS, PARTICIPATION OR INTEREST IN CLIENT TRANSACTIONS AND PERSONAL TRADING 8

ITEM 12 – BROKERAGE PRACTICES 9

ITEM 13 – REVIEW OF ACCOUNTS 10

ITEM 14 – CLIENT REFERRALS AND OTHER COMPENSATION 10

ITEM 15 – CUSTODY 10

ITEM 16 – INVESTMENT DISCRETION 11

ITEM 17 – VOTING CLIENT SECURITIES 11

ITEM 18 – FINANCIAL INFORMATION 11

ITEM 4 – ADVISORY BUSINESS

Meeder Investment Management, Inc. ("MIM") offers a complete range of equity, fixed income and cash management investment solutions through its wholly owned SEC registered investment advisers: Meeder Public Funds, Inc. ("MPF"), Meeder Asset Management, Inc. ("MAM"), and Meeder Advisory Services, Inc. ("MAS"). MIM's principal owners are Robert Meeder, Jr. and Robert Meeder, Sr. All affiliates of MIM are located at 6125 Memorial Drive, Dublin, Ohio 43017 and share employees.

Meeder Public Funds, Inc. provides professional investment advisory and administrative services to state and local public funds managers utilizing a variety of fixed income portfolio solutions. MPF was established in 1990 and changed its name to Meeder Public Funds, Inc. in 2015.

As of December 31, 2024, MPF's regulatory assets under management were $59,252,706,118, of which $46,615,901,608 was managed on a discretionary basis and $12,636,804,510 was managed on a non-discretionary basis.

Investment Advisory Services

MPF provides a variety of investment advisory services to state and local governments, including counties, cities, school districts, villages, townships, universities, special districts, libraries, state agencies and local government investment pools ("Public Clients"). Investment advisory services not only include management of assets on a discretionary or non-discretionary basis but may also include assets as to which MPF provides advice or consultation but does not have the authority to make decisions and execute trades.

SEPARATELY MANAGED ACCOUNTS

MPF provides separately managed account services to Public Clients on a discretionary or non-discretionary basis. MPF provides Public Clients with investment advice limited to the purchase or sale of fixed income securities, including U.S. Government securities, agencies, commercial paper, banker's acceptances, corporate bonds, municipal debt, bank deposits, and money market funds. MPF may also recommend a local government investment pool or other bank deposit programs or products for a Public Client's cash management needs.

MPF tailors its services to its Public Clients, utilizing investments permissible under the applicable state investment code and the Public Client's investment policy. At the outset of each relationship, MPF will evaluate the Public Client's needs, objectives and the terms of any existing investment policy statement. MPF will develop a portfolio around the Public Client's objectives, investment policy, and the terms of the applicable state investment code. Subject to MPF approval, Public Clients may impose reasonable restrictions on the types or quantities of securities held in a client's account.

CONSULTING SERVICES

MPF offers non-discretionary consulting services to Public Clients, including provision of general portfolio management assistance; investment research and credit analysis; evaluation of existing investment portfolios and performance; review of cash management procedures; cash flow analysis and allocation advice; development of internal controls and procedures; review and revision of investment policy statements; assessment of existing banking, brokerage or custodial relationships; development of requests for proposals for new banking, brokerage or custodial relationships; and educational programs designed to meet instructional requirements under state law. Consulting services are sometimes offered along with separately managed account services but may be offered separately. Each Consulting Relationship is designed around the needs of the consulting client. MPF may not receive compensation for advice provided in connection with consulting services or may receive compensation in connection with other assets managed by MPF.

LOCAL GOVERNMENT INVESTMENT POOLS

MPF provides discretionary investment advisory services to Local Government Investment Pools ("LGIP") available to counties, cities, school districts and other government entities. These investment vehicles combine funds contributed by participating entities and invest in securities permitted under the applicable state investment code and the written guidelines for each LGIP.

Each LGIP is overseen by an authorized governing board or state treasurer. MPF or its affiliates may also provide other services to LGIP clients, including administrative, marketing, transfer agency and fund accounting services. MPF currently provides services to the following LGIPs: State Treasury Asset Reserve of Ohio (STAR Ohio); Illinois Metropolitan Investment Fund (IMET); Texas Connect; Nevada Local Government Pooled Investment Fund; and Idaho Local Government Investment Pool.

ITEM 5 – FEES AND COMPENSATION

The fees charged by MPF for its advisory services are typically based on a percentage of eligible assets under management. Fees are negotiable and may vary depending on a variety of factors, including the types of investments permitted, the size of the portfolio, the relationship with the client, and specific service requirements for a given account.

Standard Fee Schedule

Separately managed accounts may be charged an annual asset-based fee of up to 20 basis points (0.20%). The fee rate may be substantially lower and is negotiable depending on various factors, including the type and size of the account, services offered, and relationship to other accounts. For some clients, MPF also offers advisory services on a flat fee arrangement. Asset based advisory fees may be subject to an annual minimum fee prorated based on billing cycle and payable for each billing period in which assets do not meet the stated minimum, inclusive of any fee discounts and credits. Consulting and educational services may be provided under asset based, hourly or flat fee arrangements that vary depending upon the scope of the engagement.

Typically, advisory fees are calculated and billed monthly in arrears based on the value of the eligible assets at the end of the billing period, including cash held for investment and accrued interest, but the method of payment is subject to negotiation and quarterly billing arrangements are available. Eligible account assets are priced by MPF at fair market value using its customary methods, which include reliance on prices provided by third parties. MPF does not require its clients to pay fees in advance and accounts initiated or terminated during a billing period will be charged a prorated fee. Public Clients may authorize their custodian to directly debit the fee from assets held in the custodial account or elect to be billed by invoice.

The fees charged by MPF for investment advisory services to LGIPs are typically based on a percentage of assets under management. Fees are negotiable and vary depending on a variety of factors, including the type of LGIP and the nature of the services being offered.

Other Fees and Expenses

Public Clients may pay other expenses in addition to the fees paid to MPF, including brokerage commissions, transaction fees, custodial fees, transfer taxes, wire transfer fees, and other fees and taxes charged to brokerage accounts and securities transactions. Money market funds, bank deposit programs and local government investment pools also charge internal management fees which are disclosed in a fund's prospectus or publicly available documentation and financial reports. Item 12 of this brochure provides additional information about MPF's brokerage practices.

Additional Information and Fees and Compensation

REPRESENTATIVE COMPENSATION

MPF representatives typically earn a salary and may receive a year-end bonus dependent on a series of factors including firm profitability and each individual's achievement. Some MPF representatives also earn a portion of the advisory fee paid to MPF for the services offered in the account. Compensation varies depending on the program, the representative's overall revenue and any discounts offered. Our investment advisory representatives are paid on the same schedule regardless of the product offered and have no financial incentive to recommend one product over another.

OTHER COMPENSATION

Some investment adviser representatives of MPF are also registered representatives of an affiliated brokerage firm, Meeder Distribution Services, Inc. ("MDS"). MPF does not direct

brokerage order flow to MDS and its representatives do not generally receive commissions on the sale of securities purchased in advisory accounts. However, dually registered investment adviser representatives are eligible to receive compensation for the sale of securities, including commissions, distribution or service fees from the sale of securities, when acting in the capacity of registered representatives of MDS.

The practice of accepting commissions for the sale of securities presents a conflict of interest that may give MPF or its supervised persons an incentive to recommend investment products based on the compensation received. MPF does not generally offer products that pay commissions to its advisory customers. In the event commissions were paid in connection with an advisory account, MPF would address this conflict by explaining to clients that commissionable securities sales create an incentive to recommend products based on the compensation that MPF or its supervised persons may earn and offering alternative fee-based advisory programs that do not pay commission-based compensation on the sale of securities.

ITEM 6 – PERFORMANCE-BASED FEES AND SIDE-BY-SIDE MANAGEMENT

MPF does not charge performance-based fees.

ITEM 7 – TYPES OF CLIENTS

MPF offers discretionary and non-discretionary fixed income investment advisory services to Public Clients, including counties, cities, school districts, villages, townships, universities, special districts, libraries, state agencies and local government investment pools.

ITEM 8 – METHODS OF ANALYSIS, INVESTMENT STRATEGIES AND RISK OF LOSS

As an institutional fixed income manager, MPF's primary investment objectives are to provide safety of principal and liquidity appropriate to each Public Client's cash flow needs while maximizing yield. MPF tailors its advice to each Public Client, utilizing all investments permissible under the applicable state investment code and the Public Client's investment policy.

Methods of Analysis and Investment Strategies

MPF uses a combination of quantitative and qualitative methods of analysis to develop investment strategies for its Public Clients. Each recommended portfolio strategy includes duration and asset allocation targets for securities in the portfolio. Portfolios are constructed and positioned to enhance performance through duration management as deemed appropriate for the anticipated interest rate environment.

MPF utilizes proprietary models designed to evaluate the direction of intermediate-term interest rates and select an overall duration target for a Public Client's portfolio. Short-term interest rate models are also utilized to structure purchases within the portfolios, helping to identify opportunities within the marketplace to maximize interest income for our clients.

Within each available asset class, MPF relies on a disciplined qualitative approach to select fixed income securities for Public Client portfolios. Considering credit risk and other fundamental factors, MPF selects securities and issuers expected to optimize return potential within the applicable investment guidelines and restrictions.

MPF regularly reviews and analyzes portfolio allocation and securities selection for its clients in light of current market conditions. When making changes to portfolios, MPF considers the impact on cash flows, average duration of the portfolio, and the portfolio's investment return over time. MPF monitors its portfolios for portfolio risk and makes changes where equivalent earnings can be obtained with less risk.

Summary of Material Risks

Investing in securities involves risk of loss. Although MPF manages assets in a manner consistent with its Public Clients' stated risk tolerance, portfolios may not produce the expected returns, may lose value, or may underperform other portfolios with similar investment objectives. Material risks associated with investing in fixed income securities include:

Call Risk. Some fixed income securities are subject to the risk that an issuer will exercise a right to redeem the security earlier than expected, often in response to declining interest rates or improvements in issuer credit quality. If an issuer calls a security held by a client, the client may not recoup the full amount of the initial investment or realize the anticipated earnings from the investment, resulting in reinvestment in lower-yielding securities.

Credit Risk. Corporate debt and other fixed income securities are subject to the risk that the issuer will be unable to meet principal and interest payments on the obligation. A decline in the credit quality of a fixed income investment, held directly or inside a fund or investment pool, could cause a loss in value. When interest rates rise, the value of corporate debt securities typically declines. Changes in interest rates, economic conditions and default expectations can impact the value of fixed income securities.

Cybersecurity Risk. Cybersecurity breaches may allow an unauthorized party to gain access to MPF's proprietary information or customer data or cause MPF or its service providers to suffer data corruption or lose operational functionality. Although MPF has established cybersecurity and data protection protocols, there is no guarantee that these efforts will succeed or that a third-party service provider or issuer will not suffer a cybersecurity breach and related loss.

Government, Political and Regulatory Risk. Legislative and regulatory action by the U.S., the Federal Reserve and other governments can impair the value of securities held in an account or the ability of MPF to carry out a strategy.

Interest Rate Risk. Fixed income securities will increase or decrease in value based on changes in interest rates. If rates increase, the value of fixed income investments will generally decline. On the other hand, if rates fall, the value of the fixed income investments generally increases. The market value of debt securities (including U.S. Government securities) with longer maturities is likely to respond to changes in interest rates to a greater degree than the market value of fixed income securities with shorter maturities.

Liquidity Risk. The liquidity of fixed income securities can be dependent upon the level of demand for the security, the willingness and ability of intermediaries to make a market for the security, and the level of interest from other investors to purchase the security. In times of economic and market stress, MPF may not be able to sell securities at a time and price that is most favorable to the client. In addition, bank certificates of deposit are non-negotiable and principal loss may occur if a client elects to sell the certificate before it matures.

Market Risk. The value of securities held in an account may decline due to general market conditions or other factors, including those directly involving the issuers of such securities. Securities markets may decline significantly in response to adverse issuer, regulatory, political, or economic developments. Unexpected local, regional or global events and their aftermath, such as war; acts of terrorism; financial, political or social disruptions; natural, environmental or man-made disasters; epidemics, pandemics and other public health crises; recessions and depressions; or other tragedies, catastrophes and events could have a significant impact on investments held in accounts or portfolios.

Quantitative Analysis Risk. MPF relies on quantitative data supplied by third parties to evaluate investments and construct optimal portfolios. In the event this data is inaccurate or incomplete, investment decisions may be compromised. If future market environments do not reflect the assumptions made in our quantitative models, quantitative investment strategies may not be successful.

ITEM 9 – DISCIPLINARY INFORMATION

We are required to disclose all material facts regarding any legal or disciplinary events that would be material to your evaluation of us or the integrity of our management. MPF has no reportable disclosures.

ITEM 10 – OTHER FINANCIAL INDUSTRY ACTIVITIES AND AFFILIATIONS

MPF is a wholly owned subsidiary of MIM. Other wholly owned subsidiaries of MIM include MAM, MAS, Meeder Distribution Services, Inc. ("MDS") and Mutual Funds Service Company ("MFSCo"). In some cases, these affiliate arrangements create a potential conflict of interest between MPF and the client. These conflicts of interest

are discussed in more detail in Item 11 – Code of Ethics, Participation or Interest in Client Transactions and Personal Trading.

MAM is a registered investment adviser that serves as the investment adviser for the Meeder Funds.

MAS is a registered investment adviser that offers investment strategist and portfolio management services to independent broker-dealers, investment advisers, and other financial intermediaries. In addition, MAS provides investment management services to retirement plans and their participants.

MDS is a limited purpose broker-dealer and FINRA member firm which serves as the principal distributor of the Meeder Funds. MDS does not hold client accounts or execute trades for MIM affiliates.

MFSCo provides shareholder, transfer agent and dividend distribution services for the Meeder Funds and local government investment pools. Acting as the administrator for Meeder Funds, MFSCo also enters into selling agreements with unaffiliated broker-dealers and financial intermediaries to distribute and provide other services in connection with the sale of fund shares.

ITEM 11 – CODE OF ETHICS, PARTICIPATION OR INTEREST IN CLIENT TRANSACTIONS AND PERSONAL TRADING

Code of Ethics

MPF has adopted a Code of Ethics that complies with Rule 17j-1 of the Investment Company Act of 1940 and Rule 204A-1 of the Investment Advisers Act of 1940. The Code sets forth fiduciary standards that govern the conduct of directors, officers and employees who have access to client information. The Code incorporates MPF's outside employment, political contribution, and gift policies. Personnel subject to the Code must acknowledge their compliance with the Code and applicable securities laws and report any violations of the Code with which they become aware to MPF's Chief Compliance Officer. A copy of the Code is available to prospective and current clients upon request.

Personal Trading Policies

Directors, officers and employees of MPF and its affiliates may take positions in securities owned by MPF's clients, which may pose a potential conflict of interest. MPF has implemented policies designed to detect and mitigate such conflicts of interest, including prohibitions on unacceptable trading activities, such as front running, short-swing trading and insider trading. Directors, officers and employees who recommend securities or have access to non-public information are prohibited from trading materially in reportable securities recommended to clients in close proximity to the client's transaction.

Employees having access to this information must also make periodic reports of their securities accounts and transactions in reportable securities.

Participation or Interest in Client Transactions

Where appropriate, MPF may recommend the use of local government investment pools to its Public Clients for cash management purposes. Assets placed in a local government investment pool in which MPF or one of its affiliates earns advisory or administration fees are not included among eligible assets when calculating the advisory fee charged by MPF. Because MPF or its affiliates receive fees in connection with programs we sponsor or recommend, use of these programs presents a conflict of interest. MPF fully discloses this relationship and the terms and conditions of each program to its Public Clients before recommending a local government investment pool to which it provides services. By investing in such local government investment pools, Public Clients specifically consent to the conflicts presented by such investment and payment of fees. MPF will not exercise discretion to select a local government investment pool for a Public Client account.

Where available, MPF may recommend the use of the Meeder Government Money Market Fund (" Fund") for sweep or cash management purposes to its Public Clients. Affiliates of MPF provide investment advisory, administration, distribution and transfer agency services to the Meeder Funds. Because MPF's affiliates earn advisory, transfer agency and administration fees for management of the Fund, recommendation of

the Fund presents a conflict of interest. MPF fully discloses this relationship to its Public Clients before recommending the Fund. The Fund's prospectus contains additional information about the Fund, including investment policies, fees and other information. By investing in the Fund, Public Clients specifically consent to the conflicts presented by such investment and payment of fees. The Fund may not be the lowest fee sweep vehicle option available. MPF will not exercise discretion to select a sweep vehicle for a Public Client and clients may select any available fund for sweep purposes.

ITEM 12 – BROKERAGE PRACTICES

Selection of Broker-Dealers for Client Transactions

MPF trades with a list of local and nationally recognized broker-dealers that have been selected by MPF based on their reputation, competitive pricing, and trade execution. MPF's goal when selecting a particular broker or dealer is to obtain the best price and trade execution for our Public Clients. When selecting broker-dealers, MPF does not consider whether MPF or an affiliate receives Public Client referrals from the broker-dealer.

Public Clients may direct MPF to execute transactions through specific broker-dealers selected by the Public Client. When selecting this option, the Public Client may forgo any benefits from savings on execution costs that MPF may obtain for its other clients through volume discounts on aggregated orders and may pay higher commission rates than other clients of MPF.

Directed Brokerage and Soft Dollar Arrangements

MPF does not engage in directed brokerage or soft dollar arrangements, including markups or markdowns in order to obtain research or any other product or service from any broker-dealer.

Trade Aggregation

MPF may elect to aggregate contemporaneous trades for the purchase or sale of securities across multiple client accounts. Aggregation of trades enables MPF to obtain more efficient execution and better pricing than would otherwise be available if orders were not aggregated. Where the amount of securities available at a particular price and time does not satisfy the needs of all clients participating in the transaction, MPF will follow its trade allocation policy, which is designed to ensure that securities allocations are made in a fair and equitable manner.

When aggregating trades, MPF typically informs the broker-dealer or custodian of the specific par amounts purchased for each client and directs the broker-dealer or custodian to deliver the specific par amounts to the clients to their respective custodial accounts versus payment. Each client participating in the aggregated transaction receives the same price and participation in such trade on a pro-rata basis. When allocating trades, MPF may increase or decrease the amount of securities allocated to a client if necessary to take investment restrictions into account, avoid undesirable position size, or satisfy other client preferences.

Trades in substantially similar investment opportunities may not be aggregated and may be allocated non-proportionally to client accounts based on a series of suitability and other factors, including investment objectives, client specific investment guidelines, cash or liquidity needs, minimum and maximum position sizes and the availability of similar investment opportunities. Individual portfolio managers exercise discretion to trade accounts and strategies at different times and the order of trading is determined by several factors including client needs, market conditions, and the terms and quantity of available investment opportunities.

Trade Error Policy

MPF has established a trade error policy to address instances in which MPF makes an error when ordering, executing or settling securities transactions for a client account. In the event a trading error is caused by the action or inaction of MPF, MPF will correct the error so that the client is returned to the same economic position it would have been in had the error not occurred. If the error or trading delay was caused by a third-party broker-dealer, custodian or adviser, MPF may in its discretion reimburse the client in whole or in part for the loss but is not required to do so.

MPF will reimburse clients for losses resulting from an MPF error in the client's account. If an erroneous trade settles in a client account and results in a gain, the client will retain the resulting gain unless the client elects to decline it. When calculating trading losses, MPF does not net gains and losses between clients or between investments in an affected account except in connection with corrections approved by the client.

MPF may establish error accounts with certain brokers for the sole purpose of correcting trade errors. Any securities acquired by such an account for purposes of correcting a trade error are promptly disposed of. MPF does not maintain an error account balance or utilize brokerage commissions or other client funds to correct or resolve trade errors. All trade errors and related calculations are documented and reported to the Compliance department.

ITEM 13 – REVIEW OF ACCOUNTS

MPF generally performs a daily review of transactions in Public Client accounts and portfolios are generally reviewed at least monthly. In addition, Public Client portfolio reviews may be conducted in response to changes in market conditions or changes to client situations. Generally, the assigned portfolio manager performs account reviews in coordination with the portfolio management team.

On a monthly or quarterly basis depending on client needs, MPF generally provides Public Clients with written periodic investment reports summarizing holdings information. In addition, MPF may provide additional forms of reporting to Public Clients as agreed by MPF and the client. Public Clients also receive a summary statement from their qualified custodian or safekeeping agent at least quarterly.

ITEM 14 – CLIENT REFERRALS AND OTHER COMPENSATION

MPF may pay referral fees, known as promoter payments, to unaffiliated third-party broker-dealers, investment advisers and other persons who refer clients to MPF or endorse our services. Promoters are not employees or current clients of MPF. Under these agreements, MPF or one of its affiliated advisers pays a fee collected from the Public Client to the referring promoter. Annual fees payable to promoters are negotiable and may be based on a percentage of the client fee or the value of the client's account. The arrangement provides promoters with an incentive to refer clients and secure their participation in the program. Each promoter who recommends or endorses our services is required to provide the prospective client with full disclosure of the promoter's relationship with MPF and the material terms of the compensation arrangement.

MPF or its affiliates have also entered into written agreements with unaffiliated investment advisers whereby MPF recommends or endorses that firm's investment advisory services to its clients. MPF or its affiliate receives a portion of the fees charged by the unaffiliated investment adviser in return for referring the account. Annual fees payable under such arrangements are negotiable and may be based on a percentage of the client fee or the value of the client's account. This arrangement presents a conflict of interest because it provides MPF with an incentive to solicit and secure participation in the program. Under each such arrangement, MPF is required to provide prospective clients with full disclosure of MPF's relationship with the recommended firm and the material terms of the compensation arrangement.

MPF and its affiliates offer several bank deposit programs to clients, both directly and in affiliation with third parties. In some programs, MPF's affiliates receive payments from third parties for introducing new clients or depository institutions to the program. Our affiliates also sometimes make payments to third parties that introduce MPF to new clients or depository institutions. These arrangements are described more fully in the program materials for each such program. These arrangements present a conflict of interest because we earn fees from these programs that would not be earned in unaffiliated cash sweep programs or money market funds. We mitigate this conflict through full disclosure of the program terms and compensation arrangements.

ITEM 15 – CUSTODY

MPF will not assume physical custody of client funds or securities. All separately managed account client funds and securities are

maintained with a qualified custodian in a separate account for each client under each client's name. For each client account, the qualified custodian provides regular statements to each client. In addition, MPF produces and delivers quarterly statements to its clients as a client service. In some cases, MPF reports will vary from custodial statements based on accounting, valuation or pricing variances. Clients are encouraged to review carefully and compare the custodial records to the account statements provided by MPF.

In some cases, MPF is deemed to have custody of client funds due to its ability under the client agreement to calculate and directly debit client accounts for investment advisory fees. In other cases, MPF is deemed to have custody of LGIP programs administered by our affiliate and accounts of advisory clients that hold positions in those programs. LGIP program investors receive audited financial statements for the pool within 120 of the program's fiscal year end. For individual clients invested in such programs, MPF has implemented policies and procedures intended to annually verify the location of client funds and securities held for the benefit of MPF's clients in these programs.

ITEM 16 – INVESTMENT DISCRETION

MPF will manage Public Client assets on a discretionary or non-discretionary basis. Under either circumstance, MPF will observe limitations and restrictions that are outlined in each Public Client's investment policy agreement or restrictions imposed by state laws or regulations. Investment guidelines and restrictions must be provided to MPF in writing.

For non-discretionary Public Clients, MPF will make recommendations that must be authorized by the Public Client prior to execution of the transaction. For discretionary Public Clients, securities will be purchased and sold for the account without obtaining prior approval for the security selected, the quantity of securities bought or sold, or the broker-dealer used to execute each transaction. Authorization for discretionary management is obtained through a signed investment management agreement. Discretionary management of accounts is undertaken in accordance with the applicable state investment code and the Public Client's investment policy.

ITEM 17 – VOTING CLIENT SECURITIES

MPF does not accept or have the authority to vote Public Client securities. Public Clients will receive their proxies or other solicitations directly from their custodian or transfer agent. Public Clients may contact MPF if they have questions regarding a particular solicitation, but MPF will not be deemed to have proxy voting authority solely as a result of providing advice or information about a particular proxy vote to a client.

MPF will neither advise nor act on behalf of clients in legal proceedings involving companies whose securities are held in a client's account, including the filing of "proofs of claim" in connection with class action settlements. Clients may elect to direct MPF to send copies of class action notices directly to them or to a third-party. When so directed, MPF will make commercially reasonable efforts to forward such notices in a timely manner.

ITEM 18 – FINANCIAL INFORMATION

MPF has no financial commitments that impair its ability to meet contractual and fiduciary commitments to its clients and has not been subject to a bankruptcy proceeding.

Form ADV Part 2B

MEEDER
PUBLIC FUNDS

131

MEEDER

Meeder Public Funds, Inc.

FORM ADV PART 2B
BROCHURE SUPPLEMENT

October 10, 2025

6125 Memorial Drive
Dublin, Ohio 43017
(614)766-7000
(866) 633-3371
www.meederinvestment.com

This brochure supplement provides information about the team of Advisers that provide services to your account and supplements the ADV Part 2A Brochure for the Registered Investment Adviser, Meeder Public Funds, Inc. You should have received a copy of that brochure. Please contact your Advisor or Meeder Public Funds, Inc. if you did not receive a copy of Meeder's ADV Brochure or if you have any questions about the contents of this supplement.

Additional information about the Advisers in this Supplement is available on the SEC's website at **www.adviserinfo.gov**.

MEEDER

Investment Team

6125 Memorial Drive, Dublin, Ohio 43017 | (614) 766-7000 | www.meederinvestment.com

Jason Headings (b. 1982), Senior Vice President

Educational Background

Miami University, B.A., Finance & Marketing

Business Experience

02/2006 – Present: Meeder Investment Management, Senior Vice President

Professional Designations

Chartered Market Technician – CMT®

Disciplinary Information

The Adviser has no legal or disciplinary events to disclose.

Other Investment-Related Business Activities

The Adviser has no other investment-related business activities to disclose.

Other Business Activities

The Adviser has no other business activities to disclose.

Additional Compensation

The Adviser has no additional compensation to disclose.

Supervision

The Firm has also implemented policies and procedures reasonably designed to detect or prevent inappropriate conduct. The supervisor meets regularly with the Adviser to review and monitor his or her activities and client recommendations.

Supervisor: Bob Meeder, Chief Executive Officer

Telephone: (614) 766-7000

MEEDER

Investment Team

6125 Memorial Drive, Dublin, Ohio 43017 | (614) 766-7000 | www.meederinvestment.com
10655 Park Run Drive, Suite 120, Las Vegas, NV 89144

Rick Phillips (b. 1963), Senior Vice President & Chief Investment Strategist

Educational Background

Brigham Young University, B.S., Finance

University of Utah, M.A., Business Administration

Business Experience

12/2023 – Present: Meeder Investment Management, Sr. Vice President & Chief Investment Strategist
02/2012 – 12/2023: FHN Financial Main Street Advisors, President & Chief Investment Officer

Professional Designations

Certified Cash Manager – CCM®

Disciplinary Information

The Adviser has no legal or disciplinary events to disclose.

Other Investment-Related Business Activities

The Adviser has no other investment-related business activities to disclose.

Other Business Activities

The Adviser has no other business activities to disclose.

Additional Compensation

The Adviser has no additional compensation to disclose.

Supervision

The Firm has also implemented policies and procedures reasonably designed to detect or prevent inappropriate conduct. The supervisor meets regularly with the Adviser to review and monitor his or her activities and client recommendations.

Supervisor: Jason Headings

Telephone: (614) 766-7000

MEEDER

Investment Team

6125 Memorial Drive, Dublin, Ohio 43017 | (614) 766-7000 | www.meederinvestment.com

Jonathan Azoff (b. 1985), Senior Vice President

Educational Background

Tulane University, B.A,. Political Economy Emory
University School of Law, J.D.
St. John's University School of Law, L.L.M. in Bankruptcy Indiana
University, M.S. in Finance

Business Experience

07/2023 – Present: Meeder Investment Management, Senior Vice President
02/2019 – 07/2023: Ohio Treasurer of State, Chief of Finance & Senior Counsel

Professional Designations

Certified Treasury Professional - CTP®

Disciplinary Information

The Adviser has no legal or disciplinary events to disclose.

Other Investment-Related Business Activities

The Adviser has no other investment-related business activities to disclose.

Other Business Activities

The Adviser has no other business activities to disclose.

Additional Compensation

The Adviser has no additional compensation to disclose.

Supervision

The Firm has also implemented policies and procedures reasonably designed to detect or prevent inappropriate conduct. The supervisor meets regularly with the Adviser to review and monitor his or her activities and client recommendations.

Supervisor: Bob Meeder, Chief Executive Officer

Telephone: (614) 766-7000

MEEDER

Investment Team

6125 Memorial Drive, Dublin, Ohio 43017 | (614) 766-7000 | www.meederinvestment.com
10655 Park Run Drive, Suite 120, Las Vegas, NV 89144

Gregory Balls (b. 1979), Director, Advisory Services

Educational Background

Utah State University, B.S., Economics and Finance

Business Experience

12/2023 – Present: Meeder Investment Management, Director, Advisory Services

02/2022 – 12/2023: FHN Financial Main Street Advisors, Assistant Chief Investment Officer

06/2014 – 02/2022: FHN Financial Main Street Advisors, Portfolio Manager & Analyst

Professional Designations

Chartered Financial Analyst – CFA®

Disciplinary Information

The Adviser has no legal or disciplinary events to disclose.

Other Investment-Related Business Activities

The Adviser has no other investment-related business activities to disclose.

Other Business Activities

The Adviser has no other business activities to disclose.

Additional Compensation

The Adviser has no additional compensation to disclose.

Supervision

The Firm has also implemented policies and procedures reasonably designed to detect or prevent inappropriate conduct. The supervisor meets regularly with the Adviser to review and monitor his or her activities and client recommendations.

Supervisor: Paulina Woo

Telephone: (614) 766-7000

MEEDER

Investment Team

6125 Memorial Drive, Dublin, Ohio 43017 | (614) 766-7000 | www.meederinvestment.com

Barry Baughier (b. 1974), Director, Advisory Services

Educational Background

East Texas A&M, B.B.A, Business Administration and Management
East Texas A&M, M.B.A., Business Administration

Business Experience

12/2022 – Present: Meeder Investment Management, Director, Advisory Services

09/2022 – 12/2022: Deep Blue Investment Advisors, Director

02/2020 – 09/2021: PFM Fund Distributors, Inc., Director

03/2009 – 02/2020: PFM Fund Distributors, Inc., Senior Managing Consultant

Professional Designations

None

Disciplinary Information

The Adviser has no legal or disciplinary events to disclose.

Other Investment-Related Business Activities

The Adviser has no other investment-related business activities to disclose.

Other Business Activities

The Adviser has no other business activities to disclose.

Additional Compensation

The Adviser has no additional compensation to disclose.

Supervision

The Firm has also implemented policies and procedures reasonably designed to detect or prevent inappropriate conduct. The supervisor meets regularly with the Adviser to review and monitor his or her activities and client recommendations.

Supervisor: Jason Headings

Telephone: (614) 766-7000

MEEDER

Investment Team

6125 Memorial Drive, Dublin, Ohio 43017 | (614) 766-7000 | www.meederinvestment.com
10655 Park Run Drive, Suite 120, Las Vegas, NV 89144

Tonya Dazzio (b. 1967), Director, Advisory Services

Educational Background

University of Nevada Las Vegas, B.S., Business Administration

Business Experience

12/2023 – Present: Meeder Investment Management, Director, Advisory Services

02/2012 – 12/2023: FHN Financial Main Street Advisors, Chief Compliance Officer & Chief Operating Officer

Professional Designations

Certified Cash Manager – CCM®

Disciplinary Information

The Adviser has no legal or disciplinary events to disclose.

Other Investment-Related Business Activities

The Adviser has no other investment-related business activities to disclose.

Other Business Activities

The Adviser has no other business activities to disclose.

Additional Compensation

The Adviser has no additional compensation to disclose.

Supervision

The Firm has also implemented policies and procedures reasonably designed to detect or prevent inappropriate conduct. The supervisor meets regularly with the Adviser to review and monitor his or her activities and client recommendations.

Supervisor: Paulina Woo

Telephone: (614) 766-7000

MEEDER

Investment Team

6125 Memorial Drive, Dublin, Ohio 43017 | (614) 766-7000 | www.meederinvestment.com

Scott Gruber (b. 1989), Director, Advisory Services

Educational Background

Otterbein University, B.S., Business Administration, Finance

Business Experience

08/2011 – Present: Meeder Investment Management, Director, Advisory Services

Professional Designations

Chartered Market Technician – CMT®

Disciplinary Information

The Adviser has no legal or disciplinary events to disclose.

Other Investment-Related Business Activities

The Adviser is a registered representative of Meeder Distribution Services, Inc, an affiliated broker-dealer. When acting in the capacity of a registered representative, the Adviser is eligible to receive commissions for the sale of securities, including mutual funds, money market funds, and local government investment pools. Recommendations to purchase securities that pay commissions present a conflict of interest because the Adviser has an incentive to recommend investment products based on the compensation received. Meeder does not pay commissions on securities purchased within the firm's advisory accounts.

Other Business Activities

The Adviser has no other business activities to disclose.

Additional Compensation

The Adviser has no additional compensation to disclose.

Supervision

The Firm has also implemented policies and procedures reasonably designed to detect or prevent inappropriate conduct. The supervisor meets regularly with the Adviser to review and monitor his or her activities and client recommendations.

Supervisor: Nick Vaccari

Telephone: (614) 766-7000

MEEDER

Investment Team

6125 Memorial Drive, Dublin, Ohio 43017 | (614) 766-7000 | www.meederinvestment.com

Phillip Jones (b.1989), Director, Public Funds

Educational Background

University of Louisiana, B.S., Finance and Accounting

Business Experience

05/2025 – Present: Meeder Investment Management, Director, Advisory Services
10/2023 – 05/2025: Hilltop Securities, LLC, Asset Management Sales
10/2020 – 10/2023: J.P. Morgan Securities, LLC, Financial Advisor
07/2018 – 10/2020: TD Ameritrade Institutional, Relationship Manger II

Professional Designations

None

Disciplinary Information

The Adviser has no legal or disciplinary events to disclose.

Other Investment-Related Business Activities

The Adviser is a registered representative of Meeder Distribution Services, Inc, an affiliated broker-dealer. When acting in the capacity of a registered representative, the Adviser is eligible to receive commissions for the sale of securities, including mutual funds, money market funds, and local government investment pools. Recommendations to purchase securities that pay commissions present a conflict of interest because the Adviser has an incentive to recommend investment products based on the compensation received. Meeder does not pay commissions on securities purchased within the firm's advisory accounts.

Other Business Activities

The Adviser has no other business activities to disclose.

Additional Compensation

The Adviser has no additional compensation to disclose.

Supervision

The Firm has also implemented policies and procedures reasonably designed to detect or prevent inappropriate conduct. The supervisor meets regularly with the Adviser to review and monitor his or her activities and client recommendations.

Supervisor: Nick Vaccari

Telephone: (614) 766-7000

MEEDER

Investment Team

6125 Memorial Drive, Dublin, Ohio 43017 | (614) 766-7000 | www.meederinvestment.com

Mike Kloack (b. 1968), Director, Advisory Services

Educational Background

Baker College, B.A., Business Administration

Spring Arbor University, M.A., Business Administration

Business Experience

05/2017 – Present: Meeder Investment Management, Director, Advisory Services

Professional Designations

None

Disciplinary Information

The Adviser has no legal or disciplinary events to disclose.

Other Investment-Related Business Activities

The Adviser has no other investment-related business activities to disclose.

Other Business Activities

The Adviser has no other business activities to disclose.

Additional Compensation

The Adviser has no additional compensation to disclose.

Supervision

The Firm has also implemented policies and procedures reasonably designed to detect or prevent inappropriate conduct. The supervisor meets regularly with the Adviser to review and monitor his or her activities and client recommendations.

Supervisor: Jason Headings

Telephone: (614) 766-7000

MEEDER

Investment Team

6125 Memorial Drive, Dublin, Ohio 43017 | (614) 766-7000 | www.meederinvestment.com

James McCourt (b. 1982), Director, Advisory Services

Educational Background

The Ohio State University, B.S., Business Administration

Capital University, M.A., Business Administration

Business Experience

11/2018 – Present: Meeder Investment Management, Director, Advisory Services
06/2008 – 10/2018: United American Capital Corporation, Vice President and Portfolio Manager

Professional Designations

Chartered Financial Analyst - CFA®

Disciplinary Information

The Adviser has no legal or disciplinary events to disclose.

Other Investment-Related Business Activities

The Adviser has no other investment-related business activities to disclose.

Other Business Activities

The Adviser has no other business activities to disclose.

Additional Compensation

The Adviser has no additional compensation to disclose.

Supervision

The Firm has also implemented policies and procedures reasonably designed to detect or prevent inappropriate conduct. The supervisor meets regularly with the Adviser to review and monitor his or her activities and client recommendations.

Supervisor: Jason Headings

Telephone:(614) 766-7000

MEEDER

Investment Team

6125 Memorial Drive, Dublin, Ohio 43017 | (614) 766-7000 | www.meederinvestment.com

Gabe Philips (b. 1998), Director, Advisory Services

Educational Background

The University of Cincinnati, B.A., Business Administration

Business Experience

06/2022 – Present: Meeder Investment Management, Advisory Services Consultant
11/2021 – 06/2022: SS&C Technologies, Middle Office Trade Operations
05/2020 – 11/2021: Northwestern Mutual, Financial Representative
08/2017 – 05/2021: Student, University of Cincinnati

Professional Designations

None

Disciplinary Information

The Adviser has no legal or disciplinary events to disclose.

Other Investment-Related Business Activities

The Adviser has no other investment-related business activities to disclose.

Other Business Activities

The Adviser has no other business activities to disclose.

Additional Compensation

The Adviser has no additional compensation to disclose.

Supervision

The Firm has also implemented policies and procedures reasonably designed to detect or prevent inappropriate conduct. The supervisor meets regularly with the Adviser to review and monitor his or her activities and client recommendations.

Supervisor: Eileen Stanic

Telephone: (614) 766-7000

MEEDER

Investment Team

6125 Memorial Drive, Dublin, Ohio 43017 | (614) 766-7000 | www.meederinvestment.com

Ben Sehy (b. 1983), Director, Advisory Services

Educational Background

Westminster College, B.A., Business and Finance

University of Utah, MBA, Business Administration

Business Experience

09/2022 – Present: Meeder Investment Management, Director, Advisory Services
06/2015– 08/2022: Moreton Asset Management

Professional Designations

None

Disciplinary Information

The Adviser has no legal or disciplinary events to disclose.

Other Investment-Related Business Activities

The Adviser has no other investment-related business activities to disclose.

Other Business Activities

The Adviser has no other business activities to disclose.

Additional Compensation

The Adviser has no additional compensation to disclose.

Supervision

The Firm has also implemented policies and procedures reasonably designed to detect or prevent inappropriate conduct. The supervisor meets regularly with the Adviser to review and monitor his or her activities and client recommendations.

Supervisor: Paulina Woo

Telephone: (614) 766-7000

MEEDER

Investment Team

6125 Memorial Drive, Dublin, Ohio 43017 | (614) 766-7000 | www.meederinvestment.com

Eileen Stanic (b. 1958), Regional Director, Advisory Services

Educational Background

Cleveland State University, B.B.A., Finance

Business Experience

09/2014 – Present: Meeder Investment Management, Regional Director, Advisory Services

Professional Designations

Certified Treasury Professional - CTP®

Disciplinary Information

The Adviser has no legal or disciplinary events to disclose.

Other Investment-Related Business Activities

The Adviser has no other investment-related business activities to disclose.

Other Business Activities

The Adviser has no other business activities to disclose.

Additional Compensation

The Adviser has no additional compensation to disclose.

Supervision

The Firm has also implemented policies and procedures reasonably designed to detect or prevent inappropriate conduct. The supervisor meets regularly with the Adviser to review and monitor his or her activities and client recommendations.

Supervisor: Jason Headings

Telephone: (614) 766-7000

MEEDER

Certification

Nick Vaccari (b. 1986), Regional Director, Advisory Services

Educational Background

The Ohio State University, B.S. Consumer and Family Financial Management, Minor in Economics

Business Experience

01/2019 – Present: Meeder Investment Management, Regional Director, Advisory Services
10/2018 – 01/2019: Fidelity National Information Services
07/2011 – 12/2017: Meeder Investment Management, Adviser, Public Funds

Professional Designations

Certified Treasury Professional - CTP®

Disciplinary Information

The Adviser has no legal or disciplinary events to disclose.

Other Investment-Related Business Activities

The Adviser has no other investment-related business activities to disclose.

Other Business Activities

The Adviser has no other business activities to disclose.

Additional Compensation

The Adviser has no additional compensation to disclose.

Supervision

The Firm has also implemented policies and procedures reasonably designed to detect or prevent inappropriate conduct. The supervisor meets regularly with the Adviser to review and monitor his or her activities and client recommendations.

Supervisor: Jason Headings

Telephone: (614) 766-7000

MEEDER

Certification

Paulina Woo (b. 1981), Regional Director, Advisory Services

Educational Background

University of Texas at Austin, B.A. Ancient History and History

University of California, Berkeley, M.A. History

Business Experience

09/2025 – Present: Meeder Investment Management, Regional Director, Advisory Services
05/2007 – 09/2025: PFM Asset Management LLC
07/2006 – 04/2007: Jobscience, Inc.

Professional Designations

None

Disciplinary Information

The Adviser has no legal or disciplinary events to disclose.

Other Investment-Related Business Activities

The Adviser is a registered representative of Meeder Distribution Services, Inc, an affiliated broker-dealer. When acting in the capacity of a registered representative, the Adviser is eligible to receive commissions for the sale of securities, including mutual funds, money market funds, and local government investment pools. Recommendations to purchase securities that pay commissions present a conflict of interest because the Adviser has an incentive to recommend investment products based on the compensation received. Meeder does not pay commissions on securities purchased within the firm's advisory accounts.

Other Business Activities

The Adviser has no other business activities to disclose.

Additional Compensation

The Adviser has no additional compensation to disclose.

Supervision

The Firm has also implemented policies and procedures reasonably designed to detect or prevent inappropriate conduct. The supervisor meets regularly with the Adviser to review and monitor his or her activities and client recommendations.

Supervisor: Jason Headings

Telephone: (614) 766-7000

MEEDER

Certification

Chartered Financial Analyst – CFA®

The Chartered Financial Analyst® is a voluntary certification. A chartered financial analyst is a professional designation given by the CFA Institute that measures the competence and integrity of financial analysts. An individual must have a minimum of four years of investment/financial experience and hold a bachelor's degree before an individual can become a Chartered Financial Analyst charter holder.
Candidates are required to pass three levels of examinations covering areas such as accounting, economics, ethics, money management and security analysis.

Certified Financial Planner – CFP®

The Certificated Financial Planner™ is a voluntary certification granted by the Certified Financial Planner Board of Standards, Inc. Individuals must satisfactorily fulfill the following requirements: a) complete an advanced college-level course of study addressing the financial planning subject areas;
b) pass a comprehensive examination; c) complete at least three years of full-time financial planning- related experience; d) agree to be bound by CFP Board's Standards of Professional Conduct; and e) complete 30 hours of continuing education hours every two years.

Chartered Market Technician – CMT®

The Chartered Market Technician® credential is the preeminent, global designation for practitioners of technical analysis. The designation is awarded to those who demonstrate mastery of a core body of knowledge of investment risk in portfolio management settings. To earn the CMT charter an individual must be a Member of the Market Technicians Association (MTA), successfully complete three levels of examinations and obtain approval from the MTA Admissions Committee and Board of Directors.

Certified Treasury Professional – CTP®

The Certified Treasury Professional® designation is sponsored by the Association for Financial Professionals® (AFP) and serves as a benchmark of competency in the finance profession. To earn and keep the designation, finance professionals must have two years of qualifying professional work experience, pass the CTP exam, earn and report 36 continuing education credits every three years, and abide by the AFP's Standards of Ethical Conduct.

Certified Cash Manager – CCM®

The Certified Cash Manager (CCM) designation is sponsored by the Association for Financial Professionals® (AFP) and awarded to those who have demonstrated the knowledge and skills required by treasury professionals to execute critical functions related to corporate liquidity, capital and risk management. Financial professionals holding the CCM have met eligibility requirements and passed the CCM exam. In 2003, the CCM designation was phased into the Certified Treasury Professional (CTP) designation, but individuals who have previously attained the CCM are entitled to retain the designation.

EXHIBIT "C"
(Consultant's Terms of Services)

Terms of Services – Discretionary Accounts

Meeder Public Funds

The following Terms of Services are applicable to services offered by Meeder Public Funds, Inc. ("Meeder") and shall be incorporated into any agreement for investment advisory services ("Agreement").

1. **Investment Management Services**. Client appoints Meeder as discretionary investment manager to invest, reinvest and manage the securities, cash and other assets of the Account subject to the investment guidelines ("Investment Guidelines") provided by Client.

2. **Trading Authorization**. Client grants Meeder discretionary trading authority and appoints Meeder as agent and attorney-in-fact with respect to investments in the Account. Meeder may direct the purchase, sale, exchange, conversion, delivery or other acquisition or disposition of securities and other investments in the Account and act on behalf of Client in all other matters incidental to the handling of Account investments, all without prior consultation with Client.

3. **Custody**. Meeder will not assume physical custody of the Account or any portion of it. Client shall establish a custodial account with a qualified custodian ("Custodian"). Client will receive from the Custodian account statements and confirmations identifying assets and transactions in the Account. All transactions will be consummated by payment to, or delivery by, the Custodian of all cash, securities and other assets due to or from the Account. The Custodian shall be responsible for investing any daily cash balances in the Account and Meeder will not exercise discretion to select sweep vehicles for the Account.

4. **Investment Objectives and Restrictions**. Client may provide Meeder with an Investment Policy Statement or other written directions setting forth the investment objectives and any specific investment restrictions or limitations which govern the Account. Meeder shall be entitled to rely on such guidelines, objectives and restrictions relating to the Account as it may receive from Client. It is Client's responsibility to inform Meeder in writing of any changes or modifications to these directions, which shall be given ten days in advance of any such change.

5. **Fees**. For the services provided in accordance with this Agreement, Client shall pay Meeder an annual fee ("Fee") on terms set forth in the Agreement to which these Terms of Service apply. Where Client has elected to have fees deducted from the Account, Client authorizes the Custodian to deduct fees from the Account and pay them to Meeder. The account statements will reflect the fee amount withdrawn in any period. Client is responsible for notifying Meeder of any exceptions or objections to the amount billed within thirty days from the billing date.

6. **Brokerage**. Unless otherwise directed, Meeder will place trades for the Account through such brokers or dealers as it may select. When selecting brokers, Meeder's primary consideration will be the broker's ability to provide best execution of trades and Meeder may consider the quality and reliability of the brokerage services, trade price and commission, as well as research and other services provided by the broker-dealers.

7. **Trade Aggregation**. Meeder may aggregate trades for multiple clients when, in the adviser's judgment, aggregation is in the best interests of the clients involved. Orders are aggregated to facilitate best execution and each client participating in the aggregated transaction receives the same price and participation in such trade on a pro-rata basis. Where it is not possible to obtain the same execution price for all securities purchased or sold on an aggregated basis, Meeder will follow its trade allocation policy, which is designed to ensure that securities allocations are made in a fair and equitable manner.

8. **Promoter Arrangements**. Meeder accepts Clients referred through unaffiliated third parties ("Promoters") and may pay cash compensation for the endorsement of Meeder's services, which provides the Promoter with an incentive to refer clients. Clients will not incur additional fees for being referred to Meeder by a Promoter. Clients

that engage Meeder as their investment adviser following a referral by a Promoter will receive a written disclosure statement describing the nature and terms of the arrangement, including the amount payable to the Promoter.

9. **Local Government Investment Pools.** Where appropriate, Meeder may recommend the use of a Local Government Investment Pool ("LGIP") in which Meeder or one of its affiliates earn advisory and/or administration fees. Assets placed in an LGIP are not included among eligible assets when calculating the investment advisory fee. Because Meeder or its affiliates receive fees in connection with programs we sponsor or recommend, use of these programs presents a conflict of interest. By investing in an LGIP, Client specifically consents to the conflicts presented by such investment and payment of fees.

10. **Custodial Sweep Vehicles**. Where available, Meeder may recommend the use of the Meeder Government Money Market Fund as a vehicle to sweep cash held in the custodial account for investment. Because Meeder's affiliates earn advisory, transfer agency and administration fees for management of the Meeder Government Money Market Fund, recommendation of the fund as a sweep vehicle presents a conflict of interest. Meeder charges investment advisory fees on the total market value of assets held in the custodial account, including sweep vehicles. By selecting the Meeder Government Money Market Fund, Client specifically consents to the conflicts presented by such investment and payment of fees.

11. **Third-Party Payments.** Meeder or its affiliates receive compensation from unaffiliated third parties for endorsing or recommending certain financial products to its clients. This arrangement presents a conflict of interest because it provides Meeder with an incentive to solicit and secure participation in the program. Asset-based advisory fees are not charged for assets invested in products that pay indirect compensation to Meeder.

12. **Proxy Voting.** Meeder does not accept or assume authority to vote proxies for its public fund clients. Clients will receive their proxies or other solicitations directly from their Custodian. Client agrees that Meeder will not advise or act for Client in any legal proceedings, including bankruptcies or class actions, involving securities held or previously held by the Account or the issuers of such securities.

13. **Electronic Delivery**. Client consents to electronic delivery of all documents from Meeder, including but not limited to a copy of the executed Agreement, statements, confirmations, Meeder's Form ADV Part 2 and amendments thereto, and other general communications delivered to Client's electronic mail address of record. Delivery of communications to Clients in this fashion will be deemed effective unless Meeder is notified otherwise. Client is responsible for maintaining an accurate and up to date email address and to ensure that Client at all times has the ability to receive communications directed in this manner.

14. **Confidentiality**. All information and advice furnished by either party to the other, including their respective agents and employees, shall be treated as confidential and shall not be disclosed to third parties except as otherwise required by law or as agreed to in writing by Client. Notwithstanding the foregoing, Client consents to the use of Client's name in sales and marketing material used by Meeder or its affiliates solely for the purpose of identifying the Client as an investment advisory client.

15. **Services to Other Clients.** Client understands that Meeder serves as investment adviser for other Clients and will continue to do so. Client also understands that Meeder, its personnel and affiliates ("Affiliated Persons") may give advice or take action in performing their duties to other clients, or for their own accounts, that differ from advice given to or action taken for Client. Meeder is not obligated to buy, sell or recommend for Client any security or other investment that Meeder or its Affiliated Persons may buy, sell or recommend for any other client or their own accounts.

16. **Meeder's Representations**. Meeder represents that it is a registered investment adviser under the Investment Advisers Act of 1940.

17. **Client's Representations.** Client represents and acknowledges that: (i) Client is the sole owner of the Account assets and has full power and authority to enter into this Agreement and to commit the assets to Meeder's management and supervision; (ii) that the person signing this Agreement on behalf of Client is authorized and empowered to establish accounts and commit the assets to Meeder's management and supervision on the entity's behalf; (iii) Client has received Meeder's current Form ADV, Part 2A and B; and (iv) Client has received a copy of Meeder's Privacy Policy.

Office of the
South Gate City Clerk

MAR - 5 2026

FILED
4:12pm

Item No. 7

City of South Gate

CITY COUNCIL

AGENDA BILL

For the Regular Meeting of: **March 10, 2026**
Originating Department: **Public Works**

Department Director: *Arturo Cervantes* ***City Manager:*** *Rob Houston*

SUBJECT: PURCHASE OF CITY FLEET VEHICLES — SIX (6) ELECTRIC CHEVROLET SILVERADO TRUCKS (PUBLIC WORKS) AND TWO (2) POLICE DETECTIVE VEHICLES (POLICE DEPARTMENT)

PURPOSE: The City Council is asked to authorize two related vehicle purchases to address aging fleet needs across two departments. Public Works is requesting approval to purchase six (6) 2026 Chevrolet Silverado electric trucks to replace aging vehicles in the fleet. This purchase would substitute the previously City Council-authorized Ford F-150 Lightning trucks, which have since been discontinued by the manufacturer. Concurrently, the Police Department is requesting authorization to purchase two (2) detective vehicles to replace high-mileage units that have exceeded their useful service life, transitioning from a lease-financing model to a direct purchase to reduce long-term costs to the City.

RECOMMENDED ACTIONS: The City Council will consider:

a. Authorizing the purchase of six (6) 2026 Chevrolet Silverado electric trucks, or a comparable electric truck if unavailable, from National Auto Fleet Group through the Sourcewell Cooperative Purchasing Program, to replace Public Works Department's trucks, in an amount not to exceed $379,356 ($63,226 per truck); and
b. Approving the purchase of two (2) detective vehicles for the Police Department in a total amount not to exceed $98,000;
c. Authorizing the City Manager, or his designee, to execute all documents necessary to complete the purchases in a form acceptable to the City Attorney.

FISCAL IMPACT: There is no impact to the General Fund for the electric truck purchase. Funding is available within the Fiscal Year (FY) 2025/26 Operating Budget as follows:

No. of Trucks	Purchase Price	Funding Source
	Public Works Department Budget	
4	$252,904	AQMD Funds
2	$126,452	Water Funds
6	**$379,356**	

For the detective vehicle purchase, the FY 2025/26 budget includes $24,000 in the Rents and Leases, originally designated for a lease-to-own arrangement. By transitioning to a direct purchase, the City avoids embedded interest and financing fees, with staff estimating approximately $25,000 in cost avoidance over the vehicles' life cycle. The remaining $74,000 will be appropriated from the Capital Asset Equipment Replacement Fund. The combined total not to exceed $98,000 is structured as a not-to-exceed authorization to accommodate fluctuations in vehicle inventory and pricing.

No. of Trucks	Purchase Price	Funding Source
Police Department Budget		
2	$24,000	Rents and Leases Account No. 100-506-21-6301
	$74,000	Capital Asset Equipment Replacement Account No. 523-506-21-9003
2	**$98,000**	

The appropriation requests for these vehicles are part of the FY 2025/26 Midyear Report; no additional appropriation requests are needed.

ANALYSIS:

Public Works – Electric Trucks

The Public Works Department operates 90 vehicles essential to maintaining the City's streets, sewers, and water infrastructure. Six aging trucks, that are used by the Street and Sewer Division and Water Division, have exceeded their recommended service life and are proposed for replacement. These vehicles exhibit high maintenance costs, frequent breakdowns, and elevated emissions.

Staff recommend replacing them with 2026 Chevrolet Silverado electric trucks. On August 26, 2025, the City Council authorized the purchase of Ford F-150 Lightning electric trucks for this purpose; however, Ford subsequently discontinued that model. The Chevrolet Silverado is the recommended substitute.

Electric trucks reduce fuel costs, lower emissions, and support compliance with California Air Resources Board (CARB) requirements. New vehicles will be outfitted with safety lighting, toolboxes, and required equipment before being placed into service, with delivery expected approximately 16 weeks after Council approval.

Police Department — Detective Vehicles

The Police Detective Bureau relies on dependable vehicles for investigations, surveillance, interagency coordination, and task force assignments. Two vehicles are proposed for replacement:

- Unit 137 — 2008 Dodge Charger, approximately 136,000 miles (Fleet Master Plan called for retirement in 2021); and

- Unit 175 — 2013 Dodge Charger, approximately 186,000 miles (Fleet Master Plan called for retirement in 2021).

Both vehicles have exceeded their optimal service life and are experiencing increasing maintenance demands. The Police Chief has reviewed and accepted the NCL Tax Exempt Municipal Lease Proposal dated January 28, 2026; however, upon further financial analysis, direct acquisition is recommended as the more cost-effective approach. The not-to-exceed authorization allows staff to procure substantially equivalent vehicles if specific inventory is unavailable prior to purchase order issuance.

Procurement Approach
Both vehicle purchases will be made through the Sourcewell Cooperative Purchasing Program under Contract No. 091521-NAF with National Auto Fleet Group (72 Hour LLC dba National Auto Fleet Group). Sourcewell is a State of Minnesota local government unit that administers competitively bid cooperative contracts available to public agencies nationwide. Use of this contract satisfies the City's competitive purchasing requirements under the South Gate Municipal Code, eliminating the need for a separate formal bid process while ensuring fair and transparent pricing.

BACKGROUND: The City maintains a Fleet Master Plan to guide vehicle replacement decisions across all departments. The Plan establishes recommended service life cycles based on mileage, age, maintenance cost trends, and operational demands. All vehicles proposed for replacement in this report were identified in the Plan as overdue for retirement, in some cases since 2019 or 2021. Proactive fleet management reduces overall lifecycle costs and minimizes operational disruptions caused by unexpected mechanical failures.

Vehicle market conditions remain dynamic, with dealership inventory levels changing rapidly. The not-to-exceed authorization structure adopted for the detective vehicle purchase, and the flexibility to substitute a comparable electric truck for the Silverado should it become unavailable, reflect this reality and protect the City's ability to complete timely acquisitions within approved funding limits.

ATTACHMENTS:
A. 2026 Chevrolet Silverado EV e4WD Crew Cab Standard Range Work Truck, Quote from National Auto Fleet Group
B. Sourcewell Contract for National Fleet Auto Group
C. PD Supplemental Budget Request
D. Kia Dealer Quotes

RFP 091521 - Automobiles, SUVs, Vans, and Light Trucks with Related Equipment and Accessories

Vendor Details

Company Name:	72 HOUR LLC
Does your company conduct business under any other name? If yes, please state:	National Auto Fleet Group
Address:	490 Auto Center Drive Watsonville, CA 95076
Contact:	Jesse Cooper
Email:	Jcooper@nationalautofleetgroup.com
Phone:	951-440-0585
Fax:	831-840-8497
HST#:	263297677

Submission Details

Created On:	Tuesday August 24, 2021 16:34:10
Submitted On:	Tuesday September 14, 2021 14:10:21
Submitted By:	Jesse Cooper
Email:	Jcooper@nationalautofleetgroup.com
Transaction #:	d2e890de-e761-4f47-9b23-bef3d512bd76
Submitter's IP Address:	76.81.241.2

Specifications

Table 1: Proposer Identity & Authorized Representatives

General Instructions (applies to all Tables) Sourcewell prefers a brief but thorough response to each question. Do not merely attach additional documents to your response without also providing a substantive response. Do not leave answers blank; respond "N/A" if the question does not apply to you (preferably with an explanation).

Line Item	Question	Response *	
1	Proposer Legal Name (one legal entity only): (In the event of award, will execute the resulting contract as "Supplier")	72 Hour LLC	*
2	Identify all subsidiary entities of the Proposer whose equipment, products, or services are included in the Proposal.	WCAF, LLC WCDJR, LLC Alan Jay Automotive Inc	*
3	Identify all applicable assumed names or DBA names of the Proposer or Proposer's subsidiaries in Line 1 or Line 2 above.	NAFG has numerous subsidiaries and DBA's including but not limited to: National Auto Fleet Group, Chevrolet of Watsonville, Watsonville Ford Watsonville CDJR Watsonville Fleet Group Alan Jay Chrysler Jeep Inc Alan Jay Chevrolet, Cadillac Alan Jay Buick, GMC Alan Jay Auto Outlet Clewiston Motor Company, Inc Alan Jay Chrysler Dodge Ram Jeep Alan Jay Lincoln Alan Jay Ford Alan Jay Nissan Alan Jay Toyota	*
4	Proposer Physical Address:	490 Auto Center Drive Watsonville, CA 95076	*
5	Proposer website address (or addresses):	www.NationalAutoFleetGroup.com	*
6	Proposer's Authorized Representative (name, title, address, email address & phone) (The representative must have authority to sign the "Proposer's Assurance of Compliance" on behalf of the Proposer and, in the event of award, will be expected to execute the resulting contract):	Jesse Cooper Fleet Manager 1-855-289-6572 490 Auto Center Drive Watsonville, CA 95076 Jcooper@nationalautofleetgroup.com	*
7	Proposer's primary contact for this proposal (name, title, address, email address & phone):	Jesse Cooper Fleet Manager 1-855-289-6572 490 Auto Center Drive Watsonville, CA 95076 Jcooper@nationalautofleetgroup.com	*
8	Proposer's other contacts for this proposal, if any (name, title, address, email address & phone):	Clarke Cooper Fleet Manger 1-855-289-6572 490 Auto Center Drive Watsonville, CA 95076 ClarkeCooper@watsonvillefleetgroup.com	

Table 2: Company Information and Financial Strength

Line Item	Question	Response *	

9	Provide a brief history of your company, including your company's core values, business philosophy, and industry longevity related to the requested equipment, products or services.	National Auto Fleet Group started as a new division of 72 Hour LLC, in the summer of 2010 in the heart of Southern California. We began our network with a single automobile dealership and have now grown our network to encompass numerous dealerships located in and outside of California. We stand by providing opportunities for advancement by hiring and promoting from within our organization. Many of the Fleet Managers who started with us in 2010 are still with us today. Through the years, we have evolved and adapted to the new technology driven trends that are revolutionizing the automotive industry today. However, our brand's fundamental core values have remained unchanged – We are committed to do right for the members. If we take care of them, they will in return take care of us. National Auto Fleet Group's operational blueprint and business philosophy has always been the "4 RIGHT's" for every member: We deliver the RIGHT vehicle, at the RIGHT time, to the RIGHT place at the RIGHT price. The integrity of our business stems on our deep family roots in the automotive industry. We are and always will be family owned and operated with our future generations already in their infant stages today. We are committed to pioneering our industry for decades to come.	*
10	What are your company's expectations in the event of an award?	If awarded, this would be our 5th Sourcewell Contract and we would execute as such. We will continue to serve your members and provide them with excellent customer service while continuing to advance customer satisfaction. Along with implementing new business growth strategies that will ultimately launch us into new heights once again. Furthermore, we will launch our Partner Program detailed in the attached "marketing Plan Compressed" Zip file. This next generation application will give members the power to select upfitters they would like NAFG to partner with in providing satisfactory quotes and service. We see tremendous value in building out these mutually beneficial partnerships, so we can provide 100% satisfactory turnkey solutions to the members.	*
11	Demonstrate your financial strength and stability with meaningful data. This could include such items as financial statements, SEC filings, credit and bond ratings, letters of credit, and detailed reference letters. Upload supporting documents (as applicable) in the document upload section of your response.	To demonstrate NAFG's financial strength and stability, we have uploaded Bank Commitment letters under the Financial Strength Section of the online application. We have a direct line of credit of $52,000,00.00 that we are currently utilizing with our current and past Sourcewell Contracts. However, this number is not capped as we have the freedom to extend the cap to accommodate the revolving needs of the members. Referenced below is a short register of some of our market success from awarded government contracts that encompass over $140,000,000.00 worth of products and goods under our current Sourcewell Contract. A. City of San Diego, CA $ 72,000,000 contract under our Sourcewell Contract 120716-NAF. B. City of San Diego, CA $ 55,400,000 contract under our Sourcewell Contract 081716-NAF. C. Government Fleet Article Highlighting our transaction with the City of San Diego, CA procuring over 100 Police vehicles through NAFG Sourcewell Contract 120716-NAF. D. City of Los Angeles World Airports, CA Contract for $ 24,003,500 under Sourcewell Contract 120716-NAF for the procurement of 400 vehicles. E. City of Los Angeles Harbor, CA Contract Extension to $ 4,500,000 contract under Sourcewell Contract 120716-NAF. F. City of Los Angeles Harbor, CA Contract for $1,500,000 under our Sourcewell Contract 120716-NAF. G. City of Los Angeles Harbor, CA Renewal for another $ 1,500,000 under Sourcewell Contract Class 6, 7 and 8 Contract 081716-NAF. H. City of Costa Mesa, CA Contract $1,023,220 under our Sourcewell Contract 120716-NAF. I. Blanket Contracts with the State of Maryland, MD off our current Class 6, 7 and 8 Chassis Contract 081716-NAF. J. Blanket Contracts with the State of Maryland, MD off our Current Sourcewell Contract 120716-NAF. We have also attached our Commitment Letter's for unparallel support from leading nationally recognized upfit suppliers such The Knapheide Manufacturing Company. Along with regional suppliers such as Brand FX and Phenix Truck Body located in Southern California serve as regional support locations, whom we often work alongside to fulfill all member needs with past, present, and future orders with NAFG. Included are also Upfitter Recommendation letters to illustrate how National Auto Fleet Group has taken a proactive interest in building mutually beneficial relationship with our upfitters. Mutuality and reciprocity relationships between body companies and our dealer's are two of the key components that help members receive what they need in a smooth and efficient fashion. In addition, the adoption of our Class 6, 7, and 8 Contract from Anne Arundel County in the state of Maryland is as an example of how National Auto Fleet Group attracts and retains new clients by demonstrating to them there's a better and more efficient way of finding turnkey solutions. Lastly, we have attached supporting documents that help emphasize and exemplify our growth since our first awarded Sourcewell Contract in 2012. We sincerely hope it helps portray our commitment to building lifelong rapport and trust with our partner upfitters and members.	*
12	What is your US market share for the solutions that you are proposing?	. Of our respective brands and OEM's we represent, the US market share is estimated to be 60 – 75%.	*
13	What is your Canadian market share for the solutions that you are proposing?	It is difficult to estimate the market share for the brands and OEM's we represent, however we estimate that it should be the same 60 -75 % of the US share.	*
14	Has your business ever petitioned for bankruptcy protection? If so, explain in detail.	No.	*

15	How is your organization best described: is it a manufacturer, a distributor/dealer/reseller, or a service provider? Answer whichever question (either a) or b) just below) best applies to your organization. a) If your company is best described as a distributor/dealer/reseller (or similar entity), provide your written authorization to act as a distributor/dealer/reseller for the manufacturer of the products proposed in this RFP. If applicable, is your dealer network independent or company owned? b) If your company is best described as a manufacturer or service provider, describe your relationship with your sales and service force and with your dealer network in delivering the products and services proposed in this RFP. Are these individuals your employees, or the employees of a third party?	National Auto Fleet Group is a dealer network best categorized as "A" - Distributer/Dealer/Reseller and Dealer Partner for (15) OEM Manufacturers including Ford Motor Company, Chevrolet, RAM, GMC, Buick, Chrysler, Dodge, Jeep, Toyota, Nissan, KIA, BMW, Honda, Cadillac and Volkswagen, All orders are placed with the franchised dealer and ultimately titled directly to the member. All appropriate certification certificates and authorized DMV/Factory licenses may be found in the "Related Certification" section uploaded to this RFP. It should be noted we do not sell used equipment to members.	*
16	If applicable, provide a detailed explanation outlining the licenses and certifications that are both required to be held, and actually held, by your organization (including third parties and subcontractors that you use) in pursuit of the business contemplated by this RFP.	Required licenses include a Dealer's License, a Franchise issued by the Manufacture, a Department of Motor Vehicles License, as well as a Reseller's permit license. All which NAFG and Dealer Partner's hold. Please review our attachment documents in section "Related Certification" for licenses that we either solely own or are jointly owned by our partner dealers that pertain to this RFP. A list of all our licenses are below, some of which may not pertain to class 1-3 but to class 4-8. CA Certificate of Good Standing 200824810190 State of Florida License Certificates: VF/1000974/4 VF/1000950/1 VF/1046516/1 VF/1024619/2 VF/1024619/1 VF/1018615/1 VF/1021891/1 VF/1000974/3 VF/1105916/1 VF/1020705/1 VF/1000969/1 CA State Seller's Permit 101-135239 CA State Seller's Permit 245364864-00001 Department of Motor Vehicle, Vehicle Dealer/ License Number 97772 Department of Motor Vehicle, Vehicle Dealer License Number 97771 Department of Motor Vehicle, Vehicle Dealer License Number 43609 Bureau of Automotive repair Registration # ARD00296319 123120 CA State Seller's Permit 232781952-00001 City of Watsonville Business License Number 1792 City of Watsonville Business License Number 4358 Fictitious Business Names from Santa Cruz County for National Auto Fleet Group FBN: 2017-0000138 California General Resale Certificate Dun & Bradstreet Number: 023680653 Government of The District of Columbia Certificate Government of the District of Columbia Tax Registration # 7815888160711 City of Los Angeles Tax Registration Government of The District of Columbia CLEAN HANDS CERTIFICATION San Diego Freightliner Seller's Permit Commonwealth of Virginia State Corporation Commission Certificate State of Maryland Good Standing Certificate Kansas Department of Revenue for Kansas City Peterbilt New Jersey Department of Treasury Registration Certificate New Jersey Business Registration Notice of Compliance of the Canton City Codified Ordinance Employee Information Report for the State of New Jersey State of Maryland New Sales and Use tax License CA State Seller's Permit 98-037902 00006 South Carolina Department of Motor Vehicles License Number 36133 State of South Carolina Retail License Commonwealth of Kentucky Vehicle Dealer License 1583 20 100 State of West Virginia Dealer License Commonwealth of Kentucky Vehicle Dealer License 1581 20 036 State of Tennessee Vehicle Dealer License	*
17	Provide all "Suspension or Debarment" information that has applied to your organization during the past ten years.	Not Applicable, none.	*

Table 3: Industry Recognition & Marketplace Success

Line Item	Question	Response *	
18	Describe any relevant industry awards or recognition that your company has received in the past five years	National Auto Fleet Group's received its most prestigious award for Top Placement within Ford Motor Company as the leading dealership in Government Sales. In addition, our Chevrolet brand was highly ranked and honored 4/5 consecutive years by General Motors.	*
19	What percentage of your sales are to the governmental sector in the past three years	Within our fleet division, 90% of our contracts within the past three years have been with government accounts.	*
20	What percentage of your sales are to the education sector in the past three years	Within the past 3 years 90% of our sales have been to government accounts, 20% of which are within the education sector.	*
21	List any state, provincial, or cooperative purchasing contracts that you hold. What is the annual sales volume for each of these contracts over the past three years?	We hold the State of California contract with volumes from 200 to 500 units a year over the past three years. In addition, our Sourcewell Contract's 091219, 081716 and 120716 that we have maintained over the past three years has sold combined north of 400 million of Combined Quarterly Sales.	*
22	List any GSA contracts or Standing Offers and Supply Arrangements (SOSA) that you hold. What is the annual sales volume for each of these contracts over the past three years?	National Auto Fleet Group's focus lies on the Sourcewell Contract. NAFG holds no other GSA contract, Standing Offers, or Supply Arrangements other than the State of California contract. Our annual sales volume is estimated to be north of $200 million.	*

Table 4: References/Testimonials

Line Item 23. Supply reference information from three customers who are eligible to be Sourcewell participating entities.

Entity Name *	Contact Name *	Phone Number *	
Port of Los Angeles, CA	Mr. Dave Comer	310-72-3794	*
County of Venture, CA	Mr. Jorge Bnilla	805-672-2044	*
City of Austin, TX	Mr. Matt Sager	512-978-2637	*
County of San Joaquin, CA	Mr. David Myers	209-468-9745	
City of Palo Alto, CA	Ms. Danitra Bahlman	650-496-5920	

Table 5: Top Five Government or Education Customers

Line Item 24. Provide a list of your top five government, education, or non-profit customers (entity name is optional), including entity type, the state or province the entity is located in, scope of the project(s), size of transaction(s), and dollar volumes from the past three years.

Entity Name	Entity Type *	State / Province *	Scope of Work *	Size of Transactions *	Dollar Volume Past Three Years *	
City of Austin	Government	Texas - TX	Purchaser	10-15 Vehicles at once, Vans and SUVs	Over 1M	*
Los Angeles Department of Water and Power	Government	California - CA	Purchaser	Over 120 Vehicles, Vans and SUVs	Over 3M	*
Port of Los Angeles	Government	California - CA	Purchaser	Over 80 Trucks, Vans and SUVs	Over 2M	*
Anne Arundel County	Government	Maryland - MD	Purchaser	Over 40 Trucks, Vans and SUVs	Over 1M	*
City of San Diego	Government	California - CA	Purchaser	Over 500 Trucks, Vans, SUV'	Over 15M	*

Table 6: Ability to Sell and Deliver Service

Describe your company's capability to meet the needs of Sourcewell participating entities across the US and Canada, as applicable. Your response should address in detail at least the following areas: locations of your network of sales and service providers, the number of workers (full-time equivalents) involved in each sector, whether these workers are your direct employees (or employees of a third party), and any overlap between the sales and service functions.

Line Item	Question	Response *	
25	Sales force.	Our sales force consists of direct and an indirect sales force. Our direct sales force consists of direct employees and partner dealers, which exceeds an employee count of 300 personnel both full time and part time. Many of our sales force are spread across the US and we leverage our relationships with our larger class dealerships to service the members lower class vehicle needs as well. A cross sales force. These individuals help support our dealerships and NAFG Fleet Division directly. On the other hand, our indirect sales force made up of upfitters and partner suppliers consists of over 100 personnel with our partner network and sales force growing annually. With both direct and indirect sales force staff working together, NAFG has been able to successfully grow, maintain and service the demand of the members. As the number of your members grow, we will continuously welcome more staff to not only meet customer demand, but also to exceed customer expectations.	*

26	Dealer network or other distribution methods.	Our franchise network in Canada and the U.S. is fortunately second to none. Our 15 proposed OEMS previously mentioned, all of which have established a presence nationwide with factory stores strategically placed where all members can receive service and complete warranty repairs with their respective products. Simple put the North American and Canadian automobile supply chain network is one of the best in the world. Of the 15 brands we represent, the OEMs have put in place a dealer network across all 50 states that will allow us to best serve all members.
27	Service force.	The 15 manufactures we represent have thousands of service locations that would be easily accessible to all your members. Service centers and warranty repair facilities for all 15 OEMs are ample and ready to help service our members and their needs. However, Alaska and Hawaii may be exceptions as they may have farther distances between franchises where members can utilize the repair services.
28	Describe the ordering process. If orders will be handled by distributors, dealers or others, explain the respective roles of the Proposer and others.	The member may order their vehicles by navigating to our website, www.NationalAutoFleetGroup.com and going through the step-by-step process to generate an online quote or by calling one of our representatives at 855-289-6572 or by sending NAFG an email at Fleet@NationalAutoFleetGroup.com. Orders are then processed directly to the manufacturer who will work to supply the vehicle to the ship-to location for upfittinig or end user desired delivery location.
29	Describe in detail the process and procedure of your customer service program, if applicable. Include your response-time capabilities and commitments, as well as any incentives that help your providers meet your stated service goals or promises.	To best demonstrate our Customer Service program, kindly reference the ZIP file "Member Walk Through" that is attached in the Additional Documents folder. Please begin with and review in order that is explained below: How Members Can Get Quotes Online: A member can obtain most quotes by visiting our website www.NationalAutoFleetGroup.com where a simple one step form is needed for registration. This is to protect the price information from nonmembers. Once a member registers they will receive an automated welcome email with a demo video on how to use our site. Members will gain access to there very own dashboard which will house all there quotes in one safe secure login. Member's can select which brand they are looking for and model year. Our site shows all the categories the brand offers such as: Cars, Vans, SUV's Trucks and Chassis Cabs. Members will then be able to drill down for the right selection by picking from the filter menu of what cab there looking for (Regular, Extended or Crew) to 2 wheel or 4 wheel drive down to the bed length there looking for. All factory options are then presented for the member to select from, this will show all current factory orderable options, taking the guess work out for the member. Once a member selects a desire build, they will see there Sourcewell Price report showing the MSRP, there contract price, the saving in real dollars and as a percentage. In the PDF example you can see a saving of $ 9,175.96 of 22.345% to the member showing a significant savings. Members then can chose to add extra's to there order like extra keys' service manuals, sales tax and even request an upfit to be added to there quote. Lastly they will be given a complete turn key quote package to print which will include there customized Quote ID, Description and Specifications of what they built. How Members and Upfitters can Partner with NAFG: Our dedicated website www.NAFGPartner.com was built to accommodate the member who would like a certain upfitter to upfit there vehicles. It was also built for upfitters to have a place to go where they can find information on how to partner with NAFG to better serve there local members. Example of A Member with Upfit Quote: This is an example of how we use our Cab Chassis and combine them with an upfit to provide a turnkey solution for the member in a simple to follow format. ETA System for Members Walk Through: This is where members can easily come to our website, the same website they built there chassis on and track there order like they would a UPS package. We have a very simple display on our homepage "Track your order" where members can enter one of the following: Purchase Order Number, Quote ID, Upfit Quote ID or vin to easily see there in the process there particular order is in. Courtesy Confirmation Explained: After NAFG receives an order from a Member, we always like to send them a Courtesy Confirmation. This is were the member will double check some particulars on there order like, Color, Quantity, Upfit and Specification's are all correct before order placement. We also like to ask for title information at this point so we can help process the paperwork at delivery promptly. Factory Order Cut Off Notices: Here is were we like to highlight were members can access any upcoming factory order cut off dates. We walk them through the process step by step to ensure everyone knows the upcoming order cut off date, we even print this information (if known at the time) right on the cover page of there quotes. Validation Walk Through Example: To demonstrate a price validation, we show what a member would see when they build a truck on our site. At check out the member would see the Total Configured MSRP of $ 35,730.00, A Sourcewell Price of $ 27,331.68, Total Saving of $ 8,398.32 or 23.505% for a 2020 F-250 followed by the pricing page which shows the Minimum Discount of at least 18.50%. As you see we provided an additional 5% discount on top of the 18.50% contract discount. This would be the case in most instances.
30	Describe your ability and willingness to provide your products and services to Sourcewell participating entities in the United States.	Our willingness and ability to service members nationwide is unparalleled. We have dedicated staff 5 days a week, from 7am to 7pm standing by ready to assist any member help find the best solution for there needs even if helping assist them to the best Sourcewell Contract that could be a solution. We have a dedicated live chat feature on our online quote generating website in case any member has any trouble at all in building there quotes. NAFG has established a chain of suppliers who are at the ready to serve if called upon by any member. We are here to help.
31	Describe your ability and willingness to provide your products and services to Sourcewell participating entities in Canada.	We are willing and eager to soon extend our business model and network into Canada. We believe partnering with local Canadian based dealer groups is key to success in the Canadian market. NAFG's competitive pricing as well as a simple US Dollar to Canadian conversation will help NAFG expand into the Canadian market for participating Sourcewell members.
32	Identify any geographic areas of the United States or Canada that you will NOT be fully serving through the proposed contract.	National Auto Fleet Group will handle servicing 100% of all geographic areas located in the United States. Although it is unclear what unseen obstacles we may face in Canada, NAFG is committed to building the same model to service Canada and providing the same level of customer satisfaction, service, and care as in the United States.

33	Identify any Sourcewell participating entity sectors (i.e., government, education, not-for-profit) that you will NOT be fully serving through the proposed contract. Explain in detail. For example, does your company have only a regional presence, or do other cooperative purchasing contracts limit your ability to promote another contract?	NAFG will continue to service all Sourcewell Members through our 24 hour a day, 7 days a week online portal with the exclusion of Non-Profits. Unfortunately, Non-Profits are often not eligible for the same discount's government entities are qualified for. However, Non-Profits are subject to a different pricing program and will be evaluated on a case to case basis.	*
34	Define any specific contract requirements or restrictions that would apply to our participating entities in Hawaii and Alaska and in US Territories.	The only possible logistical constraints we may face is the shipping constraints for shipments arriving in Alaska, Hawaii and US Territories. For example, we often provide members in Alaska or Hawaii with vehicles that often have upfits. To circumvent this potential issue, members allow us to add these extra shipping and port costs to their quotes.	*

Table 7: Marketing Plan

Line Item	Question	Response *	
35	Describe your marketing strategy for promoting this contract opportunity. Upload representative samples of your marketing materials (if applicable) in the document upload section of your response.	National Auto Fleet Group encompasses a variety of marketing strategies to promote our products and services to streamline the vehicle purchasing process for government entities. Below are a few strategies used to serve as the gateway between our business and public agencies. Website and Inbound Marketing: The creation of a professional customer-focused website is one of our main features to market our products and services. The NAFG website encourages our members to interact and browse through products offered along with pricing and information about National Auto Fleet Group. Inbound marketing is created when potential members are directed to the company website. With this method, we are able to not only connect with members but to put the purchasing ability into the hands of each member. Our inbound marketing strategy attracts members by creating valuable content and experiences tailored to the needs of each individual. Examples include email campaign flyers on our products, informative and how-to videos, social media and engaging members with top-notched customer service to build brand awareness. Email Marketing: One of the main strategies used to engage current and potential members is Email Marketing. Our emails include different types of flyers that consist of information of the Sourcewell contract, promoting manufacturer brands, holiday themed flyers, discounts offered to first time buyers, important cutoff date reminders and upcoming products and events. The use of marketing campaigns plays a major role in enhancing the growth of our client database. Emails are a big part of our daily lives due to government agency employees utilizing emails as their main source of communication. We use campaigner.com as the emailing platform to reach our target members. Videos and descriptive images are used on all flyers and are compatible with a desktop or mobile device. Messages are short and to the point with links leading to the Sourcewell and NAFG homepage. The Campaigner email system allows the ability to track email activity based on open rate, unsubscribes and link clicks which is beneficial to understanding email effectiveness. Once potential members are directed to our website, they are welcomed with a wide range of options to explore an array of our products and services. They are able to register to become a member, view pricing, explore available in-stock vehicles, view how-to-videos, build a vehicle online to request an immediate quote or use our live chat assistant or call/email for live support. Face to Face Marketing Strategies: This strategy has proven to be successful in generating leads and creating lasting relationships by developing genuine connections with prospective members. National Auto Fleet Group attends several trades shows per year to engage members and put a face to the company. This in person meeting aids to build the brand by nurturing relationships between members and other vendors associated through the process. Trade shows attended include GFX, IAPPO, NIGP, ACT, CAPPO, and CASBO throughout the United States. NAFG has many opportunities to make in person presentations to propose products, services offered and to answer any questions potential members may have. These PowerPoint Presentations include topics on NAFG/Sourcewell process, how to facilitate the vehicle purchasing without bidding, informational videos, and the brands and services we provide. These meetings have been held at local cities, counties, school districts, water districts and ports. Relationship Marketing is a vital strategy used in building and maintaining long-term relationships practiced by National Auto Fleet Group on a daily basis. NAFG strives to create a positive and supportive connection with members by providing personalized and responsive customer service practices. The sales team has worked tirelessly to focus on providing outstanding customer support to create a powerful rapport with existing and new members. By going above and beyond, they have enhanced existing relationships and executed customer loyalty with repeat businesses. They strive to deviate from the "Car Salesperson" mentality which is 100% sales driven to a more product and customer service approach by instilling a sense of confidence in our clients. The goal is to regularly assist clients and address any needs and concerns even after the purchase has occurred. The strive to focus on solution selling vs. product selling develops into a mutually beneficial agreement for members and the business. Below are a few examples on successful relationship marketing from our Fleet Department: We had a member call in to request financing/lease options for a truck needed through our National Auto Fleet Group/Sourcewell vehicle contract. I contacted another Sourcewell vendor, Matt Geiselhart from NCL Gov Capital and he was happy to assist with a financing quote. The member also requested to trade in a current vehicle in their fleet and was directed to Govdeals for assistance in removing the outdated unit through an auction. The member was able to utilize three Sourcewell contracts to complete his transaction which simplified the entire process. The member was very satisfied with the amount of care and ease through his experience and became a repeat customer. By utilizing a cross-selling strategy, National Auto Fleet Group became his one stop shop to fulfill all fleet vehicle purchasing needs. "I had a member call in desperate to obtain a new truck because an employee had gotten into a serious accident and had the truck totaled. Due to covid restrictions, most manufacturers are currently experiencing microchip shortages which relays to production delays at the factory. We were able to direct buyer to our in-stock inventory on the NAFG website and member was ecstatic to locate truck to meet their needs. Instead of having to wait 30 weeks to receive the new vehicle, member was able to obtain the new truck within 3 weeks."	*

"I once had a member contact us two years after purchasing a vehicle from us. They had a malfunction with the liftgate on the box truck which caused a logistical nightmare. I was able to contact one of our body vendors that upfitted the lift gate installation and a service technician was able to go onsite to resolve the liftgate issue at no additional cost. The member was very impressed with the quality of our customer service even after purchase. "

"I had a member request a ¾ ton truck pricing but was unsure about their budget at the time. I took the time to go through each option with the client to provide a Sourcewell pricing quote through multiple manufacturers from Ram, Chevrolet and Ford. This empowered the member to have multiple pricing options for review to align with their budget as well as eliminating the need to shop anywhere else. "

"We work with many body companies to assist customers with the body upfitting process. One of our members called in a request to expedite a particular vehicle that was held up at one of their local body upfitters. I contacted the body company representative and put in a request to expedite the upfitting per request of the member. The body company was able to comply with the request and delivery was made sooner than expected."

Word-of-Mouth Marketing: The positive quality of service has led to more sales based on previous customers' impressions on their experience. NAFG's goal is to provide exemplary customer service throughout the entire purchasing process to encourage repeat business and advocate services to other members. NAFG has been fortunate to experience multiple instances of leads generated based solely on word-of-mouth marketing though our existing customers.

Cross-promotion: National Auto Fleet Group is currently collaborating with another Sourcewell Vendor, NCL Government Capital to promote each other's products and services. NCL Government Capital specializes in providing competitive equipment financing programs for municipalities and public education entities across the United States. As a team, NCL and NAFG produced a variety of marketing materials such as videos, flyers and info graphs to promote purchasing and leasing opportunities.

Hoglund Bus Company is another cross-promotion vendor NAFG had the opportunity to create a partnership with. Flyers were created to advertise Chassis from NAFG along with a variety of bus bodies from Hoglund Bus Company.

With cross-promotion, companies exchange knowledge and provide endorsements on websites, social media, and email campaigns. This strategy creates an influx of new leads, brand awareness, increased sales and recurrence of customers. National Auto Fleet Group will continue to create new partnerships and facilitate more cross-promotion opportunities in the near future to provide turnkey solutions for a variety of vehicle purchasing needs.

Coming in 2022, National Auto Fleet Group will be launching a NAFG Partner Website to further increase business growth. The website www.nafgpartner.com is expected to launch next year in 2022. The site encourages body upfitting companies throughout the United States to partner up with NAFG to become a preferred member. The benefits of becoming a preferred member include endorsements on website and social media avenues along with word-of-mouth referral for clients with upfitting needs. Our dedicated public relations representative will conduct phone and in person meetings to discuss the advantages of partnering up with NAFG, therefore generating more cross-promotion opportunities.

Members from government agencies are encouraged to go on the site to search for local body upfitting companies they are interested in working with. As a prerequisite in becoming a preferred vendor, they are required to advertise NAFG and the Sourcewell contract on their business website and refer their clients to purchase their cab/chassis needs through NAFG. This establishes a partnership that will generate increased sales all around. We are still currently building the website and interacting with body companies across the United States that would be interested in partnering up with NAFG.

36	Describe your use of technology and digital data (e.g., social media, metadata usage) to enhance marketing effectiveness.	Social media plays a crucial element in the way people communicate and connect with each other. LinkedIn is the go-to platform used by NAFG as it offers a variety of ways to expand our network by locating and connecting with relevant professionals in the industry. National Auto Fleet Group has utilized LinkedIn to engage current and potential members through personalized messages and posts. Personalized messages include thanking them for registering on site as well as directing them to on our link to the website, LinkedIn, YouTube, Facebook and Instagram company pages. The goal is to unite with people already on our database as well as people that would benefit from our products and services. Current flyers or messages about our company are also posted on the LinkedIn site to generate and attract more business. Time is also spent on reading posts from connections and observe any needs that National Auto Fleet Group may assist with. National Auto Fleet Group has begun utilizing video marketing strategies to further promote and market products by engaging on social media channels and email flyers. Programs such as Vimeo, Video Scribe, Cartoon Animator, Adobe Animate, Illustrate, Captive, Photoshop and Movavi Video Editor Plus are employed to edit and create videos to assist in endorsing our company. The following videos were recently created by our marketing department along with outside video production companies: Explainer Video: The first video created was a 90 second explainer video about National Auto Fleet Group that used animated characters to visualize our products and services along with information on the Sourcewell awarded contract. The video has been incorporated into all our weekly email flyers and social media platforms as an informative video on our products and how to purchase vehicles off Sourcewell Government Contract. How To Videos: National Auto Fleet Group has also created step-by-step How-To videos on the process to purchase both Light Duty and Heavy-Duty vehicles off the contract. In Stock Vehicles: This video showcases our in-stock vehicles available and the process of requesting a quote. ETA Tracking System: This video was created to not only introduce but to encourage clients to self-track their vehicle status. Holiday Themed Videos: These amusing videos were created to celebrate the holidays and add humor and lightness to our company and products sold. Cross Promotion Video: This video markets our relationship with NCL Government Capital and Sourcewell to endorse EV vehicles. Videos for social media: Mini videos were created to advertise new vehicles available, pricing and cutoff date reminders. NAFG has recently introduced a newly built live chat feature on our website for customer convenience as well as improving customer service. Visitors have access to chat with a live sales representative 24 hours a day, 7 days a week. With this feature potential customers are provided with another avenue for assistance in addition to emailing and phone calls. The benefits of a live chat option include quicker response time to assist buyers in reaching a purchasing decision and answer their questions. Improving customer service will also lead to increased sales, customer loyalty and engagement. Many studies have shown a strong correlation between live chat and increase in conversion rates. Potential clients appreciate having their questions answered in real-time when trying to build a vehicle quote online and allowing the user to multi-task different projects.
37	In your view, what is Sourcewell's role in promoting contracts arising out of this RFP? How will you integrate a Sourcewell-awarded contract into your sales process?	Sourcewell's mission states: "Our commitment to service and exceeding client expectations." This statement integrates with our relationship marketing strategy with our commitment to go above and beyond for all our members. Sourcewell is a trusted brand that government entities can rely on to access a wide variety of products and services for their everyday needs. With over 40 years of partnerships and relationship building, they are the glue that connects government, education, and nonprofit agencies to companies of all sizes to offer turnkey solutions to their needs. Sourcewell is also a reliable resource for vendors by not only connecting with potential prospects but by providing valuable marketing materials readily available for download on their website. Resources and tools provided include flyers, vendor training videos along with compliance information. The Sourcewell brand integrates a thorough documentation review of all vendors prior to awarding their cooperative contracts to ensure products and services are from reputable vendors. The brand provides a sense of legitimacy of our company name and members recognize that products and services are from reliable sources that will meet their needs. Sourcewell's aim is to simplify the purchasing and procurement process of government entities by eliminating the costly bidding procedure. The process of researching the right vendor is not only stressful and time-consuming but can be expensive as well. Sourcewell has completed the bidding for government entities which simplifies the overall purchasing process by providing access to competitively bid contracts procured by a government agency. Sourcewell has provided NAFG with overwhelming opportunities to work with government agencies across the United States. The Sourcewell name represents a high standard of integrity and ethics which is a dynamic National Auto Fleet Group is proud to be part of. Sourcewell members have access to a contract that is more flexible than the standard bidding process. Sourcewell is an organization that aids government entities to stay competitive without the frustrations and issues involved with the traditional bidding process. This contract can be customized to meet the unique needs of each client. The sales team has incorporated not only this standard of integrity in their sales practice ensuring clients' purchasing needs will always be met. The cost savings and stress-free nature of the cooperative contracts favors that of the traditional bidding process. It enables vendors to work with qualifying government entities in a more efficient manner. We vow to maintain these levels of standards across the board throughout all departments within the company.

38	Are your products or services available through an e-procurement ordering process? If so, describe your e-procurement system and how governmental and educational customers have used it.	Our website provides a hands-on empowering approach to ordering vehicles online. Clients can search through many vehicles makes and models with the ability to customize a vehicle tailored to their specific needs of their agency. A personalized quote with pricing can be available in as little as 5 minutes depending on the complexity of the vehicle. If upfitting is needed, the buyer can list the details of the up-fit while building their vehicle on our website to receive a complete quote or a sales representative can be reached through phone, email or our new live chat feature built on our website. We have recently created and uploaded a "How-To Videos" section on the homepage of our website which highlights a step-by-step process on how to build an online quote. This informative video demonstrates how to navigate the website in how to generate a vehicle quote with or without upfitting options. It begins by explaining how to register on our website as a member and then details on how to select vehicle model and type and the factory options needed. Once a customized quote is built, clients have the option to finalize the sales transaction by submitting a purchase order to our sales team via email. This gives complete autonomy to the client to purchase vehicles without the need to speak to a sales rep. If assistance is needed, they can contact sales through email, live chat or phone. If assistance is required to build a quote, our sales rep is also available to walk a client through the e-procurement process step by step. This ensures someone is available to answer any questions if needed and empowering the client to make any future purchases on their own. Clients may also call or email the needs of the company and receive a customized vehicle quote.	*

Table 8: Value-Added Attributes

Line Item	Question	Response *	
39	Describe any product, equipment, maintenance, or operator training programs that you offer to Sourcewell participating entities. Include details, such as whether training is standard or optional, who provides training, and any costs that apply.	National Auto Fleet Group extends any and all product, equipment, maintenance and operating programs provided by the Manufacturer directly to Sourcewell participating entities during the quoting process. The manufacturer will provide quotes to the member based on the vehicles class and size, and geographic location. NAFG will always pass these quotes onto members and treat them like an upfit to the vehicle.	*
40	Describe any technological advances that your proposed products or services offer.	Technological accomplishments by Manufactures like Ford Motor Company and General Motors serve members by keeping many models available for members to choose from. Additionally, NAFG allows members the ability to choose to electrify their vehicle by opting into the Motive Power Systems we can still help supply this kind of an upfit. For more information, we have attached the product and pricing information within the "Upfits Available" and "All 15 Manufactures" ZIP files under the supporting documents portion of the application.	*
41	Describe any "green" initiatives that relate to your company or to your products or services, and include a list of the certifying agency for each.	. National Auto Fleet Group helped create the Climate Mayor Purchasing Collaborative by partnering with over 400 Mayors nationwide. This initiative was created for the benefit of members who wanted to create and sustain an all-electric fleet. We offer 100% purely electric vehicles your members to choose from. Some popular models include the Chevrolet Bolt, Ford Fusion, Ford Mustang Mach-E, as well as Ford's all electric F-150. We are confident that as more OEM's continue to manufacture new electric vehicles, we will provide them for members to select from. More information about this initiative can be found at www.Driveevfleet.org	*
42	Identify any third-party issued eco-labels, ratings or certifications that your company has received for the equipment or products included in your Proposal related to energy efficiency or conservation, life-cycle design (cradle-to-cradle), or other green/sustainability factors.	NAFG has the California Air Resource Board (CARB) Certificate as well as the Ford Qualified Vehicle Modifier Certificate on file with some of our partner suppliers and upfitters hold these certifications and these certifications help illustrate how each vehicle conserves energy and remains energy efficient.	*
43	Describe any Women or Minority Business Entity (WMBE), Small Business Entity (SBE), or veteran owned business certifications that your company or hub partners have obtained. Upload documentation of certification (as applicable) in the document upload section of your response.	NAFG holds a current partnership with many suppliers some of which are veteran owed such as Pacific Truck Body located in CA. Our Ford, Chevrolet and Ram,Jeep,Dodge,Chrysler stores are jointly owned and operated by Minorities.	*
44	What unique attributes does your company, your products, or your services offer to Sourcewell participating entities? What makes your proposed solutions unique in your industry as it applies to Sourcewell participating entities?	. National Auto Fleet Group was not only built on dedication and hard work, but also through quantifiable metrics that directly measure the results of our efforts to ensure real goals are being measured and met. Through measuring results, NAFG takes responsibility in ensuring we deliver only the best customer care to your members. NAFG offers members 24 hour website access to customer support to personably walk members through any questions they may have. No matter what the issue may be, we always think outside the box to help members find a solution.	*

Table 9A: Warranty

Describe in detail your manufacturer warranty program, including conditions and requirements to qualify, claims procedure, and overall structure. You may upload representative samples of your warranty materials (if applicable) in the document upload section of your response in addition to responding to the questions below.

Line Item	Question	Response *	
45	Do your warranties cover all products, parts, and labor?	Each of the 15 manufactures we represent cover their own products, parts, and labor. All warranty information may be found in our attachments under the ZIP File "All 15 Manufactures".	*
46	Do your warranties impose usage restrictions or other limitations that adversely affect coverage?	Prior to purchase, members should be aware of each manufacturer's restrictions. Such as improper use of the vehicle may result in disqualification of coverage under the OEM's warranty. An example of this may be an F-350 being used for a police related pursuit, which may void certain warranties. Although, we always welcome and encourage members to contact us for their particular warranty coverage.	*
47	Do your warranties cover the expense of technicians' travel time and mileage to perform warranty repairs?	In some cases, manufacturers will tow a member's vehicle to the nearest warranty repair facility in case of a breakdown and cover expenses, but prior approval is required.	*
48	Are there any geographic regions of the United States or Canada (as applicable) for which you cannot provide a certified technician to perform warranty repairs? How will Sourcewell participating entities in these regions be provided service for warranty repair?	This may vary from manufacturer to manufacturer. Thus, we encourage members to call in prior to purchase and inquire about their specific region and how their warranty repairs will be covered with their manufacturer.	*
49	Will you cover warranty service for items made by other manufacturers that are part of your proposal, or are these warranties issues typically passed on to the original equipment manufacturer?	All warranties are typically passed on to the original equipment manufacturer and any upfit warranty will be passed on to the upfitter to perform.	*
50	What are your proposed exchange and return programs and policies?	If a member changes their mind, NAFG will quickly make every effort to change or cancel the order with the factory. However, once the manufacturer begins producing the vehicle, there are no changes, exchanges, or refunds available. The order is then deemed non-cancellable. This includes any upfit equipment an upfitter has ordered for the unit.	*
51	Describe any service contract options for the items included in your proposal.	NAFG offers any and all manufacturer service contracts for all members. There are several parameters in which a service contract may be customizable. These customized service contracts will be treated as add factory options and following the same discount schedule provided in the pricing file.	*

Table 9B: Performance Standards or Guarantees

Describe in detail your performance standards or guarantees, including conditions and requirements to qualify, claims procedure, and overall structure. You may upload representative samples of your performance materials (if applicable) in the document upload section of your response in addition to responding to the questions below.

Line Item	Question	Response *	
52	Describe any performance standards or guarantees that apply to your services	The only guarantee we can ever provide is the guarantee that we will treat and help every member that contacts with respect, integrity and professionalism.	*
53	Describe any service standards or guarantees that apply to your services (policies, metrics, KPIs, etc.)	NAFG and staff uphold high standards with how we provide service to the members, not only holding each other accountable but by embracing member feedback of how we can improve. Then we act upon it and implement improvements.	*

Table 10: Payment Terms and Financing Options

Line Item	Question	Response *	
54	Describe your payment terms and accepted payment methods?	Standard payment terms are Net 20, with a 10 – day grace period.	*
55	Describe any leasing or financing options available for use by educational or governmental entities.	In order to provide leasing or financing options, NAFG has partnered with National Cooperative Leasing to offer leasing terms for Sourcewell members for all NAFG quotes under the Sourcewell contract. For further review, we have attached a PDF called "NCL Sample Lease" in the "Member Walk Through" Zip file.	*
56	Describe any standard transaction documents that you propose to use in connection with an awarded contract (order forms, terms and conditions, service level agreements, etc.). Upload a sample of each (as applicable) in the document upload section of your response.	National Auto Fleet Group's transaction process (Purchase Order) is closely tracked, well documented, and neatly organized to monitor each transaction performed through our Sourcewell Contract. This way, NAFG may produce swift and accurate quarterly reporting.	*
57	Do you accept the P-card procurement and payment process? If so, is there any additional cost to Sourcewell participating entities for using this process?	Yes, NAFG accepts up to $2,500 per vehicle. However, any dollar amount higher than $2,500 will require a P-card/ Credit Card transactional fee that would be passed onto the member.	*

Table 11: Pricing and Delivery

Provide detailed pricing information in the questions that follow below. Keep in mind that reasonable price and product adjustments can be made during the term of an awarded Contract as described in the RFP, the template Contract, and the Sourcewell Price and Product Change Request Form.

Line Item	Question	Response *	
58	Describe your pricing model (e.g., line-item discounts or product-category discounts). Provide detailed pricing data (including standard or list pricing and the Sourcewell discounted price) on all of the items that you want Sourcewell to consider as part of your RFP response. If applicable, provide a SKU for each item in your proposal. Upload your pricing materials (if applicable) in the document upload section of your response.	National Auto Fleet Group is offering Line-Item Discounts Off Manufacture Suggested Retail Price for 15 manufacturers that is detailed in the Price File. NAFG will also offer any Upfits to be added to any and all vehicles' that members wish to add. Details are located on the Price Summary Page in the Price File.	*
59	Quantify the pricing discount represented by the pricing proposal in this response. For example, if the pricing in your response represents a percentage discount from MSRP or list, state the percentage or percentage range.	NAFG has an provided offerings from 15 Brands/OEMS and there respective percentage off vary and are detailed in the "Price File" zip Each Manufacture Range is detailed in the tabs below, here is an overview. Chevrolet from -.077 to 24.45 % Ford Motor Company from -5.19 to 23.31 % GMC from 6.14 to 22.45 % Ram from 4.99 to 14.23 % Dodge from 3.09 to 9.96 % Jeep from 1.38 to 4.17 % Chrysler from 1.65 to 4.55 % Toyota from .03 to 8.98 % Honda from 1.34 to 4.9 % Nissan from -.085 to 14.61 % Buick from 2.36 to6.08 Kia from .69 to 8.39 % BMW from 3.8 to 4.77 % Cadillac from 4.22 to 6.77 % Volkswagen from 2.17 to 2.46 %	*
60	Describe any quantity or volume discounts or rebate programs that you offer.	If clients are considering an order of 150 or more units, we encourage members to contact us for any additional discounted quotes.	*
61	Propose a method of facilitating "sourced" products or related services, which may be referred to as "open market" items or "nonstandard options". For example, you may supply such items "at cost" or "at cost plus a percentage," or you may supply a quote for each such request.	"Open Market" products or "Sourced Goods" will be considered and treated as regular upfits. However, they may be quoted up to a 10% mark up, if applicable.	*
62	Identify any element of the total cost of acquisition that is NOT included in the pricing submitted with your response. This includes all additional charges associated with a purchase that are not directly identified as freight or shipping charges. For example, list costs for items like pre-delivery inspection, installation, set up, mandatory training, or initial inspection. Identify any parties that impose such costs and their relationship to the Proposer.	All considerations have already been taken into account in its entirely. The Price Summary Page and Price Table contained in the price file includes all considered costs. Although if a member requested a specialized quote for a unique situation that requires special training, direction, or installation, the additional costs would be added as a part of the upfit and then included inside the member's quote.	*
63	If freight, delivery, or shipping is an additional cost to the Sourcewell participating entity, describe in detail the complete freight, shipping, and delivery program.	All manufactures charge a standard "Factory Destination Charge". However, that is separate from the freight/destination cost that members may incur to ship a vehicle to and from an installer, if applicable. These subsequent locational movements may bare additional freight costs that will be outlined within the members quote for their review prior to purchase.	*
64	Specifically describe freight, shipping, and delivery terms or programs available for Alaska, Hawaii, Canada, or any offshore delivery.	Freight, shipping, and delivery terms among these regions sometimes carry additional logistical charges for added ferry, port and driver costs from both to and from the mainland. These added costs will be disclosed on the quote for members to review and approve prior to purchase.	*
65	Describe any unique distribution and/or delivery methods or options offered in your proposal.	National Auto Fleet Group already has a well-established Automobile Franchise Distribution Network that allows for swift and relatively seamless delivery to members and their end users.	*

Table 12: Pricing Offered

Line Item	The Pricing Offered in this Proposal is: *	Comments
66	c. better than the Proposer typically offers to GPOs, cooperative procurement organizations, or state purchasing departments.	NAFG Strives to offer the best overall value to the member with each and every quote.

Table 13: Audit and Administrative Fee

Line Item	Question	Response *	
67	Specifically describe any self-audit process or program that you plan to employ to verify compliance with your proposed Contract with Sourcewell. This process includes ensuring that Sourcewell participating entities obtain the proper pricing, that the Vendor reports all sales under the Contract each quarter, and that the Vendor remits the proper administrative fee to Sourcewell. Provide sufficient detail to support your ability to report quarterly sales to Sourcewell as described in the Contract template.	Sourcewell participating members are able to obtain proper pricing directly from our website, where they are able to use our user-friendly design to build and price their vehicles. The NAFG is updated daily to reflect updated manufacturer MSRP information. Our system will provide members with an accurate quote 99.99% of the time. In addition, NAFG has a stream line and organized process hat calculates administrative fees and allows NAFG to give a turnaround time of 15 – 30 days for quarterly reports.	*
68	If you are awarded a contract, provide a few examples of internal metrics that will be tracked to measure whether you are having success with the contract.	One of the internal metrics NAFG uses to track and measure success with the Sourcewell Contract is maintained through our website. Our website keeps a detailed log of quotes that members are generating. We oversee and keep track of how many quotes are being generated and which quotes are met with a purchase order. Every month we evaluate our sales indicators and closely monitor the volume and frequency of sales. One example is by evaluating which members are purchasing from our platform – new members or frequent members to ensure we are growing our member base. We use these metrics to measure our projected growth rate and work to exceed our expectations.	*
69	Identify a proposed administrative fee that you will pay to Sourcewell for facilitating, managing, and promoting the Sourcewell Contract in the event that you are awarded a Contract. This fee is typically calculated as a percentage of Vendor's sales under the Contract or as a per-unit fee; it is not a line-item addition to the Member's cost of goods. (See the RFP and template Contract for additional details.)	NAFG will submit $ 300 per vehicle purchased through NAFG and $ 200 per vehicle purchased though our partner dealer Alan Jay Automotive. For the purpose of an admin fee there are no other partner dealer groups considered.	*

Table 14A: Depth and Breadth of Offered Equipment Products and Services

Line Item	Question	Response *	
70	Provide a detailed description of the equipment, products, and services that you are offering in your proposal.	NAFG has provided a "Model Roll Out" Charts in the "Price File" zip, but of the 15 manufacturers we represent, they have over 100 makes and models for members to choose from that range from Class 1-3 and supporting Class 4 Cab and Chassis trucks. NAFG's platforms can add any upfit of their choosing, ranging from toolboxes to Line Mechanic Bodies. Any and all upfits can be added to any one of our vehicles through one of our upfit partner suppliers or by an upfit supplier of the members choosing. NAFG and the supplier will work together to supply members with turnkey quotes.	*
71	Within this RFP category there may be subcategories of solutions. List subcategory titles that best describe your products and services.	National Auto Fleet Group lists the makes and models of all 15 manufacturers we represent under the ZIP File "All 15 Manufactures". These 15 OEMs make up over 100 combined makes, models, and engine combinations for members to select from along with several subtitle "Upfits" detailed for members in the price file.	*

Table 14B: Depth and Breadth of Offered Equipment Products and Services

Indicate below if the listed types or classes of equipment, products, and services are offered within your proposal. Provide additional comments in the text box provided, as necessary.

Line Item	Category or Type	Offered *	Comments
72	Automobiles	◉ Yes ○ No	15 Manufacturers totaling well above 700 makes and models
73	Sport Utility Vehicles	◉ Yes ○ No	15 Manufacturers totaling well above 700 makes and models
74	Vans	◉ Yes ○ No	15 Manufacturers totaling well above 700 makes and models
75	Trucks	◉ Yes ○ No	15 Manufacturers totaling well above 700 makes and models
76	Vehicles described in Lines 72-75 above for Public Safety applications	◉ Yes ○ No	15 Manufacturers totaling well above 700 makes and models
77	Conventional internal combustion models	◉ Yes ○ No	15 Manufacturers totaling well above 700 makes and models
78	Natural gas or propane autogas, hybrid, or alternative fuel models	◉ Yes ○ No	15 Manufacturers totaling well above 700 makes and models
79	Electric powered models	◉ Yes ○ No	15 Manufacturers totaling well above 700 makes and models

Table 15: Exceptions to Terms, Conditions, or Specifications Form

Line Item 80. NOTICE: To identify any exception, or to request any modification, to the Sourcewell template Contract terms, conditions, or specifications, a Proposer must submit the exception or requested modification on the **Exceptions to Terms, Conditions, or Specifications Form** immediately below. The contract section, the specific text addressed by the exception or requested modification, and the proposed modification must be identified in detail. Proposer's exceptions and proposed modifications are subject to review and approval of Sourcewell and will not automatically be included in the contract.

Contract Section	Term, Condition, or Specification	Exception or Proposed Modification

Documents

Ensure your submission document(s) conforms to the following:

1. Documents in PDF format are preferred. Documents in Word, Excel, or compatible formats may also be provided.

2. Documents should NOT have a security password, as Sourcewell may not be able to open the file. It is your sole responsibility to ensure that the uploaded document(s) are not either defective, corrupted or blank and that the documents can be opened and viewed by Sourcewell.

3. Sourcewell may reject any response where any document(s) cannot be opened and viewed by Sourcewell.

4. If you need to upload more than one (1) document for a single item, you should combine the documents into one zipped file. If the zipped file contains more than one (1) document, ensure each document is named, in relation to the submission format item responding to. For example, if responding to the Marketing Plan category save the document as "Marketing Plan."

- Pricing - NAFG Price File for Bid 091521.zip - Monday September 13, 2021 19:29:27
- Financial Strength and Stability - Market Success and Financial Stability.zip - Monday September 13, 2021 19:30:12
- Marketing Plan/Samples - Marketing Plan Compressed.zip - Tuesday September 14, 2021 11:38:30
- WMBE/MBE/SBE or Related Certificates - Insurance and Related Documents.zip - Tuesday September 14, 2021 11:40:18
- Warranty Information - Warranties RFP 091521.zip - Tuesday September 14, 2021 11:40:36
- Standard Transaction Document Samples - Standard Transaction.zip - Monday September 13, 2021 19:54:48
- Upload Additional Document - ALL 15 Makes and Upfits.zip - Tuesday September 14, 2021 11:35:54

Addenda, Terms and Conditions

PROPOSER AFFIDAVIT AND ASSURANCE OF COMPLIANCE

I certify that I am the authorized representative of the Proposer submitting the foregoing Proposal with the legal authority to bind the Proposer to this Affidavit and Assurance of Compliance:

1. The Proposer is submitting this Proposal under its full and complete legal name, and the Proposer legally exists in good standing in the jurisdiction of its residence.

2. The Proposer warrants that the information provided in this Proposal is true, correct, and reliable for purposes of evaluation for contract award.

3. The Proposer, including any person assisting with the creation of this Proposal, has arrived at this Proposal independently and the Proposal has been created without colluding with any other person, company, or parties that have or will submit a proposal under this solicitation; and the Proposal has in all respects been created fairly without any fraud or dishonesty. The Proposer has not directly or indirectly entered into any agreement or arrangement with any person or business in an effort to influence any part of this solicitation or operations of a resulting contract; and the Proposer has not taken any action in restraint of free trade or competitiveness in connection with this solicitation. Additionally, if Proposer has worked with a consultant on the Proposal, the consultant (an individual or a company) has not assisted any other entity that has submitted or will submit a proposal for this solicitation.

4. To the best of its knowledge and belief, and except as otherwise disclosed in the Proposal, there are no relevant facts or circumstances which could give rise to an organizational conflict of interest. An organizational conflict of interest exists when a vendor has an unfair competitive advantage or the vendor's objectivity in performing the contract is, or might be, impaired.

5. The contents of the Proposal have not been communicated by the Proposer or its employees or agents to any person not an employee or legally authorized agent of the Proposer and will not be communicated to any such persons prior to Due Date of this solicitation.

6. If awarded a contract, the Proposer will provide to Sourcewell Participating Entities the equipment, products, and services in accordance with the terms, conditions, and scope of a resulting contract.

7. The Proposer possesses, or will possess before delivering any equipment, products, or services, all applicable licenses or certifications necessary to deliver such equipment, products, or services under any resulting contract.

8. The Proposer agrees to deliver equipment, products, and services through valid contracts, purchase orders, or means that are acceptable to Sourcewell Members. Unless otherwise agreed to, the Proposer must provide only new and first-quality products and related services to Sourcewell Members under an awarded Contract.

9. The Proposer will comply with all applicable provisions of federal, state, and local laws, regulations, rules, and orders.

10. The Proposer understands that Sourcewell will reject RFP proposals that are marked "confidential" (or "nonpublic," etc.), either substantially or in their entirety. Under Minnesota Statutes Section 13.591, subdivision 4, all proposals are considered nonpublic data until the evaluation is complete and a Contract is awarded. At that point, proposals become public data. Minnesota Statutes Section 13.37 permits only certain narrowly defined data to be considered a "trade secret," and thus nonpublic data under Minnesota's Data Practices Act.

11. Proposer its employees, agents, and subcontractors are not:

    1. Included on the "Specially Designated Nationals and Blocked Persons" list maintained by the Office of Foreign Assets Control of the United States Department of the Treasury found at: https://www.treasury.gov/ofac/downloads/sdnlist.pdf;

    2. Included on the government-wide exclusions lists in the United States System for Award Management found at: https://sam.gov/SAM/; or

    3. Presently debarred, suspended, proposed for debarment, declared ineligible, or voluntarily excluded from programs operated by the State of Minnesota; the United States federal government or the Canadian government, as applicable; or any Participating Entity. Vendor certifies and warrants that neither it nor its principals have been convicted of a criminal offense related to the subject matter of this solicitation.

☑ By checking this box I acknowledge that I am bound by the terms of the Proposer's Affidavit, have the legal authority to submit this Proposal on behalf of the Proposer, and that this electronic acknowledgment has the same legal effect, validity, and enforceability as if I had hand signed the Proposal. This signature will not be denied such legal effect, validity, or enforceability solely because an electronic signature or electronic record was used in its formation. - Jesse Cooper, Fleet Manager, 72 Hour LLC

The Proposer declares that there is an actual or potential Conflict of Interest relating to the preparation of its submission, and/or the Proposer foresees an actual or potential Conflict of Interest in performing the contractual obligations contemplated in the bid.

○ Yes ○ No

The Bidder acknowledges and agrees that the addendum/addenda below form part of the Bid Document.

Check the box in the column **"I have reviewed this addendum"** below to acknowledge each of the addenda.

File Name	I have reviewed the below addendum and attachments (if applicable)	Pages
Addendum_6_ Autos_SUVs_Vans_Trucks_RFP_091521 Wed September 8 2021 06:27 PM	☑	1
Addendum_5_ Autos_SUVs_Vans_Trucks_RFP_091521 Tue September 7 2021 07:28 PM	☑	2
Addendum_4_ Autos_SUVs_Vans_Trucks_RFP_091521 Thu August 26 2021 05:55 PM	☑	1
Addendum_3_ Autos_SUVs_Vans_Trucks_RFP_091521 Mon August 23 2021 09:47 AM	☑	1
Addendum_2_ Autos_SUVs_Vans_Trucks_RFP_091521 Sun August 8 2021 09:02 PM	☑	1
Addendum_1_ Autos_SUVs_Vans_Trucks_RFP_091521 Thu August 5 2021 03:58 PM	☑	1

AMENDMENT #1
TO
CONTRACT # 091521-NAF

THIS AMENDMENT is effective upon the date of the last signature below by and between **Sourcewell** and **72 Hour LLC dba: National Auto Fleet Group** (Supplier).

Sourcewell awarded a contract to Supplier to provide Automobiles, SUVs, Vans, and Light Trucks with Related Equipment and Accessories to Sourcewell and its Participating Entities, effective November 4, 2021, through November 8, 2025 (Contract).

The parties wish to amend the Proposal to ensure compliance with Sourcewell's Procurement Policy and standard government procurement practices.

NOW, THEREFORE, the parties amend the Contract as follows:

Line item 28 of "Table 6: Ability to Sell and Deliver Service" of the Proposal is modified to add the following:

> **"For Tesla and Mullen vehicles, the Participating Entity will work directly with Supplier when ordering the vehicle. Once a purchase order is issued and received by Supplier, Supplier will work with the appropriate Tesla or Mullen representative to process the order and deliver the vehicle directly to the Participating Entity. All necessary paperwork will be handled directly between the Participating Entity and Supplier."**

Except as amended by this Amendment, the Contract remains in full force and effect.

Sourcewell

Signed by:
By: Jeremy Schwartz
C0FD2A139D06489...
Jeremy Schwartz, Chief Operating Officer

Date: 2/21/2025 | 4:19 PM CST

72 Hour LLC
dba: National Auto Fleet Group

Signed by:
By: James Cooper
FACBB5730C1E467...
Jesse Cooper, Fleet Manager

Date: 2/21/2025 | 2:34 PM CST

091521-NAF

Sourcewell

Solicitation Number: RFP #091521

CONTRACT

This Contract is between Sourcewell, 202 12th Street Northeast, P.O. Box 219, Staples, MN 56479 (Sourcewell) and 72 Hour LLC dba: National Auto Fleet Group, 490 Auto Center Drive, Watsonville, CA 95076 (Supplier).

Sourcewell is a State of Minnesota local government unit and service cooperative created under the laws of the State of Minnesota (Minnesota Statutes Section 123A.21) that offers cooperative procurement solutions to government entities. Participation is open to eligible federal, state/province, and municipal governmental entities, higher education, K-12 education, nonprofit, tribal government, and other public entities located in the United States and Canada. Sourcewell issued a public solicitation for Automobiles, SUVs, Vans, and Light Trucks with Related Equipment and Accessories from which Supplier was awarded a contract.

Supplier desires to contract with Sourcewell to provide equipment, products, or services to Sourcewell and the entities that access Sourcewell's cooperative purchasing contracts (Participating Entities).

1. TERM OF CONTRACT

A. EFFECTIVE DATE. This Contract is effective upon the date of the final signature below.

B. EXPIRATION DATE AND EXTENSION. This Contract expires November 8, 2025, unless it is cancelled sooner pursuant to Article 22. This Contract may be extended one additional year upon the request of Sourcewell and written agreement by Supplier.

C. SURVIVAL OF TERMS. Notwithstanding any expiration or termination of this Contract, all payment obligations incurred prior to expiration or termination will survive, as will the following: Articles 11 through 14 survive the expiration or cancellation of this Contract. All rights will cease upon expiration or termination of this Contract.

2. EQUIPMENT, PRODUCTS, OR SERVICES

A. EQUIPMENT, PRODUCTS, OR SERVICES. Supplier will provide the Equipment, Products, or Services as stated in its Proposal submitted under the Solicitation Number listed above.

Supplier's Equipment, Products, or Services Proposal (Proposal) is attached and incorporated into this Contract.

All Equipment and Products provided under this Contract must be new and the current model. Supplier may offer close-out or refurbished Equipment or Products if they are clearly indicated in Supplier's product and pricing list. Unless agreed to by the Participating Entities in advance, Equipment or Products must be delivered as operational to the Participating Entity's site.

This Contract offers an indefinite quantity of sales, and while substantial volume is anticipated, sales and sales volume are not guaranteed.

B. WARRANTY. Supplier warrants that all Equipment, Products, and Services furnished are free from liens and encumbrances, and are free from defects in design, materials, and workmanship. In addition, Supplier warrants the Equipment, Products, and Services are suitable for and will perform in accordance with the ordinary use for which they are intended. Supplier's dealers and distributors must agree to assist the Participating Entity in reaching a resolution in any dispute over warranty terms with the manufacturer. Any manufacturer's warranty that extends beyond the expiration of the Supplier's warranty will be passed on to the Participating Entity.

C. DEALERS, DISTRIBUTORS, AND/OR RESELLERS. Upon Contract execution and throughout the Contract term, Supplier must provide to Sourcewell a current means to validate or authenticate Supplier's authorized dealers, distributors, or resellers relative to the Equipment, Products, and Services offered under this Contract, which will be incorporated into this Contract by reference. It is the Supplier's responsibility to ensure Sourcewell receives the most current information.

3. PRICING

All Equipment, Products, or Services under this Contract will be priced at or below the price stated in Supplier's Proposal.

When providing pricing quotes to Participating Entities, all pricing quoted must reflect a Participating Entity's total cost of acquisition. This means that the quoted cost is for delivered Equipment, Products, and Services that are operational for their intended purpose, and includes all costs to the Participating Entity's requested delivery location.

Regardless of the payment method chosen by the Participating Entity, the total cost associated with any purchase option of the Equipment, Products, or Services must always be disclosed in the pricing quote to the applicable Participating Entity at the time of purchase.

A. SHIPPING AND SHIPPING COSTS. All delivered Equipment and Products must be properly packaged. Damaged Equipment and Products may be rejected. If the damage is not readily apparent at the time of delivery, Supplier must permit the Equipment and Products to be

returned within a reasonable time at no cost to Sourcewell or its Participating Entities. Participating Entities reserve the right to inspect the Equipment and Products at a reasonable time after delivery where circumstances or conditions prevent effective inspection of the Equipment and Products at the time of delivery. In the event of the delivery of nonconforming Equipment and Products, the Participating Entity will notify the Supplier as soon as possible and the Supplier will replace nonconforming Equipment and Products with conforming Equipment and Products that are acceptable to the Participating Entity.

Supplier must arrange for and pay for the return shipment on Equipment and Products that arrive in a defective or inoperable condition.

Sourcewell may declare the Supplier in breach of this Contract if the Supplier intentionally delivers substandard or inferior Equipment or Products.

B. SALES TAX. Each Participating Entity is responsible for supplying the Supplier with valid tax-exemption certification(s). When ordering, a Participating Entity must indicate if it is a tax-exempt entity.

C. HOT LIST PRICING. At any time during this Contract, Supplier may offer a specific selection of Equipment, Products, or Services at discounts greater than those listed in the Contract. When Supplier determines it will offer Hot List Pricing, it must be submitted electronically to Sourcewell in a line-item format. Equipment, Products, or Services may be added or removed from the Hot List at any time through a Sourcewell Price and Product Change Form as defined in Article 4 below.

Hot List program and pricing may also be used to discount and liquidate close-out and discontinued Equipment and Products as long as those close-out and discontinued items are clearly identified as such. Current ordering process and administrative fees apply. Hot List Pricing must be published and made available to all Participating Entities.

4. PRODUCT AND PRICING CHANGE REQUESTS

Supplier may request Equipment, Product, or Service changes, additions, or deletions at any time. All requests must be made in writing by submitting a signed Sourcewell Price and Product Change Request Form to the assigned Sourcewell Supplier Development Administrator. This approved form is available from the assigned Sourcewell Supplier Development Administrator. At a minimum, the request must:

- Identify the applicable Sourcewell contract number;
- Clearly specify the requested change;
- Provide sufficient detail to justify the requested change;

- Individually list all Equipment, Products, or Services affected by the requested change, along with the requested change (e.g., addition, deletion, price change); and
- Include a complete restatement of pricing documentation in Microsoft Excel with the effective date of the modified pricing, or product addition or deletion. The new pricing restatement must include all Equipment, Products, and Services offered, even for those items where pricing remains unchanged.

A fully executed Sourcewell Price and Product Change Request Form will become an amendment to this Contract and will be incorporated by reference.

5. PARTICIPATION, CONTRACT ACCESS, AND PARTICIPATING ENTITY REQUIREMENTS

A. PARTICIPATION. Sourcewell's cooperative contracts are available and open to public and nonprofit entities across the United States and Canada; such as federal, state/province, municipal, K-12 and higher education, tribal government, and other public entities.

The benefits of this Contract should be available to all Participating Entities that can legally access the Equipment, Products, or Services under this Contract. A Participating Entity's authority to access this Contract is determined through its cooperative purchasing, interlocal, or joint powers laws. Any entity accessing benefits of this Contract will be considered a Service Member of Sourcewell during such time of access. Supplier understands that a Participating Entity's use of this Contract is at the Participating Entity's sole convenience and Participating Entities reserve the right to obtain like Equipment, Products, or Services from any other source.

Supplier is responsible for familiarizing its sales and service forces with Sourcewell contract use eligibility requirements and documentation and will encourage potential participating entities to join Sourcewell. Sourcewell reserves the right to add and remove Participating Entities to its roster during the term of this Contract.

B. PUBLIC FACILITIES. Supplier's employees may be required to perform work at government-owned facilities, including schools. Supplier's employees and agents must conduct themselves in a professional manner while on the premises, and in accordance with Participating Entity policies and procedures, and all applicable laws.

6. PARTICIPATING ENTITY USE AND PURCHASING

A. ORDERS AND PAYMENT. To access the contracted Equipment, Products, or Services under this Contract, a Participating Entity must clearly indicate to Supplier that it intends to access this Contract; however, order flow and procedure will be developed jointly between Sourcewell and Supplier. Typically, a Participating Entity will issue an order directly to Supplier or its authorized subsidiary, distributor, dealer, or reseller. If a Participating Entity issues a purchase order, it may use its own forms, but the purchase order should clearly note the applicable Sourcewell

contract number. All Participating Entity orders under this Contract must be issued prior to expiration or cancellation of this Contract; however, Supplier performance, Participating Entity payment obligations, and any applicable warranty periods or other Supplier or Participating Entity obligations may extend beyond the term of this Contract.

Supplier's acceptable forms of payment are included in its attached Proposal. Participating Entities will be solely responsible for payment and Sourcewell will have no liability for any unpaid invoice of any Participating Entity.

B. ADDITIONAL TERMS AND CONDITIONS/PARTICIPATING ADDENDUM. Additional terms and conditions to a purchase order, or other required transaction documentation, may be negotiated between a Participating Entity and Supplier, such as job or industry-specific requirements, legal requirements (e.g., affirmative action or immigration status requirements), or specific local policy requirements. Some Participating Entities may require the use of a Participating Addendum; the terms of which will be negotiated directly between the Participating Entity and the Supplier. Any negotiated additional terms and conditions must never be less favorable to the Participating Entity than what is contained in this Contract.

C. SPECIALIZED SERVICE REQUIREMENTS. In the event that the Participating Entity requires service or specialized performance requirements not addressed in this Contract (such as e-commerce specifications, specialized delivery requirements, or other specifications and requirements), the Participating Entity and the Supplier may enter into a separate, standalone agreement, apart from this Contract. Sourcewell, including its agents and employees, will not be made a party to a claim for breach of such agreement.

D. TERMINATION OF ORDERS. Participating Entities may terminate an order, in whole or in part, immediately upon notice to Supplier in the event of any of the following events:

1. The Participating Entity fails to receive funding or appropriation from its governing body at levels sufficient to pay for the equipment, products, or services to be purchased; or
2. Federal, state, or provincial laws or regulations prohibit the purchase or change the Participating Entity's requirements.

E. GOVERNING LAW AND VENUE. The governing law and venue for any action related to a Participating Entity's order will be determined by the Participating Entity making the purchase.

7. CUSTOMER SERVICE

A. PRIMARY ACCOUNT REPRESENTATIVE. Supplier will assign an Account Representative to Sourcewell for this Contract and must provide prompt notice to Sourcewell if that person is changed. The Account Representative will be responsible for:

- Maintenance and management of this Contract;
- Timely response to all Sourcewell and Participating Entity inquiries; and
- Business reviews to Sourcewell and Participating Entities, if applicable.

B. BUSINESS REVIEWS. Supplier must perform a minimum of one business review with Sourcewell per contract year. The business review will cover sales to Participating Entities, pricing and contract terms, administrative fees, sales data reports, supply issues, customer issues, and any other necessary information.

8. REPORT ON CONTRACT SALES ACTIVITY AND ADMINISTRATIVE FEE PAYMENT

A. CONTRACT SALES ACTIVITY REPORT. Each calendar quarter, Supplier must provide a contract sales activity report (Report) to the Sourcewell Supplier Development Administrator assigned to this Contract. Reports are due no later than 45 days after the end of each calendar quarter. A Report must be provided regardless of the number or amount of sales during that quarter (i.e., if there are no sales, Supplier must submit a report indicating no sales were made).

The Report must contain the following fields:

- Participating Entity Name (e.g., City of Staples Highway Department);
- Participating Entity Physical Street Address;
- Participating Entity City;
- Participating Entity State/Province;
- Participating Entity Zip/Postal Code;
- Participating Entity Contact Name;
- Participating Entity Contact Email Address;
- Participating Entity Contact Telephone Number;
- Sourcewell Assigned Entity/Participating Entity Number;
- Item Purchased Description;
- Item Purchased Price;
- Sourcewell Administrative Fee Applied; and
- Date Purchase was invoiced/sale was recognized as revenue by Supplier.

B. ADMINISTRATIVE FEE. In consideration for the support and services provided by Sourcewell, the Supplier will pay an administrative fee to Sourcewell on all Equipment, Products, and Services provided to Participating Entities. The Administrative Fee must be included in, and not added to, the pricing. Supplier may not charge Participating Entities more than the contracted price to offset the Administrative Fee.

The Supplier will submit payment to Sourcewell for the percentage of administrative fee stated in the Proposal multiplied by the total sales of all Equipment, Products, and Services purchased

by Participating Entities under this Contract during each calendar quarter. Payments should note the Supplier's name and Sourcewell-assigned contract number in the memo; and must be mailed to the address above "Attn: Accounts Receivable" or remitted electronically to Sourcewell's banking institution per Sourcewell's Finance department instructions. Payments must be received no later than 45 calendar days after the end of each calendar quarter.

Supplier agrees to cooperate with Sourcewell in auditing transactions under this Contract to ensure that the administrative fee is paid on all items purchased under this Contract.

In the event the Supplier is delinquent in any undisputed administrative fees, Sourcewell reserves the right to cancel this Contract and reject any proposal submitted by the Supplier in any subsequent solicitation. In the event this Contract is cancelled by either party prior to the Contract's expiration date, the administrative fee payment will be due no more than 30 days from the cancellation date.

9. AUTHORIZED REPRESENTATIVE

Sourcewell's Authorized Representative is its Chief Procurement Officer.

Supplier's Authorized Representative is the person named in the Supplier's Proposal. If Supplier's Authorized Representative changes at any time during this Contract, Supplier must promptly notify Sourcewell in writing.

10. AUDIT, ASSIGNMENT, AMENDMENTS, WAIVER, AND CONTRACT COMPLETE

A. AUDIT. Pursuant to Minnesota Statutes Section 16C.05, subdivision 5, the books, records, documents, and accounting procedures and practices relevant to this Agreement are subject to examination by Sourcewell or the Minnesota State Auditor for a minimum of six years from the end of this Contract. This clause extends to Participating Entities as it relates to business conducted by that Participating Entity under this Contract.

B. ASSIGNMENT. Neither party may assign or otherwise transfer its rights or obligations under this Contract without the prior written consent of the other party and a fully executed assignment agreement. Such consent will not be unreasonably withheld. Any prohibited assignment will be invalid.

C. AMENDMENTS. Any amendment to this Contract must be in writing and will not be effective until it has been duly executed by the parties.

D. WAIVER. Failure by either party to take action or assert any right under this Contract will not be deemed a waiver of such right in the event of the continuation or repetition of the circumstances giving rise to such right. Any such waiver must be in writing and signed by the parties.

E. CONTRACT COMPLETE. This Contract represents the complete agreement between the parties. No other understanding regarding this Contract, whether written or oral, may be used to bind either party.For any conflict between the attached Proposal and the terms set out in Articles 1-22 of this Contract, the terms of Articles 1-22 will govern.

F. RELATIONSHIP OF THE PARTIES. The relationship of the parties is one of independent contractors, each free to exercise judgment and discretion with regard to the conduct of their respective businesses. This Contract does not create a partnership, joint venture, or any other relationship such as master-servant, or principal-agent.

11. INDEMNITY AND HOLD HARMLESS

Supplier must indemnify, defend, save, and hold Sourcewell and its Participating Entities, including their agents and employees, harmless from any claims or causes of action, including attorneys' fees incurred by Sourcewell or its Participating Entities, arising out of any act or omission in the performance of this Contract by the Supplier or its agents or employees; this indemnification includes injury or death to person(s) or property alleged to have been caused by some defect in the Equipment, Products, or Services under this Contract to the extent the Equipment, Product, or Service has been used according to its specifications. Sourcewell's responsibility will be governed by the State of Minnesota's Tort Liability Act (Minnesota Statutes Chapter 466) and other applicable law.

12. GOVERNMENT DATA PRACTICES

Supplier and Sourcewell must comply with the Minnesota Government Data Practices Act, Minnesota Statutes Chapter 13, as it applies to all data provided by or provided to Sourcewell under this Contract and as it applies to all data created, collected, received, stored, used, maintained, or disseminated by the Supplier under this Contract.

13. INTELLECTUAL PROPERTY, PUBLICITY, MARKETING, AND ENDORSEMENT

A. INTELLECTUAL PROPERTY

1. *Grant of License.* During the term of this Contract:
   a. Sourcewell grants to Supplier a royalty-free, worldwide, non-exclusive right and license to use thetrademark(s) provided to Supplier by Sourcewell in advertising and promotional materials for the purpose of marketing Sourcewell's relationship with Supplier.
   b. Supplier grants to Sourcewell a royalty-free, worldwide, non-exclusive right and license to use Supplier's trademarks in advertising and promotional materials for the purpose of marketing Supplier's relationship with Sourcewell.
2. *Limited Right of Sublicense*. The right and license granted herein includes a limited right of each party to grant sublicenses to their respective subsidiaries, distributors, dealers,

resellers, marketing representatives, and agents (collectively "Permitted Sublicensees") in advertising and promotional materials for the purpose of marketing the Parties' relationship to Participating Entities. Any sublicense granted will be subject to the terms and conditions of this Article. Each party will be responsible for any breach of this Article by any of their respective sublicensees.

3. *Use; Quality Control.*

a. Neither party may alter the other party's trademarks from the form provided and must comply with removal requests as to specific uses of its trademarks or logos.

b. Each party agrees to use, and to cause its Permitted Sublicensees to use, the other party's trademarks only in good faith and in a dignified manner consistent with such party's use of the trademarks. Upon written notice to the breaching party, the breaching party has 30 days of the date of the written notice to cure the breach or the license will be terminated.

4. As applicable, Supplier agrees to indemnify and hold harmless Sourcewell and its Participating Entities against any and all suits, claims, judgments, and costs instituted or recovered against Sourcewell or Participating Entities by any person on account of the use of any Equipment or Products by Sourcewell or its Participating Entities supplied by Supplier in violation of applicable patent or copyright laws.

5. *Termination.* Upon the termination of this Contract for any reason, each party, including Permitted Sublicensees, will have 30 days to remove all Trademarks from signage, websites, and the like bearing the other party's name or logo (excepting Sourcewell's pre-printed catalog of suppliers which may be used until the next printing). Supplier must return all marketing and promotional materials, including signage, provided by Sourcewell, or dispose of it according to Sourcewell's written directions.

B. PUBLICITY. Any publicity regarding the subject matter of this Contract must not be released without prior written approval from the Authorized Representatives. Publicity includes notices, informational pamphlets, press releases, research, reports, signs, and similar public notices prepared by or for the Supplier individually or jointly with others, or any subcontractors, with respect to the program, publications, or services provided resulting from this Contract.

C. MARKETING. Any direct advertising, marketing, or offers with Participating Entities must be approved by Sourcewell. Send all approval requests to the Sourcewell Supplier Development Administrator assigned to this Contract.

D. ENDORSEMENT. The Supplier must not claim that Sourcewell endorses its Equipment, Products, or Services.

14. GOVERNING LAW, JURISDICTION, AND VENUE

The substantive and procedural laws of the State of Minnesota will govern this Contract. Venue for all legal proceedings arising out of this Contract, or its breach, must be in the appropriate state court in Todd County, Minnesota or federal court in Fergus Falls, Minnesota.

15. FORCE MAJEURE

Neither party to this Contract will be held responsible for delay or default caused by acts of God or other conditions that are beyond that party's reasonable control. A party defaulting under this provision must provide the other party prompt written notice of the default.

16. SEVERABILITY

If any provision of this Contract is found by a court of competent jurisdiction to be illegal, unenforceable, or void then both parties will be relieved from all obligations arising from that provision. If the remainder of this Contract is capable of being performed, it will not be affected by such determination or finding and must be fully performed.

17. PERFORMANCE, DEFAULT, AND REMEDIES

A. PERFORMANCE. During the term of this Contract, the parties will monitor performance and address unresolved contract issues as follows:

1. *Notification.* The parties must promptly notify each other of any known dispute and work in good faith to resolve such dispute within a reasonable period of time. If necessary, Sourcewell and the Supplier will jointly develop a short briefing document that describes the issue(s), relevant impact, and positions of both parties.
2. *Escalation.* If parties are unable to resolve the issue in a timely manner, as specified above, either Sourcewell or Supplier may escalate the resolution of the issue to a higher level of management. The Supplier will have 30 calendar days to cure an outstanding issue.
3. *Performance while Dispute is Pending*. Notwithstanding the existence of a dispute, the Supplier must continue without delay to carry out all of its responsibilities under the Contract that are not affected by the dispute. If the Supplier fails to continue without delay to perform its responsibilities under the Contract, in the accomplishment of all undisputed work, the Supplier will bear any additional costs incurred by Sourcewell and/or its Participating Entities as a result of such failure to proceed.

B. DEFAULT AND REMEDIES. Either of the following constitutes cause to declare this Contract, or any Participating Entity order under this Contract, in default:

1. Nonperformance of contractual requirements, or
2. A material breach of any term or condition of this Contract.

The party claiming default must provide written notice of the default, with 30 calendar days to cure the default. Time allowed for cure will not diminish or eliminate any liability for liquidated or other damages. If the default remains after the opportunity for cure, the non-defaulting party may:

- Exercise any remedy provided by law or equity, or
- Terminate the Contract or any portion thereof, including any orders issued against the Contract.

18. INSURANCE

A. REQUIREMENTS. At its own expense, Supplier must maintain insurance policy(ies) in effect at all times during the performance of this Contract with insurance company(ies) licensed or authorized to do business in the State of Minnesota having an "AM BEST" rating of A- or better, with coverage and limits of insurance not less than the following:

1. *Workers' Compensation and Employer's Liability.*
Workers' Compensation: As required by any applicable law or regulation.
Employer's Liability Insurance: must be provided in amounts not less than listed below:
Minimum limits:
$500,000 each accident for bodily injury by accident
$500,000 policy limit for bodily injury by disease
$500,000 each employee for bodily injury by disease

2. *Commercial General Liability Insurance.* Supplier will maintain insurance covering its operations, with coverage on an occurrence basis, and must be subject to terms no less broad than the Insurance Services Office ("ISO") Commercial General Liability Form CG0001 (2001 or newer edition), or equivalent. At a minimum, coverage must include liability arising from premises, operations, bodily injury and property damage, independent contractors, products-completed operations including construction defect, contractual liability, blanket contractual liability, and personal injury and advertising injury. All required limits, terms and conditions of coverage must be maintained during the term of this Contract.
Minimum Limits:
$1,000,000 each occurrence Bodily Injury and Property Damage
$1,000,000 Personal and Advertising Injury
$2,000,000 aggregate for Products-Completed operations
$2,000,000 general aggregate

3. *Commercial Automobile Liability Insurance.* During the term of this Contract, Supplier will maintain insurance covering all owned, hired, and non-owned automobiles in limits of liability not less than indicated below. The coverage must be subject to terms

no less broad than ISO Business Auto Coverage Form CA 0001 (2010 edition or newer), or equivalent.

Minimum Limits:
$1,000,000 each accident, combined single limit

4. *Umbrella Insurance*. During the term of this Contract, Supplier will maintain umbrella coverage over Employer's Liability, Commercial General Liability, and Commercial Automobile.

Minimum Limits:
$2,000,000

5. *Network Security and Privacy Liability Insurance*. During the term of this Contract, Supplier will maintain coverage for network security and privacy liability. The coverage may be endorsed on another form of liability coverage or written on a standalone policy. The insurance must cover claims which may arise from failure of Supplier's security resulting in, but not limited to, computer attacks, unauthorized access, disclosure of not public data – including but not limited to, confidential or private information, transmission of a computer virus, or denial of service.

Minimum limits:
$2,000,000 per occurrence
$2,000,000 annual aggregate

Failure of Supplier to maintain the required insurance will constitute a material breach entitling Sourcewell to immediately terminate this Contract for default.

B. CERTIFICATES OF INSURANCE. Prior to commencing under this Contract, Supplier must furnish to Sourcewell a certificate of insurance, as evidence of the insurance required under this Contract. Prior to expiration of the policy(ies), renewal certificates must be mailed to Sourcewell, 202 12th Street Northeast, P.O. Box 219, Staples, MN 56479 or sent to the Sourcewell Supplier Development Administrator assigned to this Contract. The certificates must be signed by a person authorized by the insurer(s) to bind coverage on their behalf.

Failure to request certificates of insurance by Sourcewell, or failure of Supplier to provide certificates of insurance, in no way limits or relieves Supplier of its duties and responsibilities in this Contract.

C. ADDITIONAL INSURED ENDORSEMENT AND PRIMARY AND NON-CONTRIBUTORY INSURANCE CLAUSE. Supplier agrees to list Sourcewell and its Participating Entities, including their officers, agents, and employees, as an additional insured under the Supplier's commercial general liability insurance policy with respect to liability arising out of activities, "operations," or "work" performed by or on behalf of Supplier, and products and completed operations of Supplier. The policy provision(s) or endorsement(s) must further provide that coverage is

primary and not excess over or contributory with any other valid, applicable, and collectible insurance or self-insurance in force for the additional insureds.

D. WAIVER OF SUBROGATION. Supplier waives and must require (by endorsement or otherwise) all its insurers to waive subrogation rights against Sourcewell and other additional insureds for losses paid under the insurance policies required by this Contract or other insurance applicable to the Supplier or its subcontractors. The waiver must apply to all deductibles and/or self-insured retentions applicable to the required or any other insurance maintained by the Supplier or its subcontractors. Where permitted by law, Supplier must require similar written express waivers of subrogation and insurance clauses from each of its subcontractors.

E. UMBRELLA/EXCESS LIABILITY/SELF-INSURED RETENTION. The limits required by this Contract can be met by either providing a primary policy or in combination with umbrella/excess liability policy(ies), or self-insured retention.

19. COMPLIANCE

A. LAWS AND REGULATIONS. All Equipment, Products, or Services provided under this Contract must comply fully with applicable federal laws and regulations, and with the laws in the states and provinces in which the Equipment, Products, or Services are sold.

B. LICENSES. Supplier must maintain a valid and current status on all required federal, state/provincial, and local licenses, bonds, and permits required for the operation of the business that the Supplier conducts with Sourcewell and Participating Entities.

20. BANKRUPTCY, DEBARMENT, OR SUSPENSION CERTIFICATION

Supplier certifies and warrants that it is not in bankruptcy or that it has previously disclosed in writing certain information to Sourcewell related to bankruptcy actions. If at any time during this Contract Supplier declares bankruptcy, Supplier must immediately notify Sourcewell in writing.

Supplier certifies and warrants that neither it nor its principals are presently debarred, suspended, proposed for debarment, declared ineligible, or voluntarily excluded from programs operated by the State of Minnesota; the United States federal government or the Canadian government, as applicable; or any Participating Entity. Supplier certifies and warrants that neither it nor its principals have been convicted of a criminal offense related to the subject matter of this Contract. Supplier further warrants that it will provide immediate written notice to Sourcewell if this certification changes at any time.

21. PROVISIONS FOR NON-UNITED STATES FEDERAL ENTITY PROCUREMENTS UNDER UNITED STATES FEDERAL AWARDS OR OTHER AWARDS

Participating Entities that use United States federal grant or FEMA funds to purchase goods or services from this Contract may be subject to additional requirements including the procurement standards of the Uniform Administrative Requirements, Cost Principles and Audit Requirements for Federal Awards, 2 C.F.R. § 200. Participating Entities may have additional requirements based on specific funding source terms or conditions. Within this Article, all references to "federal" should be interpreted to mean the United States federal government. The following list only applies when a Participating Entity accesses Supplier's Equipment, Products, or Services with United States federal funds.

A. EQUAL EMPLOYMENT OPPORTUNITY. Except as otherwise provided under 41 C.F.R. § 60, all contracts that meet the definition of "federally assisted construction contract" in 41 C.F.R. § 60-1.3 must include the equal opportunity clause provided under 41 C.F.R. §60-1.4(b), in accordance with Executive Order 11246, "Equal Employment Opportunity" (30 FR 12319, 12935, 3 C.F.R. §, 1964-1965 Comp., p. 339), as amended by Executive Order 11375, "Amending Executive Order 11246 Relating to Equal Employment Opportunity," and implementing regulations at 41 C.F.R. § 60, "Office of Federal Contract Compliance Programs, Equal Employment Opportunity, Department of Labor." The equal opportunity clause is incorporated herein by reference.

B. DAVIS-BACON ACT, AS AMENDED (40 U.S.C. § 3141-3148). When required by federal program legislation, all prime construction contracts in excess of $2,000 awarded by non-federal entities must include a provision for compliance with the Davis-Bacon Act (40 U.S.C. § 3141-3144, and 3146-3148) as supplemented by Department of Labor regulations (29 C.F.R. § 5, "Labor Standards Provisions Applicable to Contracts Covering Federally Financed and Assisted Construction"). In accordance with the statute, contractors must be required to pay wages to laborers and mechanics at a rate not less than the prevailing wages specified in a wage determination made by the Secretary of Labor. In addition, contractors must be required to pay wages not less than once a week. The non-federal entity must place a copy of the current prevailing wage determination issued by the Department of Labor in each solicitation. The decision to award a contract or subcontract must be conditioned upon the acceptance of the wage determination. The non-federal entity must report all suspected or reported violations to the federal awarding agency. The contracts must also include a provision for compliance with the Copeland "Anti-Kickback" Act (40 U.S.C. § 3145), as supplemented by Department of Labor regulations (29 C.F.R. § 3, "Contractors and Subcontractors on Public Building or Public Work Financed in Whole or in Part by Loans or Grants from the United States"). The Act provides that each contractor or subrecipient must be prohibited from inducing, by any means, any person employed in the construction, completion, or repair of public work, to give up any part of the compensation to which he or she is otherwise entitled. The non-federal entity must report all suspected or reported violations to the federal awarding agency. Supplier must be in compliance with all applicable Davis-Bacon Act provisions.

C. CONTRACT WORK HOURS AND SAFETY STANDARDS ACT (40 U.S.C. § 3701-3708). Where applicable, all contracts awarded by the non-federal entity in excess of $100,000 that involve the employment of mechanics or laborers must include a provision for compliance with 40 U.S.C. §§ 3702 and 3704, as supplemented by Department of Labor regulations (29 C.F.R. § 5). Under 40 U.S.C. § 3702 of the Act, each contractor must be required to compute the wages of every mechanic and laborer on the basis of a standard work week of 40 hours. Work in excess of the standard work week is permissible provided that the worker is compensated at a rate of not less than one and a half times the basic rate of pay for all hours worked in excess of 40 hours in the work week. The requirements of 40 U.S.C. § 3704 are applicable to construction work and provide that no laborer or mechanic must be required to work in surroundings or under working conditions which are unsanitary, hazardous or dangerous. These requirements do not apply to the purchases of supplies or materials or articles ordinarily available on the open market, or contracts for transportation or transmission of intelligence. This provision is hereby incorporated by reference into this Contract. Supplier certifies that during the term of an award for all contracts by Sourcewell resulting from this procurement process, Supplier must comply with applicable requirements as referenced above.

D. RIGHTS TO INVENTIONS MADE UNDER A CONTRACT OR AGREEMENT. If the federal award meets the definition of "funding agreement" under 37 C.F.R. § 401.2(a) and the recipient or subrecipient wishes to enter into a contract with a small business firm or nonprofit organization regarding the substitution of parties, assignment or performance of experimental, developmental, or research work under that "funding agreement," the recipient or subrecipient must comply with the requirements of 37 C.F.R. § 401, "Rights to Inventions Made by Nonprofit Organizations and Small Business Firms Under Government Grants, Contracts and Cooperative Agreements," and any implementing regulations issued by the awarding agency. Supplier certifies that during the term of an award for all contracts by Sourcewell resulting from this procurement process, Supplier must comply with applicable requirements as referenced above.

E. CLEAN AIR ACT (42 U.S.C. § 7401-7671Q.) AND THE FEDERAL WATER POLLUTION CONTROL ACT (33 U.S.C. § 1251-1387). Contracts and subgrants of amounts in excess of $150,000 require the non-federal award to agree to comply with all applicable standards, orders or regulations issued pursuant to the Clean Air Act (42 U.S.C. § 7401- 7671q) and the Federal Water Pollution Control Act as amended (33 U.S.C. § 1251- 1387). Violations must be reported to the Federal awarding agency and the Regional Office of the Environmental Protection Agency (EPA). Supplier certifies that during the term of this Contract will comply with applicable requirements as referenced above.

F. DEBARMENT AND SUSPENSION (EXECUTIVE ORDERS 12549 AND 12689). A contract award (see 2 C.F.R. § 180.220) must not be made to parties listed on the government wide exclusions in the System for Award Management (SAM), in accordance with the OMB guidelines at 2 C.F.R. §180 that implement Executive Orders 12549 (3 C.F.R. § 1986 Comp., p. 189) and 12689 (3 C.F.R. § 1989 Comp., p. 235), "Debarment and Suspension." SAM Exclusions contains the names

of parties debarred, suspended, or otherwise excluded by agencies, as well as parties declared ineligible under statutory or regulatory authority other than Executive Order 12549. Supplier certifies that neither it nor its principals are presently debarred, suspended, proposed for debarment, declared ineligible, or voluntarily excluded from participation by any federal department or agency.

G. BYRD ANTI-LOBBYING AMENDMENT, AS AMENDED (31 U.S.C. § 1352). Suppliers must file any required certifications. Suppliers must not have used federal appropriated funds to pay any person or organization for influencing or attempting to influence an officer or employee of any agency, a member of Congress, officer or employee of Congress, or an employee of a member of Congress in connection with obtaining any federal contract, grant, or any other award covered by 31 U.S.C. § 1352. Suppliers must disclose any lobbying with non-federal funds that takes place in connection with obtaining any federal award. Such disclosures are forwarded from tier to tier up to the non-federal award. Suppliers must file all certifications and disclosures required by, and otherwise comply with, the Byrd Anti-Lobbying Amendment (31 U.S.C. § 1352).

H. RECORD RETENTION REQUIREMENTS. To the extent applicable, Supplier must comply with the record retention requirements detailed in 2 C.F.R. § 200.333. The Supplier further certifies that it will retain all records as required by 2 C.F.R. § 200.333 for a period of 3 years after grantees or subgrantees submit final expenditure reports or quarterly or annual financial reports, as applicable, and all other pending matters are closed.

I. ENERGY POLICY AND CONSERVATION ACT COMPLIANCE. To the extent applicable, Supplier must comply with the mandatory standards and policies relating to energy efficiency which are contained in the state energy conservation plan issued in compliance with the Energy Policy and Conservation Act.

J. BUY AMERICAN PROVISIONS COMPLIANCE. To the extent applicable, Supplier must comply with all applicable provisions of the Buy American Act. Purchases made in accordance with the Buy American Act must follow the applicable procurement rules calling for free and open competition.

K. ACCESS TO RECORDS (2 C.F.R. § 200.336). Supplier agrees that duly authorized representatives of a federal agency must have access to any books, documents, papers and records of Supplier that are directly pertinent to Supplier's discharge of its obligations under this Contract for the purpose of making audits, examinations, excerpts, and transcriptions. The right also includes timely and reasonable access to Supplier's personnel for the purpose of interview and discussion relating to such documents.

L. PROCUREMENT OF RECOVERED MATERIALS (2 C.F.R. § 200.322). A non-federal entity that is a state agency or agency of a political subdivision of a state and its contractors must comply with Section 6002 of the Solid Waste Disposal Act, as amended by the Resource Conservation

and Recovery Act. The requirements of Section 6002 include procuring only items designated in guidelines of the Environmental Protection Agency (EPA) at 40 C.F.R. § 247 that contain the highest percentage of recovered materials practicable, consistent with maintaining a satisfactory level of competition, where the purchase price of the item exceeds $10,000 or the value of the quantity acquired during the preceding fiscal year exceeded $10,000; procuring solid waste management services in a manner that maximizes energy and resource recovery; and establishing an affirmative procurement program for procurement of recovered materials identified in the EPA guidelines.

M. FEDERAL SEAL(S), LOGOS, AND FLAGS. The Supplier not use the seal(s), logos, crests, or reproductions of flags or likenesses of Federal agency officials without specific pre-approval.

N. NO OBLIGATION BY FEDERAL GOVERNMENT. The U.S. federal government is not a party to this Contract or any purchase by an Participating Entity and is not subject to any obligations or liabilities to the Participating Entity, Supplier, or any other party pertaining to any matter resulting from the Contract or any purchase by an authorized user.

O. PROGRAM FRAUD AND FALSE OR FRAUDULENT STATEMENTS OR RELATED ACTS. The Contractor acknowledges that 31 U.S.C. 38 (Administrative Remedies for False Claims and Statements) applies to the Supplier's actions pertaining to this Contract or any purchase by a Participating Entity.

P. FEDERAL DEBT. The Supplier certifies that it is non-delinquent in its repayment of any federal debt. Examples of relevant debt include delinquent payroll and other taxes, audit disallowance, and benefit overpayments.

Q. CONFLICTS OF INTEREST. The Supplier must notify the U.S. Office of General Services, Sourcewell, and Participating Entity as soon as possible if this Contract or any aspect related to the anticipated work under this Contract raises an actual or potential conflict of interest (as described in 2 C.F.R. Part 200). The Supplier must explain the actual or potential conflict in writing in sufficient detail so that the U.S. Office of General Services, Sourcewell, and Participating Entity are able to assess the actual or potential conflict; and provide any additional information as necessary or requested.

R. U.S. EXECUTIVE ORDER 13224. The Supplier, and its subcontractors, must comply with U.S. Executive Order 13224 and U.S. Laws that prohibit transactions with and provision of resources and support to individuals and organizations associated with terrorism.

S. PROHIBITION ON CERTAIN TELECOMMUNICATIONS AND VIDEO SURVEILLANCE SERVICES OR EQUIPMENT. To the extent applicable, Supplier certifies that during the term of this Contract it will comply with applicable requirements of 2 C.F.R. § 200.216.

T. DOMESTIC PREFERENCES FOR PROCUREMENTS. To the extent applicable, Supplier certifies that during the term of this Contract will comply with applicable requirements of 2 C.F.R. § 200.322.

22. CANCELLATION

Sourcewell or Supplier may cancel this Contract at any time, with or without cause, upon 60 days' written notice to the other party. However, Sourcewell may cancel this Contract immediately upon discovery of a material defect in any certification made in Supplier's Proposal. Cancellation of this Contract does not relieve either party of financial, product, or service obligations incurred or accrued prior to cancellation.

Sourcewell

DocuSigned by:
Jeremy Schwartz
C0FD2A139D08489...

By: _____
Jeremy Schwartz
Title: Chief Procurement Officer
Date: 11/4/2021 | 1:28 PM CDT

72 Hour LLC dba: National Auto Fleet Group

DocuSigned by:
Jesse Cooper
FACBB5730C1E467...

By: _____
Jesse Cooper
Title: Fleet Manager
Date: 11/4/2021 | 10:46 AM CDT

Approved:

DocuSigned by:
Chad Coauette
7E42B8F817A84CC...

By: _____
Chad Coauette
Title: Executive Director/CEO
Date: 11/4/2021 | 1:34 PM CDT

Attachment C
Agenda Bill 03/10/26

City of South Gate
Supplemental Budget Request
FY 2025/26

Department: Police Department
Date Prepared: 4/28/2025
Prepared By: Lt. R. Amador

Funding Source	
Account No.	Enter Amount or %
100-506-21-9003	$14,000
100-506-21-6310	$12,000

Personnel Request:

Position Title:

Employee Type: Select
(Click on cell and select from drop-down list.)

Instruction: Enter salary range/step & monthly cost only.

Pay Type		Salary Range/Step	Monthly Cost	Annual Cost	FY 2022/23 Budget Request
Base Salary			$ -	-	$ -
CalPERS Retirement	0.000%		$ -	-	-
Medicare	1.450%		$ -	-	-
Medical/Dental/Vision			$ -	-	-
		Subtotal	$ -	$ -	$ -

Professional Services/Other:

	$ -
	$ -
Subtotal	$ -

Equipment (Computer, furniture, vehicles, etc.)

Description	Unit Cost	Qty	
Lease New vehicle for Detective Bureau	$ 12,000	1	$ 12,000
Purchase and install new code 3 equipment	$ 13,000	1	$ 13,000
Swap radio from old unit to new unit	$ 1,000	1	$ 1,000
(Note: Amounts should include applicable tax, delivery, installation, etc.		Subtotal	$ 26,000

Total cost of supplemental request:	$ 26,000
Less: offset of cost: (explain below)	$ -
Net cost of supplemental request:	$ 26,000

*Justification for request: (attach additional pages if necessary)

*See attached

40

Justification for request:

Detective Bureau vehicles are used by Detectives to conduct investigations both locally and outside the city. As existing fleet vehicles get older, they become less dependable and also more costly to maintain. The proposed leased vehicle will replace Unit #137, a 2008 Dodge Charger with over 136,000 miles. The City's Fleet Master Plan called for this vehicle to be removed from service in 2021.

This supplemental request includes the cost of lease payments for the first year of the lease, as well as the cost of installing new emergency equipment and swapping the radio from Unit 137 to the new vehicle.

City of South Gate
Supplemental Budget Request
FY 2025/26

Department: Police Department

Date Prepared: 4/28/2025

Prepared By: Lt. R. Amador

Funding Source	
Account No.	Enter Amount or %
100-506-21-9003	$14,000
100-506-21-6310	$12,000

Personnel Request:

Position Title:

Employee Type: Select
(Click on cell and select from drop-down list.)

Instruction: Enter salary range/step & monthly cost only.

Pay Type		Salary Range/Step	Monthly Cost	Annual Cost	FY 2022/23 Budget Request
Base Salary			$ -	-	$ -
CalPERS Retirement	0.000%		$ -	-	-
Medicare	1.450%		$ -	-	-
Medical/Dental/Vision			$ -	-	-
		Subtotal	$ -	$ -	$ -

Professional Services/Other:

	$ -
	$ -
Subtotal	$ -

Equipment (Computer, furniture, vehicles, etc.)

Description	Unit Cost	Qty	
Lease New vehicle for Narcotics Unit	$ 12,000	1	$ 12,000
Purchase and install new code 3 equipment	$ 13,000	1	$ 13,000
Swap radio from old unit to new unit	$ 1,000	1	$ 1,000
(Note: Amounts should include applicable tax, delivery, installation, etc.		Subtotal	$ 26,000

Total cost of supplemental request:	$ 26,000
Less: offset of cost: (explain below)	$ -
Net cost of supplemental request:	$ 26,000

*Justification for request: (attach additional pages if necessary)

*See attached

Justification for request:

Narcotics unit vehicles are used by Narcotics Detectives to conduct investigations both locally and outside the city. The vehicles must be dependable as they are often used to conduct surveillance and vehicle malfunctions can compromise a surveillance operation. As existing fleet vehicles get older, they become less dependable and also more costly to maintain. The proposed leased vehicle will replace Unit #175, a 2008 Dodge Charger with over 186,000 miles. The City's Fleet Master Plan called for this vehicle to be removed from service in 2021.

This supplemental request includes the cost of lease payments for the first year of the lease, as well as the cost of installing new emergency equipment and swapping the radio from Unit 175 to the new vehicle.

Attachment D
Agenda Bill 03/10/26

Memorandum
Invoice

KIA AMERICA

WESTERN REGION 111 PETERS CANYON ROAD IRVINE CA 92606-1790

DEALER NAME AND ADDRESS

Kia Downtown Los Angeles
2100 S. FIGUEROA STREET
LOS ANGELES CA 90007

INVOICE DATE	INVOICE NO
01/26/2026	1000848550
PORT OF ENTRY	
WEST POINT	

FINANCE INSTITUTION AND ADDRESS

HYUNDAI CAPITAL
4000 MacArthur Blvd
Newport Beach CA 92660

DEALER CODE

CA308

SHIPPED TO

Kia Downtown Los Angeles
2100 S. FIGUEROA STREET
LOS ANGELES CA 90007

SOLD ORDER		REQ ID	RI006260103J011

YEAR	MODEL	OPT.	DESCRIPTION	VEHICLE IDENTIFICATION NO.	ENGINE NO.
2027	JAC4455	10	TELLURIDE X-LINE EX AWD	5XYPCES19VG008771	G4KPSH107474

EXT. CODE	EXT. COLOR	INT. CODE	INT. COLOR	KEY NO.
GWP	GLACIAL WHITE PEARL	RBQ	BLACK	KI2185

	MSRP	DEALER COST
	$47,290.00	$46,107.00
ADDITIONAL INSTALLED EQUIPMENT: (In addition to or in place of standard features)		
OPTIONS:		
GWP Glacial White Pearl Paint	$495.00	$459.00
CBX Cross Bars X-Line	$395.00	$327.00
CF Carpeted Floor Mats	$250.00	$207.00
CSR CONTRIBUTION		$3.00
DMG CONTRIBUTION		$471.00
SUBTOTAL	$48,430.00	$47,574.00
OTHER CHARGES		
INLAND FREIGHT & HANDLING	$1,545.00	$1,545.00
TOTAL	$49,975.00	$49,119.00

ATTENTION:
DEALER/FINANCING BANK - FOR REFERENCE PURPOSES, PLEASE REFER TO ACH/DTC

MEMORANDUM INFORMATION ONLY
THIS DOCUMENT DOES NOT TRANSFER TITLE

1000848550-JAC1210JAC-KRS0473-FPA0241

ORIGINAL

Purchase Information Screen | uTil | eXit

Purchase Information Screen

1.	Contract Date:	02/10/26		Deal Number:	210202 (DMV Est.)
2.	(W)FinInst:	CASH	18.	(W)ServiceContract:	
3.	(W)City/County/Zip:		19.	(W)Gap Protection:	
4.	L,F Name:		20.	(W)Maint Plan:	
5.	Stock Number:	2N19378			
6.	M.S.R.P.:	$ 49,975.00	21.	SalesTax %/Amt:	8.7500% $ 4,783.35
7.	Cash Price:	$ 48,975.00			
8.	(W)AfterSale/WeOwe:		22.	**PAYMENT**:	$ 54,547.10
9.	Customer Cash Down:				
10.	(W)Deferred Down:				
11.	(W)Rebate(s):				
12.	(W)Trade(s) 1 & 2:			Sale Subtotal:	$ 48,975.00
	Total Down:			Total Financed:	$ 54,547.10
13.	DOC Fee :	$ 85.00		Finance Charge:	
14.	CA Tire Fee:	$ 8.75		Total Other Charges:	
15.	(W)Smog/GVW Fees:			Total Of Payments:	$ 54,547.10
16.	DMV(F3=RS/F7=FEES)	1 $ 658.00		Deferred Price:	
17.	(W)Total Fees	$ 788.75		Unpaid Balance:	$ 54,547.10

Command Window

Command:

F1-Help | F2-Home | F3-Save | F4-Cancel | SF6-Warning | SF8-Fee/Tax

Memorandum
Invoice

KIA AMERICA

WESTERN REGION 111 PETERS CANYON ROAD IRVINE CA 92606-1790

DEALER NAME AND ADDRESS

Kia Downtown Los Angeles
2100 S. FIGUEROA STREET
LOS ANGELES CA 90007

INVOICE DATE	INVOICE NO
08/27/2025	0020892752
PORT OF ENTRY	
WEST POINT	

FINANCE INSTITUTION AND ADDRESS

HYUNDAI CAPITAL
4000 MacArthur Blvd
Newport Beach CA 92660

DEALER CODE

CA308

SHIPPED TO

Kia Downtown Los Angeles
2100 S. FIGUEROA STREET
LOS ANGELES CA 90007

SOLD ORDER		REQ ID	CA3082507J44520001

MODEL/OPT	DESCRIPTION	YEAR	SERIAL NO.	ENGINE NO.	MSRP	DEALER COST
J4452/010	TELLURIDE EX X-LINE	2025	5XYP3DGC8SG692339	G6DNSS042196		
EXT.CODE	EXT.COLOR	INT.CODE	INT.COLOR	KEY NO.		
GWP	GLACIAL WHITE PEARL	WK	BLACK	KI1068	$46,485.00	$45,090.00

ADDITIONAL INSTALLED EQUIPMENT :
(In addition to or in place of standard features)

	OPTIONS:		
GWP	Glacial White Pearl Paint	$495.00	$459.00
CF	Carpeted Floor Mats	$225.00	$187.00
	CSR CONTRIBUTION		$3.00
	DMG CONTRIBUTION		$457.00
	SUBTOTAL	$47,205.00	$46,196.00
	OTHER CHARGES		
	INLAND FREIGHT & HANDLING	$1,415.00	$1,415.00
	TOTAL	$48,620.00	$47,611.00

ATTENTION:
DEALER/FINANCING BANK - FOR REFERENCE PURPOSES, PLEASE REFER TO ACH/DTC

MEMORANDUM INFORMATION ONLY
THIS DOCUMENT DOES NOT TRANSFER TITLE

0020892752-J1180J-KRS0465-FPA0235

ORIGINAL

Purchase Information Screen | uTil | eXit

Purchase Information Screen

1.	Contract Date:	02/10/26		Deal Number:	210702 (DMV Errs)
2.	(W)FinInst:	CASH	18.	(W)ServiceContract:	
3.	(W)City/County/Zip:		19.	(W)Gap Protection:	
4.	L.F Name:		20.	(W)Maint Plan:	
5.	Stock Number:	2N17932			
6.	M.S.R.P.:	$ 48,620.00	21.	SalesTax %/Amt:	9.7500% $ 4,582.99
7.	Cash Price:	$ 46,920.00			
8.	(W)AfterSale/WaOwes:		22.	**PAYMENT**=====>>:	$ 50,278.74
9.	Customer Cash Down:				
10.	(W)Deferred Down:				
11.	(W)Rebate(s):	$ 2,000.00			
12.	(W)Trade(s) 1 & 2:			Sale Subtotal:	$ 44,920.00
	Total Down:	$ 2,000.00		Total Financed:	$ 50,278.74
13.	DOC Fee :	$ 85.00		Finance Charge:	
14.	CA Tire Fee:	$ 8.75		Total Other Charges:	
15.	(W)Smog/GVW Fees:			Total of Payments:	$ 50,278.74
16.	DMV(F5=RS/F7=FEES)	1 $ 645.00		Deferred Price:	
17.	(W)Total Fees	$ 775.75		Unpaid Balance:	$ 50,278.74

Command Window

Command:

F1-Help | F2-Home | F3-Save | F4-Cancel | SF6-Warning | SF8-Fee/Tax

Purchase Information Screen | uTil | eXit

Purchase Information Screen

1.	Contract Date:	01/20/26		Deal Number:	210237 (DMV Errs)
2.	(W)FinInst:	CASH	18.	(W)ServiceContract:	
3.	(W)City/County/Zip:		19.	(W)Gap Protection:	
4.	L/F Name:		20.	(W)Maint Plan:	
5.	Stock Number:	2N18513			
6.	M.S.R.P.:	$ 33,870.00	21.	SalesTax %/Amt:	9.750000 / $ 3,183.86
7.	Cash Price:	$ 32,570.00			
8.	(W)AfterSale/WeOwe:		22.	**PAYMENT**=====>>:	$ 36,369.61
9.	Customer Cash Down:				
10.	(W)Deferred Down:				
11.	(W)Rebate(s):				
12.	(W)Trade(s) 1 & 2:			Sale Subtotal:	$ 32,570.00
	Total Down:			Total Financed:	$ 36,369.61
13.	DOC Fee:	$ 85.00		Finance Charge:	
14.	CA Tire Fee:	$ 8.75		Total Other Charges:	
15.	(W)Smog/GVW Fees:			Total of Payments:	$ 36,369.61
16.	DMV(F5=RS/F7=FEES)	$ 485.00		Deferred Price:	
17.	(W)Total Fees	$ 615.75		Unpaid Balance:	$ 36,369.61

Command Window

Command:

F1-Help | F2-Home | F3-Save | F4-Cancel | SF6-Warning | SF8-Fee/Tax

Kia Downtown Los Angeles2100 S Figueroa St. Los Angeles, CA 90007 Sales: 866-775-4818 Service: 213-652-6432 Parts: 888-904-2928 Today: 9:00 am - 9:00 pm

Kia of Downtown Los Angeles

AUTO LOAN NO IMPACT TO YOUR CREDIT SCORE PRE-APPROVAL
GET PRE-QUALIFIED
IN SECONDS! (WILL NOT IMPACT YOUR SCORE)
LET'S GET STARTED
Powered by Dealer Connect Solutions, Inc.® (U.S. Patent No. 8,192,791)
(https://www.kiaofdtla.com/get-pre-approved-in-seconds.htm)

New KIA Vehicles For Sale/Lease Los Angeles, CA

Search our inventory...

1 Vehicle Matching

"2n18513"

Live ChatText Us

2026 Kia Sorento LX

Pricing	Info
23/31 mpg City/Hwy	Ivory Silver Exterior
2.5L I-4 cyl Engine	Black Interior
Automatic	Stock # 2N18513
FWD	

Estimate payment
No impact to your credit score

Compare Track Price Save Details

We Want to Buy Your Car!

VIN License Plate Make Model

Enter the 17-digit VIN

Where is my VIN?

Start My Offer

Kelley Blue Book Instant Cash Offer PARTICIPATING DEALER

Adjust Your Search for More Results

"2n18513" ×

Live ChatText Us

5U

1-20-26 quo... x line.png Edit Share

2025 Kia Telluride EX X-Line 1N22086



Odometer: 11
Color: Ebony Black
Body Type: Sport Utility

Kia of Carson's Price	$53,710.00
Total Savings + Rebate	$-3,000.00
Government Fee	$578.98
Proc/Doc Fee	$85.00
Accessories	$595.00
Total Taxes	$5,710.96
Amount Financed	$58,679.94
Total Payment	$58,679.94

Itemized Accessories vg: $595

1-20-2026 sorento .png Edit Share

Kia of Carson

Date/Time: 1/20/2026
Buyer: Eric F
Cell Phone: (323)

2026 Kia Sorento LX 1N22111

Odometer: 11
Color: Panthera Metal
Body Type: Sport Utility

Kia of Carson's Price	$37,870.00
Government Fee	$476.02
Proc/Doc Fee	$85.00
Accessories	$595.00
Total Taxes	$4,047.76
Amount Financed	$43,073.78
Total Payment	$43,073.78

Itemized Accessories vg: $595

Item No. 8

Office of the
South Gate City Clerk

MAR - 5 2026
FILED
12:15pm

City of South Gate

CITY COUNCIL

AGENDA BILL

For the Regular Meeting of: **March 10, 2026**
Originating Department: **Community Development**

Department Director: *Gabriel Perez* ***City Manager:*** *Rob Houston*

SUBJECT: MEMORANDUM OF UNDERSTANDING (MOU) BETWEEN GATEWAY CITIES COUNCIL OF GOVERNMENTS AND THE CITY OF SOUTH GATE FOR TECHNICAL ASSISTANCE UNDER THE STRATEGIC GROWTH COUNCIL REGIONAL CLIMATE COLLABORATIVES PROGRAM FOR THE ADAPTIC REUSE OF THE SOUTH GATE SUPERIOR COURT BUILDING AT 8640 CALIFORNIA AVENUE AS A COMMUNITY RESILIENCE CENTER.

PURPOSE: This MOU is to detail the agreement between the Gateway Cities Council of Governments (GCCOG) and the City of South Gate for technical assistance under the Strategic Growth Council Regional Climate Collaborative Program for conceptual design services for the adaptive reuse of the former South Gate Superior Court building for purposes of a Climate Resilience Center (CRC).

RECOMMENDED ACTIONS: it is recommended that the City Council:

a. Approve the Memorandum of Understanding ("MOU") between the Gateway Cities Council of Governments and the City of South Gate for technical services under the Strategic Growth Council Regional Climate Collaborative Program.

FISCAL IMPACT: There is no impact on the General Fund. Professional design services for this project are funded through the Strategic Growth Council and administered by the GCCOC.

BACKGROUND: The GCCOC is a recipient of a Regional Climate Collaboratives (RCC) Program Grant for the California Strategic Growth Council (SGC). As part of the RCC Grant, the GCCOG provides technical assistance to cities to address climate related priorities. The City of South Gate will receive $15,000 in technical assistance to facilitate a conceptual design to support the adaptive reuse of the historic South Gate Superior Court building, located at 8640 California Avenue, into a CRC that will serve as a centralized hub for disaster preparedness, emergency response, and post-event recovery. The CRC would enhance community resilience to natural hazards and climate-related risks, including extreme heat, earthquakes, and flooding, by providing reliable facilities, services, and resources before, during, and after emergencies.

Outside of emergency activations, the CRC is envisioned as an active, flexible, and inclusive community asset, accommodating a range of complementary uses such as cultural and arts programming, nonprofit and community-based organization space, small business and workforce development initiatives, and coworking or meeting spaces. The building is currently unoccupied and includes a ground-floor level and basement level.

The GCCOC will engage a consultant to perform the conceptual design services and manage payment of those services pursuant to the Grant agreement and RCC guidelines. Preparation of conceptual plans for a CRC would demonstrate readiness for future funding opportunities, including the Strategic Growth Council Community Resilience Center 2026 round 2 grant cycle with implementation grants up to $10 million for CRC construction and programming support.

ATTACHMENTS: A. MOU between GCCOG and City of South Gate

SOUTH GATE

MEMORANDUM OF UNDERSTANDING BY AND BETWEEN GATEWAY CITIES COUNCIL OF GOVERNMENTS AND THE CITY OF SOUTH GATE FOR TECHNICAL ASSISTANCE UNDER THE STRATEGIC GROWTH COUNCIL – REGIONAL CLIMATE COLLABORATIVES PROGRAM

This Memorandum of Understanding ("MOU") is dated _____ ("Effective Date") and entered into by and between the Gateway Cities Council of Governments ("GCCOG") and the City of South Gate ("City") (each a Party to this MOU and collectively, the "Parties").

RECITALS

A. The GCCOG is a recipient of a Regional Climate Collaboratives (RCC) Program Grant from the California Strategic Growth Council (SGC). As part of the RCC Grant, the GCCOG is able to provide certain technical assistance to cities in accordance with the Grant Agreement between the GCCOG and the SGC and the RCC Guidelines.

B. The City is in need of such technical assistance pursuant to the Grant Agreement and the RCC Guidelines and agrees to the terms and conditions set forth herein to receive such funding.

NOW, THEREFORE, IT IS MUTUALLY AGREED THAT:

1. Scope of Work and City Responsibilities.

The City requests technical assistance as set forth in the Scope of Work attached hereto as Exhibit "A" and incorporated herein by this reference. The City agrees to:

A. Provide a point of contact to serve as the City's Project Manager with name, title, and contact information.

B. Participate in scheduled conference calls and meetings from the anticipated start date to completion date.

C. Respond to the GCCOG or its consultant's requests related to the Scope of Work in a timely manner, such as providing feedback on draft documents, approaches, and designs.

2. GCCOG Responsibilities.

The GCCOG will engage one of its technical assistance consultants to perform the Scope of Work requested by the City and manage the payment of those services pursuant to the Grant Agreement and RCC Guidelines.

3. Governing Law.

This MOU shall be governed by the laws of the State of California and venue shall lie in Los Angeles County.

4. Disputes.

Any dispute arising under this MOU which is not resolved by mutual agreement shall be decided through binding arbitration by a neutral arbitrator selected by the Parties. The arbitration proceedings shall be governed by any rules the Parties mutually agree upon in writing. A judgment upon the award rendered by arbitration may be entered into any court having jurisdiction thereof. The arbitrator shall have the authority to grant any remedy or relief that would have been available to the Parties had the matter been heard in a court of law. Following arbitration, the arbitrator shall prepare a written decision containing the essential findings and conclusions on which the award is based. All expenses and fees for the arbitrator and expenses for hearing facilities and other expenses of arbitration shall be borne equally by both Parties unless they agree otherwise in writing or unless the arbitrator in the award assesses such expenses against one of the parties or allocates such expenses other than equally between the Parties. Either Party may bring an action in court to compel arbitration under this MOU or to enforce an arbitration award.

5. No Waiver.

A waiver by either Party of any breach of any term, covenant or condition contained in this MOU shall not be deemed to be a waiver of any subsequent breach of the same or any other term, covenant or condition contained in this MOU, whether of the same or different character.

6. Severability.

If any part of this MOU is held invalid, the remaining terms and conditions shall not be affected unless their enforcement under the circumstances would be unreasonable, inequitable, or otherwise frustrate the purposes of this MOU.

7. Independent Contractor.

The Parties are independent entities and are not to be, and shall not be, construed as joint venturers, partners, employer/employee, or agents one of the other, and neither shall have the power to bind or obligate the other except as set forth in this MOU.

8. Construction.

The Parties have participated jointly in the negotiation and drafting of this MOU. In the event an ambiguity or question of intent or interpretation arises with respect to this MOU, this MOU shall be construed as if drafted jointly by the Parties and in accordance with its fair meaning. There shall be no presumption or burden of proof favoring or disfavoring any Party by virtue of the authorship of any of the provisions of this MOU.

9. Captions.

The captions herein are for convenience and references only and are not a part of this MOU and do not in any way limit, define or amplify the terms and provisions hereof.

10. Entire Agreement.

This MOU, including Exhibit A attached hereto, constitutes the entire agreement between the Parties and supersedes any previous oral or written agreements with respect to the subject of this MOU. No amendment or modification to this MOU shall be valid and binding unless in writing and signed by authorized representatives of the Parties.

11. Authority to Execute this MOU.

Each person executing this MOU on behalf of a Party warrants and represents that they have the authority to execute this MOU on behalf of that Party and the authority to bind that Party to the provisions of this MOU.

12. Counterparts.

This MOU may be executed in counterparts, each of which shall be deemed original, and all of such counterparts together shall constitute one and the same instrument.

IN WITNESS WHEREOF, the authorized representatives of the Parties have caused this MOU to be executed as of the date of the last signature below.

[Signatures appear on the following page.]

SOUTH GATE GCCOG

Joshua Barron, Mayor

Date: _____

APPROVED AS TO FORM:

DRAFT

Raul F. Salinas, City Attorney

ATTEST:

Yodit Glaze, City Clerk

Hector De La Torre, Executive Director

Date: _____

APPROVED AS TO FORM:

Ivy M. Tsai, General Counsel

EXHIBIT A

SCOPE OF WORK

BACKGROUND

The GCCOG is a recipient of a Regional Climate Collaboratives (RCC) Program Grant from the California Strategic Growth Council (SGC). GCCOG has collaborated to create the Gateway Cities Regional Climate Collaborative (GCRCC), an RCC-grant-funded partnership designed to strengthen climate readiness across the region by providing support for local planning, project implementation, and community engagement that helps cities access funding and prepare for climate impacts. The collaborative focus area includes the cities of Bell, Bell Gardens, Cudahy, Huntington Park, Lynwood, Maywood, South Gate, and Vernon, along with two unincorporated communities. Partner organizations include: the Gateway Cities Council of Governments, SELA Collaborative, Grid Alternatives, TreePeople, AltaMed, and the LA County Office of Sustainability.

OVERVIEW

As part of the RCC Grant, the GCCOG is able to provide technical assistance to cities in accordance with the Grant Agreement between the GCCOG and the SGC, and the RCC Guidelines. The City is in need of such funding for technical assistance pursuant to the Grant Agreement and the RCC Guidelines and agrees to the terms and conditions set forth herein to receive such funding.

> $15,000 in assistance is being offered to the City of South Gate to facilitate a conceptual design of a community resilience center. City of South Gate has identified community and climate resilience as a priority. We will aim to support funding applications that expand overall readiness for climate resilience. Other efforts may be identified to support climate projects and planning, workforce development, climate education, and/or capacity-building activities (such as grant writing and administration training).

TIMELINE

Activity	**Time Period**
COG will work with City of South Gate on RFP to contract conceptual designer for resilience center	December 2025 – February 2026
Design services and technical assistance offered to City and coordinated through COG	February – June 2026
Final deadline to receive services	June 30, 2026

Item No. 9

Office of the
South Gate City Clerk

MAR - 5 2026
FILED
1:29pm

City of South Gate

CITY COUNCIL

AGENDA BILL

For the Regular Meeting of: **March 10, 2026**

Originating Department: **Administrative Services**

Department Director: Luis Frausto (YO) ***City Manager:***
Luis Frausto *Rob Houston*

SUBJECT: RECEIVE AND FILE THE FISCAL YEAR 2024–25 ANNUAL COMPREHENSIVE FINANCIAL REPORT

PURPOSE: To present the City of South Gate's Fiscal Year 2024–25 Annual Comprehensive Financial Report (ACFR) to the City Council for review.

RECOMMENDED ACTIONS: Recommendation to receive and file the City of South Gate's Annual Comprehensive Financial Report (ACFR) for the Fiscal Year Ended June 30, 2025.

FISCAL IMPACT: There is no fiscal impact associated with the recommended action. The item is informational and fulfills the City's annual financial reporting requirement under California Government Code.

ANALYSIS: The presentation of the City's Annual Comprehensive Financial Report (ACFR) is an important element of the City's commitment to financial transparency, accountability, and responsible fiscal stewardship.

The ACFR reports the City's financial results for the fiscal year that ended June 30, 2025. While it provides a comprehensive record of the City's financial activity during that period, it does not reflect fiscal pressures that have developed since that date and are currently being evaluated through the City's ongoing budget development process. The Annual Comprehensive Financial Report (ACFR) presents the City's audited financial statements for the fiscal year ended June 30, 2025. The report was prepared by the Administrative Services Department in accordance with Generally Accepted Accounting Principles (GAAP) established by the Governmental Accounting Standards Board (GASB).

California Government Code and City Ordinance require that the City prepare an annual financial report and have it audited by an independent certified public accounting firm.

The City's independent auditors, Davis Farr LLP, conducted the audit of the financial statements for the fiscal year ended June 30, 2025. The auditors issued an unmodified ("clean") opinion, indicating that the financial statements fairly present the City's financial position and results of

operations in accordance with Generally Accepted Accounting Principles. The completion of the annual audit represents a key component of the City's financial accountability framework and provides independent assurance regarding the accuracy of the City's financial reporting.

It is important to understand what the audit opinion represents. A clean audit confirms that the City's financial statements are fairly presented in accordance with accounting standards. It does not indicate that the City's operating budget is structurally balanced or that the City is not facing fiscal challenges.

The ACFR presents the City's financial position on a government-wide basis and includes all funds, capital assets, restricted resources, and long-term obligations under accrual accounting. Because these statements include the long-term value of infrastructure and legally restricted resources, they often present a stronger financial position than what is available to fund day-to-day municipal services.

ACFR Financial Highlights

As reported in the ACFR, the City's government-wide net position totaled approximately $324.1 million as of June 30, 2025, representing an increase of $16.2 million from the prior fiscal year. This increase primarily reflects capital asset activity, restricted funds, and other long-term accounting factors rather than changes in discretionary General Fund operating capacity.

The City reported approximately $352 million in capital assets, net of depreciation, reflecting continued investment in infrastructure such as streets, water and sewer systems, and public facilities.

During Fiscal Year 2024-25, the City implemented Governmental Accounting Standards Board (GASB) Statement No. 101, Compensated Absences, which refined the accounting treatment for employee leave liabilities. Implementation resulted in a prior-period adjustment to beginning net position but did not impact cash balances or the City's operating results.

Understanding the ACFR in the Context of South Gate's Fiscal Reality

This report reflects the City's financial position as of June 30, 2025, prior to the fiscal pressures currently being addressed through the FY 2026-27 budget process. The City's government-wide net position of $324.1 million may suggest financial strength to the average reader. It is critical that this figure be understood for what it actually represents — and what it does not.

A substantial portion of that $324.1 million consists of capital assets: streets, water mains, sewer lines, parks, and public buildings — infrastructure that cannot be liquidated or redirected to pay for police officers, recreation programs, or any other municipal service. A significant portion of the remaining balance is held in restricted funds legally required for specific purposes, such as federal grants, water and sewer operations, and capital improvement programs. These dollars are not available to fund general City services.

The General Fund finances most day-to-day municipal services residents experience, including police patrols, code enforcement, park maintenance, street cleaning, and City Hall operations. The General Fund is currently facing significant structural fiscal pressure.

The Structural Fiscal Pressures of the General Fund

For several years, the City's General Fund has spent more than it collects on recurring revenues. The gap was masked in recent years by one-time federal American Rescue Plan Act (ARPA) funds, which were used to sustain service levels while longer-term solutions were evaluated. Those funds are no longer available and will not recur.
What remains is a structural imbalance — meaning the City's ongoing operating costs exceed its ongoing revenues, and there is no reserve left to bridge the gap. The primary cost drivers are not discretionary: they include mandatory pension contributions to CalPERS, workers' compensation and liability insurance premiums, and employee health benefits — all of which automatically increase each year regardless of budget decisions made at the local level.

The City is currently projecting a General Fund structural deficit of approximately $9.4 million in Fiscal Year 2026-27. To place that in context: the City's entire General Fund revenue base is approximately $71 million, with adopted expenditures at approximately $78.2 million. A $9.4 million shortfall represents roughly 13 percent of all General Fund revenues; a deficit of significant magnitude for a city of South Gate's size and budget structure.

What Closing This Deficit Actually Means

A balanced budget is legally required, and the City will produce one. But the public should understand what balancing the budget without new recurring revenue will require.

Cutting $9.4 million from a $78.2 million operating budget means eliminating more than one dollar out of every eight the City spends delivering services.

Because the General Fund finances the City's core municipal operations, addressing a deficit of this magnitude would likely require adjustments to staffing levels, service delivery, facility operations, and community programs. Based on the City's current budget projections, addressing a deficit of this magnitude through expenditure reductions alone could require adjustments including:

- Reductions in Police Department staffing and services — including fewer officers available for patrol, longer response times to non-emergency calls, and reduced capacity for community policing and investigations;
- Closure or significantly reduced operating hours at City recreation centers, parks, and community facilities;
- Reduced public works maintenance, including street repair, graffiti abatement, and landscape maintenance in City parks and rights-of-way;
- Elimination or significant reduction of community programs, senior services, and youth programming;
- Substantial reductions in City staffing across multiple departments, affecting residents' day-to-day ability to access City services.

These examples illustrate the types of service impacts that could occur if the structural deficit is addressed solely through expenditure reductions.

The Path Forward
The ACFR presented tonight accurately reports the City's financial activity through June 30, 2025 and confirms that the City met all financial obligations during that period. It is appropriately presented as a receive-and-file item.

However, the ACFR does not, and by design cannot, capture the fiscal pressures the City's General Fund now faces. The ACFR is a backward-looking accounting document prepared under accrual-based governmental accounting standards. The fiscal pressures the City currently faces is a forward-looking policy reality that will be resolved through the FY 2026-27 budget process.

The City Council may consider policy options to address the structural deficit, including potential revenue measures, expenditure reductions, or a combination of both. The service and staffing adjustments described above represent the likely outcome absent new recurring revenue or other policy action.

Residents and stakeholders who review this ACFR should do so with full awareness that the City's audited financial position as of June 30, 2025 does not reflect the difficult and consequential decisions that lie ahead in Fiscal Year 2026-27 and beyond.

BACKGROUND: The Annual Comprehensive Financial Report (ACFR) is the City's official audited financial report prepared in accordance with accounting standards established by the Governmental Accounting Standards Board (GASB). The report includes the City's financial statements, notes, and statistical information regarding the City's financial condition.

The ACFR differs from the annual budget. While the budget is a forward-looking policy document that establishes spending authority and service priorities, the ACFR reports the actual financial results of the prior fiscal year.

Key highlights of the City's financial performance are summarized in the Management's Discussion and Analysis (MD&A) section of the ACFR, which provides an overview of financial results, changes in fund balances, and economic factors affecting the City.

The City's Federal Single Audit, which evaluates compliance with federal grant requirements, will be presented to the City Council separately once finalized.

ATTACHMENT: Fiscal Year 2024-25 Annual Comprehensive Financial Report

CITY OF SOUTH GATE, CALIFORNIA

ANNUAL COMPREHENSIVE FINANCIAL REPORT

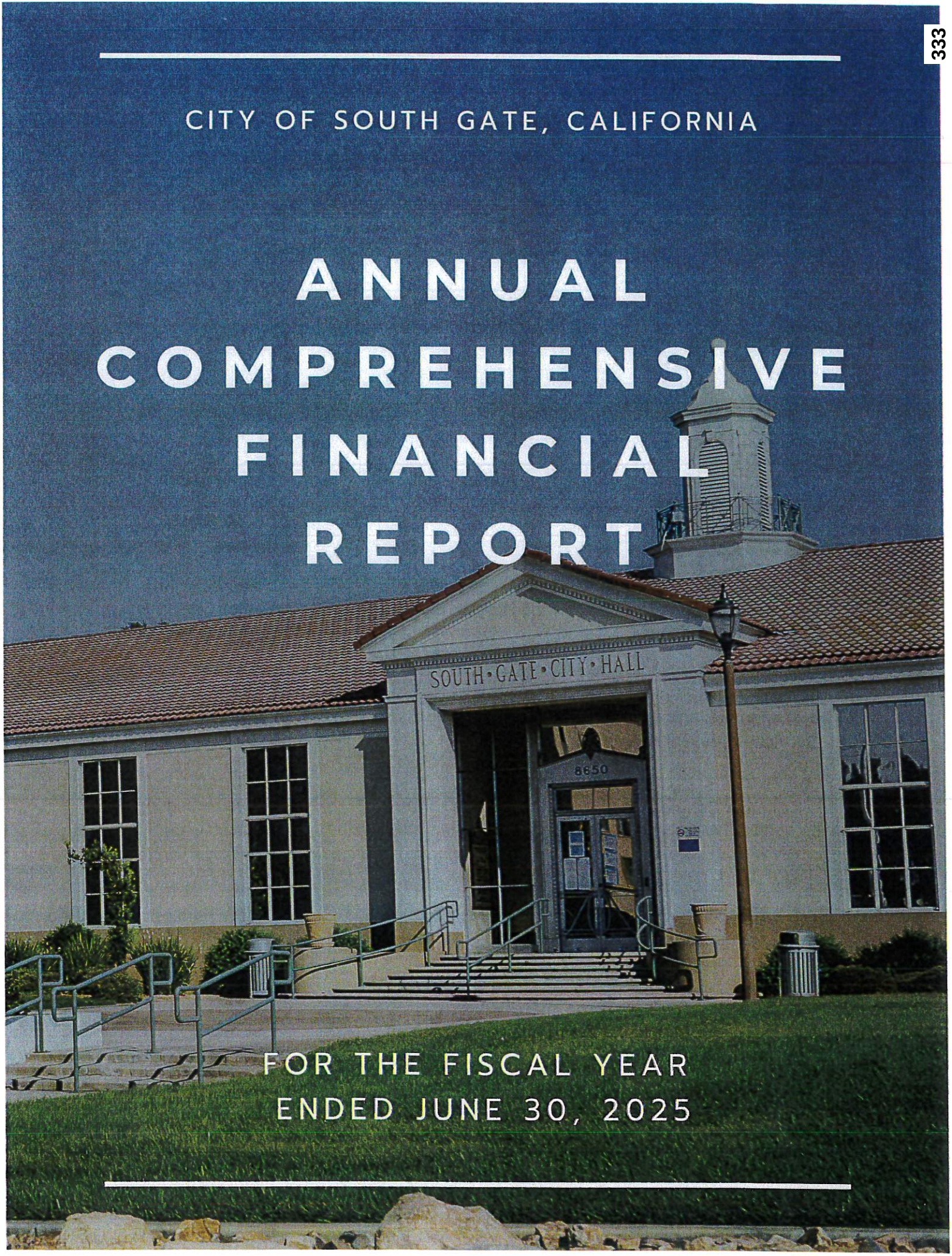

FOR THE FISCAL YEAR
ENDED JUNE 30, 2025

CITY OF SOUTH GATE

ANNUAL FINANCIAL COMPREHENSIVE REPORT

For Fiscal Year Ended June 30, 2025

Prepared by the Administrative Services Department

Luis Frausto
Administrative Services Director

Steven Aragon
Budget and Procurement Manager

Rick Pyles
Accounting and Finance Manager

Raul Rodriguez
Senior Financial Analyst

Adrian Alcala
Accountant

Connie Delaney
Payroll and Budget Analyst

Jessica Miranda-Santana
Management Analyst

Harmony Trax
Financial Management Analyst

Irma Martinez
Senior Customer Service Representative

Belinda Martinez
Acting Senior Customer Service Representative

Ruby Salamanca
Payroll Technician

Cynthia Lam
Intermediate Accounting Clerk II

Claudia Godinez
Intermediate Accounting Clerk I

Armando Quintero
Purchasing Clerk

Anita Velasquez
Customer Service Representative

Ruby Muller
Customer Service Representative

Ariana Clara
Administrative Services Clerk

Mary Ramirez
Administrative Services Clerk

CITY OF SOUTH GATE

Annual Comprehensive Financial Report

For the Year Ended June 30, 2025

Table of Contents

Page

INTRODUCTORY SECTION

Table of Contents i
Letter of Transmittal iv
Directory of Officials x
Organization Chart xi
GFOA Certificate of Achievement for Excellence in Financial Reporting xii

FINANCIAL SECTION

Independent Auditor's Report on the Financial Statements 1
Management's Discussion and Analysis (Required Supplementary Information) 4
Basic Financial Statements:
- Government-Wide Financial Statements:
  - Statement of Net Position 22
  - Statement of Activities 23
- Fund Financial Statements:
  - Governmental Fund Financial Statements:
    - Balance Sheet 30
    - Reconciliation of the Governmental Funds Balance Sheet to the Government-Wide Statement of Net Position 31
    - Statement of Revenues, Expenditures, and Changes in Fund Balances 32
    - Reconciliation of the Governmental Funds Statement of Revenues, Expenditures, and Changes in Fund Balances to the Government-Wide Statement of Activities 33
  - Proprietary Fund Financial Statements:
    - Statement of Net Position 36
    - Statement of Revenues, Expenses, and Changes in Net Position 38
    - Statement of Cash Flows 39
  - Fiduciary Fund Financial Statements:
    - Statement of Fiduciary Net Position 43
    - Statement of Changes in Fiduciary Net Position 44
- Notes to the Basic Financial Statements 45

Required Supplementary Information:
- Budgetary Comparison Schedules:
  - General Fund 95
  - Grants Special Revenue Fund 96
- Notes to the Budgetary Comparison Schedules 97

Table of Contents

Page

FINANCIAL SECTION (Continued)

Required Supplementary Information (Continued):
Schedule of Changes in Net Pension Liability and Related Ratios:
CalPERS Miscellaneous Plan 98
PARS - Supplemental Retirement Plan 100
Schedule of Proportionate Share of the Net Pension Liability and Related Ratios:
CalPERS Safety Plan 102
Schedule of Contributions:
CalPERS Miscellaneous Plan 104
CalPERS Safety Plan 106
PARS - Supplemental Retirement Plan 108
Schedule of Changes in Net Other Postemployment Benefits Liability and Related Ratios 110
Schedule of Contributions – Other Postemployment Benefits Plan 112
Supplementary Information:
Schedules of Revenues, Expenditures, and Changes in Fund Balance – Budget and Actual
Capital Improvement Projects Fund 116
Nonmajor Governmental Funds:
Combining Balance Sheet 121
Combining Statement of Revenues, Expenditures, and Changes in Fund Balances 128
Schedules of Revenues, Expenditures, and Changes in Fund Balance – Budget and Actual
Community Development Block Grant Special Revenue Fund 135
Housing Authority Special Revenue Fund 136
HOME Program Special Revenue Fund 137
Housing Successor Special Revenue Fund 138
Law Enforcement Grants Special Revenue Fund 139
West Santa Ana Branch TOD SIP 140
Air Quality Improvement Special Revenue Fund 141
TDA Bikeway Fund 142
Gas Tax Special Revenue Fund 143
Street Sweeping Special Revenue Fund 144
Prop A Transit Special Revenue Fund 145
Prop C Transit Special Revenue Fund 146
UDAG Special Revenue Fund 147
Public Access Corporation Special Revenue Fund 148
Street Lighting & Landscaping Special Revenue Fund 149
Measure R Transit Special Revenue Fund 150
Road Repair & Accountability Act Special Revenue Fund 151
Measure M Transit Special Revenue Fund 152
Park Enhancement Special Revenue Fund 153
CASp Special Revenue Fund 154

CITY OF SOUTH GATE

Annual Comprehensive Financial Report

For the Year Ended June 30, 2025

Table of Contents

Page

FINANCIAL SECTION (Continued)

Supplementary Information (Continued):
Nonmajor Governmental Funds (Continued):
Schedules of Revenues, Expenditures, and Changes in Fund Balance – Budget and Actual
Measure W Stormwater Special Revenue Fund 155
Used Oil Recycling Program Special Revenue Fund 156
Beverage Container Recycling Program Special Revenue Fund 157
Road Mitigation Program Special Revenue Fund 158
Housing Authority – Development Projects Special Revenue Fund 159
Permanent Local Housing Allocation Grant 160
Emergency Housing Voucher Special Revenue Fund 161
Integrated Waste Management Fund 162
SB 2 Grant Special Revenue Fund 163
Leap Grant Special Revenue Fund 164
American Rescue Plan Act Fund 165
Internal Service Funds:
Combining Statement of Net Position 168
Combining Statement of Revenues, Expenses, and Changes in Net Position 170
Combining Statement of Cash Flows 172
Custodial Funds:
Combining Statement of Fiduciary Net Position 178
Statement of Changes in Fiduciary Net Position 179

STATISTICAL SECTION

Statistical Section Overview 182
Net Position by Component 183
Changes in Net Position 185
Fund Balances of Governmental Funds 191
Changes in Fund Balances of Governmental Funds 193
Governmental Activities Tax Revenues by Source 197
Direct and Overlapping Property Tax Rates 199
Assessed Value of Taxable Property 201
Principal Property Taxpayers 203
Property Tax Levies and Collections 204
Ratios of Outstanding Debt by Type 205
Direct and Overlapping Debt 206
Legal Debt Margin Information 207
Pledged Revenue Coverage 209
Demographic and Economic Statistics 210
Full-Time Equivalent City Employees by Function 211
Operating Indicators by Function 213
Capital Asset Statistics by Function 215

Administrative Services Department
8650 California Avenue, South Gate, CA 90280
P: (323) 563-9574 F: (323) 569-2678
www.cityofsouthgate.org

City of South Gate™

February 12, 2026

To the Honorable Mayor, Members of the City Council,
and Citizens of the City of South Gate:

The Annual Comprehensive Financial Report (ACFR) of the City of South Gate for the fiscal year ended June 30, 2025, is hereby submitted. This report is prepared in accordance with California Government Code and local ordinance requirements, which mandate that the City issue, annually, a complete report of its financial position and activities and that it be audited by an independent firm of certified public accountants.

Responsibility for both the accuracy of the data, and the completeness and fairness of the presentation, including all disclosures, rests with the City. To the best of our knowledge and belief, the enclosed data is accurate in all material respects and is reported in a manner that fairly presents the financial position and results of operations of the various funds and component units of the City of South Gate. To the best of our knowledge and belief, there are no misstatements of material fact within the financial statements or omissions of material fact which would cause the financial statements to be misleading. All disclosures necessary to enable the reader to gain an understanding of the City's financial activities have been included.

The financial section of the ACFR includes Management's Discussion and Analysis (MD&A) of the financial activity. This letter of transmittal is designed to complement the MD&A and should be read in conjunction. The City's MD&A can be found immediately following the report of the independent auditors in the financial section of the ACFR.

The financial reporting entity (the government) includes all the funds of the primary government (i.e., the City of South Gate, as legally defined), as well as its component units, the South Gate Utility Authority, the South Gate Housing Authority, and the South Gate Public Financing Authority. A component unit is a legally separate entity for which the primary government is financially accountable.

Independent Audit

The City requires an annual audit by independent certified public accountants. The accounting firm Davis Farr LLP conducted this year's audit. The auditors' report on the government-wide financial statements and the combining and individual fund statements and schedules is included in the financial section of this report. Davis Farr LLP, Certified Public Accountants, has issued an unmodified opinion on the City of South Gate's financial statements for the year ended June 30, 2025. The independent auditor's report is located at the front of the financial section of this report.

As a recipient of federal financial assistance, the City is required to undergo an annual single audit in conformity with the Single Audit Act Amendments of 1996 and the U.S. Office of Management and Budget (OMB) Uniform Guidance. For the year ended June 30, 2025, $19.1 million in federal financial assistance program funds were expended, exceeding the $750,000 threshold requiring a single audit. The results of the single audit are presented in a separately issued report.

SOUTH GATE PROFILE

The City of South Gate, incorporated on January 20, 1923, under the general laws of the State of California. South Gate encompasses 7.4 square miles and is in the heart of the Los Angeles Metropolitan area. The city is characterized by a high-density, working-class community with a population of 92,955 according to the State of California Department of Finance. Services provided by the City include administration, police, public works, planning, building & safety, and parks & recreation. The City of South Gate provides a full range of services for the citizens delivered by the City's own employees. The City has its own Police Department but contracts for fire services through the Los Angeles County Fire Department (LACFD), and contracts with other governmental entities or private companies for library and refuse collection.

Centrally located, South Gate is an ideal location for commerce within a 15-mile radius of downtown Los Angeles, Los Angeles International Airport, and the Ports of Los Angeles and Long Beach. The city is linked to these sites by several major transportation thoroughfares, including the I-710 (Long Beach) and I-105 (Century) freeways, Firestone and Alameda Boulevards, and an extensive rail system with services provided by the Union Pacific and Southern Pacific Railroads. With a diverse mix of residential, commercial, and industrial areas, the City has promoted itself as an area rich in economic opportunities and continues to have many projects slated for development that will play a significant role in revitalizing the community.

The City has operated under the council-manager form of government since incorporation. Policy-making and legislative authority are vested in the governing City Council, which consists of five Council Members, including the Mayor and Vice-Mayor. The City Council is responsible for, among other things, passing ordinances, adopting the budget, appointing committees, and hiring the City Manager and the City Attorney. The City Council is elected on a non-partisan, at-large basis. Council Members are elected to four-year staggered terms with two or three Council Members elected every two years. Each year, the City Council selects the Mayor and Vice Mayor for a one-year term.

The City Manager serves at the pleasure of the City Council, administers the City's affairs, oversees the day-to-day operations of the government, appoints department heads, and carries out policies and ordinances established by the Council. The City provides the following municipal services:

Public Safety	Public Works	Community Services	Administrative
Police Services	Street Maintenance	Parks & Recreation	City Manager
Fire (Contract)	Water Utility	Community Development	City Clerk
Code Enforcement	Sewer Utility	Housing Programs	Finance
Animal Control	Refuse (Contract)	Library (Contract)	Human Resources
Emergency Mgmt.	Traffic Engineering	Senior Services	Information Technology

The annual budget serves as the foundation for the City's financial planning and control. Each year, all City departments are required to submit a request for appropriations to the City Manager. The City Manager uses these requests to develop a proposed budget and presents it to the Council for review by May 31. The Council is required to adopt a final budget no later than July 30. The City of South Gate maintains budgetary controls. The objective of these budgetary controls is to ensure compliance with legal provisions contained in the annually appropriated budgets approved by the City Council. The activities of the General Fund, Special Revenue funds, Capital Projects funds, Debt Service funds, and the Proprietary funds are included in the annual appropriated budgets of the government units. The level of budgetary control (i.e., the level at which expenditures cannot legally exceed the appropriated amount) is established at the department level within each fund. Formal budgetary integration is employed as a management control device. The City also maintains an encumbrance accounting system as one method of maintaining budgetary control.

The Administrative Services Department is responsible for establishing and maintaining an appropriate internal control structure. The internal control system is designed to ensure that the assets of the City are protected from loss, theft, or misuse and to ensure that adequate accounting data is compiled to allow for the preparation of financial statements in conformity with Generally Accepted Accounting Principles. The internal control structure is designed to provide reasonable, but not absolute, assurance that these objectives are met. The concept of reasonable assurance recognizes that: (1) the cost of a control should not exceed the benefits likely to be derived; and (2) The valuation of costs and benefits requires estimates and judgments by management.

STRATEGIC POSITION AND ECONOMIC CONDITION

The City of South Gate ended Fiscal Year 2024–25 with a $14.9 million increase in governmental activities net position and maintained positive overall fund balances. These results reflect continued fiscal discipline and the City's ability to meet its financial obligations. At the same time, management recognizes that the expiration of one-time American Rescue Plan Act (ARPA)

funding requires a deliberate transition toward long-term structural balance. With those federal resources now largely expended, future budgets must rely on sustainable, recurring revenues to support ongoing service levels.

Accordingly, the City's strategic focus is centered on aligning recurring revenues with recurring expenditures. Management is advancing multi-year financial forecasting, strengthening expenditure controls, evaluating cost recovery for services, and assessing long-term revenue sustainability to ensure fiscal stability in the years ahead.

Local Economy

South Gate's economy continues to benefit from its strategic location within the Los Angeles metropolitan area, with convenient access to major freeways (I-710, I-105, and I-5) and proximity to the Ports of Los Angeles and Long Beach. The City's unemployment rate of 5.1% has remained stable. The local housing market has remained resilient, with assessed valuations supporting steady property tax growth. Commercial and industrial activity, representing approximately 34% of the property tax base, provides economic diversification.

South Gate has transformed from its earlier industrial heritage into a diverse urban community. The Azalea Regional Shopping Center, anchored by major retailers, continues to generate significant sales tax revenue. The City's location and transportation infrastructure position it favorably for continued commercial activity and redevelopment opportunities.

Major Revenue Trends

The City's two largest own-source revenues, sales tax and property tax, have shown divergent trends over the past decade. Sales tax revenue, historically the City's primary operating revenue source, comprising approximately 23% of governmental revenues, has experienced periodic volatility tied to regional economic conditions and shifts in consumer spending patterns. Property tax revenue, the second-largest source at approximately 15% of governmental revenues, has grown more steadily, supported by incremental improvements in assessed valuations.

For FY 2025-26, sales tax revenue is projected to flatten while property tax is expected to increase modestly by 0.6%. The City continues to monitor revenue trends and evaluate opportunities to diversify and stabilize its revenue base.

Capital Assets and Infrastructure

The City continues to make strategic investments in its infrastructure and public facilities to support long-term service delivery and community needs. During fiscal year 2024–25, capital outlays totaled approximately $31.4 million, significantly exceeding annual depreciation expense and resulting in a net increase in capital assets. As of June 30, 2025, total capital assets, net of accumulated depreciation, were approximately $352 million.

Capital activity during the year included improvements to streets and transportation infrastructure, water and sewer system upgrades, facility improvements, and public safety–related investments.

These projects were funded primarily through restricted revenues, grants, enterprise funds, and prior-year carryovers rather than discretionary General Fund resources.

Maintaining and modernizing infrastructure remains a central priority. While current investments strengthen the City's asset base and service capacity, long-term sustainability will depend on continued identification of reliable funding sources to address ongoing capital replacement needs and mitigate deferred maintenance risk. Additional information on capital assets is presented in Note 6 to the financial statements.

Long-Term Financial Planning

Management maintains a forward-looking approach to fiscal sustainability. The City has established and maintained prudent financial policies, including General Fund reserve policies requiring emergency reserves and budget stabilization funds. As of June 30, 2025, the General Fund reported a committed fund balance of $13.0 million for emergency reserves, $6.0 million for budget stabilization, and $1.7 million for OPEB obligations.

The City continues to address its long-term pension and other postemployment benefit (OPEB) obligations through consistent funding of actuarially determined contributions. The trajectory of these obligations, combined with other fixed costs, underscores the importance of maintaining adequate reserves and evaluating long-term revenue strategies.

AWARD AND ACKNOWLEDGEMENTS

The Government Finance Officers Association of the United States and Canada (GFOA) administers a prestigious national award program that recognizes conformance to the highest standards of report preparation. To be awarded a Certificate of Achievement, a government unit must publish an easily readable, well-organized Annual Comprehensive Financial Report (ACFR). This report must satisfy both Generally Accepted Accounting Principles and applicable legal requirements. A Certificate of Achievement is valid for one year only. The City of South Gate strives to achieve this prestigious award each year. The City of South Gate submitted its ACFR for the fiscal year ended June 30, 2024, and was awarded the GFOA award of Certificate of Achievement for Excellence in Financial Reporting. I believe our current ACFR continues to meet the Certificate of Achievement program's requirements, and I am submitting it to the GFOA for eligibility consideration for another certificate.

The preparation of this report is a team effort involving many dedicated people across the entire organization. We would like to express our appreciation to the talented finance professionals throughout the City, led by Luis Frausto, Director of Administrative Services. Appreciation is also expressed to Davis Farr LLP, the City's independent auditors, for their expertise, guidance, assistance, and professionalism in preparing this year's report. Finally, we would like to express our sincere thanks to the City Council for its support in maintaining the highest standards of professionalism in managing the City of South Gate's finances.

Respectfully submitted,

Rob Houston
City Manager

Luis Frausto
Director of Administrative Services

CITY OF SOUTH GATE
ELECTED AND ADMINISTRATIVE OFFICIALS

Mayor	Joshua Barron
Vice Mayor	Al Rios
Councilmember	Maria del Pilar Avalos
Councilmember	Maria Davila
Councilmember	Gil Hurtado
City Clerk	Yodit Glaze
City Treasurer	Jose De La Paz
City Manager	Rob Houston
City Attorney	Raul Salinas
Assistant City Manager/Director of Public Works	Arturo Cervantes
Police Chief	Manuel Arana
Director of Administrative Services	Luis Frausto
Director of Community Development	Gabriel Perez
Acting Director of Parks & Recreation	Tina De La Rosa

CITY OF SOUTH GATE

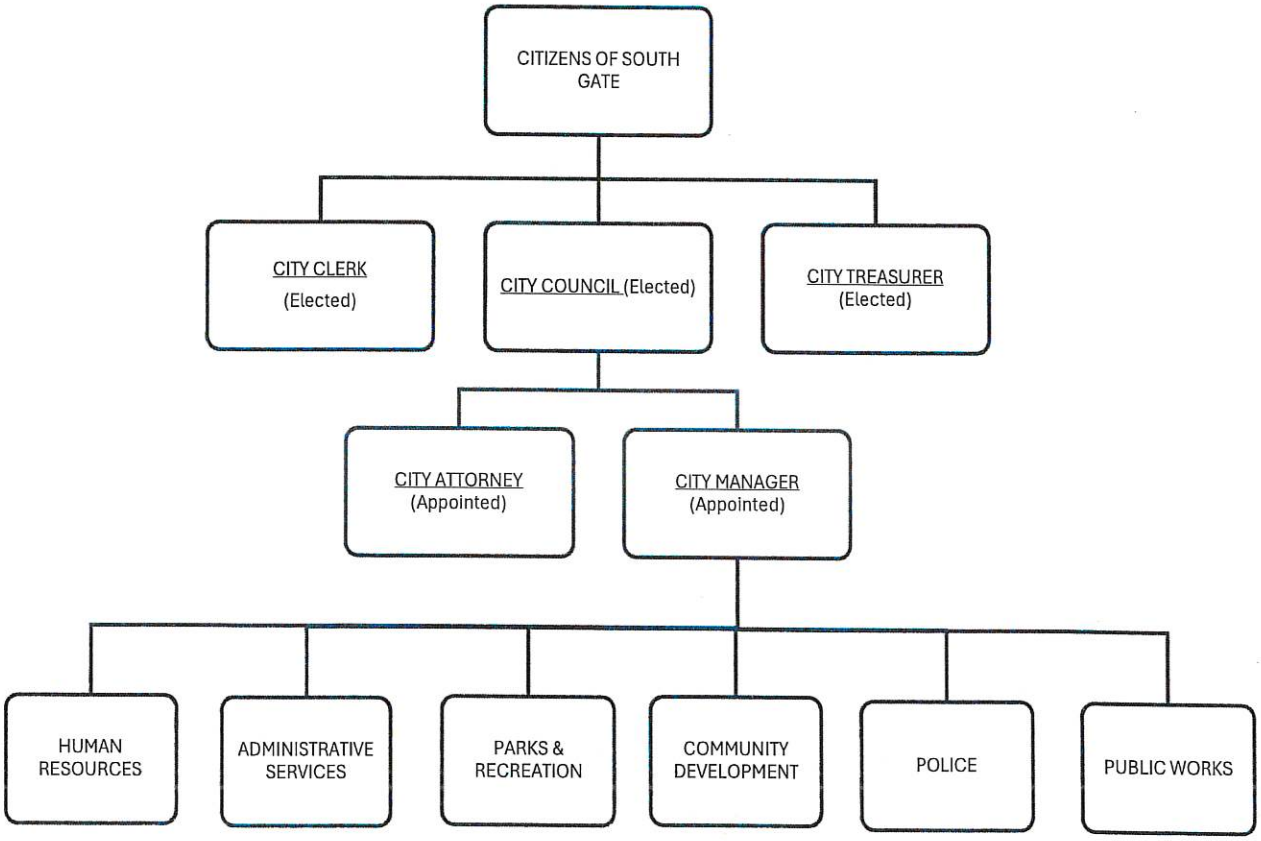

Government Finance Officers Association

Certificate of Achievement for Excellence in Financial Reporting

Presented to

City of South Gate
California

For its Annual Comprehensive
Financial Report
For the Fiscal Year Ended

June 30, 2024

Christopher P. Morrill

Executive Director/CEO

DavisFarr
CERTIFIED PUBLIC ACCOUNTANTS

Davis Farr LLP
18201 Von Karman Avenue | Suite 1100 | Irvine, CA 92612
Main: 949.474.2020 | Fax: 949.263.5520

INDEPENDENT AUDITOR'S REPORT

The Honorable Mayor and
Members of the City Council
of the City of South Gate
South Gate, California

Report on the Audit of the Financial Statements

Opinions

We have audited the financial statements of the governmental activities, the business-type activities, each major fund, and the aggregate remaining fund information of the City of South Gate (the City), as of and for the year June 30, 2025, and the related notes to the financial statements, which collectively comprise the City's basic financial statements as listed in the table of contents.

In our opinion, the accompanying financial statements present fairly, in all material respects, the respective financial position of the governmental activities, the business type activities, each major fund, and the aggregate remaining fund information of the City, as of June 30, 2025, and the respective changes in financial position and, where applicable, cash flows thereof for the year then ended in accordance with accounting principles generally accepted in the United States of America.

Basis for Opinions

We conducted our audit in accordance with auditing standards generally accepted in the United States of America (GAAS) and the standards applicable to financial audits contained in *Government Auditing Standards*, issued by the Comptroller General of the United States. Our responsibilities under those standards are further described in the Auditor's Responsibilities for the Audit of the Financial Statements section of our report. We are required to be independent of the City and to meet our other ethical responsibilities, in accordance with the relevant ethical requirements relating to our audit. We believe that the audit evidence we have obtained is sufficient and appropriate to provide a basis for our audit opinions.

Emphasis of Matter

The financial statements for the year ended June 30, 2025 reflect a prior period adjustment as described further in Notes 1 and 17 due to the implementation of Governmental Accounting Standards Board (GASB) Statement No. 101, Compensated Absences. Our opinions are not modified with respect to this matter.

Responsibilities of Management for the Financial Statements

The City's management is responsible for the preparation and fair presentation of the financial statements in accordance with accounting principles generally accepted in the United States of America, and for the design, implementation, and maintenance of internal control relevant to the preparation and fair presentation of financial statements that are free from material misstatement, whether due to fraud or error. In preparing the financial statements, management is required to evaluate whether there are conditions or events, considered in the aggregate, that raise substantial doubt about the City's ability to continue as a going concern for one year after the date that the financial statements are issued.

Auditor's Responsibilities for the Audit of the Financial Statements

Our objectives are to obtain reasonable assurance about whether the financial statements as a whole are free from material misstatement, whether due to fraud or error, and to issue an auditor's report that includes our opinions. Reasonable assurance is a high level of assurance but is not absolute assurance and therefore is not a guarantee that an audit conducted in accordance with GAAS will always detect a material misstatement when it exists. The risk of not detecting a material misstatement resulting from fraud is higher than for one resulting from error, as fraud may involve collusion, forgery, intentional omissions, misrepresentations, or the override of internal control. Misstatements are considered material if there is a substantial likelihood that, individually or in the aggregate, they would influence the judgment made by a reasonable user based on the financial statements.

In performing an audit in accordance with GAAS, we:

- Exercise professional judgment and maintain professional skepticism throughout the audit.
- Identify and assess the risks of material misstatement of the financial statements, whether due to fraud or error, and design and perform audit procedures responsive to those risks. Such procedures include examining, on a test basis, evidence regarding the amounts and disclosures in the financial statements.
- Obtain an understanding of internal control relevant to the audit in order to design audit procedures that are appropriate in the circumstances, but not for the purpose of expressing an opinion on the effectiveness of the City's internal control. Accordingly, no such opinion is expressed.
- Evaluate the appropriateness of accounting policies used and the reasonableness of significant accounting estimates made by management, as well as evaluate the overall presentation of the financial statements.
- Conclude whether, in our judgment, there are conditions or events, considered in the aggregate, that raise substantial doubt about the City's ability to continue as a going concern for a reasonable period of time.

We are required to communicate with those charged with governance regarding, among other matters, the planned scope and timing of the audit, significant audit findings, and certain internal control–related matters that we identified during the audit.

Required Supplementary Information

Accounting principles generally accepted in the United States of America require that the *management's discussion and analysis*, the *pension and OPEB schedules*, and the *budgetary comparison schedules* identified as Required Supplementary Information (RSI) in the accompanying table of contents be presented to supplement the basic financial statements. Such information is the responsibility of management and, although not a part of the basic financial statements, is required by the Governmental Accounting Standards Board who considers it to be an essential part of financial reporting for placing the basic financial statements in an appropriate operational, economic, or historical context. We have applied certain limited procedures to the required supplementary information in accordance with auditing standards generally accepted in the United States of America, which consisted of inquiries of management about the methods of preparing the information and comparing the information for consistency with management's responses to our inquiries, the basic financial statements, and other knowledge we obtained during our audit of the basic financial statements. We do not express an opinion or provide any assurance on the information because the limited procedures do not provide us with sufficient evidence to express an opinion or provide any assurance.

Supplementary Information

Our audit was conducted for the purpose of forming opinions on the financial statements that collectively comprise the City's basic financial statements. The *combining and individual nonmajor fund financial statements and schedules* are presented for purposes of additional analysis and are not a required part of the basic financial statements.

The *combining and individual nonmajor fund financial statements and schedules* are the responsibility of management and were derived from and relate directly to the underlying accounting and other records used to prepare the basic financial statements. Such information has been subjected to the auditing procedures applied in the audit of the basic financial statements and certain additional procedures, including comparing and reconciling such information directly to the underlying accounting and other records used to prepare the basic financial statements or to the basic financial statements themselves, and other additional procedures in accordance with auditing standards generally accepted in the United States of America. In our opinion, the *combining and individual nonmajor fund financial statements and schedules* are fairly stated, in all material respects, in relation to the basic financial statements as a whole.

Other Information

Management is responsible for the other information included in the Annual Comprehensive Financial Report. The other information comprises the *introductory section* and *statistical section* but does not include the financial statements and our auditor's report thereon. Our opinions on the financial statements do not cover the other information, and we do not express an opinion or any form of assurance thereon. In connection with our audit of the financial statements, our responsibility is to read the other information and consider whether a material inconsistency exists between the other information and the financial statements, or the other information otherwise appears to be materially misstated. If, based on the work performed, we conclude that an uncorrected material misstatement of the other information exists, we are required to describe it in our report.

Other Reporting Required by *Government Auditing Standards*

In accordance with *Government Auditing Standards*, we have also issued our report dated February 12, 2026 on our consideration of the City's internal control over financial reporting and on our tests of its compliance with certain provisions of laws, regulations, contracts, and grant agreements and other matters. The purpose of that report is solely to describe the scope of our testing of internal control over financial reporting and compliance and the results of that testing, and not to provide an opinion on the effectiveness of internal control over financial reporting or on compliance. That report is an integral part of an audit performed in accordance with *Government Auditing Standards* in considering the City's internal control over financial reporting and compliance.

Davis Farr LLP

Irvine, California
February 12, 2026

Overview of the Financial Statements

This Management's Discussion and Analysis (MD&A) presents management's narrative interpretation of the City of South Gate's financial performance and condition for the fiscal year ended June 30, 2025. It is intended to complement, not duplicate, the accompanying basic financial statements and should be read in conjunction with those statements and the related notes.

The City's financial statements are presented from two complementary perspectives. The government-wide financial statements provide a long-term, economic view of the City as a whole using the accrual basis of accounting. These statements report all assets, deferred outflows of resources, liabilities, and deferred inflows, including capital assets and long-term obligations such as pensions, other postemployment benefits (OPEB), leases, and bonded debt.

The fund financial statements focus on the City's near-term financial position and results of operations using the modified accrual basis of accounting. These statements emphasize fiscal accountability by reporting balances of spendable resources and demonstrating compliance with the legally adopted budget.

Together, these perspectives illustrate both the City's annual operating results and its longer-term fiscal commitments.

Fiscal Snapshot: Fiscal Year 2024–25

While the City's government-wide net position increased by $16.2 million during FY 2024–25 and total fund balances remained positive, these headline figures do not fully reflect the City's long-term operating dynamics. The increase in government-wide net position primarily reflects accounting recognition of capital assets, restricted resources, and other non-operating factors, rather than changes in discretionary General Fund operating capacity.

The General Fund, which supports core municipal services such as public safety, parks, and general government, has experienced a recurring pattern in which ongoing expenditures have exceeded ongoing revenues in recent fiscal years, resulting in the planned use of one-time resources and fund balance as part of adopted budgets. In recent fiscal years, this gap was addressed through the use of one-time resources, most notably approximately $18 million in federal American Rescue Plan Act (ARPA) funding, along with interfund transfers and planned use of fund balance.

As ARPA resources have been largely expended, future budgets will increasingly require policy decisions regarding service levels, expenditure controls, and the identification of sustainable recurring revenues. These conditions represent a long-term operating and policy consideration rather than a liquidity or solvency issue. Management does not believe the City will have difficulty meeting its financial obligations as they come due.

The discussion that follows presents the City's financial results in accordance with generally accepted accounting principles, beginning with the government-wide perspective and then focusing on individual funds, including the General Fund.

Financial Highlights

Government-wide Financial Statements

- Net Position: The total assets and deferred outflows of the City of South Gate exceeded total liabilities and deferred inflows at the close of the fiscal year ended June 30, 2025, by $324.1 million. This amount is referred to as the City's net position and is driven primarily by capital assets and legally restricted resources rather than discretionary operating funds. Of this amount, $328.7M is invested in capital assets, $43.7M is restricted for public works, housing activities, community development projects, public safety and debt service, and $48.4M is an unrestricted deficit amount.

- Changes in Net Position: The City's net position increased by $16.2M year over year (from $307.9M prior fiscal year ending balance, which included a -$78k prior period adjustment, to $324.1M balance at June 30, 2025). Governmental Activities increased by $14.8M while Business-type activities increased by $1.3M in net position.

- Long-Term Debt: The City's total long-term liabilities decreased from $195.8M to $193.8M year over year as of June 30, 2025, a net decrease of $2.0M. The net decrease was mainly from a $2.5M decrease in net pension liability, a $1.8M decrease in revenue bond debt, and a $1.6M decrease in pension obligation bond debt.

- Capital Assets: The City's capital assets totaled $352M on June 30, 2025, a net increase of $23.5M over the prior year balance of $328.5M. The net increase consists of an increase in Governmental activities of $21.5M while Business-type activities contributed $1.9M.

- Federal American Rescue Plan Act (ARPA) funds continued to materially support General Fund operations during FY 2024–25. Over the past several fiscal years, more than $18 million in one-time federal relief was used to offset ongoing operating costs, ARPA temporarily offsetting ongoing operating costs that otherwise would have required policy adjustments in the General Fund.

- Capital investment remained significant, particularly in streets, water, facilities, and infrastructure, and was funded primarily through restricted revenues, grants, enterprise funds, and prior-year carryovers rather than discretionary General Fund resources.

Fund Financial Statements

At June 30, 2025, total governmental fund balances decreased from the prior year, primarily due to capital outlay expenditures and the timing of grant reimbursements.

General Fund: As of June 30, 2025, expenditures and transfers-out exceeded revenues and transfers-in by $0.5M, decreasing the fund balance from $37.6M to $37.1M. Of the $37.1M fund balance, $9.4M is unassigned and is available for future appropriations at the City's discretion.

The General Fund reported a total fund balance that included:

- Committed reserves of $13.0 million for emergencies,
- Budget stabilization reserves of $6.0 million,
- An OPEB trust commitment of $1.7 million

Governmental Funds: As of June 30, 2025, the City's governmental funds reported a combined ending fund balance of $67.6M, a decrease of $4.2M (5.9%) over the prior year's fund balance.

While total governmental fund balances remained substantial, a significant portion of these balances is restricted, committed, or temporarily unavailable due to legal constraints or reimbursement timing. Several special revenue and capital project funds reported deficit balances at year-end, reflecting expenditures incurred in advance of revenue receipt rather than structural shortfalls. Management actively monitors these funds to ensure liquidity, compliance, and timely reimbursement.

Change in Accounting Principle – GASB Statement No. 101

During FY 2024–25, the City implemented GASB Statement No. 101, Compensated Absences, which refines the criteria for when leave balances are recognized as liabilities. Implementation resulted in a prior-period adjustment to beginning net position to reflect the cumulative effect of the accounting change.

This adjustment had no impact on cash balances, fund balances, or operating results and represents a presentation change intended to improve consistency and transparency in financial reporting.

Using the Accompanying Financial Statements

This annual report consists of a series of financial statements. The Statement of Net Position and the Statement of Activities provide information about the activities of the City of South Gate as a whole and present a longer-term view of the City's finances. Also included in the accompanying reports are fund financial statements. For governmental activities, the fund financial statements tell how these services were financed in the short term as well as what remains for future spending. Fund financial statements also report the City's operations in more detail than the government-wide statements by providing information about the City's most significant funds. The remaining statements provide financial information about activities for which the City acts solely as a trustee or agent for the benefit of others outside of the government.

Overview of the Financial Statements

This discussion and analysis are intended to serve as an introduction to the City's basic financial statements, which are comprised of three components: 1) government-wide financial statements, 2) fund financial statements, and 3) notes to the financial statements. This Annual Comprehensive Financial Report also contains other supplementary information in addition to the basic financial statements.

Government-wide financial statements: The *government-wide financial statements* are designed to provide readers with a broad overview of the City of South Gate's finances, in a manner similar to a private-sector business.
The *statement of net position* presents information on all of the City of South Gate's assets (including deferred outflows of resources) and liabilities (including deferred inflows of resources), with the difference between them reported as *net position*. Over time, increases or decreases in net position may serve as a useful indicator of whether the financial position of the City of South Gate is improving or deteriorating.

The *statement of activities* presents information on how the City's net position changed during the most recent fiscal year. All changes in net position are reported as soon as the underlying event giving rise to the change occurs, *regardless of the timing of related cash flows*. Thus, revenues and expenses are reported in this statement for some items that will only result in cash flows in future fiscal periods (e.g. uncollected taxes and earned but unused vacation leave).

Both statements include not only the City of South Gate itself (known as the *primary government*) but also the South Gate Utility Authority, the South Gate Housing Authority and the South Gate Public Financing Authority, for which the City of South Gate is financially accountable. Financial information on these *component units* is reported separately from the financial information presented for the primary government itself.

After the dissolution of the South Gate Community Development Commission (Redevelopment Agency), the City of South Gate elected to become the Successor Agency for the former Community Development Commission and the remaining assets and activities of the dissolved redevelopment agency were reported in a fiduciary fund (private-purpose trust fund) in the financial statements of the City.

Fund financial statements: A *fund* is a grouping of related accounts that is used to maintain control over resources that have been segregated for specific activities or objectives. The City of South Gate, like other state and local governments, uses fund accounting to ensure and demonstrate compliance with finance-related legal requirements. All the funds of the City of South Gate can be divided into three categories: governmental funds, proprietary funds and fiduciary funds.

- ***Governmental funds.*** Most of the City's basic services are reported in governmental funds, which focus on how money flows in and out of those funds and the balances left at year end that are available for spending. These funds are reported using the *modified accrual* basis of accounting, which measures cash and all other *current* financial assets that can readily be converted to cash. The governmental fund statements provide a detailed short-term view of the City's general government operations and the basic services it provides. Governmental fund information helps determine whether there are more or fewer financial resources that can be spent in the near future to finance the City's programs. The relationship or differences between *governmental activities* (reported in the Statement of Net Position and the Statement of Activities) and *governmental funds* are described in the reconciliation at the bottom of the fund financial statements.

- ***Proprietary funds.*** When the City charges customers for the services it provides – whether to outside customers or to other units of the City – these services are generally reported in proprietary funds. Proprietary funds are reported in the same way that all activities are reported in the Statement of Net Position and the Statement of Activities. In fact, the City's enterprise funds (a component of proprietary funds) are the same as the business-type activities reported in the government-wide statements but provide more detail and additional information, such as cash flows, for proprietary funds. Internal service funds (the other component of proprietary funds) are used to report activities that provide supplies and services for the City's other programs and activities.

- ***Fiduciary funds.*** The City of South Gate is an agent for certain assets held for, and under the control of, other organizations and individuals. All of the City's fiduciary activities are reported in a separate Statement of Fiduciary Assets. These activities are excluded from the other financial statements because the City cannot use these assets to finance its operations. The City is responsible for ensuring that the assets reported in these funds are used for their intended purposes.

Notes to the basic financial statements: The notes provide additional information that is essential to a full understanding of the data provided in the government-wide and fund financial statements. The notes to the financial statements can be found on page 42 immediately following the basic financial statements.

Other information: In addition to the basic financial statements and accompanying notes, this Annual Comprehensive Financial Report also presents certain *required supplementary information,* providing budgetary comparison schedules for budgeted versus actual revenues and expenditure of the City's major funds.

The combining statements referred to earlier in connection with the non-major governmental funds and internal service funds are presented immediately following the required supplementary information on budget comparisons.

Government-wide Financial Analysis

As noted earlier, net position may serve over time as a useful indicator of a government's financial position. For the City of South Gate, assets and deferred outflows of resources exceed liabilities and deferred inflows of resources by $324.1M on June 30, 2025, as shown in Table 1.

Table 1
Statement of Net Positions

	Governmental Activities		Business-Type Activities		Total	
	2025	2024	2025	2024	2025	2024
Current and other assets	$ 122,489,183	$ 132,515,357	$ 46,463,011	$ 49,515,701	$ 168,952,194	$ 182,031,058
Capital assets	293,675,005	272,148,157	58,345,680	56,404,430	352,020,685	328,552,587
Total assets	**416,164,188**	**404,663,514**	**104,808,691**	**105,920,131**	**520,972,879**	**510,583,645**
Deferred Outflows	37,876,808	50,325,712	3,215,930	3,370,804	41,092,738	53,696,516
Total Deferred Outflows	**37,876,808**	**50,325,712**	**3,215,930**	**3,370,804**	**41,092,738**	**53,696,516**
Long-term debt outstanding	154,973,778	153,084,165	30,743,131	30,818,377	185,716,909	183,902,542
Other liabilities	29,368,859	42,183,806	8,656,298	10,934,914	38,025,157	53,118,720
Total liabilities	**184,342,637**	**195,267,971**	**39,399,429**	**41,753,291**	**223,742,066**	**237,021,262**
Deferred Inflows	12,970,648	17,839,289	1,244,660	1,488,892	14,215,308	19,328,181
Total Deferred Inflows	**12,970,648**	**17,839,289**	**1,244,660**	**1,488,892**	**14,215,308**	**19,328,181**
Net position:						
Invested in net capital assets	292,377,240	270,916,261	36,399,999	32,690,324	328,777,239	303,606,585
Restricted	43,786,379	55,333,095	-	-	43,786,379	55,333,095
Unrestricted (deficit)	(79,435,908)	(84,367,390)	30,980,533	33,358,428	(48,455,375)	(51,008,962)
Total net position	**$256,727,711**	**$ 241,881,966**	**$67,380,532**	**$66,048,752**	**$324,108,243**	**$307,930,718**

The largest portion of the City's net position reflects its investment in capital assets (e.g., land, buildings, machinery, and equipment) of $352M, less any related debt used to acquire those assets that are still outstanding. The City of South Gate uses these capital assets to provide services to citizens; consequently, these assets are not available for future spending. Although the City's investment in its capital assets is reported net of related debt, it should be noted that the resources needed to repay this debt must be provided from other sources, since the capital assets themselves cannot be used to liquidate these liabilities. Another portion of the City's net position, $43.8M, represents resources that are subject to external restrictions on how they may be used. The remaining Unrestricted Net Position (deficit) balance of $48.4M is $2.5M less than it was in the prior year.

(Intentionally left blank)

Table 2
Statement of Changes in Net Position

	Governmental Activities		Business-type Activities		Total	
	2025	2024	2025	2024	2025	2024
Revenues						
Program revenues:						
Charges for services	$ 9,848,131	$ 9,856,922	$ 22,719,664	$ 20,649,328	$ 32,567,795	$ 30,506,250
Operating grants & contributions	35,218,428	30,181,248	-	260,898	35,218,428	30,442,146
Capital grants & contributions	17,385,994	13,078,763	-	-	17,385,994	13,078,763
General revenues:						
Property taxes	18,485,779	17,497,330	-	-	18,485,779	17,497,330
Sales taxes	27,329,948	28,409,477	-	-	27,329,948	28,409,477
Other taxes	5,744,309	6,089,703	-	-	5,744,309	6,089,703
Investment income	3,699,121	4,700,589	1,804,933	2,201,865	5,504,054	6,902,454
Other revenues	2,701,162	1,930,266	-	-	2,701,162	1,930,266
Total revenues	**120,412,872**	**111,744,298**	**24,524,597**	**23,112,091**	**144,937,469**	**134,856,389**
Program expenses						
General government	19,059,293	16,413,199	-	-	19,059,293	16,413,199
Public works	22,363,765	22,952,722	-	-	22,363,765	22,952,722
Parks & recreation	12,357,498	12,021,277	-	-	12,357,498	12,021,277
Police	36,968,644	36,406,461	-	-	36,968,644	36,406,461
Community development	15,754,270	13,292,018	-	-	15,754,270	13,292,018
Interest expense	413,845	521,688	-	-	413,845	521,688
Sewer	-	-	2,401,560	1,781,022	2,401,560	1,781,022
Water	-	-	19,010,988	15,023,964	19,010,988	15,023,964
Refuse	-	-	352,274	574,598	352,274	574,598
Total expenses	**106,917,315**	**101,607,365**	**21,764,822**	**17,379,584**	**128,682,137**	**118,986,949**
Revenues over (under) expenditures	13,495,557	10,136,933	2,759,775	5,732,507	16,255,332	15,869,440
Transfers	1,411,826	1,319,642	(1,411,826)	(1,319,642)	-	-
Changes in Net Position	**14,907,383**	**11,456,575**	**1,347,949**	**4,412,865**	**16,255,332**	**15,869,440**
Beginning net position, restated	241,820,328	230,425,391	66,032,583	61,635,887	307,852,911	292,061,278
Ending net position, restated	**$ 256,727,711**	**$ 241,881,966**	**$ 67,380,532**	**$ 66,048,752**	**$ 324,108,243**	**$ 307,930,718**

Governmental Activities: Governmental activities are primarily supported by property tax, sales and use tax, intergovernmental revenues, and charges for services.

During FY 2024–25, governmental revenues increased modestly, driven largely by growth in assessed valuation and locally generated sales tax. These gains were partially offset by volatility in economically sensitive revenues and the continued expiration of one-time funding sources.

Governmental expenditures continued to rise, reflecting escalating CalPERS unfunded actuarial accrued liability (UAL) payments, higher health, workers' compensation, and general liability insurance costs, inflationary pressure on labor, materials, and contracted services, and ongoing subsidy requirements for certain special revenue and internal service funds.

As a result, expenditure growth continued to outpace recurring revenue growth, increasing long-term budgetary pressure within the General Fund and reducing flexibility in future budget development.

As shown in Table 2, the City's net position for its governmental activities increased by $14.9M as of June 30, 2025. Program revenues increased by $9.3M this fiscal year mainly from an increase in capital grants received. General revenues decreased $667K this year mainly due to decreases in sales taxes and investment income. Program expenses increased by $5.3M from $101.6M in FY 2024 to $106.9M in FY 2025, primarily from general government, police and community development activities.

The City of South Gate relies heavily on federal, state, and local grant funds (44%) as a major funding source for capital projects and eligible operating costs. After grants, sales tax (23%), property taxes (15%) and charges for services (8%) remain the most significant sources of the Governmental Activities revenue stream.

Revenues by Source – Governmental Activities

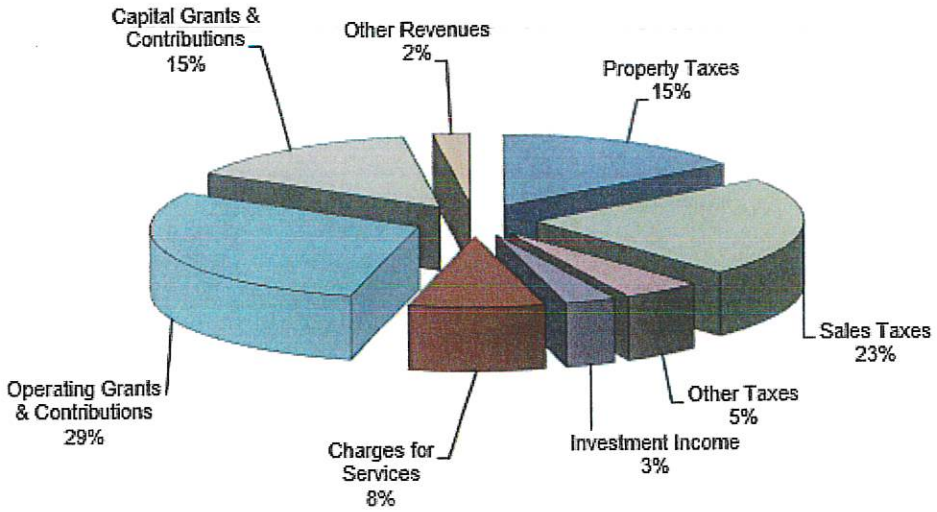

The cost of all governmental activities this year was $106.9M compared to $101.6M in the prior year. Governmental activities generated sufficient revenues to pay these costs with $9.8M paid for by those who directly benefited from programs provided, $52.6M being subsidized by grants received from other governmental organizations for both capital and operating activities, and $57.9M coming from general taxes, investment income, and other revenues.

(Intentionally left blank)

Expenses and Program Revenues – Governmental Activities

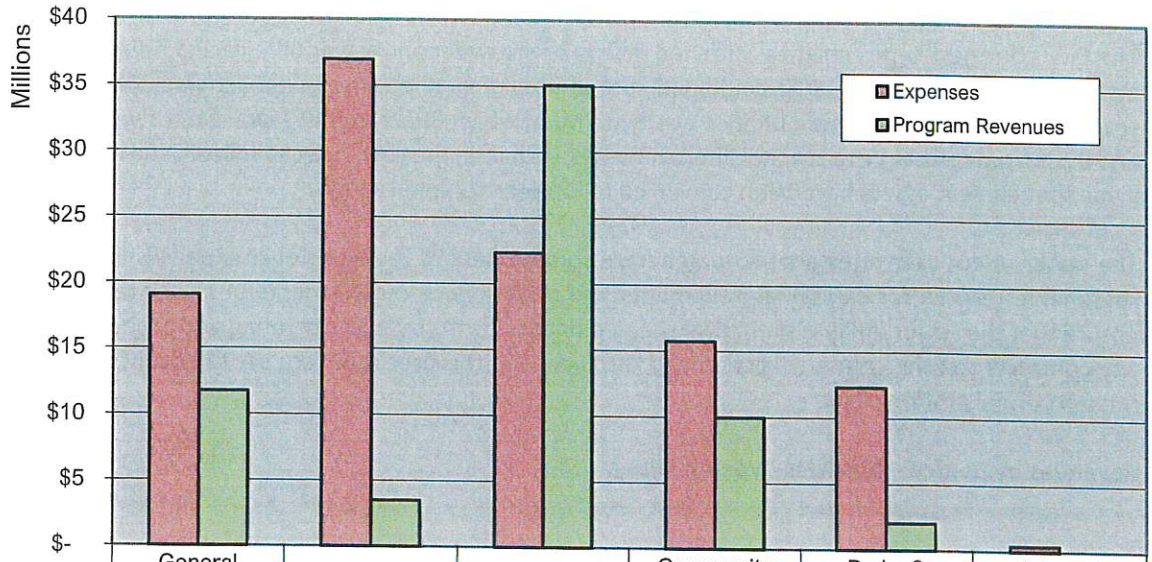

	General Government	Police	Public Works	Community Development	Parks & Recreation	Interest expense
Expenses	$19,059,293	$36,968,644	$22,363,765	$15,754,270	$12,357,498	$413,845
Program Revenues	$11,775,169	$3,499,745	$35,098,570	$10,012,660	$2,066,409	$-

The City's largest expense is its Police Department, where operations totaled $36.9M in FY 2024/25. General Government followed with $19M of expenses. Public Works was the second largest in expenses, at $22.3M, which included several large capital improvement projects.

(Intentionally left blank)

Business-Type Activities. As of June 30, 2025, the financial condition of the City's business-type activities was a positive net position of $67.3, a $1.3M increase from $66.0M beginning net position. The increase in net position is mainly attributed to an increase in Sales and service charges of $1.3M.

The City's business-type activities consisted mainly of the water and sewer utilities and refuse collection and disposal have been contracted out. The combined cost of providing all business-type activities this year was $21.7M. The revenue paid by users of these utilities was $22.7M, of which 89.3% comes from water fees, 10.2% from sewer fees and 0.5% from refuse. When capital improvements are made, the costs are capitalized, and no expenses are incurred, given that current assets have been converted to long-term capital assets.

The water utility user rates are set to generate some excess of revenues over expenses in an effort to maintain a reasonable reserve for capital improvements and debt service requirements. A sewer rate study is underway to ensure that the sewer utility is similarly sustained financially to cover its operating and capital requirement costs. The city contracts out the refuse collection and disposal, and the user rates are set to cover the contractual costs and related administration costs.

Revenues by Source – Business-Type Activities

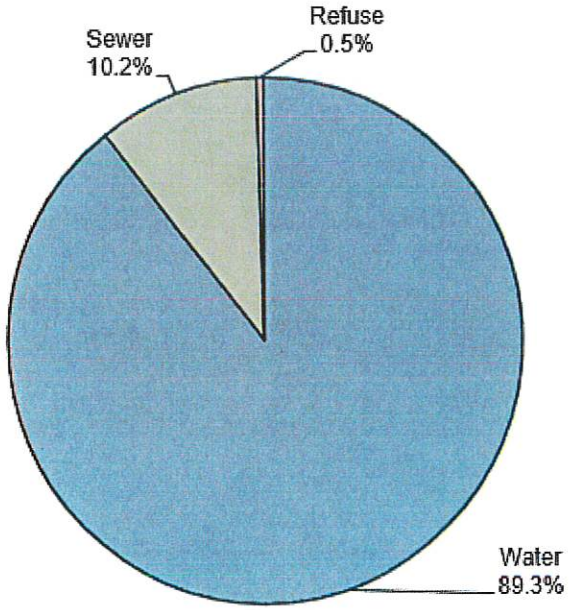

Expenses and Program Revenues – Business-Type Activities

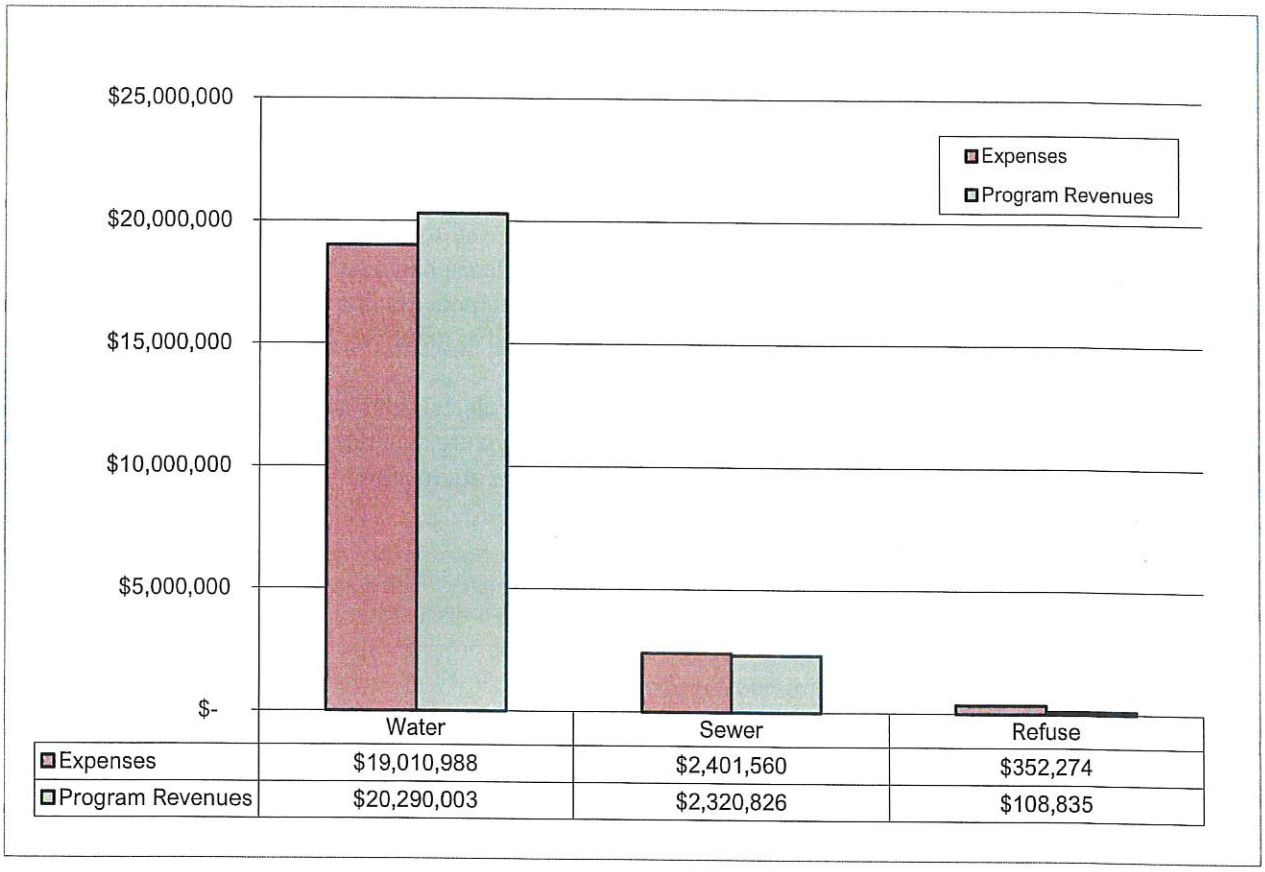

	Water	Sewer	Refuse
Expenses	$19,010,988	$2,401,560	$352,274
Program Revenues	$20,290,003	$2,320,826	$108,835

Financial Analysis of the City's Funds

As noted earlier, the City of South Gate uses fund accounting to ensure and demonstrate compliance with finance-related legal requirements.

Governmental Funds: The focus of the City's governmental funds is to provide information on near-term inflows, outflows, and balances of spendable resources. Such information is useful in assessing the City's financing requirements and near-term fiscal flexibility.

As of June 30, 2025, the City's governmental funds reported ending fund balances of $67.6M, a decrease of $4.2M (5.9%) from the prior year. Of that amount, $2.0M is a nonspendable fund balance. Of the remaining $65.6M spendable fund balance, $43.6M is restricted because it is subject to external enforceable legal obligations, $20.7M is committed for such things as an emergency reserve, a budget stabilization fund, and an OPEB Section 115 trust, and $5.5M has been assigned by management for specific purposes such as capital projects. The remaining balance reflects deficit positions in certain funds, primarily the Grants Special Revenue Fund as discussed below.

While total fund balances appear substantial, the majority is restricted or committed and unavailable for discretionary use. The City's true near-term fiscal flexibility is limited to unassigned balances, which reside primarily in the General Fund.

General Fund: The General Fund is the chief operating fund of the City of South Gate. As of June 30, 2025, the total General Fund balance was $37.1M, a slight decrease of $575K from the prior year. The unassigned fund balance totaled $9.4M, a decrease of $288K from the prior year.

For FY 2024/25, General Fund revenues decreased by $323K (0.5%) over the prior year from $66.9M to $66.6M, while operating expenditures decreased by $1.6M from $66.1M to $64.5M. Revenues exceeded expenditures by approximately $2.1M; however, net transfers to other funds resulted in the $575K reduction in fund balance.

Grants Special Revenue Fund: The Grants Special Revenue Fund is used to account for all federal, state, and local grants not specified in other funds. As of June 30, 2025, the fund balance had a deficit of $12.9M, of which $11.3M represents unavailable revenue that has been earned but does not yet meet modified accrual availability criteria. This deficit is technical rather than structural—amounts will be recognized as grant reimbursements are received.

Capital Improvement Projects Fund: The Capital Improvement Projects Fund accounts for most of the capital improvement activity in the City, such as buildings and street infrastructure. Capital expenditures are charged directly to this fund and reimbursed with transfers from other funds as monies are received from the various funding sources, primarily grants. As of June 30, 2025, the total fund balance was $848K.

Other Nonmajor Governmental Funds: The other nonmajor governmental funds' fund balance totaled $42.7M as of June 30, 2025. These funds include several special revenue funds used exclusively to account for intergovernmental and assessment proceeds which are restricted by law as to their use. This group of funds includes the Community Development Block Grant, HOME Program, Housing Successor, Gas Tax, Asset Forfeiture, Prop A and C Local Returns, Measure R, Measure M, Street Lighting & Landscaping, and various other grant funds.

In March 2021, Congress passed the $1.9 trillion American Rescue Plan Act of 2021. The City's allocable share amounted to $34.5M, received in two installments: $17.25M in June 2021 and $17.25M in July 2022. ARPA funds may be used to recover revenue losses due to the pandemic, fund infrastructure projects including water, sewer, and broadband, and respond to public health emergencies including assistance to households, small businesses, and nonprofit organizations. For FY 2024–25, the City continued to expend its ARPA funds, which are now largely exhausted. The deadline for full expenditure is December 2026. As noted throughout this MD&A, the exhaustion of these one-time funds is a key factor affecting future General Fund budgeting and long-term policy decisions.

Proprietary Funds: The City's proprietary funds consist of the Water, Sewer, and Refuse Funds, which are the business-type activities that account for the operation of those utilities. Also included are the internal service funds, which provide support for governmental activities including insurance activities, information systems, fleet management, capital asset & equipment replacement, and building & infrastructure maintenance.

In business-type activities, the Water and Sewer Funds are considered major funds. The Refuse Fund is considered non-major. At the fiscal year end, the combined net position of these funds totaled $67.3M, An increase of $1.3M or 2.0% from the beginning fund balance of $66M. Additionally, resources used for the construction of capital facilities do not result in expenses because the assets are capitalized.

The internal service funds include Insurance Fund, Information Systems Fund, Fleet Management Fund, Capital Asset & Equipment Replacement Fund and Building Maintenance Fund. The internal services funds account for goods and services provided by one City department to other City departments. The net position decreased by $123K from $3.5M beginning fund balance to $3.3M as of June 30, 2025, largely due to an increase of accumulated depreciation.

General Fund Budgetary Highlights

The General Fund is the City's primary operating fund and supports core municipal services, including public safety, parks and recreation, public works, community development, and administrative services.

At June 30, 2025, the General Fund reported a positive unassigned fund balance. While this reflects prudent short-term cash management, it does not represent a structurally balanced operating position.

Key General Fund observations include:

- Recurring revenues were insufficient to fully cover recurring expenditures, requiring the use of ARPA funding, interfund transfers, and planned fund balance.
- Public safety remained the dominant cost driver, accounting for more than half of total General Fund expenditures.
- Pension and insurance costs continued to grow at rates exceeding revenue growth, reducing budgetary flexibility and increasing reliance on one-time solutions.

With ARPA funds now largely expended, future General Fund budgets will require policy decisions regarding expenditure levels, service priorities, and recurring revenue alignment. The General Fund's year-end unassigned balance provides limited fiscal cushion relative to the City's expenditure base and underscores the need for deliberate structural solutions. As one-time, non-recurring resources, ARPA funds cannot be relied upon to support ongoing operations beyond the near term.

For FY 2024/25, the final adopted General Fund revenue budget was $68.7M. Actual revenues came in at $66.6M, approximately $2.1M (3.2%) below budget, primarily due to sales tax coming in $622K below projections and other taxes $249K below budget. Property tax exceeded budget by $346K, and Use of Money and Property exceeded budget by $724K, partially offsetting the sales tax shortfall. Charges for Services increased by $326K, mainly due to an increase in recreational activities, and Licenses and Permits were up by $29.5K.

Total actual expenditures for the General Fund were $64.5M, which was $4.1M (6.0%) below the adopted budget of $68.6M. The main factor for the decrease in expenditure was largely due to staff vacancies. This operating surplus reflects vacancy savings, one-time resources, and timing differences rather than a structurally balanced revenue base.

While operating revenues exceeded operating expenditures by approximately $2M, after accounting for transfers to other funds, the General Fund balance decreased by $575K—from $37.6M to $37.1M. This outcome reflects the continued use of General Fund resources to support other City operations and underscores the structural pressures discussed above.

Capital Asset and Debt Administration

Capital Assets: The capital assets of the City are assets used in the performance of City functions including infrastructure assets. Capital Assets include equipment, buildings, land, park facilities and roads. As of June 30, 2025, the City's net investment in capital assets for governmental activities totaled $293.6M and net investment in capital assets for business-type activities totaled $58.3M. Governmental capital assets had a net increase of $21.4M mainly due to $28M increase in Structures and improvements. Business-type capital assets had a net increase of $1.9M including an increase of $3.3M in the utility distribution system.

Capital activity during FY 2024–25 was funded primarily through restricted revenues, grants, enterprise funds, and prior-year carryovers. The General Fund contribution to capital remained limited, reflecting constrained discretionary capacity.

While this approach preserves General Fund liquidity in the short term, it also highlights long-term risks associated with deferred maintenance and aging infrastructure if sustainable funding sources are not identified.

City of South Gate Capital Assets
(Net of depreciation)

	Governmental Activities		Business-Type Activities		Total	
	2025	2024	2025	2024	2025	2024
Structures and improvements	$ 42,557,223	$ 14,503,609	$ 10,463,924	$ 10,845,558	$ 53,021,147	$ 25,349,167
Machinery and equipment	5,278,728	4,336,035	1,445,083	1,493,678	6,723,811	5,829,713
Infrastructure	222,516,545	209,997,310	-	-	222,516,545	209,997,310
Utility distribution system	-	-	40,475,546	37,127,588	40,475,546	37,127,588
Land	4,997,485	4,997,485	1,290,602	1,290,602	6,288,087	6,288,087
Construction in progress	17,460,348	37,062,158	2,737,381	3,712,766	20,197,729	40,774,924
Lease assets	864,676	1,281,562	-	-	864,676	1,281,562
Water rights	-	-	1,933,144	1,933,144	1,933,144	1,933,144
Total	**$293,675,005**	**$272,178,159**	**$58,345,680**	**$56,403,336**	**$ 352,020,685**	**$ 328,581,495**

Additional information on the City's capital assets can be found in Note 6 of the Notes to the Basic Financial Statements of this report.

Long-Term Liabilities. The City's long-term liabilities are driven predominantly by pension obligations. Although the City has consistently made its actuarially determined contributions, rising UAL payments continue to consume a growing share of General Fund resources.

Other long-term obligations include compensated absences and claims liabilities, particularly within the City's self-insurance programs. The trajectory of these liabilities emphasizes the importance of maintaining adequate reserves, pursuing cost containment where feasible, and evaluating long-term revenue strategies to support fixed cost growth.

At the end of the fiscal year, the City of South Gate had total long-term liabilities of $193.8M, a decrease of approximately $2.0M over the prior year's balance. The net change is a combination of an increase in claims and judgements liability of $3.9M along with a decrease in revenue and pension obligation bonds of $3.4M. Changes in long-term liabilities are mainly due to the paydown of the City's outstanding revenue bond, pension obligation bonds and other financing agreements.

City of South Gate Long-Term Liabilities

	Governmental Activities		Business-Type Activities		Total	
	2025	2024	2025	2024	2025	2024
Revenue bonds	$ -	$ -	$ 23,640,829	$ 25,465,179	$ 23,640,829	$ 25,465,179
Pension obligation bonds	5,440,000	7,070,000	-	-	5,440,000	7,070,000
Financing agreements	30,453	106,816	-	-	30,453	106,816
Lease Payable	352,331	353,189	-	-	352,331	353,189
Notes/loans payable	400,047	771,891	-	-	400,047	771,891
Claims and judgments	17,633,124	13,679,436	-	-	17,633,124	13,679,436
Compensated Absences	5,952,318	5,866,162	428,035	331,538	6,380,353	6,197,700
Other post-employment benefits	27,574,294	27,629,649	3,108,733	2,727,244	30,683,027	30,356,893
Net pension liability	103,716,514	107,583,858	5,557,537	4,255,447	109,274,051	111,839,305
Total	**$ 161,099,081**	**$ 163,061,001**	**$32,735,134**	**$32,779,408**	**$193,834,215**	**$195,840,409**

Additional information on the City's long-term liabilities can be found in Note 7 of the Notes to the Basic Financial Statements of this report.

Economic Factors and Next Year's Budget

The City adopted a legally balanced budget for FY 2024–25; however, actual results diverged from the underlying objective of long-term sustainability.

While certain revenues exceeded conservative estimates, these favorable variances were largely absorbed by cost increases in pensions, insurance, and inflation-driven operating expenses. Budgetary compliance was maintained throughout the year, but reliance on one-time resources reduced financial flexibility entering FY 2025–26. This distinction between technical balance and structural balance remains a central consideration for fiscal decision-making.

FY 2025–26 represents a transition year and a policy inflection point for the City. With one-time federal relief largely exhausted, the City must increasingly rely on recurring revenues and reserves to sustain service levels.

While assessed valuation growth and local sales tax provide a degree of revenue stability, these sources are insufficient on their own to offset the City's fixed cost trajectory. Absent corrective action, projected structural General Fund gaps are expected to persist in the near term.

Management is therefore focused on long-term financial planning initiatives, including multi-year forecasting, cost recovery analysis, expenditure controls, service prioritization, and evaluation of revenue modernization options to restore structural balance over time.

In considering what is ahead for Fiscal Year 2025/26:

- Property tax revenue for FY 2025/26 is projected to increase by $116K or 0.6% to $18.6M, reflecting an incremental improvement in property values as assessed in calendar year 2024. South Gate's housing market has remained stable due to its urban location. This is the City's second largest source of revenue, which is comprised of 66% residential and 34% industrial and commercial properties.

- Sales Tax revenue is the City's primary source of operating revenue and is projected to show a flattening of sales tax revenues in FY 2025/26. This represents an increase of $1.0M or 3.6% to 29.1M.

- In addition, a large part of the overall operating budget comes from the City's share of pension costs. South Gate is one of many cities facing significant increases in retiree pension and health care costs. Future salary increases and increased CalPERS pension costs are expected to continue to place a strain on the budget over the next few years.

- The FY 2025/26 Citywide adopted operating and capital improvement budget consisted of approximately $235M. This includes all City funds, including General fund and Other Governmental funds, Water fund, Sewer fund, Housing Authority fund, Successor Agency fund Grants and Other Subventions, Special Assessment District funds, and Capital Improvement Project funds.

- Overall, the General Fund revenues are projected at $70.9M and represent a net increase of 0.4% from the prior year's estimates.

While there have been steady improvements across all areas of the community, there is still more work to be done to ensure the City remains on solid financial ground in the years to come.

Conclusion

The City of South Gate concluded FY 2024–25 in compliance with all financial and legal requirements and continued to provide essential municipal services. At the same time, the financial results illustrate the policy and budgetary challenges associated with the sunset of one-time resources.

This MD&A is intended to candidly present those realities, provide context for the City's current financial position, and support informed decision-making by the City Council, residents, creditors, and other stakeholders.

Requests for Information

This Annual Comprehensive Financial Report (ACFR) is designed to provide our citizens, taxpayers, customers, and creditors with a general overview of the City's finances and to show the City's transparency and accountability for the money it receives and expends. If you have questions about this report or need additional financial information, please contact City Administrative Services/Finance, by phone at (323) 563-9522, or by mail at 8650 California Avenue, South Gate, California 90280.

BASIC FINANCIAL STATEMENTS

This page intentionally left blank.

GOVERNMENT-WIDE FINANCIAL STATEMENTS

City of South Gate
Statement of Net Position
June 30, 2025

	Primary Government		
	Governmental Activities	Business-Type Activities	Total
ASSETS			
Current assets:			
Cash and investments	$ 82,915,546	$ 41,119,169	$124,034,715
Receivables:			
Accounts	2,114,980	4,238,203	6,353,183
Accrued interest	392,794	187,022	579,816
Internal balances	(1,810)	1,810	-
Due from other governments	22,733,444	-	22,733,444
Inventories	188,897	-	188,897
Property held for resale	4,950,000	-	4,950,000
Total current assets	113,293,851	45,546,204	158,840,055
Noncurrent assets:			
Restricted cash and investments with fiscal agent	619,583	916,807	1,536,390
Leases receivable	431,198	-	431,198
Notes and loans receivables	8,144,551	-	8,144,551
Capital assets:			
Non-depreciable capital assets	22,457,833	5,961,127	28,418,960
Depreciable capital assets, net	271,217,172	52,384,553	323,601,725
Total capital assets	293,675,005	58,345,680	352,020,685
Total noncurrent assets	302,870,337	59,262,487	362,132,824
Total assets	416,164,188	104,808,691	520,972,879
DEFERRED OUTFLOWS OF RESOURCES			
Deferred loss on refunding of debt	-	778,341	778,341
Deferred outflows of resources related to pensions	28,741,072	1,413,517	30,154,589
Deferred outflows of resources related to OPEB	9,135,736	1,024,072	10,159,808
Total deferred outflows of resources	37,876,808	3,215,930	41,092,738

See accompanying Notes to the Basic Financial Statements.

City of South Gate
Statement of Net Position (Continued)
June 30, 2025

	Primary Government		
	Governmental Activities	Business-Type Activities	Total
LIABILITIES			
Current liabilities:			
Accounts payable	11,523,556	1,662,194	13,185,750
Accrued liabilities	2,178,787	-	2,178,787
Retention payable	2,011,797	223,064	2,234,861
Accrued interest	24,435	177,714	202,149
Unearned revenue	5,633,869	-	5,633,869
Deposits payable	1,870,814	4,601,323	6,472,137
Compensated absences - due within one year	502,111	36,103	538,214
Claims payable - due within one year	2,234,729	-	2,234,729
Long-term debt - due within one year	2,221,910	1,858,949	4,080,859
Total other postemployment benefits liability - due within one year	1,166,851	131,551	1,298,402
Total current liabilities	29,368,859	8,690,898	38,059,757
Noncurrent liabilities:			
Compensated absences - due in more than one year	5,450,507	391,932	5,842,439
Claims payable - due in more than one year	15,398,394	-	15,398,394
Long-term debt - due in more than one year	4,000,920	21,781,880	25,782,800
Aggregate net pension liability	103,716,514	5,557,537	109,274,051
Total other postemployment benefits liability - due in more than one year	26,407,443	2,977,182	29,384,625
Total noncurrent liabilities	154,973,778	30,708,531	185,682,309
Total liabilities	184,342,637	39,399,429	223,742,066
DEFERRED INFLOWS OF RESOURCES			
Deferred inflows of resources related to leases	387,107	-	387,107
Deferred inflows of resources related to pensions	2,755,475	130,551	2,886,026
Deferred inflows of resources related to OPEB	9,828,066	1,114,109	10,942,175
Total deferred inflows of resources	12,970,648	1,244,660	14,215,308
NET POSITION			
Net investment in capital assets	292,377,240	36,399,999	328,777,239
Restricted:			
Community development projects	17,423,933	-	17,423,933
Asset forfeiture program	17,020	-	17,020
Law enforcement	3,177,452	-	3,177,452
Public works	19,582,074	-	19,582,074
Low/mod income housing activities	3,585,900	-	3,585,900
Total restricted	43,786,379	-	43,786,379
Unrestricted (deficit)	(79,435,908)	30,980,533	(48,455,375)
Total net position	$256,727,711	$ 67,380,532	$324,108,243

See accompanying Notes to the Basic Financial Statements.

City of South Gate
Statement of Activities
For the Year Ended June 30, 2025

Functions/Programs	Expenses	Program Revenues: Charges for Services	Program Revenues: Operating Grants and Contributions	Program Revenues: Capital Grants and Contributions	Program Revenues: Total Program Revenues
Primary government:					
Governmental activities:					
General government	$ 19,059,293	$ 1,439,176	$ 10,335,993	$ -	$ 11,775,169
Police	36,968,644	1,971,387	1,528,358	-	3,499,745
Community development	15,754,270	10,751	10,001,909	-	10,012,660
Parks & recreation	12,357,498	2,066,409	-	-	2,066,409
Public works	22,363,765	4,360,408	13,352,168	17,385,994	35,098,570
Interest on long-term debt	413,845	-	-	-	-
Total governmental activities	106,917,315	9,848,131	35,218,428	17,385,994	62,452,553
Business-type activities:					
Water	19,010,988	20,290,003	-	-	20,290,003
Sewer	2,401,560	2,320,826	-	-	2,320,826
Refuse	352,274	108,835	-	-	108,835
Total business-type activities	21,764,822	22,719,664	-	-	22,719,664
Total primary government	$ 128,682,137	$ 32,567,795	$ 35,218,428	$ 17,385,994	$ 85,172,217

See accompanying Notes to the Basic Financial Statements.

City of South Gate
Statement of Activities (Continued)
For the Year Ended June 30, 2025

Functions/Programs	Net (Expense) Revenue and Changes in Net Position — Primary Government: Governmental Activities	Business-Type Activities	Total
Primary government:			
Governmental activities:			
General government	$ (7,284,124)	$ -	$ (7,284,124)
Police	(33,468,899)	-	(33,468,899)
Community development	(5,741,610)	-	(5,741,610)
Parks & recreation	(10,291,089)	-	(10,291,089)
Public works	12,734,805	-	12,734,805
Interest on long-term debt	(413,845)	-	(413,845)
Total governmental activities	(44,464,762)	-	(44,464,762)
Business-type activities:			
Water	-	1,279,015	1,279,015
Sewer	-	(80,734)	(80,734)
Refuse	-	(243,439)	(243,439)
Total business-type activities	-	954,842	954,842
Total primary government	(44,464,762)	954,842	(43,509,920)
General revenues			
Taxes:			
Property taxes, levied for general purpose	18,485,779	-	18,485,779
Transient occupancy taxes	607,448	-	607,448
Sales taxes	27,329,948	-	27,329,948
Franchise taxes	3,359,776	-	3,359,776
Business licenses taxes	1,398,257	-	1,398,257
Other taxes	232,622	-	232,622
Total taxes	51,413,830	-	51,413,830
Intergovernmental revenue, unrestricted	146,206	-	146,206
Use of money and property	3,699,121	1,804,933	5,504,054
Other	2,701,162	-	2,701,162
Transfers	1,411,826	(1,411,826)	-
Total general revenues and transfers	59,372,145	393,107	59,765,252
Changes in net position	14,907,383	1,347,949	16,255,332
Net Position:			
Beginning of year, previously reported	241,881,966	66,048,752	307,930,718
Change in accounting principle (GASB 101)	(61,638)	(16,169)	(77,807)
Beginning of year, as restated	241,820,328	66,032,583	307,852,911
End of year	$ 256,727,711	$ 67,380,532	$ 324,108,243

See accompanying Notes to the Basic Financial Statements.

This page intentionally left blank.

FUND FINANCIAL STATEMENTS

This page intentionally left blank.

GOVERNMENTAL FUND FINANCIAL STATEMENTS

General Fund – The General Fund accounts for resources traditionally associated with government which are not legally required, or determined by sound financial management, to be accounted for in another fund.

Grants Special Revenue Fund - This fund is used to account for all Federal, State, and local grants not specified in other funds.

Capital Improvement Projects Fund - This fund accounts for various capital projects funded by grants, other governmental entities or designated by the City Council.

City of South Gate
Balance Sheet
Governmental Funds
June 30, 2025

	Major Funds				
	General Fund	Grants Special Revenue Fund	Capital Improvement Projects Fund	Nonmajor Governmental Funds	Total Governmental Funds
ASSETS					
Cash and investments	$ 13,317,769	$ -	$ 10,265,044	$ 38,667,942	$ 62,250,755
Restricted cash and investments held by fiscal agent	323,374	-	296,209	-	619,583
Receivables:					
Accounts	1,707,944	-	15,000	385,608	2,108,552
Notes and loans	58,267	247,303	-	7,838,981	8,144,551
Accrued interest	123,042	-	-	214,988	338,030
Leases	431,198	-	-	-	431,198
Due from other governments	6,106,777	14,740,955	-	1,807,951	22,655,683
Due from other funds	18,671,322	-	-	-	18,671,322
Inventories	188,897	-	-	-	188,897
Property held for resale	-	-	-	4,950,000	4,950,000
Advances to other funds	1,813,000	-	-	-	1,813,000
Total assets	$ 42,741,590	$ 14,988,258	$ 10,576,253	$ 53,865,470	$ 122,171,571
LIABILITIES, DEFERRED INFLOWS OF RESOURCES AND FUND BALANCES					
Liabilities:					
Accounts payable	$ 1,423,537	$ 55	$ 7,459,442	$ 2,142,255	$ 11,025,289
Accrued liabilities	2,167,611	-	-	2,956	2,170,567
Unearned revenue	-	604,460	-	5,029,409	5,633,869
Deposits	1,588,407	-	259,353	23,054	1,870,814
Retentions payable	2,508	-	2,009,289	-	2,011,797
Due to other funds	-	15,970,698	-	2,085,238	18,055,936
Advances from other funds	-	-	-	1,813,000	1,813,000
Total liabilities	5,182,063	16,575,213	9,728,084	11,095,912	42,581,272
Deferred inflows of resources:					
Leases related	387,107	-	-	-	387,107
Unavailable revenues	117,545	11,322,833	-	89,229	11,529,607
Total deferred inflows of resources	504,652	11,322,833	-	89,229	11,916,714
Fund Balances:					
Nonspendable:					
Inventories	188,897	-	-	-	188,897
Notes and loans	58,267	-	-	-	58,267
Advances to other funds	1,813,000	-	-	-	1,813,000
Restricted:					
Community development projects	-	247,303	-	17,176,630	17,423,933
Asset forfeiture program	-	-	-	17,020	17,020
Law enforcement	-	-	-	3,177,452	3,177,452
Public works	-	-	-	19,464,529	19,464,529
Low/mod income housing	-	-	-	3,585,900	3,585,900
Committed:					
Emergency reserve	13,000,000	-	-	-	13,000,000
Budget stabilization	6,000,000	-	-	-	6,000,000
OPEB section 115 trust	1,730,000	-	-	-	1,730,000
Assigned:					
Public works	115,000	-	-	-	115,000
Capital projects	4,737,023	-	848,169	-	5,585,192
Unassigned (deficit)	9,412,688	(13,157,091)	-	(741,202)	(4,485,605)
Total fund balances	37,054,875	(12,909,788)	848,169	42,680,329	67,673,585
Total liabilities, deferred inflows of resources and fund balances	$ 42,741,590	$ 14,988,258	$ 10,576,253	$ 53,865,470	$ 122,171,571

See accompanying Notes to the Basic Financial Statements.

City of South Gate
Reconciliation of the Governmental Funds Balance Sheet to the Government-Wide Statement of Net Position
June 30, 2025

Total Fund Balances - Total Governmental Funds	$ 67,673,585
Amounts reported for governmental activities in the Statement of Net Position were different because:	
Capital assets used in governmental activities were not financial resources and therefore were not reported in governmental funds.	
Government-Wide Financial Statements	293,675,005
Less: capital assets reported in Internal Service Funds	(4,510,603)
Total capital assets adjustment	289,164,402
Long-term debt are not due and payable in the current period and, therefore, are not reported in the governmental fund activity:	
Pension Obligation Bonds	(5,363,637)
Notes payable	(106,816)
Leases payable	(175,163)
Subscription payable	(171,693)
Compensated absences	(5,832,132)
Total long-term debt adjustment	(11,649,441)
Accrued interest payable for the current portion of interest due on Bonds has not been reported in the governmental funds.	(22,936)
Governmental funds report all pension contributions as expenditures; however, in the statement of net position, the excess of the total pension liability over the plan fiduciary net position is reported as a net pension liability:	
Deferred outflows of resources related to pensions	28,252,847
Aggregate net pension liabilities	(101,796,951)
Deferred inflows of resources related to pensions	(2,710,385)
Governmental funds report all OPEB contributions as expenditures; however, in the statement of net position, total OPEB liability is reported as a total OPEB liability:	
Deferred outflows of resources related to OPEB	8,765,627
Other postemployment benefits liabilities	(26,447,887)
Deferred inflows of resources related to OPEB	(9,423,401)
Revenues reported as unavailable revenue in the governmental funds and recognized in the statement of activities. These are included in the intergovernmental revenues in the governmental fund activity.	11,529,607
Internal service funds were used by management to charge the costs of certain activities to individual funds. The assets and liabilities of the internal service funds were included in governmental activities in the Government-Wide Statement of Net Position.	3,392,644
Net Position of Governmental Activities	$ 256,727,711

See accompanying Notes to the Basic Financial Statements.

City of South Gate
Statement of Revenues, Expenditures, and Changes in Fund Balances
Governmental Funds
For the Year Ended June 30, 2025

	Major Funds			Formerly Major Fund		
	General Fund	Grants Special Revenue Fund	Capital Improvement Projects Fund	American Rescue Plan Fund	Nonmajor Governmental Funds	Total Governmental Funds
REVENUES:						
Taxes	$ 51,413,830	$ -	$ -	$ -	$ 2,003,582	$ 53,417,412
Licenses and permits	1,622,067	-	-	-	12,024	1,634,091
Intergovernmental	704,948	17,385,995	-	-	35,385,641	53,476,584
Charges for services	3,505,358	-	-	-	1,136,241	4,641,599
Use of money and property	1,521,048	-	-	-	1,991,327	3,512,375
Fines and forfeitures	1,568,859	-	-	-	-	1,568,859
Rental income	237,849	-	-	-	-	237,849
Miscellaneous	6,017,090	-	-	-	10,304	6,027,394
Total revenues	66,591,049	17,385,995	-	-	40,539,119	124,516,163
EXPENDITURES:						
Current:						
General government	8,580,905	-	-	-	9,312,400	17,893,305
Police	30,121,331	-	-	-	1,249,444	31,370,775
Community development	4,634,837	891	-	-	10,578,699	15,214,427
Parks & recreation	12,774,084	-	-	-	33,622	12,807,706
Public works	6,247,695	-	-	-	10,647,388	16,895,083
Capital outlay	-	-	29,932,605	-	632,117	30,564,722
Debt service:						
Principal	1,729,582	-	-	-	224,069	1,953,651
Interest and fiscal charges	384,882	-	-	-	9,280	394,162
Total expenditures	64,473,316	891	29,932,605	-	32,687,019	127,093,831
REVENUES OVER (UNDER) EXPENDITURES	2,117,733	17,385,104	(29,932,605)	-	7,852,100	(2,577,668)
OTHER FINANCING SOURCES (USES):						
Issuance of leases	56,857	-	-	-	100,824	157,681
Transfers in	2,636,253	1,132,029	31,103,840	-	2,602,988	37,475,110
Transfers out	(5,386,334)	(21,087,493)	(2,284,596)	-	(10,527,982)	(39,286,405)
Total other financing sources (uses)	(2,693,224)	(19,955,464)	28,819,244	-	(7,824,170)	(1,653,614)
CHANGES IN FUND BALANCES	(575,491)	(2,570,360)	(1,113,361)	-	27,930	(4,231,282)
FUND BALANCES:						
Beginning of year, as previously presented	37,630,366	(10,339,428)	1,961,530	913,192	41,739,207	71,904,867
Change within financial reporting entity (major to nonmajor)	-	-	-	(913,192)	913,192	
Beginning of year, as adjusted	37,630,366	(10,339,428)	1,961,530	-	42,652,399	71,904,867
End of year	$ 37,054,875	$ (12,909,788)	$ 848,169	$ -	$ 42,680,329	$ 67,673,585

See accompanying Notes to the Basic Financial Statements.

City of South Gate

Reconciliation of the Governmental Funds Statement of Revenues, Expenditures, and Changes in Fund Balances to the Government-Wide Statement of Activities

For the Year Ended June 30, 2025

Net Change in Fund Balances - Total Governmental Funds	$ (4,231,282)
Amounts reported for governmental activities in the Statement of Activities were different because:	
Governmental funds report capital outlays as expenditures. However, in the statement of activities, the costs of those assets is allocated over their estimated useful lives as depreciation expense. This is the amount by which capital outlays exceeded depreciation in the current period.	
Capital outlay	31,382,754
Depreciation	(9,744,406)
	21,638,348
Repayment of long-term liabilities was an expenditures in governmental funds, but the repayment reduced long-term liabilities in the Government-Wide Statement of Net Position.	
Principal paid on long-term debt	1,953,651
Issuance of leases	(157,681)
Accrued interest for long-term liabilities. This is the net change in accrued interest for the current period.	6,361
Compensated absences expenses reported in the statement of activities do not require the use of current financial resources: therefore, are not reported as expenditures in governmental funds.	(28,604)
Pension expenses reported in the statement of activities do not require the use of current financial resources and, therefore, are not reported as expenditures in the governmental funds.	(3,786,254)
Other postemployment benefits expenses reported in the statement of activities do not require the use of current financial resources; therefore, are not reported as expenditures in the governmental funds.	361,926
Revenues reported as unavailable revenue in the governmental funds and recognized in the statement of activities. These are not included in the intergovernmental revenues in the governmental fund activity.	(725,955)
Internal service funds are used by management to charge the costs of certain activities, such as fleet management and self-insurance, to individual funds. The net revenues (expenses) of the internal service funds is reported with governmental activities.	(123,127)
Change in Net Position of Governmental Activities	$ 14,907,383

See accompanying Notes to the Basic Financial Statements.

ENTERPRISE FUNDS:

Utility Authority - Water Fund – This fund accounts for the operations of the City's water utility. All activities necessary to provide this service are accounted for in this fund including administration, operations, maintenance, capital improvements, billing, collections and depreciation.

Utility Authority - Sewer Fund – This fund accounts for the provision of sewer maintenance services to the residents of the City. All activities necessary to provide this service are accounted for in this fund including, but not limited to, administration, operations, maintenance, capital improvements, billing, collections and depreciation.

Refuse Fund (Non-Major) – This fund accounts for the provision of waste management services to the residents of the City. All activities necessary to provide this service are accounted for in this fund including, but not limited to, administration, operations, maintenance, capital improvements, billing, collections and depreciation.

INTERNAL SERVICE FUNDS: (Refer to page 166 for more details)

This page intentionally left blank.

City of South Gate
Statement of Net Position
Proprietary Funds
June 30, 2025

	Business-type Activities Enterprise Funds				Governmental Activities Internal Service Funds
	Major		Nonmajor		
	Water	Sewer	Refuse	Total	
ASSETS					
Current assets:					
Cash and investments	$ 40,277,634	$ 63,087	$ 778,448	$ 41,119,169	$ 20,664,791
Receivables:					
Accounts	3,454,924	677,278	106,001	4,238,203	6,428
Accrued interest	178,666	4,027	4,329	187,022	54,764
Due from other funds	1,810	-	-	1,810	-
Total current assets	43,913,034	744,392	888,778	45,546,204	20,725,983
Noncurrent assets:					
Restricted assets:					
Cash and investments	916,807	-	-	916,807	-
Capital assets:					
Non-depreciable assets	4,043,168	1,917,959	-	5,961,127	-
Depreciable assets, net	38,557,883	13,804,039	22,631	52,384,553	4,510,603
Total capital assets, net	42,601,051	15,721,998	22,631	58,345,680	4,510,603
Total noncurrent assets	43,517,858	15,721,998	22,631	59,262,487	4,510,603
Total assets	87,430,892	16,466,390	911,409	104,808,691	25,236,586
DEFERRED OUTFLOWS OF RESOURCES					
Deferred charge on refunding of debt	673,267	105,074	-	778,341	-
Deferred outflows of resources related to pensions	1,193,325	188,441	31,751	1,413,517	488,225
Deferred outflows of resources related to OPEB	866,557	157,515	-	1,024,072	370,109
Total deferred outflows of resources	2,733,149	451,030	31,751	3,215,930	858,334

See accompanying Notes to the Basic Financial Statements.

City of South Gate
Statement of Net Position (Continued)
Proprietary Funds
June 30, 2025

	Business-type Activities Enterprise Funds				Governmental Activities Internal
	Major		Nonmajor		
	Water	Sewer	Refuse	Total	Service Funds
LIABILITIES					
Liabilities:					
Current liabilities:					
Accounts payable	1,054,922	600,331	6,941	1,662,194	498,267
Accrued liabilities	-	-	-	-	9,719
Accrued interest	177,714	-	-	177,714	-
Deposits payable	4,601,323	-	-	4,601,323	-
Retentions payable	223,064	-	-	223,064	-
Due to other funds	-	-	-	-	539,435
Compensated absences, due within one year	31,131	4,972	-	36,103	10,163
Claims and judgments, due within one year	-	-	-	-	2,234,729
Long term debt, due within one year	1,612,662	246,287	-	1,858,949	253,412
Total OPEB liability, due within one year	112,000	19,551	-	131,551	47,665
Total current liabilities	7,812,816	871,141	6,941	8,690,898	3,593,390
Noncurrent liabilities:					
Compensated absences, due in more than one year	337,938	53,994	-	391,932	110,323
Claims and judgments, due in more than one year	-	-	-	-	15,398,394
Long term debt, due in more than one year	18,836,658	2,945,222	-	21,781,880	152,109
Aggregate net pension liability	4,691,809	774,524	91,204	5,557,537	1,919,563
Total OPEB liability, due in more than one year	2,534,706	442,476	-	2,977,182	1,078,742
Total noncurrent liabilities	26,401,111	4,216,216	91,204	30,708,531	18,659,131
Total liabilities	34,213,927	5,087,357	98,145	39,399,429	22,252,521
DEFERRED INFLOWS OF RESOURCES					
Deferred inflows of resources related to pensions	110,210	12,779	7,562	130,551	45,090
Deferred inflows of resources related to OPEB	954,021	160,088	-	1,114,109	404,665
Total deferred inflows of resources	1,064,231	172,867	7,562	1,244,660	449,755
NET POSITION					
Net investment in capital assets	23,741,805	12,635,563	22,631	36,399,999	4,105,082
Unrestricted	31,144,078	(978,367)	814,822	30,980,533	(712,438)
Total net position	$ 54,885,883	$ 11,657,196	$ 837,453	$ 67,380,532	$ 3,392,644

See accompanying Notes to the Basic Financial Statements.

City of South Gate
Statement of Revenues, Expenses, and Changes in Net Position
Proprietary Funds
For the Year Ended June 30, 2025

	Business-type Activities Enterprise Funds				Governmental Activities Internal Service Funds
	Major		Nonmajor		
	Water	Sewer	Refuse	Total	
OPERATING REVENUES:					
Sales and service charges	$ 19,182,652	$ 2,317,121	$ 108,835	$ 21,608,608	$ -
Interdepartmental charges	-	-	-	-	13,299,564
Miscellaneous	1,107,351	3,705	-	1,111,056	-
Total operating revenues	20,290,003	2,320,826	108,835	22,719,664	13,299,564
OPERATING EXPENSES:					
Personnel services	5,423,820	1,088,213	9,289	6,521,322	2,042,202
Utilities	1,008,244	1,493	-	1,009,737	14,582
Contractual services	5,147,725	236,833	102,758	5,487,316	558,087
Administrative services	3,396,273	281,004	229,817	3,907,094	441,384
Repairs and maintenance	722,281	133,574	6,638	862,493	732,405
Supplies	411,532	29,335	-	440,867	847,359
Insurance	-	-	-	-	6,210,611
Claims expense	-	-	-	-	5,434,557
Depreciation and amortization expense	2,254,696	528,584	3,772	2,787,052	823,419
Total operating expenses	18,364,571	2,299,036	352,274	21,015,881	17,104,606
OPERATING INCOME (LOSS)	1,925,432	21,790	(243,439)	1,703,783	(3,805,042)
NONOPERATING REVENUES (EXPENSES):					
Investment income (loss)	1,715,429	44,914	44,590	1,804,933	484,844
Interest expense and fiscal charges	(646,417)	(102,524)	-	(748,941)	(26,044)
Total nonoperating revenues (expenses)	1,069,012	(57,610)	44,590	1,055,992	458,800
INCOME (LOSS) BEFORE TRANSFERS	2,994,444	(35,820)	(198,849)	2,759,775	(3,346,242)
TRANSFERS:					
Transfers in	-	-	-	-	3,234,898
Transfers out	(1,398,859)	-	(12,967)	(1,411,826)	(11,783)
Total transfers	(1,398,859)	-	(12,967)	(1,411,826)	3,223,115
CHANGES IN NET POSITION	1,595,585	(35,820)	(211,816)	1,347,949	(123,127)
NET POSITION:					
Beginning of year, as previously reported	53,307,798	11,691,635	1,049,319	66,048,752	3,535,824
Change in accounting principle (GASB 101)	(17,500)	1,381	(50)	(16,169)	(20,053)
Beginning of year, as restated	53,290,298	11,693,016	1,049,269	66,032,583	3,515,771
End of year	$ 54,885,883	$ 11,657,196	$ 837,453	$ 67,380,532	$ 3,392,644

See accompanying Notes to the Basic Financial Statements.

City of South Gate
Statement of Cash Flows
Proprietary Funds
For the Year Ended June 30, 2025

	Business-type Activities Enterprise Funds				Governmental Activities Internal Service Funds
	Major		Nonmajor		
	Water	Sewer	Refuse	Total	
CASH FLOWS FROM OPERATING ACTIVITIES:					
Cash received from customers and users	$ 19,673,750	$ 2,071,150	$ 2,834	$ 21,747,734	$ -
Cash received from interfund service provided	-	-	-	-	13,295,435
Cash paid to suppliers for goods and services	(9,637,474)	(97,758)	(150,726)	(9,885,958)	(10,231,963)
Cash paid to employees for services	(7,657,283)	(932,136)	(240,383)	(8,829,802)	(1,953,512)
Net cash provided by (used in) operating activities	2,378,993	1,041,256	(388,275)	3,031,974	1,109,960
CASH FLOWS FROM CAPITAL AND RELATED FINANCING ACTIVITIES:					
Acquisition and construction of capital assets	(3,359,787)	(1,619,595)	-	(4,979,382)	(688,975)
Principal paid for capital-related debt	(1,518,075)	(236,925)	-	(1,755,000)	(245,072)
Interest paid on capital-related debt	(651,218)	(101,635)	-	(752,853)	(28,639)
Net cash (used in) capital and related financing activities	(5,529,080)	(1,958,155)	-	(7,487,235)	(962,686)
CASH FLOWS FROM NONCAPITAL FINANCING ACTIVITIES:					
Cash received from other funds	-	-	-	-	3,428,987
Cash paid to other funds	(1,398,859)	-	(12,967)	(1,411,826)	(11,783)
Net cash provided by (used in) noncapital financing activities	(1,398,859)	-	(12,967)	(1,411,826)	3,417,204
CASH FLOWS FROM INVESTING ACTIVITIES:					
Investment income	1,817,926	49,669	47,931	1,915,526	503,531
Net cash provided by (used in) investing activities	1,817,926	49,669	47,931	1,915,526	503,531
Net change in cash and cash equivalents	(2,731,020)	(867,230)	(353,311)	(3,951,561)	4,068,009
CASH AND CASH EQUIVALENTS:					
Beginning of year	43,925,461	930,317	1,131,759	45,987,537	$16,596,782
End of year	$ 41,194,441	$ 63,087	$ 778,448	$ 42,035,976	$ 20,664,791
RECONCILIATION TO STATEMENT OF NET POSITION:					
Cash and investments	$ 40,277,634	$ 63,087	$ 778,448	$ 41,119,169	$ 20,664,791
Restricted cash and investments	916,807	-	-	916,807	-
Total cash and cash equivalents	$ 41,194,441	$ 63,087	$ 778,448	$ 42,035,976	$ 20,664,791

See accompanying Notes to the Basic Financial Statements.

City of South Gate
Statement of Cash Flows (Continued)
Proprietary Funds
For the Year Ended June 30, 2025

	Business-type Activities Enterprise Funds				Governmental Activities Internal Service Funds
	Major		Nonmajor		
	Water	Sewer	Refuse	Total	
RECONCILIATION OF OPERATING INCOME (LOSS) TO NET CASH PROVIDED BY (USED IN) OPERATING ACTIVITIES:					
Operating income (loss)	$ 1,925,432	$ 21,790	$ (243,439)	$ 1,703,783	$ (3,805,041)
Adjustments to reconcile operating income (loss) to net cash provided by (used in) operating activities:					
Depreciation and amortization	2,254,696	528,584	3,772	2,787,052	823,419
(Increase) decrease in accounts receivable	(719,337)	(249,676)	(106,001)	(1,075,014)	(4,130)
(Increase) decrease in due from other governments	65,154	-	-	65,154	-
(Increase) decrease in due from other funds	397	-	-	397	-
(Increase) decrease in deferred outflows of resources related to pensions	92,512	(19,766)	(261)	72,485	80,443
(Increase) decrease in deferred outflows of resources related to other postemployment benefits	45,203	(38,750)	-	6,453	23,561
Increase (decrease) in accounts payable	(2,348,089)	303,477	(41,330)	(2,085,942)	(207,324)
Increase (decrease) in accrued liabilities	-	-	-	-	(2,345)
Increase (decrease) in deposits payable	37,930	-	-	37,930	-
Increase (decrease) in claims and judgments	-	-	-	-	3,953,687
Increase (decrease) in compensated absences	57,791	24,605	(2,067)	80,329	(3,786)
Increase (decrease) in net pension liability	1,009,572	291,491	1,027	1,302,090	291,072
Increase (decrease) in net OPEB liability	214,612	166,877	-	381,489	81,424
Increase (decrease) in deferred inflows of resources related to pensions	(197,616)	(27,607)	24	(225,199)	(91,048)
Increase (decrease) in deferred inflows of resources related to other postemployment benefits	(59,264)	40,231	-	(19,033)	(29,972)
Total adjustments	453,561	1,019,466	(144,836)	1,328,191	4,915,001
Net cash provided by (used in) operating activities	$ 2,378,993	$ 1,041,256	$ (388,275)	$ 3,031,974	$ 1,109,960

There were no non-cash capital, financing, or investing transactions for the fiscal year ended June 30, 2025.

See accompanying Notes to the Basic Financial Statements.

FIDUCIARY FUND FINANCIAL STATEMENTS

Custodial Funds – These funds are used to report fiduciary activities that are not required to be reported in pension (and other employee benefit) trust funds, investment trust funds, or private purpose trust funds.

Successor Agency to the Community Development Commission Private Purpose Trust Fund – This fund accounts for the assets and liabilities of the former Community Development Commission and the allocated revenue to pay estimated installment payments of enforceable obligations until the obligations of the former Community Development Commission (Redevelopment Agency) are paid in full and assets have been liquidated.

This page intentionally left blank.

City of South Gate
Statement of Fiduciary Net Position
Fiduciary Funds
June 30, 2025

	Custodial Funds	Successor Agency of the Former Community Development Commission
ASSETS		
Cash and investments	$ 1,120,945	$ 1,397,620
Account receivables	77	12,374
Interest receivable	52	-
Due from other governments	-	112
Property held for resale	-	205,000
Capital assets:		
Non-depreciable	-	1,686,000
Depreciable, net	-	27,048
Total assets	1,121,074	3,328,154
LIABILITIES		
Accounts payable	744	6,449
Due to other governments	-	186,760
Total liabilities	744	193,209
NET POSITION		
Held for:		
Individuals, organizations, and other governments	$ 1,120,330	$ 3,134,945

See accompanying Notes to the Basic Financial Statements.

City of South Gate
Statement of Changes in Fiduciary Net Position
Fiduciary Funds
For the Year Ended June 30, 2025

	Custodial Funds	Successor Agency of the Former Community Development Commission
ADDITIONS:		
Redevelopment property tax trust fund	$ -	$ 315,500
Membership assessment	115,361	-
Use of money and property	468	98,245
Total additions	115,829	413,745
DEDUCTIONS:		
Operational expense	151,690	-
Administrative services	-	36,889
Depreciation expense	-	19,089
Interest expense and fiscal charges	-	49,896
Total deductions	151,690	105,874
Changes in Net Position	(35,861)	307,871
NET POSITION:		
Beginning of year	1,156,191	2,827,074
End of year	$ 1,120,330	$ 3,134,945

See accompanying Notes to the Basic Financial Statements.

(1) Summary of Significant Accounting Policies

The basic financial statements of the City have been prepared in conformity with Generally Accepted Accounting Principles (GAAP) as applied to government units. The Governmental Accounting Standards Board (GASB) is the accepted standard-setting body for establishing governmental accounting and financial reporting principles. The more significant of the City's accounting policies are described below.

A. Description of the Reporting Entity

The City of South Gate (the 'City") was incorporated January 20, 1923, under the general laws of the state of California and enjoys all the rights and privileges pertaining to such "General Law" cities. The City is a municipal corporation governed by an elected five-member council.

As required by generally accepted accounting principles, these basic financial statements present the City and its component units, entities for which the City is considered to be financially accountable. The following blended component units, although legally separate entities are, in substance, part of the City's operations and data from these units are combined with the data of the City. They are reported as blended for the following reasons: (1) the governing board is substantively the same as the primary government and there is a financial benefit or burden relationship between the primary government and the component unit; (2) the component unit provides services entirely, or almost entirely, to the primary government or otherwise exclusively, or almost exclusively, benefits the primary government even though it does not provide services directly to it; and (3) the component unit's total debt outstanding, including leases, is expected to be repaid entirely or almost entirely with the resources of the primary government. A brief description of each component unit is discussed below.

Blended Component Units

Blended component units, although legally separate entities, are, in substance part of the government's operation and so data from these units are combined with data of the primary government. Discretely presents component units, on the other hand, are reported in a separate column in the combined financial statements to emphasize that they are legally separate from the government.

The City Council acts as the governing body and is able to impose its will on the following organizations and establishing financial accountability. The City is considered to be financially accountable for an organization if the City appoints a voting majority of that organization's governing body and the City is either able to impose its will on that organization, or there is a potential for that organization to provide specific financial benefits to or impose specific financial burdens on the City. The City is also considered to be financially accountable if an organization is fiscally dependent upon the City (i.e., it is unable to adopt its budget, levy taxes, set rates or charges, or issue bonded debt without approval from the City). As a result, these organizations are considered component units of the City and are included within the financial statements of the City using the blended method. All component units have a June 30 year-end.

(1) Summary of Significant Accounting Policies (Continued)

The South Gate Utility Authority ("Utility Authority") is a joint powers authority that was established by the City on August 28, 2001. The Utility Authority is governed by a board of five members comprised of the same individuals who comprise the City Council of the City. The Utility Authority was created for the purpose of providing financing for public capital improvements for the City. Separate financial statements are not prepared for the Utility Authority.

The Housing Authority of the City of South Gate ("Housing Authority) was established on September 23, 1974, pursuant to the State of California Health and Safety Code 34200 entitled, "Housing Authorities Law." The Housing Authority is governed by a board of five members comprised of the same individuals who comprise the City Council of the City. The purpose of the Housing Authority of the City of South Gate is to provide safe and sanitary dwelling accommodations in the City to persons of low income. Separate financial statements are not prepared for the Housing Authority.

The South Gate Public Financing Authority ("Financing Authority") was formed on September 11, 1989. The purpose of the South Gate Public Financing Authority is to issue debt to finance public improvements and other capital purchases for the City. The Public Financing Authority is governed by a board of five members comprised of the same individuals who comprise the City Council of the City. Separate financial statements are not available for the Financing Authority.

The following specific criteria were used in determining the status of these component units:

- Members of the City Council also act as the governing body of the Utility Authority, the Housing Authority, and the Financing Authority.
- The City, the Utility Authority, the Housing Authority, and the Financing Authority are financially interdependent.
- The Utility Authority, the Housing Authority, and the Financing Authority are managed by employees of the City, who provide various support functions including financial reporting and investment decisions.

B. Measurement Focus, Basis of Accounting and Financial Statement Presentation

The City's basic financial statements are prepared in conformity with accounting principles generally accepted in the United States of America ("U.S. GAAP"). The Government Accounting Standards Board is the acknowledged standard-setting body for establishing accounting and financial reporting standards followed by governmental entities in the United States of America.

Government-Wide Financial Statements

The Statement of Net Position and the Statement of Activities display information about the primary government. These statements include the financial activities of the overall City government, except for fiduciary activities.

(1) Summary of Significant Accounting Policies (Continued)

Eliminations have been made to minimize the double counting of internal service fund and similar activities. The effect of inter-fund services provided and used between functions is not eliminated in the process of consolidation. These statements distinguish between the governmental and business-type activities of the City. Governmental activities generally are financed through taxes, intergovernmental revenues, and other no exchange transactions. Business-type activities are financed in whole or in part by fees charged to external parties.

The government-wide financial statements are reported using the "economic resources" measurement focus and the accrual basis of accounting. Accordingly, all of the City's assets and liabilities, including capital assets (as well as infrastructure assets) and long-term liabilities, are included in the accompanying Statement of Net Position. The Statement of Activities presents a comparison between direct expenses and program revenues for each segment of the business-type activities of the City and for each function of the City's governmental activities. Direct expenses are those that are specifically associated with a program or function and, therefore, are clearly identifiable to a particular function. Program revenues include (a) charges paid by the recipients of goods or services offered by the programs, (b) grants and contributions that are restricted to meeting the operational needs of a particular program and (c) fees, grants and contributions that are restricted to financing the acquisition or construction of capital assets. Revenues that are not classified as program revenues, including all taxes, are presented as general revenues. Certain indirect costs are included in program expenses reported for individual functions and activities.

Fund Financial Statements

Separate financial statements are provided for governmental funds, proprietary funds and fiduciary funds, even though the latter are excluded from the government-wide financial statements. Major individual governmental funds are reported as separate columns in the fund financial statements.

Governmental Fund Financial Statements

Governmental fund financial statements are reported using the "current financial resources" measurement focus and the modified accrual basis of accounting. Revenues are recognized as soon as they are both measurable and available. Revenues are considered to be available when they are collectible within the current period or soon enough thereafter to pay liabilities of the current period. For this purpose, the government considers revenues to be available if they are collected within 60 days of the end of the current fiscal period, with the exception of grants, for which the revenue recognition period is 120 days. Expenditures generally are recorded when a liability is incurred, as under accrual accounting. However, debt service expenditures, as well as expenditures related to compensated absences and claims and judgments, are recorded only when payment is due.

(1) Summary of Significant Accounting Policies (Continued)

Sales taxes, property taxes, franchise taxes, gas taxes, motor vehicle in lieu, transient occupancy taxes, grants and interest associated with the current fiscal period are all considered to be susceptible to accrual and so have been recognized as revenues of the current fiscal period. Only the portion of special assessments receivable due within the current fiscal period is considered to be susceptible to accrual as revenue of the current period. All other revenue items are considered to be measurable and available only when cash is received by the government.

The City reports the following major governmental funds:

- General Fund – The General Fund accounts for resources traditionally associated with government which are not legally required or by sound financial management to be accounted for in another fund.
- Grants Special Revenue Fund - This fund is used to account for all Federal, State, and local grants not specified in other funds.
- Capital Improvement Projects Fund – This fund accounts for various capital projects from resources committed by the City Council.

Proprietary Fund Financial Statements

Proprietary fund financial statements include a Statement of Net Position, a Statement of Revenues, Expenses and Changes in Net Position, and a Statement of Cash Flows for each proprietary fund.

A separate column representing internal service funds is also presented in these statements. However, internal service balances and activities have been combined with the governmental activities in the Government-Wide Financial Statements. These funds have been established to finance and account for goods and services provided by one City department to other City departments or agencies. These areas of service include Insurance, Information Systems, Fleet Management, Capital Asset & Equipment Replacement, and Building & Infrastructure Maintenance.

Proprietary funds are accounted for using the "economic resources" measurement focus and the accrual basis of accounting. Accordingly, all assets and liabilities (whether current or noncurrent) are included on the Statement of Net Position. The Statement of Revenues, Expenses, and Changes in Net Position present increases (revenues) and decreases (expenses) in total net position. Under the accrual basis of accounting, revenues are recognized in the period in which they are earned while expenses are recognized in the period in which the liability is incurred. In these funds, receivables have been recorded as revenue and provisions have been made for uncollectible amounts.

Proprietary fund operating revenues and expenses, such as charges for services, and payments to employees and vendors, result from exchange transactions associated with the principal activity of the fund. Exchange transactions are those in which each party receives and gives up essentially equal values. Non-operating revenues and expenses, such as subsidies, investment earnings, changes in fair value of investments and interest charges result from non-exchange transactions or ancillary activities.

(1) Summary of Significant Accounting Policies (Continued)

The concept of major funds extends to Proprietary Funds. The City has identified the funds below as major proprietary funds. Individual non-major funds may be found in the supplemental section.

- Utility Authority - Water Fund – This fund accounts for the operations of the City's water utility. All activities necessary to provide this service are accounted for in this fund including administration, operations, maintenance, capital improvements, billing, collection and depreciation.
- Utility Authority - Sewer Fund – This fund accounts for the provision of sewer maintenance services to the residents of the City. All activities necessary to provide this service are accounted for in this fund including, but not limited to, operations, maintenance, capital improvements and depreciation.

Fiduciary Fund Financial Statements

Fiduciary fund financial statements include a Statement of Net Position and a Statement of Changes in Fiduciary Net Position. The City's fiduciary funds represent custodial funds and private purpose trust funds. Both custodial funds and the private purpose trust funds are accounted for on the full accrual basis of accounting.

The City also reports the following fiduciary funds:

- Custodial Funds – These funds account for resources held by the City in custodian capacity. Cash and deposits are maintained for activities associated with various associations and third-party projects. The City is responsible for ensuring that the assets reported in these funds are used for their intended purposes.

- Private-purpose Trust Fund – This fund accounts for the assets and liabilities of the former Community Development Commission and the allocated revenue to pay estimated installment payments of enforceable obligations until the obligations of the former redevelopment agency are paid in full and assets have been liquidated.

C. Cash Investments and Cash Equivalents

In order to maximize investment return, the City pools its available cash for investment purposes. The City's cash management pool is used essentially as a demand deposit account by the various funds. The City has defined, for purposes of the preparation of its statements of cash flows, cash and cash equivalents as demand deposits plus all investments maintained in its cash management pool, regardless of maturity period.

Investments are reported in the accompanying balance sheet at fair value, except for certain certificates of deposit and investment contracts that are reported at cost. Changes in fair value that occur during a fiscal year are recognized as investment income reported for that fiscal year. Investment income includes interest earnings, changes in fair value, and any gains or losses realized upon the liquidation, maturity, or sale of investments.

(1) Summary of Significant Accounting Policies (Continued)

The City pools cash and investments of all funds, except for assets held by fiscal agents. Each fund's share in this pool is displayed in the accompanying financial statements as cash and investments. Investment income earned by the pooled investments is allocated to the various funds based on each fund's average cash and investment balance, except investment income for the Internal Service Funds and the Capital Improvement Fund which is allocated to the General Fund.

Following areas of certain disclosure requirements, if applicable, for Deposits and Investment Risks are presented in the footnotes:

- Interest Rate Risk
- Credit Risk
- Overall
- Custodial Credit Risk
- Concentration of Credit Risk
- Foreign Currency Risk

In addition, other disclosures are specified including use of certain methods to present deposits and investments, highly sensitive investments, credit quality at year-end and other disclosures.

D. Fair Value Measurement

U.S. GAAP defines fair value, establishes a framework for measuring fair value and establishes disclosure about fair value measurement. Investments, unless otherwise specified, recorded at fair value in the financial statements, are categorized based upon the level of judgment associated with the inputs used to measure their fair value.

The three levels of the fair value measurement hierarchy are described below:

- Level 1 – Inputs are unadjusted, quoted prices for identical assets and liabilities in active markets at the measurement date.
- Level 2 – Inputs, other than quoted prices included in Level 1, that are observable for the assets and liabilities through corroboration with market data at the measurement date.
- Level 3 – Unobservable inputs that reflect management's best estimate of what market participants would use in pricing the assets and liabilities at the measurement date.

(1) Summary of Significant Accounting Policies (Continued)

E. Receivables and Payables

Activity between funds that are representative of lending/borrowing arrangements outstanding at the end of the fiscal year are referred to as either "due to / from other funds" (i.e., the current portion of interfund loans) or "advances to / from other funds" (i.e., the non-current portion of interfund loans). All other outstanding balances between funds are reported as "due to / from other funds." Any residual balances outstanding between the governmental activities and business-type activities are reported in the government-wide financial statements as "internal balances."

All trade and property tax receivables are shown net of an allowance for uncollectible.

Property tax revenue is recognized in the fiscal year for which the taxes have been levied providing they become available. Available means when due, or past due and receivable within the current period and collected within the current period or expected to be collected soon enough thereafter (not to exceed 60 days) to be used to pay liabilities of the current period. The County of Los Angeles collects property taxes for the City. Tax liens attach annually as of 12:01 A.M. on the first day in January preceding the fiscal year for which the taxes are levied. Taxes are levied on both real and personal property as it exists on that date. The tax levy covers the fiscal period July 1 to June 30. All secured personal property taxes and one-half of the taxes on real property are due November 1; the second installment is due February 1. All taxes are delinquent, if unpaid, on December 10 and April 10, respectively. Unsecured personal property taxes become due on the first of March each year and are delinquent on August 31.

F. Prepaid Items

The prepaid items are payments made to vendors for costs applicable to future accounting periods and are recorded under the consumption method in both government-wide and fund financial statements.

G. Inventories

Inventories of supplies are recorded at cost, whereas inventories held for resale are recorded at lower of cost or market using the first-in, first-out (FIFO) method. The cost of inventory is recorded as an asset when purchased and is expensed when consumed.

H. Property Held for Resale

Property held for resale is recorded in the City's Housing Successor Special Revenue Fund, Housing Authority Development Projects Fund and in the Private-Purpose Trust Fund – Successor Agency of the Former Community Development Commission (CDC) at the lower of acquisition cost or estimated net realizable value when such amount becomes determinable as a result of the City entering into a contract for sale of property.

(1) Summary of Significant Accounting Policies (Continued)

I. Capital Assets

Capital assets are recorded at cost where historical records are available and at an estimated historical cost where no historical records exist. Contributed capital assets are valued at their estimated acquisition value at the date of the contribution. Generally, capital asset purchases in excess of $5,000 are capitalized if they have an expected useful life of three years or more.

Capital assets, which include property, plant, equipment, infrastructure (e.g., roads, bridges, sidewalks and similar items) and intangible assets, are reported in the applicable governmental or business-type activities columns in the government-wide financial statements. The City's infrastructure assets are recorded at historical cost or at estimated historical cost if actual historical cost was not available. All current year additions to infrastructure assets are depreciated.

Depreciation has been provided using the straight-line method over the estimated useful life of the asset in the government-wide financial statements and in the fund financial statements of the proprietary funds.

The following schedule summarizes capital asset useful lives:

• Structures and improvements	10-50 years
• Equipment and furniture	3-50 years
• Vehicles	5-10 years
• Infrastructure	10-65 years
• Wells	20 years
• Pumping and purification equipment	5-50 years
• Distribution and service equipment	5-50 years
• Eastside reservoir	45 years
• Westside reservoir	45 years
• Right to use lease and subscription assets	5-50 years

J. Deferred Outflows/Inflows of Resources

The Statement of Net Position and the Balance Sheet report separate sections for Deferred Outflows of Resources and Deferred Inflows of Resources, when applicable.

Deferred Outflows of Resources represent outflows of resources (consumption of net assets) that apply to future periods and that, therefore, will not be recognized as an expense until that time.

Deferred Inflows of Resources represent inflows of resources (acquisition of net assets) that apply to future periods and that, therefore, will not be recognized as revenue until that time.

(1) Summary of Significant Accounting Policies (Continued)

K. Net Pension Liability

For purposes of measuring the net pension liability, deferred outflows of resources and deferred inflows of resources related to pensions, and pension expense, information about the fiduciary net position of the Plan and additions to/deductions from the Plan's fiduciary net position have been determined on the same basis as they are reported by the plans. For this purpose, benefit payments (including refunds of employee contributions) are recognized when currently due and payable in accordance with the benefit terms. Investments are reported at fair value.

The following timeframes are used for pension reporting:

CalPERS	
Valuation Date	June 30, 2023
Measurement Date	June 30, 2024
Measurement Period	July 1, 2023 to June 30, 2024

PARS	
Valuation Date	June 30, 2023
Measurement Date	June 30, 2024
Measurement Period	July 1, 2023 to June 30, 2024

Gains and losses related to changes in total pension liability and fiduciary net position are recognized in pension expense systematically over time. The first amortized amounts are recognized in pension expense for the year the gain or loss occurs. The remaining amounts are categorized as deferred outflows and deferred inflows of resources related to pensions and are to be recognized in future pension expense. The amortization period differs depending on the source of the gain or loss. The difference between projected and actual earnings is amortized straight-line over 5 years. All other amounts are amortized straight-line over the average expected remaining service lives of all members that are provided with benefits (active, inactive, and retired) as of the beginning of the measurement period.

L. Other Postemployment Benefits ("OPEB")

For purposes of measuring the net OPEB liability, deferred outflows of resources and deferred inflows of resources related to OPEB, and OPEB expense, information about the fiduciary net position of the City's Retiree Benefits Plan ("OPEB Plan") and additions to/deductions from OPEB Plan's fiduciary net position have been determined on the same basis as they are reported by the Plan. For this purpose, the OPEB Plan recognizes benefit payments when due and payable in accordance with the benefit terms.

(1) Summary of Significant Accounting Policies (Continued)

The following timeframes are used for OPEB reporting:

OPEB	
Valuation Date	June 30, 2023
Measurement Date	June 30, 2024
Measurement Period	July 1, 2023 to June 30, 2024

Gains and losses related to changes in total OPEB liability and fiduciary net position are recognized in OPEB expense systematically over time. The first amortized amounts are recognized in pension expense for the year the gain or loss occurs. The remaining amounts are categorized as deferred outflows and deferred inflows of resources related to pensions and are to be recognized in future pension expense. The amortization period differs depending on the source of the gain or loss. The difference between projected and actual earnings is amortized straight-line over five years. All other amounts are amortized straight-line over the average expected remaining service lives of all members that are provided with benefits (active, inactive, and retired) as of the beginning of the measurement period.

M. Compensated Absences

Employees can carry forward, for use in subsequent years, earned but unused vacation and sick leave benefits to a specific limit. Upon termination, the City is obligated to compensate employees for all accrued earned but unused vacation days. Upon termination, employees that have provided at least 15 years of service to the City are reimbursed for 50% to 75% of earned but unused sick leave benefits.

A liability is recorded for unused vacation and similar compensatory leave balances since the employees' entitlement to these balances are attributable to services already rendered and it is probable that virtually all of these balances will be liquidated by either paid time off or payments upon termination or retirement. A liability is also recorded for unused sick leave balances for an estimated amount based on active employee's eligibility . The estimated amount is calculated based on accrued value of the sick leave balances at June 30, 2025 and if it's more likely they will use it or be paid for it.

A liability is accrued for all leave benefits relating to the operations of the proprietary funds. A current liability is accrued in the governmental funds for material leave benefits due on demand to governmental fund employees that have terminated prior to year-end. All other amounts are recorded in the statement of net position. These non-current amounts will be recorded as fund expenditures in the year in which they are paid or become due.

During the year ended June 30, 2025, the City adopted new accounting guidance by implementing the provisions of Governmental Accounting Standards Board (GASB) Statement No. 101, Compensated Absences, which seeks to better meet the information needs of financial statement users by updating the recognition and measurement guidance for compensated absences.

(1) Summary of Significant Accounting Policies (Continued)

N. Long-Term Liabilities

In the government-wide financial statements and proprietary fund financial statements, long-term debt and other long-term obligations are reported as liabilities in the governmental activities, business-type activities or proprietary fund type statement of net position. Bond premiums and discounts are deferred and amortized over the life of the bonds using the effective interest method. Bonds payable are reported net of the applicable bond premium or discount.

In the fund financial statements, governmental fund types recognize bond premiums and discounts, as well as bond issuance costs, during the current period. The face amount of debt issued is reported as other financing sources. Premiums received on debt issuances are reported as other financing sources while discounts on debt issuances are reported as other financing uses.

O. Net Position

In the governmental-wide financial statements and proprietary fund financial statements, net position is classified as follows:

Net Investment in Capital Assets – This amount consists of capital assets net of accumulated depreciation and reduced by outstanding debt and any deferred outflows or inflows of resources that are attributed to the acquisition, construction, or improvement of the assets, net of unspent debt proceeds and deferred gain/loss on refunding and retention payable.

Restricted Net Position – This amount is restricted by external creditors, grantors, contributors, or laws or regulations of other governments.

Unrestricted Net Position – This component of net position is the amount of the assets, deferred outflows of resources, liabilities, and deferred inflows of resources that are not included in the determination of net investment in capital assets or the restricted component of net position.

Sometimes the government will fund outlays for a particular purpose from both restricted (e.g., restricted bond or grant proceeds) and unrestricted resources. In order to calculate the amounts to report as restricted – net position and unrestricted – net position in the government-wide and proprietary fund financial statements, a flow assumption must be made about the order in which the resources are considered to be applied. It is the government's policy to consider restricted – net position to have been depleted before unrestricted – net position is applied.

(1) Summary of Significant Accounting Policies (Continued)

P. Fund Balance

In the fund financial statements, governmental funds report the following fund balance classification:

Non-spendable – This portion of a fund balance includes amounts that cannot be spent because they are either: (a) not in a spendable form, such as prepaid items, inventories of supplies, loans receivable, and land held for resale, unless the proceeds from the collection of those receivables or from sale of the properties is restricted, committed, or assigned; or (b) legally or contractually required to be maintained intact.

Restricted – This portion of a fund balance reflects constraints placed on the use of resources (other than non-spendable items) that are either: (a) externally imposed by creditors (such as through debt covenants), grantors, contributors, or laws or regulations of other governments; or (b) imposed by law through constitutional provisions or enabling legislation.

Committed – This portion of a fund balance includes amounts that can only be used for specific purposes pursuant to constrains imposed by formal action of the government's highest level of decision-making authority (City Council) and remain binding unless removed in the same manner. The City Council, as the City's highest level of decision-making authority, may commit fund balance for specific purposes pursuant to constraints imposed by the adoption of a resolution. These committed amounts cannot be used for any other purpose unless the City Council removes or changes the specified use through the same type of formal action taken to establish the commitment. The City's General Fund balance committed for emergency reserves is established at a maximum of twenty percent of operating expenditures. The City also has committed funds for the employment resource center, budget stabilization and OPEB section 115 trust. The commitments are made through council approval establishing and amending the reserve amounts.

Assigned – This portion of a fund balance includes amounts that are constrained by the government's intent to be used for specific purposes, but that are neither restricted nor committed. The City Council has designated the Director of Administrative Services as the City official to determine and define the amounts of those components of fund balance that are classified as "Assigned Fund Balance."

Unassigned – This portion of a fund balance includes amounts that do not fall into one of the above four categories. The General Fund is the only fund that should report this category of fund balance, unless a negative fund balance exists.

Sometimes the government will fund outlays for a particular purpose from both restricted and unrestricted resources (the total of committed, assigned, and unassigned fund balance). In order to calculate the amounts to report as restricted, committed, assigned, and unassigned fund balance in the governmental fund financial statements a flow assumption must be made about the order in which the resources are considered to be applied. The City considers restricted fund balance to have been spent first when expenditure is incurred for purposes for which both restricted and unrestricted fund balance is available. Similarly,

(1) Summary of Significant Accounting Policies (Continued)

when an expenditure is incurred for purposes for which amounts in any of the unrestricted classifications of fund balance could be used, the City considers committed amounts to be reduced first, followed by assigned amounts and then unassigned amounts.

Q. Use of Estimates

The preparation of financial statements in accordance with U.S. GAAP requires management to make estimates and assumptions that affect certain reported amounts and disclosures. Accordingly, actual results could differ from those estimates.

(2) Cash and Investments

As of June 30, 2025, cash and investments were reported in the accompanying financial statements as follows:

	Government-Wide Statement of Net Position		Fiduciary Funds Statement of Net Position	Total
	Governmental Activities	Business-Type Activities		
Cash and investments	$ 82,915,546	$ 41,119,169	$ 2,518,565	$ 126,553,280
Cash and investments with fiscal agent	619,583	916,807	-	1,536,390
Total cash and investments	$ 83,535,129	$ 42,035,976	$ 2,518,565	$ 128,089,670

Cash and investments as of June 30, 2025 consisted of the following:

Cash:	
Cash on hand	$ 16,960
Deposits with financial institution	19,113,842
Total Cash	19,130,802
Investments:	
Investments	107,773,487
Investments held by bond trustee	1,185,381
Total Investments	108,958,868
Total Cash and Investments	$ 128,089,670

(2) Cash and Investments (Continued)

The City maintains a cash and investment pool that is available for use for all funds. Each fund type's position in the pool is reported on the combined balance sheet as cash and investments. The City has adopted an investment policy, which authorizes it to invest in various investments.

A. Demand Deposits

At June 30, 2025, the carrying amount of the City's deposits was $19,097,231 and the bank balance was $20,227,005. The difference represents outstanding checks and other reconciling items.

The California Government Code requires California banks and savings and loan associations to secure a City's deposits by pledging government securities with a value of 110% of a City's deposits. California law also allows financial institutions to secure City deposits by pledging first trust deed mortgage notes having a value of 150% of a City's total deposits. The City Treasurer may waive the collateral requirement for deposits which are fully insured up to $250,000 by the FDIC.

The collateral for deposits in federal and state-chartered banks is held in safekeeping by an authorized Agent of Depository recognized by the State of California Department of Banking. The collateral for deposits with savings and loan associations is generally held in safekeeping by the Federal Home Loan Bank in San Francisco, California as an Agent of Depository.

These securities are physically held in an undivided pool for all California public agency depositors. Under Government Code Section 53655, the placement of securities by a bank or savings and loan association with an "Agent of Depository" has the effect of perfecting the security interest in the name of the local governmental agency. Accordingly, all collateral held by California Agents of Depository are considered to be held for, and in the name of, the local government.

(2) Cash and Investments (Continued)

B. Investments Authorized by the California Government Code and the City's Investment Policy

The table below identifies the investment types that are authorized of the City by the California Government Code and the City's investment policy. The table also identifies certain provisions of the California Government Code (or the City's investment policy, if more restrictive) that address interest rate risk, credit risk, and concentration of credit risk. This table does not address investments of debt proceeds held by bond trustee that are governed by the provisions of debt agreements of the City, rather than the general provisions of the California Government Code.

Investment Types Authorized by State Law	Authorized by Investment Policy	Maximum Maturity	Maximum Percentage of Portfolio	Maximum Investment in One Issuer
U.S. Treasury Obligations	Yes	5 years	None	None
Federal Agency Obligations	Yes	5 years	None	None
U.S. Government Sponsored Enterprise Securities	Yes	5 years	None	None
Bankers' Acceptances	Yes	180 days	40%	30%
Commercial Paper	Yes	270 days	30%	10%
Negotiable Certificates of Deposit	Yes	5 years	None	None
Repurchase Agreements	No	1 year	None	None
Reverse Repurchase Agreements	No	92 days	20%	None
Medium-Term Notes	Yes	5 years	30%	10%
Money Market Mutual Funds	Yes	N/A	None	None
Mortgage Pass-Through Securities	No	5 years	20%	None
County Pooled Investment Funds	No	N/A	None	None
Local Agency Investment Fund (LAIF)	Yes	N/A	None	None

*Based on state law requirements or investment policy requirements, whichever is more restrictive

(2) Cash and Investments (Continued)

C. Investments Authorized by Debt Agreements

Investment of debt proceeds held by bond trustee is governed by provisions of the debt agreements, rather than the general provisions of the California Government Code or the City's investment policy. The following table identifies the investment types that are authorized for investments held by bond trustee. The table also identifies certain provisions of these debt agreements that address interest rate risk, credit risk, and concentration of credit risk.

Authorized Investment Types	Maximum Maturity	Maximum Percentage Allowed	Maximum Investment in One Issuer
Local Agency Bonds	5 years	None	None
U.S. Treasury Obligations	5 years	None	None
U.S. Agency Securities	None	None	None
Bankers' Acceptances	1 year	None	None
Commercial Paper	270 days	None	None
Repurchase Agreements	30 days	None	None
Money Market Mutual Funds	N/A	None	None
Local Agency Investment Fund (LAIF)	N/A	None	None
Investment Agreements	N/A	None	None

D. Investment in State Investment Pool

The City is a voluntary participant in the LAIF that is regulated by the California Government Code Section 16429 under the oversight of the Treasurer of the State of California. LAIF is not registered with the Securities and Exchange Commission. The fair value of the City's investment in this pool is reported in the accompanying financial statements at amounts based upon the City's pro-rata share of the fair value provided by LAIF for the entire LAIF portfolio (in relation to the amortized cost of that portfolio). The balance available for withdrawal is based on the accounting records maintained by LAIF, which are recorded on an amortized cost basis. The City's investments with LAIF at June 30, 2025, included a portion of the pool funds invested in Structured Notes and Asset-Backed Securities:

Structured Notes – debt securities (other than asset-backed securities) whose cash flow characteristics (coupon rate, redemption amount, or stated maturity) depend upon one or more indices and/or that have embedded forwards or options.

Asset-Backed Securities – generally, mortgage-backed securities that entitle their purchasers to receive a share of the cash flows from a pool of assets such as principal and interest repayments from a pool of mortgages (for example, Collateralized Mortgage Obligations) or credit card receivables.

As of June 30, 2025, the City had $ 30,079,814 invested in LAIF, which had invested 0.15% of the pool investment funds in Loans.

(2) Cash and Investments (Continued)

E. Fair Value Measurements

At June 30, 2025, investments are reported at fair value. The following table presents the fair value measurement of investments on a recurring basis and the levels within the fair value hierarchy in which the fair value measurements fall at June 30, 2025:

Investment Type	Level 2	Not subject to measurement	Total
Local Agency Investment Fund	$ -	$ 30,079,815	$ 30,079,815
Certificates of deposits	3,914,632	-	3,914,632
Money market funds	-	50,238,010	50,238,010
U.S. government sponsored agency securities	23,541,030	-	23,541,030
Held by fiscal agent:			
Money market funds	-	1,185,381	1,185,381
Total	$ 27,455,662	$ 81,503,206	$ 108,958,868

The certificates of deposits are valued based on matrix pricing and the U.S. government sponsored agency securities are valued based on institutional bond quotes.

F. Risk Disclosures

Credit Risk

Credit risk is the risk that an issuer of an investment will not fulfill its obligation to the holder of the investment. This is measured by the assignment of a rating by a nationally recognized statistical rating organization. LAIF does not have a rating provided by a nationally recognized statistical rating organization.

At June 30, 2025, the City's investments are rated as follows:

Investment Type	Total	Minimum Legal Rating	Ratings at Year-End AA or AAA	Not Rated
Local Agency Investment Fund	$ 30,079,815	N/A	$ -	$ 30,079,815
Certificates of deposits	3,914,632	N/A	-	3,914,632
Money market funds	50,238,010	AAA	50,238,010	-
U.S. government sponsored agency securities	23,541,030	AA	23,541,030	-
Held by fiscal agent:				
Money market funds	1,185,381	AAA	1,185,381	-
Total	$ 108,958,868		$ 74,964,421	$ 33,994,447

(2) Cash and Investments (Continued)

Custodial Credit Risk

Custodial credit risk for deposits is the risk that, in the event of the failure of a depository financial institution, a government will not be able to recover its deposits or will not be able to recover collateral securities that are in the possession of an outside party. The custodial credit risk for investments is the risk that, in the event of the failure of the counterparty to a transaction, a government will not be able to recover the value of its investment or collateral securities that are in the possession of another party. As of June 30, 2025, none of the City's deposits or investments were exposed to custodial credit risk.

Concentration of Credit Risk

The City's investment policy imposes restrictions with the exception of U.S. Treasury securities, federal agency securities, U.S. government sponsored enterprise securities, overnight sweep accounts, and authorized pools that no more than 30% of the City's total investment portfolio to be invested in a single security type or 10% in any one corporate or bank issuer. With respect to concentration risk, as of June 30, 2025, the City is in compliance with its investment policy.

Investments in any one issuer that represent 5% or more of total City investment are as follows:

Investment Type	Issuer	Reported Amount	Percentage of Portfolio
U.S. government sponsored agency securities	Federal Home Loan Bank	$9,834,390	10.00%
U.S. government sponsored agency securities	Federal Farm Credit Bank	4,867,470	6.00%

(2) Cash and Investments (Continued)

Interest Rate Risk

Interest rate risk is the risk that changes in market interest rates will adversely affect the fair value of an investment. Generally, the longer the maturity of an investment, the greater the sensitivity of its fair value to changes in market interest rates. One of the ways that the City manages its exposure to interest rate risk is by purchasing a combination of shorter term and longer-term investments and by timing cash flows from maturities so that a portion of the portfolio is maturing or coming close to maturity evenly over time as necessary to provide the cash flow and liquidity needed for operations. The City has elected to use the segmented time distribution method of disclosure for its interest rate risk.

At June 30, 2025, the City's investments have the following remaining maturities:

		Remaining Maturing (In Months)		
Investment Type	Totals	12 Months Or Less	13 to 24 Months	25 to 60 Months
Local Agency Investment Fund	$ 30,079,815	$ 30,079,815	$ -	$ -
Certificates of deposit	3,914,632	3,199,262	715,370	-
Money market funds	50,238,010	50,238,010	-	-
U.S. government sponsored agency securities	23,541,030	16,751,000	5,791,360	998,670
Held by fiscal agent:				
Money market funds	1,185,381	1,185,381	-	-
Total	$ 108,958,868	$ 101,453,468	$ 6,506,730	$ 998,670

(3) Leases Receivable

The City is the lessor in a non-cancellable lease for a land lease. The lessee is required to make fixed monthly payments of $12,000 per month. The City recognized $125,223 in lease revenue and $ 19,977 in interest revenue during the current fiscal year related to this agreement. As of June 30, 2025, the lease receivable is $431,198 and deferred inflows of resources related to this lease is $387,107.

(4) Notes and Loans Receivable

Summary of changes in notes and loans receivable for the year ended June 30, 2025 is as follows:

Program	Balance July 1, 2024	Additions	Deletions	Balance June 30, 2025
Rental Rehabilitation	$ 17,433	$ 40,834	$ -	$ 58,267
Section 8 Repayment Program	14,415	-	-	14,415
CDBG and First Time Home Buyers	7,939,273	-	(114,707)	7,824,566
CalHome Loan Program	296,740	-	(49,437)	247,303
Total	$ 8,267,861	$ 40,834	$ (164,144)	$ 8,144,551

A. Rental Rehabilitation

The City participates in a Rental Rehabilitation Program. The purpose of the Rental Rehabilitation Loan Program is to assist owners of smaller rental properties which are occupied by persons or families that have an income less than 80% of the statewide median income. At June 30, 2025, the City has rental rehabilitation outstanding balance in the amount of $58,267.

B. Section 8 Repayment Program

The City of South Gate also participates in a Section 8 Repayment Program. The program was authorized by Congress in 1974 and developed by HUD to provide rental subsidies for eligible tenant families (including single persons) residing in newly constructed, rehabilitated and existing rental and cooperative apartment projects. At June 30, 2025, the outstanding balance was $14,415.

C. CDBG First Time Home Buyer

The Community Development Department of the City of South Gate operates various loan programs under the Federal Community Development Block Grant Program which includes the First Time Homebuyer Program. This program provides zero percent interest silent second down payment assistance loans to residents who meet certain qualifications for the purpose of providing homeownership assistance to low-and-moderate income families.

The loans are secured by a deed of trust and monthly payments are not required. The loans become due and payable when any of the following occurs: 1) the property is sold or transferred, 2) property is no longer owner-occupied, 3) property is refinanced, 4) the last surviving borrower dies, at which time full repayment would be required, the loan is never forgiven. At June 30, 2025, the outstanding balance was $7,824,566.

(4) Notes and Loans Receivable (Continued)

D. CalHome Loan Program

The Community Development Department of the City of South Gate operates a Homeowner Rehabilitation Program to assist low-income qualified residents make needed home repairs. Home repairs include such things as new energy efficient windows, new roof, upgraded electrical and plumbing, and to address other substandard conditions.

A one-time funding of $1,000,000 was awarded by the State of California Housing and Community Development Department to assist at least 15 residents with zero percent interest loans. This loan program is capped at $50,000 per household and is due and payable when any of the following occurs: 1) the property is sold or transferred, 2) property is no longer owner-occupied, 3) property is refinanced, 4) the last surviving borrower dies, or 5) at the end of thirty (30) years from loan origination, at which time full repayment would be required. The loan is never forgiven. At June 30, 2025, the outstanding balance is $247,303.

(5) Interfund Transactions

A. Due To/From Other Funds

Current interfund receivables and payables are the result of short-term borrowings at June 30, 2025.

	Due to Other Funds			
Due from Other Funds	Grant Special Revenue Fund	Nonmajor Governmental Funds	Internal Service Funds	Total
General Fund	$ 15,970,698	$ 2,161,189	$ 539,435	$ 18,671,322
Utility Authority Water Fund	-	1,810	-	1,810
Total	$ 15,970,698	$ 2,162,999	$ 539,435	$ 18,673,132

B. Advances To/From Other Funds

On April 23, 2020, the City Council approved cooperation agreement between the City and the Housing Authority to provide needed financing for the purchase of property for development of low-moderate income housing project. The General Fund advanced $1,813,000 to the Nonmajor Governmental Funds (Housing Successor Special Revenue Fund). As of June 30, 2025, the outstanding balance for the advance was in the amount of $1,813,000. The advance is to be repaid upon sale of the project.

(5) Interfund Transactions (Continued)

C. Interfund Transfers

	Transfers In					
Transfers Out	General Fund	Grant Special Revenue	Capital Improvement Projects Fund	Non-major Governmental Funds	Internal Service Funds	Total
General Fund	$ -	$ -	$ 713,982	$ 1,437,454	$ 3,234,898	$ 5,386,334
Grants Special Revenue Fund	164,323	-	20,923,170	-	-	21,087,493
Capital Improvement Projects Fund	-	1,132,029	-	1,152,567	-	2,284,596
Non-major Governmental Funds	1,168,527	-	9,359,455	-	-	10,527,982
Utility Authority Water Fund	1,303,403	-	95,456	-	-	1,398,859
Utility Authority Refuse Fund	-	-	-	12,967	-	12,967
Internal Service Funds	-	-	11,777	-	-	11,777
Total	$ 2,636,253	$ 1,132,029	$ 31,103,840	$ 2,602,988	$ 3,234,898	$ 40,710,008

The General Fund, Grant Special Revenue Fund, Non-major Governmental Fund, Utility Authority Water Fund, and Internal Service Funds transferred $713,982; $20,923,170; $9,359,455; $95,456; and $11,777 respectively, to the Capital Improvement Projects Fund to pay for capital improvement projects.

The General Fund transferred $1,437,454 to cover deficit balances in the Non-major Governmental Funds.

The General Fund transferred $3,234,898 to cover deficit balances in the Internal Service Funds.

(6) Capital Assets

A. Governmental Activities

Capital assets activity for Governmental Activities for the year ended June 30, 2025, follows:

	Balance July 1, 2024	Additions	Deletions	Balance June 30, 2025
Capital assets, not being depreciated:				
Land	$ 4,997,485	$ -	$ -	$ 4,997,485
Construction in progress	37,062,158	10,300,605	(29,902,415)	17,460,348
Total capital assets, not being depreciated	42,059,643	10,300,605	(29,902,415)	22,457,833
Capital assets, being depreciated:				
Structures and improvements	34,910,661	29,300,994	-	64,211,655
Machinery and equipment	17,625,136	1,701,830	-	19,326,966
Right to use lease assets - Vehicles	561,785	157,680	-	719,465
Right to use lease assets - SBITA	1,465,163	-	-	1,465,163
Infrastructure street network	425,525,740	20,535,980	-	446,061,720
Subtotal	480,088,485	51,696,484	-	531,784,969
Less accumulated depreciation:				
Structures and improvements	(20,437,052)	(1,217,380)	-	(21,654,432)
Machinery and equipment	(13,289,101)	(759,137)	-	(14,048,238)
Right to use lease assets - Vehicles	(203,491)	(166,232)	-	(369,723)
Right to use lease assets - SBITA	(541,897)	(408,332)	-	(950,229)
Infrastructure street network	(215,528,430)	(8,016,745)	-	(223,545,175)
Subtotal	(249,999,971)	(10,567,826)	-	(260,567,797)
Total capital assets, being depreciated	230,088,514	41,128,658	-	271,217,172
Total capital assets, net	$ 272,148,157	$ 51,429,263	$ (29,902,415)	$ 293,675,005

Depreciation and amortization expense was charged to functions/programs of the primary government in the Governmental Activities as follows:

General government	$ 299,523
Police	203,433
Parks and recreation	828,045
Community development	126,492
Public works	8,286,911
Fleet management	50,990
Information system	365,861
Buildings	108,892
Capital asset and equipment replacement	297,679
Total depreciation expense	$ 10,567,826

(6) Capital Assets (Continued)

B. Business Type Activities

Capital assets activity for Business-Type Activities for the year ended June 30, 2025, follows:

	Balance July 1, 2024	Additions	Deletions	Balance June 30, 2025
Capital assets, not being depreciated:				
Water rights	$ 1,933,144	$ -	$ -	$ 1,933,144
Land	1,290,602	-	-	1,290,602
Construction in progress	3,712,766	2,177,139	(3,152,524)	2,737,381
Total capital assets, not being depreciated	6,936,512	2,177,139	(3,152,524)	5,961,127
Capital assets, being depreciated:				
Structures and improvements	13,525,002	240,449	-	13,765,451
Machinery and equipment	7,076,267	115,447	-	7,191,714
Infrastructure utility distribution system	77,673,282	5,347,791	-	83,021,073
Subtotal	98,274,551	5,703,687	-	103,978,238
Less accumulated depreciation				
Structures and improvements	(2,679,444)	(622,083)	-	(3,301,527)
Machinery and equipment	(5,581,495)	(165,136)	-	(5,746,631)
Infrastructure utility distribution system	(40,545,694)	(1,999,833)	-	(42,545,527)
Subtotal	(48,806,633)	(2,787,052)	-	(51,593,685)
Total capital assets, being depreciated	49,467,918	2,916,635	-	52,384,553
Total capital assets, net	$ 56,404,430	$ 5,093,774	$ (3,152,524)	$ 58,345,680

Depreciation expense was charged to functions/programs of the primary government in the Business-Type Activities as follows:

Water Enterprise Fund	$ 2,254,696
Sewer Enterprise Fund	528,584
Refuse Enterprise Fund	3,772
Total depreciation expense	$ 2,787,052

(7) Long Term Liabilities

A. Governmental Activities

The following is summary of changes in governmental activities long-term liabilities for the year ended June 30, 2025:

	Balance 7/1/2024	Addition	Deletion	Balance June 30, 2025	Due within One Year
Governmental activities:					
Notes payable:					
SCE Edison financing agreements	$ 106,816	$ -	$ (76,363)	$ 30,453	$ 30,453
Total notes payable	106,816	-	(76,363)	30,453	30,453
Public offering:					
2005 Pension obligation bonds	7,070,000	-	(1,630,000)	5,440,000	1,720,000
Total bonds	7,070,000	-	(1,630,000)	5,440,000	1,720,000
Leases payable:					
Vehicle leases	325,640	157,681	(140,281)	343,040	117,456
Copier leases	27,549	-	(18,258)	9,291	9,291
Total lease payable	353,189	157,681	(158,539)	352,331	126,747
Subscriptions payable	771,891	-	(371,844)	400,047	344,710
Compensated absences*	5,866,160	3,432,851	(3,346,693)	5,952,318	502,111
Total long-term debt	$ 14,168,056	$ 3,590,532	$ (5,583,439)	$ 12,175,149	$ 2,724,021

*Beginning balance of compensated absences have been restated to reflect the implementation of GASB 101.

Notes Payable

Southern California Edison On-Bill Financing

The City entered into a financing agreement with Southern California Edison (direct borrowing) to provide five loans for a total of $882,556 for the implementation of certain energy conservation measures at City facilities. The City is to make monthly payments of $7,946 over a ten-year period. Payments commenced on December 30, 2015, and the last payment will be made on June 30, 2026. The loan has no interest. At June 30, 2025, the outstanding balance is $30,453.

The following schedule summarizes the debt service to maturity requirements for Southern California Edison debt outstanding as of June 30, 2025:

Year Ending June 30,	Principal	Total
2026	$ 30,453	$ 30,453
Total	$ 30,453	$ 30,453

(7) Long Term Liabilities (Continued)

Bonds

2005 Pension Obligation Bond

In March 2005, the City of South Gate issued $24,400,000 in Pension Obligation Bonds (public offering). The proceeds were used to provide funds to cover the City's unfunded actuarial liability for safety employees through June 30, 2004. Proceeds were also used to advance refund $6,675,000 of outstanding 2001 Taxable Certificates of Participation. The net proceeds were deposited in an escrow account with U.S. Bank National Association. The Certificates of Participation are considered defeased and have been paid in full.

The bonds mature in amounts ranging from $1,070,000 to $1,910,000 with interest ranging from 4.6% to 5.42%. Interest on the bonds is payable on December 1, 2005 and semi-annually thereafter on June 1 and December 1 of each year. The bonds were issued at face value. At June 30, 2025, the outstanding balance on the bonds is $5,440,000.

The following schedule summarizes the debt service to maturity requirements for governmental activities bonds payable outstanding as of June 30, 2025:

Year Ending June 30,	Principal	Interest	Total
2026	$ 1,720,000	$ 293,216	$ 2,013,216
2027	1,810,000	200,508	2,010,508
2028	1,910,000	102,949	2,012,949
Total	$ 5,440,000	$ 596,673	$ 6,036,673

Leases Payable

Vehicle Lease

The City entered into eight lease agreements for the right to use vehicles in the amount of $639,652. The City is to make monthly payments between $682 and $55,915 over five-year periods. At June 30, 2025, the outstanding balance is $343,040.

The following schedule summarizes the debt service to maturity requirements for debt outstanding as of June 30, 2025:

Year Ending June 30,	Principal	Interest	Total
2026	$ 117,456	$ 23,882	$ 141,338
2027	95,364	16,768	112,132
2028	94,565	10,029	104,594
2029	35,655	2,836	38,491
Total	$ 343,040	$ 53,515	$ 396,555

(7) Long Term Liabilities (Continued)

Copier Leases

The City entered into an agreement for the right to use copiers in the amount of $79,814. The City is to make monthly payments of $1,559 over a five-year period. At June 30, 2025, the outstanding balance is $9,291.

The following schedule summarizes the debt service to maturity requirements for debt outstanding as of June 30, 2025:

Year Ending June 30,	Principal	Interest	Total
2026	$ 9,291	$ 62	$ 9,353
Total	$ 9,291	$ 62	$ 9,353

Subscriptions Payable

The City entered into several subscription-based agreements. The following is a summary of the outstanding balance as of June 30, 2025:

Year Ending June 30,	Principal	Interest	Total
2026	$ 344,710	$ 7,993	$ 352,703
2027	51,778	980	52,758
2028	3,559	148	3,707
Total	$ 400,047	$ 9,121	$ 409,168

B. Business-Type Activities

The following is summary of changes in business-type activities long-term liabilities for the year ended June 30, 2025:

Business-Type Activities:	Balance July 1, 2024	Addition	Deletion	Balance June 30, 2025	Due within One Year
Public Offering:					
2019A Water Revenue Refunding Bonds	$ 7,760,000	$ -	$ (65,000)	$ 7,695,000	$ 65,000
2019AT Water Revenue Refunding Bonds	16,925,000	-	(1,690,000)	15,235,000	1,730,000
Unamortized premium	780,178	-	(69,349)	710,829	69,349
Compensated absences*	331,537	483,366	(386,686)	428,217	36,103
Total long-term debt	$ 25,796,715	$ 483,366	$ (2,211,035)	$ 24,069,046	$ 1,900,452

*Beginning balance of compensated absences have been restated to reflect the implementation of GASB 101.

(7) Long Term Liabilities (Continued)

2019 Series A and AT Water Revenue Bonds

On December 5, 2019, the South Gate Utility Authority issued $31,340,000 of 2019 Series A and AT Water Revenue Bonds. Proceeds of these bonds were used to refund the Authority's 2001 Subordinate Revenue Bonds and 2012 Series Water Revenue Bonds and pay costs of issuance of these bonds. The refunding resulted in saving in debt service payment in the amount of $7,568,399 and economic gain in present value saving of $5,941,319. The outstanding balance of the refunded debt at June 30, 2025 was $22,930,000.

Debt covenants of the 2019 Revenue Bonds require that the Utility Authority set its charges at rates that will produce net water revenues that are at least equal to 120% of the proportionate share of certain debt service payments (as defined in the official statement). Net water revenue received during the year was $4,171,878. Total principal and interest paid for the fiscal year was $2,507,853 for 2019 Series A and AT Water Revenue Bonds.

The following schedule summarizes the debt service to maturity requirements for the bonds outstanding as of June 30, 2025:

Year Ending June 30,	Principal	Interest	Total
2026	$ 1,755,000	$ 710,856	$ 2,465,856
2027	1,840,000	665,624	2,505,624
2028	1,890,000	616,800	2,506,800
2029	1,945,000	564,109	2,509,109
2030	2,000,000	507,974	2,507,974
2031-2035	11,000,000	1,535,864	12,535,864
2036	2,460,000	49,200	2,509,200
Total	$ 22,890,000	$ 4,650,427	$ 27,540,427

(8) Defined Contribution Plan

The City has established a defined contribution plan in accordance with Internal Revenue Code Section 401(a) to provide tax deferred payments towards retirement for employees. Under this plan, the City will provide a dollar-for-dollar match of the contributions paid by the employee into a 457 deferred compensation plan in accordance with the MOU language of the five (5) bargaining units and as stated in the Terms and Conditions of Employment for Unclassified Executive Management group. For the year ended June 30, 2025, the City contributed $318,314 to the plan.

(9) Retirement Plans

The following is the summary of net pension liability and related deferred outflows of resources and deferred inflows of resources at June 30, 2025 and pension expense for the year then ended.

	CalPERS Miscellaneous	CalPERS Safety	PARS	Total
Net pension liability	$ 39,591,747	$ 69,440,275	$ 242,029	$ 109,274,051
Deferred outflows of resources	$ 10,069,850	$ 19,995,577	$ 89,162	$ 30,154,589
Deferred inflow of resources	$ 930,003	$ 1,956,023	$ -	$ 2,886,026
Pension expense (credit)	$ 5,960,448	$ 12,646,610	$ 26,403	$ 18,633,461

A. California Public Employees' Retirement System ("CalPERS")

General Information about the Pension Plan

Plan Description

The City contribution to the California Public Employees Retirement System ("CalPERS"), an agent multiple-employer defined benefit pension plan for miscellaneous employees and a cost-sharing multiple-employer defined benefit plan for safety employees. CalPERS act as a common investment and administrative agent for participating public entities within the State of California. Benefit provisions and all other requirements are established by state statue and City ordinance. A full description of the pension plan regarding number of employees covered, benefit provisions, assumptions (for funding, but not accounting purposes), and membership information are listed in the annual actuarial valuation report. This report and CalPERS' audited financial statements are publicly available reports that can be obtained at CalPERS' website under Forms and Publications.

Benefits Provided

CalPERS provide retirement and disability benefits, annual cost-of-living adjustments, and death benefits to plan members and beneficiaries. Benefits provisions under both plans are established by the State statute and City resolution as follows:

	Miscellaneous Plan		Safety Plan	
	Classic*	PEPRA	Classic*	PEPRA
Hire date	Prior to January 1, 2013	On or after January 1, 2013	Prior to January 1, 2013	On or after January 1, 2013
Benefit formula	2.7% @ 55	2.0% @ 62	3.0% @ 50	2.7% @ 57
Benefit vesting schedule	5 years of service	5 years of service	5 years of service	5 years of service
Benefit payments	monthly for life	monthly for life	monthly for life	monthly for life
Retirement age	minimum 50	minimum 52	minimum 50	minimum 50
Monthly benefits, as a % of eligible compensation	2.000% - 2.700%	1.000% - 2.500%	3.00%	2.000% - 2.700%
Required employee contribution rates	8.000%	8.000%	9.000%	14.500%
Required employer contribution rates	12.470%	12.470%	29.300%	14.720%

* Closed to new entrants

(9) Retirement Plans (Continued)

Industrial disability benefits are not offered to miscellaneous employees. The City provides industrial disability retirement benefit to safety employees. The industrial disability retirement benefit is a monthly allowance equal to 50 percent of final compensation.

An employee's beneficiary may receive the basic death benefit if the employee dies while actively employed. The employee must be actively employed with the City to be eligible for this benefit. An employee's survivor who is eligible for any other pre-retirement death benefit may choose to receive that death benefit instead of this basic death benefit. The basic death benefit is a lump sum in the amount of the employee's accumulated contributions, where interest is currently credited at 6 percent per year, plus a lump sum in the amount of one month's salary for each completed year of current service, up to a maximum of six months' salary. For purposes of this benefit, one month's salary is defined as the member's average monthly full-time rate of compensation during the 12 months preceding death.

Upon the death of a retiree, a one-time lump sum payment of $500 will be made to the retiree's designated survivor(s), or to the retiree's estate.

Benefit terms provide for annual cost-of-living adjustments to each employee's retirement allowance. Beginning the second calendar year after the year of retirement, retirement and survivor allowances will be annually adjusted on a compound basis by two percent.

Employees Covered by Benefit Terms

At the June 30, 2023 valuation date, the following employees were covered by the benefit terms:

		Safety	
	Miscellaneous	Classic	PEPRA
Active employees	267	38	34
Transferred and terminated employees	421	41	15
Retired Employees and Beneficiaries	398	204	-
Total	1,086	283	49

Contribution Description

Section 20814(c) of the California Public Employees' Retirement Law (PERL) requires that the employer contribution rates for all public employers are determined on an annual basis by the actuary and shall be effective on the July 1 following notice of a change in the rate. The total plan contributions are determined through CalPERS' annual actuarial valuation process. The actuarially determined rate is the estimated amount necessary to finance the costs of benefits earned by employees during the year, with an additional amount to finance any unfunded accrued liability. The employer is required to contribute the difference between the actuarially determined rate and the contribution rate of employees. Employer contribution rates may change if plan contracts are amended. Payments made by the employer to satisfy contribution requirements that are identified by the pension plan terms as plan member contribution requirements are classified as plan member contributions.

(9) Retirement Plans (Continued)

Net Pension Liability

Actuarial Methods and Assumptions Used to Determine Total Pension Liability

The June 30, 2023 valuation was used to determine the June 30, 2025 total pension liabilities, based on the following actuarial methods and assumptions:

Actuarial Cost Method	Entry Age Actuarial Cost Method
Actuarial Assumptions:	
Discount Rate	6.90%
Inflation	2.30%
Salary Increases	Varies by Entry Age and Service
Mortality Rate Table	Derived using CalPERS' membership data for all funds
Post Retirement Benefit Increase	The lesser of contract COLA or 2.30% until Purchasing Power Protection Allowance floor on purchasing power applies, 2.30% thereafter

The mortality table was developed based on CalPERS-specific data. The probabilities of mortality are based on the 2021 CalPERS Experience Study and Review of Actuarial Assumptions. Mortality rates incorporate full generational mortality improvement using 80% of Scale MP-2020 published by the Society of Actuaries. For more details on this table, please refer to the 2021 experience study report from November 2021 that can be found on the CalPERS website.

Change in Assumptions

There were no changes in assumptions.

Long-Term Expected Rate of Return

The long-term expected rate of return on pension plan investments was determined using a building-block method in which expected future real rates of return (expected returns, net of pension plan investment expense and inflation) are developed for each major asset class.

In determining the long-term expected rate of return, CalPERS considered both short-term and long-term market return expectations. Using historical returns of all the funds' assets classes, expected compound (geometric) returns were calculated over the next 20 years using a building-block approach. The expected rate of return was then adjusted to account for the administrative expenses assumed of 10 Basis points.

(9) Retirement Plans (Continued)

The expected real rate of return by asset class are as follows:

Asset Class[1]	Current Target Allocation	Real Return Years [1,2]
Global Equity - Cap-weighted	30.00%	4.54%
Global Equity - Non-Cap-weighted	12.00%	3.84%
Private Equity	13.00%	7.28%
Treasury	5.00%	0.27%
Mortgage-backed Securities	5.00%	0.50%
Investment Grade Corporates	10.00%	1.56%
High Yield	5.00%	2.27%
Emerging Market Debt	5.00%	2.48%
Private Debt	5.00%	3.57%
Real Assets	15.00%	3.21%
Leverage	-5.00%	-0.59%
	100.00%	

[1] An expected Inflation of 2.30% used for this period.
[2] Figures are based on the 2021 Asset Liability Management study.

Discount Return

The discount rate used to measure the total pension liability was 6.90%. The projection of cash flows used to determine the discount rate assumed that contributions from plan members will be made at the current member contribution rates and that contributions from employers will be made at statutorily required rates, actuarially determined. Based on those assumptions, the Plan's fiduciary net position was projected to be available to make all projected future benefit payments of current plan members. Therefore, the long-term expected rate of return on plan investments was applied to all periods of projected benefit payments to determine the total pension liability.

(9) Retirement Plans (Continued)

Changes in the Net Pension Liability

The following table shows the changes in net pension liability for the miscellaneous plan recognized over the measurement period.

Miscellaneous Plan	Increase (Decrease)		
	Total Pension Liability (a)	Plan Fiduciary Net Position (b)	Net Pension Liability/(Asset) (c) = (a) - (b)
Balance at June 30, 2023 (Valuation Date)	$ 198,649,171	$ 157,565,982	$ 41,083,189
Changes Recognized for the Measurement Period:			
Service Cost	3,814,580	-	3,814,580
Interest on the total pension liability	13,767,000	-	13,767,000
Difference between expected and actual experience	3,232,295	-	3,232,295
Contributions from the employer	-	5,626,503	(5,626,503)
Contributions from employees	-	1,688,116	(1,688,116)
Net investment income	-	15,118,910	(15,118,910)
Administrative expenses	-	(128,212)	128,212
Benefit payments, including refunds of employee contributions	(8,534,043)	(8,534,043)	-
Net Changes during July 1, 2023 to June 30, 2024	12,279,832	13,771,274	(1,491,442)
Balance at June 30, 2024 (Measurement Date)	$ 210,929,003	$ 171,337,256	$ 39,591,747

Proportionate Share of Net Pension Liability and Pension Expense

The following table shows the City's safety plan's proportionate share of the risk pool collective net pension liability over the measure period.

Safety Plan	Increase (Decrease)		
	Total Pension Liability (a)	Plan Fiduciary Net Position (b)	Net Pension Liability/(Asset) (c) = (a) - (b)
Balance at June 30, 2023 (Measurement Date)	206,196,971	135,794,075	70,402,896
Balance at June 30, 2024 (Measurement Date)	214,080,656	144,640,381	69,440,275
Net Changes during 2023-2024	7,883,685	8,846,306	(962,621)

The City's proportionate share of the net pension liability was based on a projection of the City's long-term share of contributions to the pension plans relative to the projected contributions of all participating employers, actuarially determined.

Deferred outflows of resources, deferred inflows of resources, and pension expense are allocated based on the City's share of contributions made during the measurement period.

(9) Retirement Plans (Continued)

The City's proportionate share of the net pension liability was as follows:

	Safety Plan
6/30/2023 (Measurement Date)	0.94185%
6/30/2024 (Measurement Date)	0.95243%
Change - Increase (Decrease)	0.01058%

Sensitivity of the Net Pension Liability to Changes in the Discount Rate

The following presents the net pension liability of the Plan as of the measurement date, calculated using the discount rate of 6.90 percent, as well as what the net pension liability would be if it were calculated using a discount rate that is 1 percentage-point lower (5.90 percent) or 1 percentage-point higher (7.90 percent) than the current rate:

	Plan's Net Pension Liability/(Asset)		
	Discount Rate - 1% (5.90%)	Current Discount Rate (6.90%)	Discount Rate + 1% (7.90%)
Miscellaneous Plan	$ 69,799,291	$ 39,591,747	$ 14,950,232
Safety Plan	$ 98,683,488	$ 69,440,275	$ 45,523,439

Pension Plan Fiduciary Net Position

Detailed information about the plan's fiduciary net position is available in the separately issued CalPERS financial report.

Pension Expense and Deferred Outflows and Deferred Inflows of Resources Related to Pensions

As of measurement date of June 30, 2024, the City has deferred outflows and deferred inflows of resources related to pensions as follows.

Miscellaneous Plan

	Deferred Outflows of Resources	Deferred Inflows of Resources
Pension contribution after measurement date	$ 5,679,517	$ -
Difference between expected and actual experience	1,989,105	(930,003)
Net difference between projected and actual earning on pension plan investments	2,401,228	-
	$ 10,069,850	$ (930,003)

(9) Retirement Plans (Continued)

Safety Plan

	Deferred Outflows of Resources	Deferred Inflows of Resources
Changes of Assumptions	$ 1,710,866	$ -
Pension contribution after measurement date	7,657,403	-
Difference between expected and actual experience	5,666,944	(184,257)
Net difference between projected and actual earning on pension plan investments	3,356,427	-
Adjustment due to differences in proportions	1,382,628	(518,288)
Employer contributions in excess (under) proportionate contributions	221,307	(1,253,478)
Total	$ 19,995,575	$ (1,956,023)

The expected average remaining service lifetime ("EARSL") is calculated by dividing the total future service years by the total number of plan participants (active, inactive, and retired). The EARSL for the miscellaneous plan and the safety risk pool for the measurement date ending June 30, 2024 is 2.6 and 3.8 years, which was obtained by dividing the total service years of 2,876 and 630,177 (the sum of remaining service lifetimes of the active employees) by 1,086 and 166,163 (the total number of participants: active, inactive, and retired), respectively. Inactive employees and retirees have remaining service lifetime equal to 0. Total future service is based on the members' probability of decrementing due to an event other than receiving a cash refund.

$5,679,517 and $7,657,403 reported as deferred outflows of resources related to pensions for miscellaneous plan and safety plan, respectively, resulting from the City's contributions subsequent to the measurement date during the fiscal year ended June 30, 2025 will be recognized as a reduction of the net pension liability and collective net pension liability in the fiscal year ending June 30, 2026. Other amounts reported as deferred outflows or deferred inflows of resources related to pensions will be recognized as pension expense as follows:

Fiscal Year Ending June 30	Deferred Outflows/ (Inflows) of Resources Miscellaneous	Deferred Outflows/ (Inflows) of Resources Safety
2025	$ 192,369	$ 3,881,160
2026	4,787,842	7,774,455
2027	(658,766)	(125,048)
2028	(861,115)	(1,148,418)
2029	-	-
Thereafter	-	-
Total	$ 3,460,330	$ 10,382,149

(9) Retirement Plans (Continued)

B. Supplemental Retirement Plan

General Information about the Pension Plan

Plan Description

Effective July 1, 2002, the City established a supplemental retirement plan with the Public Agency Retirement System ("PARS"). The supplemental retirement plan administered by PARS (the "PARS plan") is an agent multiple-employer defined benefit pension plan. The PARS plan is separated into two tiers. The PARS plan was organized under the authority of the City Council and may be amended by the City Council. The City issues a stand-alone financial report that is available to the public. The report is available on the City's website.

Benefits Provided

Tier one provides for the difference between the 3% at 55 benefits and the 2.7% at 55 benefits for years of service to the City. Eligibility to receive benefits is as follows:

- Must be a full-time Top Management miscellaneous (non-safety) employee of the City of South Gate on or after July 1, 2002. Employees hired after December 31, 2012 are not eligible to participate in the Plan.
- Must have completed three years of full-time continuous employment with the City prior to retirement.
- Must concurrently retire from PERS at the time of application for benefits under this plan.
- Must either 1) be at least fifty-five years of age, if retirement is concurrent with separation from the City or 2) be at least sixty years of age.
- Must apply for the benefits, and meet the age requirements.

Tier two provides a monthly lifetime annuity payment to eligible employees in lieu of post-employment health care benefits. Eligibility to receive benefits is as follows:

- Must have retired from the City with 20 or more years of service.
- Must remain retired.
- Must not participate in the PERS health plan offered by the City.

Employees Covered by Benefit Terms

At June 30, 2023, the valuation date, plan membership consisted of the following:

Employee information	
Active employees	1
Terminated employees	-
Retired Employees and Beneficiaries	26
Total	27

(9) Retirement Plans (Continued)

Contributions

The employer contribution rates for all public employees are determined on an annual basis by the actuary and are effective on the July 1 following notice of a change in the rate. The total plan contributions are determined by an independent pension actuary using information furnished by the City and by PARS. The actuarially determined rate is the estimated amount necessary to finance the costs of benefits earned by employees during the year, with an additional amount to finance any unfunded accrued liability. For the year ended June 30, 2025, the City contributed $80,009 for the plan. No contributions are required from the employees.

Net Pension Liability

The City's total pension liability was valued as of June 30, 2023 and was used to calculate the net pension liability measured as of June 30, 2024.

Actuarial Methods and Assumptions Used to Determine Total Pension Liability

The total pension liability in the June 30, 2023 actuarial valuation was determined using the following actuarial assumptions, applied to all periods included in the measurement:

Actuarial Cost Method	Entry age normal , level percent of pay
Amortization Method	Closed period, level percent of pay
Amortization period	20 years
Inflation	2.30%
Investment return	6.60%
Mortality	CalPERS rates
Retirement	CalPERS rates

Long-Term Expected Real Rate of Return

The long-term expected rate of return is determined using the long-term rates of return developed by PFM Asset Management for financial reporting after June 30, 2023.

Index	Target Allocation
Domestic Equity	23.00%
International Developed Equity	4.00%
Emerging Markets Equity	2.00%
REITs	1.00%
Short-Term Bond	14.00%
Core Fixed Income	49.30%
High Yield	1.80%
Cash	5.00%
	100.00%

(9) Retirement Plans (Continued)

Discount Rate

The discount rate used to measure the total pension liability is 6.60%. This is the expected long-term rate of return on City assets using the expected long-term rate of return on invested assets provided by Public Agency Retirement Services (PARS). The projection of cash flows used to determine the discount rate assumed that the City contribution will be made at rates equal to the actuarially determined contribution rates. Based on those assumptions, the pension plan's fiduciary net position is projected to cover all future pension payments. Therefore, the discount rate was set equal to the long-term expected rate of return.

Change in Net Pension Liability

The following table shows the changes in net pension liability recognized over the measurement period.

	Increase (Decrease)		
	Total Pension Liability (a)	Plan Fiduciary Net Position (b)	Net Pension Liability/(Asset) (c) = (a) - (b)
Balance at June 30, 2023	$ 1,506,148	$ 1,152,928	$ 353,220
Changes Recognized for the Measurement Period:			
Service Cost	3,308	-	3,308
Interest on the total pension liability	95,999	-	95,999
Difference between expected and actual experience	(8,170)	-	(8,170)
Changes of Assumptions	-	-	-
Contributions from employer	-	78,989	(78,989)
Net investment income	-	128,988	(128,988)
Benefit payments, including refunds	(109,851)	(109,851)	-
Administrative expense	-	(5,649)	5,649
Net Changes	(18,714)	92,477	(111,191)
Balance at June 30, 2024 (Measurement Date)	$ 1,487,434	$ 1,245,405	$ 242,029

(9) Retirement Plans (Continued)

Sensitivity of the Net Pension Liability to Changes in the Discount Rate

The following presents the net pension liability of the City, calculated using the discount rate of 6.60%, as well as what the Plan's net pension liability would be if it were calculated using a discount rate that is 1 percentage point lower (5.60%) or 1 percentage point higher (7.60%) than the current rate.

	Discount Rate 1% Decrease (5.60%)	Current Discount Rate (6.60%)	Discount Rate 1% Increase (7.60%)
Plan's Net Pension Liability	$ 382,239	$ 242,029	$ 121,488

Pension Plan Fiduciary Net Position

Detailed information about the plan's fiduciary net position is available upon request.

Pension Expense and Deferred Outflows/Inflows of Resources Related to Pensions

At June 30, 2025, the City reported deferred outflows and deferred inflows of resources related to PARS plan as follows:

	Deferred Outflows of Resources	Deferred Inflows of Resources
Pension contribution after measurement date	$ 80,009	$ -
Net difference between expected and actual earnings on pension plan investment	9,153	-
Total	$ 89,162	$ -

$80,009 reported as deferred outflows of resources related to pension contribution resulting from the City's contributions subsequent to the measurement date during the year ended June 30, 2025 will be recognized as a reduction of the net pension liability in the fiscal year ending June 30, 2026. Other amounts reported as deferred outflows of resources related to pensions will be recognized as pension expense as follows:

Fiscal Year Ending June 30	Deferred Outflows/(Inflows) of Resources
2026	$ (2,818)
2027	35,717
2028	(12,927)
2029	(10,819)
2030	-
Thereafter	-
Total	$ 9,153

(10) Other Postemployment Benefits

A. Plan Description

The City administers a single-employer defined-benefit post-employment healthcare plan (the Plan). Dependents are eligible to enroll, and benefits continue to surviving spouses. Retirees are eligible for medical benefits if they retire with 20+ years of City service and remain in or enroll in a CalPERS plan upon retirement, and remain so retired. For 2025, the City reimburses retirees who have attained age 50 and at least 20 years of service for 100% of premiums up to a maximum of $150/month for NonSafety Employees, $200/month for Top Management Employees, and $250/month for Safety Employees who retired before July 1, 2005. Safety employees retired after July 1, 2005, who have attained age 50 and at least 20 years of service are eligible to receive up to the two-party Kaiser rate in effect on July 1, 2005 and increased each year by 5% maximum. The maximum does not change based on Medicare eligibility or spouse coverage. The terms of benefits provided are authorized and may be amended in the future by City Council.

At June 30, 2023, (the census date), the benefit term covered the following employees:

Active employees	344
Retired employees and beneficiaries	120
	464

B. Funding Policy

Retirees participating in PEMHCA are responsible for the payment of their medical insurance premiums except that the City contributes the minimum amount provided under Government Code Section 22825 of the Public Employees Medical and Hospital Care Act. The amount contributed by the City during the year ended June 30, 2025 was $1,298,403 on a pay-as-you-go basis. The City has not established a trust for the purpose of holding assets accumulated for plan benefits.

(10) Other Postemployment Benefits (Continued)

C. Actuarial Assumptions

The City's total OPEB liability was valued as of June 30, 2023, and was used to calculate the net OPEB liability measured as of June 30, 2024. The total OPEB liability in the June 30, 2023 actuarial valuation was determined using the following actuarial assumptions, applied to all periods included in the measurement, unless otherwise specified:

Actuarial Cost Method	Entry Age Normal, Level Percentage of Salary
Actuarial Assumptions:	
Discount Rate	4.09%
Inflation	2.30%
Salary Increases	2.80%. Additional merit-based increases based on CalPERS merit salary increase tables.
Healthcare cost trend rates	
Pre-Medicare	6.80% in the first year, trending down to 4.14%
Medicare	4.17% in the first year, trending down to 4.14% over 52 years.
Mortality Rate Table	Based on CalPERS tables.

D. Discount Rate

The discount rate used to measure the total OPEB liability was 4.09%. The City's OPEB Plan is an unfunded plan, therefore the discount rate was set to the rate of tax-exempt, high-quality 20-year municipal bonds, as of the valuation date.

E. Change in the Total OPEB Liability

	Increase (Decrease) Total OPEB Liability (a)
Balance at June 30, 2023	$ 30,356,893
Changes Recognized for the Measurement Period:	
Service Cost	1,163,320
Interest on the total OPEB liability	1,193,542
Changes of benefit terms	-
Difference between expected and actual experience	118,145
Changes of assumptions	(949,996)
Contributions from the employer	(923,733)
Contributions from employees	-
Benefit payments, including refunds of employee contributions and implicit subsidy	(275,144)
Net Changes during July 1, 2023 to June 30, 2024	326,134
Balance at June 30, 2024 (Measurement Date)	$ 30,683,027

(10) Other Postemployment Benefits (Continued)

Sensitivity of the Total OPEB Liability to Changes in the Discount Rate

The following presents the total OPEB liability of the City, as well as what the City's total OPEB liability would be if it were calculated using a discount rate 1-percentage point lower (3.09%) or 1-percentage point higher (5.09%) than the current discount rate:

	Plan's OPEB Liability/(Asset)		
	Discount Rate - 1% (3.09%)	Current Discount Rate (4.09%)	Discount Rate + 1% (5.09%)
June 30, 2024 Measurement Date	$ 35,154,509	$ 30,683,027	$ 27,014,149

Sensitivity of the Total OPEB Liability to Changes in the Health Care Cost Trend Rates

The following presents the total OPEB liability of the City, as well as what the City's total OPEB liability would be if it were calculated using healthcare cost trend rates that are 1-percentage-point lower (5.80%) or 1-percentage-point higher (7.80%) than the current healthcare cost trend rates:

	Plan's OPEB Liability/(Asset)		
	Healthcare Cost Trend Rate - 1% (5.80%)	Healthcare Cost Trend Rate (6.80%)	Healthcare Cost Trend Rate + 1% (7.80%)
June 30, 2024 Measurement Date	$ 27,912,111	$ 30,683,027	$ 33,651,930

F. OPEB Liabilities, OPEB Expense and Deferred Outflows/Inflows of Resources to OPEB

For the year ended June 30, 2025, the City recognized OPEB expense of $1,380,399 for the City Plan. At June 30, 2025, the City reported deferred outflows of resources and deferred inflows of resources related to OPEB from the following sources:

	Deferred Outflows of Resources	Deferred Inflows of Resources
OPEB contribution made after the measurement period	$ 1,298,403	$ -
Difference between expected and actual experience	6,172,140	(3,486,464)
Changes of assumptions	2,689,265	(7,455,711)
Total	$ 10,159,808	$ (10,942,175)

$1,298,403 reported as deferred outflows of resources related to OPEB resulting from the City's contributions subsequent to the measurement date will be recognized as a reduction of the total OPEB liability in the fiscal year ending June 30, 2026. Other amounts reported as deferred inflows of resources related to OPEB will be recognized in the future OPEB expense as follows:

(10) Other Postemployment Benefits (Continued)

Fiscal Year Ending June 30	Deferred Outflows/(Inflows) of Resources
2026	$ (897,758)
2027	(890,353)
2028	(275,437)
2029	(233,695)
2030	(336,717)
Thereafter	553,190
Total	$ (2,080,770)

(11) Self-Insurance

The City is self-insured for general, automobile, public liability and worker's compensation claims. The City has purchased an excess insurance policy for worker compensation claims from Safety National Casualty Corporation. Under this policy, Safety National covers all workers' compensation claim expenses over $1,000,000 per claim for safety and over $750,000 for non-safety. An Internal Service Fund is used to account for the collection of premiums from various City departments related to the amount of workers' compensation policy premium paid and general claims liabilities. Premiums assessed for general claim liabilities are established based on historical claims experience. The City is a member of the Independent Cities Risk Management Authority ("ICRMA"), a joint powers authority formed to provide liability insurance coverage for independent cities. Under the terms of the agreement with the Authority, the City is insured for losses above $250,000 per claim.

A claims liability of $17,633,123 is reported in the Self-Insurance Internal Service Fund at June 30, 2025. Claims are reported if information prior to the issuance of the financial statements indicates that it is probable that a liability has been incurred at the date of the financial statements and the amount of the loss can be reasonably estimated.

Claims activities for the two years ended June 30, 2025 are presented as follows:

Years Ended	Beginning Balance	Addition	Deletion	Ending Balance
Workers' Compensation:				
June 30, 2024	$ 7,236,950	$ 2,104,066	$ (3,244,887)	$ 6,096,129
June 30, 2025	6,096,129	2,177,891	(2,002,480)	6,271,540
General Liability:				
June 30, 2024	$ 6,772,949	$ 2,586,902	$ (1,776,544)	$ 7,583,307
June 30, 2025	7,583,307	4,010,526	(232,249)	11,361,584

(12) Contingencies

The City is presently involved in other matters of litigation that have arisen in the normal course of the City's business. City management believes, based upon consultation with the City Attorney, that these cases, in aggregate, are not expected to have a material adverse financial impact on the City. Additionally, City management believes that sufficient reserves are available to the City to cover any potential losses, should an unfavorable outcome materialize.

(13) Commitments

The following encumbrances existed at June 30, 2025:

Fund	Total Encumbrances
General	$ 1,970,000
Capital Improvement Projects	10,485,385
Nonmajor Governmental	3,033,171

The following material construction commitments existed at June 30, 2025:

Project Name	Contract Amount	Expenditures to date as of June 30, 2025	Remaining Commitments
Tweedy Mile Complete Streets	$ 704,506	665,132	39,374
I-710 Freeway Blvd Southbound	1,070,257	1,033,783	36,474
Urban Orchard Well No. 30	399,000	61,647	337,353

(14) Deficit Fund Balances and Net Position

A. Government Wide Financial Statements

The City's Statement of Net Position shows an unrestricted deficit net position of $48,455,375, resulting mainly from the implementation of GASB Statement No.'s 68 (Pensions) and 75 (OPEB) that required the City to report $109,274,051 in aggregate net pension liability and $30,683,027 in total OPEB liability in the City's financial statements.

B. Fund Financial Statements

The following funds contained a deficit at June 30, 2025:

Funds	Deficit
Governmental Funds:	
Grants Special Revenue	$ 12,909,788
Nonmajor Governmental Funds:	
Housing Authority	9,572
Housing Authority Development	206,435
LEAP Grant	285,368
Permanent Local Housing Grant	764
Street Lighting & Landscape	137,467
TDA Bikeway	87,756
Used Oil Recycling Program	13,840
Internal Service Funds:	
Insurance	9,144,880

These deficits will be funded with future revenue or transfers from other funds.

(15) Excess Expenditures over Appropriations

Expenditures for the year ended June 30, 2025, exceeded appropriations at the department or expenditure category level within the following funds:

Fund	Appropriations	Expenditures	Excess
General Fund:			
City attorney	$ 1,688,037	$ 1,787,806	$ (99,769)
Principal	1,630,000	1,729,582	(99,582)
Interest	381,073	384,882	(3,809)
Nonmajor Governmental Funds:			
Special Revenue Funds:			
Housing Authority			
Community development	5,799,950	6,743,657	(943,707)
Air Quality Improvement			
Community development	7,913	8,092	(179)
Public Access Corporation			
General government	18,845	29,852	(11,007)
Street Lighting & Landscaping			
Public works	3,227,271	3,278,941	(51,670)
Principal	-	76,364	(76,364)
Measure W			
Public works	-	519,746	(519,746)
Used Oil Recycling Program			
Public works	-	27,006	(27,006)
Beverage Container Recycling Program			
Public works	-	29,809	(29,809)
Emergency Housing Voucher			
Community development	200,000	397,032	(197,032)
Integrated Waste Management Grant			
Community development	-	59,092	(59,092)
LEAP Grant			
Community development	-	6,986	(6,986)
American Rescue Plan Act			
General government	7,684,554	9,282,548	(1,597,994)
Police	-	494,702	(494,702)

(16) Successor Agency Trust for Assets of Former Community Development Commission

On December 29, 2011, the California Supreme Court upheld Assembly Bill 1X 26 ("the Bill") that provided for the dissolution of all redevelopment agencies in the State of California. This action impacted the reporting entity of the City of South Gate that previously had reported a redevelopment agency within the reporting entity of the City as a blended component unit. The Bill provided that upon dissolution of a redevelopment agency, either the City or another unit of local government will agree to serve as the "successor agency" to hold the assets until they are distributed to other units of state and local government. On January 11, 2012, the City Council elected to become the Successor Agency for the former redevelopment agency in accordance with the Bill as part of City resolution number 7473.

(16) Successor Agency Trust for Assets of Former Community Development Commission (Continued)

After enactment of the law, which occurred on June 28, 2011, redevelopment agencies in the State of California cannot enter into new projects, obligations or commitments. Subject to the control of a newly established oversight board, remaining assets can only be used to pay enforceable obligations in existence at the date of dissolution (including the completion of any unfinished projects that were subject to legally enforceable contractual commitments).

In future fiscal years, successor agencies will only be allocated revenue in the amount that is necessary to pay the estimated annual installment payments on enforceable obligations of the former redevelopment agency until all enforceable obligations of the prior redevelopment agency have been paid in full and all assets have been liquidated.

In accordance with the timeline set forth in the Bill (as modified by the California Supreme Court on December 29, 2011) all redevelopment agencies in the State of California were dissolved and ceased to operate as a legal entity as of February 1, 2012.

The Successor Agency to the Former Improvement Agency is reported as a fiduciary fund (private purpose trust fund).

A. Capital Assets

The summary of changes in the successor agency's capital assets for the year ended June 30, 2025 is as follows:

	Balance July 1, 2024	Additions	Deletions	Balance June 30, 2025
Capital assets, not being depreciated:				
Land	$ 1,686,000	$ -	$ -	$ 1,686,000
Total capital assets, not being depreciated	1,686,000	-	-	1,686,000
Capital assets, being depreciated:				
Structures and improvements	381,785	-	-	381,785
Subtotal	381,785	-	-	381,785
Less accumulated depreciation:				
Structures and improvements	(335,648)	(19,089)	-	(354,737)
Subtotal	(335,648)	(19,089)	-	(354,737)
Total capital assets, being depreciated	46,137	(19,089)	-	27,048
Total capital assets, net	$ 1,732,137	$ (19,089)	$ -	$ 1,713,048

(16) Successor Agency Trust for Assets of Former Community Development Commission (Continued)

B. Commitments and Contingencies

On May 13, 1998, the Community Development Commission of the City of South Gate entered into a Disposition and Development Agreement with South Gate Villas, LLC. In accordance with this agreement, a promissory note, dated October 27, 1998, was written whereby South Gate Villas, LLC, would pay the Commission $7,030,000. However, subject to certain provisions included in the disposition and development agreement, $187,421 would be forgiven annually for each of the next twenty-nine years. Since the provisions indicated in the disposition and development agreement have been significantly met and the possibility of repayment is remote, no receivable has been reflected. The accounting treatment is in accordance with generally accepted accounting principles.

In addition, the Community Development Commission of the City of South Gate has land held for resale in the amount $205,000 which was acquired and recorded at acquisition cost. Due to the downturn of the economic condition of the State and potential sale of the land in the future, the City may record a potential loss due to the fair market of the asset at the time of the sale.

(17) Restatements

The City no longer reports the American Rescue Plan Act as a major fund as it no longer meets the requirements of a major fund. Additionally, the City implemented *GASB 101: Compensated Absences* during the year. This adjustment recognized vacation, sick, and administrative leave (and applicable payroll taxes) that has not been used but is more likely than not to be used or settled in the future.

	Government Wide		Funds	
	Governmental Activities	Business-Type Activities	American Rescue Plan Act	Nonmajor Governmental
Net position at July 1, 2024, as previously reported	$241,881,966	$ 66,048,752	$ 913,192	$ 41,739,207
Change from major to nonmajor fund	-	-	(913,192)	913,192
Change in accounting principle (GASB 101)	(61,638)	(16,169)	-	-
Net position at July 1, 2024, as restated	$241,820,328	$ 66,032,583	$ -	$ 42,652,399

REQUIRED SUPPLEMENTARY INFORMATION

This page intentionally left blank.

City of South Gate
Required Supplementary Information
Budgetary Comparison Schedule - General Fund
For the Year Ended June 30, 2025

	Budgeted Amounts		Actual	Variance with
	Original	Final	Amounts	Final Budget
REVENUES:				
Taxes	$ 52,620,936	$ 52,033,171	$ 51,413,830	$ (619,341)
Licenses and permits	1,716,800	1,592,534	1,622,067	29,533
Intergovernmental	154,600	1,364,555	704,948	(659,607)
Charges for services	3,305,300	3,179,216	3,505,358	326,142
Use of money and property (loss)	506,700	796,852	1,521,048	724,196
Fines and forfeitures	1,427,697	1,559,268	1,568,859	9,591
Rental	2,030,228	1,599,516	237,849	(1,361,667)
Miscellaneous	4,892,740	6,649,614	6,017,090	(632,524)
Total revenues	66,655,001	68,774,726	66,591,049	(2,183,677)
EXPENDITURES:				
Current:				
General government				
City Council	351,462	351,462	323,562	27,900
City Clerk	997,604	997,604	785,316	212,288
City Treasurer	75,592	75,592	69,656	5,936
City Attorney	1,688,037	1,688,037	1,786,879	(98,842)
City Manager	964,363	1,078,713	947,613	131,100
Administrative Services	5,252,030	5,091,024	4,667,879	423,145
Total general government	9,329,088	9,282,432	8,580,905	701,527
Police	32,787,553	30,267,896	30,121,331	146,565
Community development	5,147,391	5,402,585	4,634,837	767,748
Parks & recreation	12,916,199	14,291,608	12,774,084	1,517,524
Public works	6,417,340	6,743,959	6,247,695	496,264
Principal	1,630,000	1,630,000	1,729,582	(99,582)
Interest and fiscal charges	381,073	381,073	384,882	(3,809)
Total expenditures	68,608,644	67,999,553	64,473,316	3,526,237
REVENUES OVER (UNDER) EXPENDITURES	(1,953,643)	775,173	2,117,733	1,342,560
OTHER FINANCING (USES):				
Transfers in	-	188,700	2,636,253	2,447,553
Transfers out	(202,384)	(2,911,086)	(5,386,334)	(2,475,248)
Total other financing (uses)	(202,384)	(2,722,386)	(2,693,224)	29,162
CHANGE IN FUND BALANCE	$ (2,156,027)	$ (1,947,213)	(575,491)	$ 1,371,722
Fund Balance:				
Beginning of year			37,630,366	
End of year			$ 37,054,875	

See accompanying Notes to the Required Supplementary Information.

City of South Gate
Required Supplementary Information
Budgetary Comparison Schedule - Grants Special Revenue Fund
For the Year Ended June 30, 2025

	Budgeted Amounts		Actual	Variance with
	Original	Final	Amounts	Final Budget
REVENUES:				
Intergovernmental	$ 12,487,981	$ 24,415,816	$ 17,385,995	$ (7,029,821)
Total revenues	12,487,981	24,415,816	17,385,995	(7,029,821)
EXPENDITURES:				
Current:				
Community development	-	5,000,705	891	4,999,814
Total expenditures	-	5,000,705	891	4,999,814
REVENUES OVER (UNDER) EXPENDITURES	12,487,981	19,415,111	17,385,104	(2,030,007)
OTHER FINANCING USES:				
Transfers in	-	-	1,132,029	1,132,029
Transfers out	-	(42,980,831)	(21,087,493)	21,893,338
Total other financing uses	-	(42,980,831)	(19,955,464)	23,025,367
CHANGE IN FUND BALANCE	$ 12,487,981	$ (23,565,720)	(2,570,360)	$ 20,995,360
FUND BALANCE (DEFICIT):				
Beginning of year			(10,339,428)	
End of year			$ (12,909,788)	

See accompanying Notes to the Required Supplementary Information.

City of South Gate
Required Supplementary Information
Notes to the Budgetary Comparison Schedules
For the Year Ended June 30, 2025

Budgets and Budgetary Accounting

The City adheres to general procedures in establishing its annual budget, which is reflected in the accompanying budgetary statements and schedules. The annual budget adopted by the City Council provides for the general operations of the City. It includes proposed expenditures and the means of financing them. Budgeted appropriations lapse at the end of the year. The City Council approves total budgeted appropriations and amendments to appropriations throughout the year. The City Council must approve budget transfers between departments, funds and activities, as well as for the use of salary and benefit appropriations for something other than salary and benefits. The departments of the General Fund are considered to be departments for purposes of this requirement. Actual expenditures may not legally exceed budgeted appropriations at the department level. The level of budgetary control (that is, the level at which expenditures cannot legally exceed the appropriated amount at the department level, which is the legal level of control) is established at the department level within each fund.

Annual budgets are adopted for all Governmental Funds on a basis substantially consistent with Generally Accepted Accounting Principles (GAAP). Formal budgetary information is employed as a management control device. Commitments for materials and services, such as purchase orders and contracts are recorded during the year as encumbrances to assist in controlling expenditures. All appropriations lapse at year-end. Encumbrances for open purchase orders and/or ongoing projects or contracts are carried over and are added to the following year's budgeted appropriations.

Expenditures for the year ended June 30, 2025, exceeded appropriations at the department or expenditure category level within the following funds:

Fund	Appropriations	Expenditures	Excess
General Fund:			
City attorney	$ 1,688,037	$ 1,786,879	$ (98,842)
Principal	1,630,000	1,729,582	(99,582)
Interest	381,073	384,882	(3,809)

City of South Gate
Required Supplementary Information
Schedule of Changes in Net Pension Liability and Related Ratios
For the Year Ended June 30, 2025

Last Ten Fiscal Years

California Public Employees' Retirement System ("CalPERS") Miscellaneous Plan

Measurement Period	2023-24	2022-23	2021-22	2020-21	2019-20
Service cost	$ 3,814,580	$ 3,186,185	$ 3,205,823	$ 3,140,084	$ 3,054,995
Interest on total pension liability	13,767,000	12,976,797	12,686,538	12,388,906	11,842,099
Changes in assumptions	-	246,872	6,119,427	-	-
Differences between expected and actual experience	3,232,295	(4,030,015)	(3,681,427)	(601,444)	1,611,093
Changes in benefit terms	-	-	-	-	-
Benefit payments, including refunds of employee contributions	(8,534,043)	(7,980,476)	(7,805,031)	(7,011,754)	(6,369,348)
Net change in total pension liability	12,279,832	4,399,363	10,525,330	7,915,792	10,138,839
Total pension liability - beginning	198,649,171	194,249,808	183,724,478	175,808,686	165,669,847
Total pension liability - ending (a)	$ 210,929,003	$ 198,649,171	$ 194,249,808	$ 183,724,478	$ 175,808,686
Plan fiduciary net position					
Contributions - employer	$ 5,626,503	$ 5,816,539	$ 5,234,731	$ 4,879,335	$ 4,439,314
Contributions - employee	1,688,116	1,320,586	1,213,666	1,142,823	1,242,255
Net investment income[2]	15,118,910	9,241,247	(12,317,517)	30,325,923	6,383,436
Benefit payments	(8,534,043)	(7,980,476)	(7,805,031)	(7,011,754)	(6,369,348)
Plan to plan resources movement	-	-	-	-	-
Administrative expense	(128,212)	(109,772)	(101,573)	(133,709)	(180,923)
Other Miscellaneous Income/(Expense)	-	-	-	-	-
Net change in plan fiduciary net position	13,771,274	8,288,124	(13,775,724)	29,202,618	-5,514,734
Plan fiduciary net position - beginning	157,565,982	149,277,858	163,053,582	133,850,964	128,336,230
Plan fiduciary net position - ending (b)	$ 171,337,256	$ 157,565,982	$ 149,277,858	$ 163,053,582	$ 133,850,964
Net pension liability - ending (a)-(b)	$ 39,591,747	$ 41,083,189	$ 44,971,950	$ 20,670,896	$ 41,957,722
Plan fiduciary net position as a percentage of the total pension liability	81.23%	79.32%	76.85%	88.75%	76.13%
Covered payroll	$23,564,125	$15,962,851	$ 17,709,348	$ 16,037,124	$ 15,607,907
Net pension liability as a percentage of covered payroll	168.02%	257.37%	253.94%	128.89%	255.04%

Notes:

Benefit changes: the figures above do not include any liability impact that may have resulted from plan changes which occurred after June 30, 2017 valuation date. This applies for voluntary benefit changes as well as any offers of Two Years of Additional Service Credit (a.k.a. Golden Handshakes).

Changes in assumptions: No changes in 2024. No assumption changes in 2023. In 2022, the accounting discount rate was reduced from 7.15% to 6.90%. In addition, demographic assumptions and the inflation rate assumption were changed in accordance with the 2021 CalPERS Experience Study and Actuarial Assumptions. None in 2021, 2020 and 2019. In 2018, demographic assumptions and inflation rate were changed in accordance to the CalPERS Experience Study and Review of Actuarial Assumptions December 2017. There were no changes in the discount rate. In 2017, the accounting discount rate reduced from 7.65 percent to 7.15 percent. In 2016, there were no changes. In 2015, amounts reported reflect an adjustment of the discount rate from 7.5 percent, net of administrative expense, to 7.65 percent, without a reduction for pension plan administrative expense.

City of South Gate
Required Supplementary Information
Schedule of Changes in Net Pension Liability and Related Ratios (Continued)
For the Year Ended June 30, 2025

Last Ten Fiscal Years

California Public Employees' Retirement System ("CalPERS") Miscellaneous Plan

Measurement Period	2018-19	2017-18	2016-17	2015-16	2014-15
Service cost	$ 2,870,032	$ 2,850,621	$2,604,468	$2,261,496	$2,160,710
Interest on total pension liability	11,164,341	10,723,300	10,183,905	9,807,665	9,431,040
Changes in assumptions	-	(532,576)	9,063,137	-	(2,453,625)
Differences between expected and actual experience	(1,377,295)	961,061	(1,443,448)	(1,238,446)	(399,523)
Changes in benefit terms	-	-	-	-	-
Benefit payments, including refunds of employee contributions	(6,148,296)	(5,927,517)	(5,664,414)	(5,601,315)	(5,359,664)
Net change in total pension liability	6,508,782	8,074,889	14,743,648	5,229,400	3,378,938
Total pension liability - beginning	159,161,065	151,086,176	136,342,528	131,113,128	127,734,190
Total pension liability - ending (a)	$ 165,669,847	$ 159,161,065	$ 151,086,176	$ 136,342,528	$ 131,113,128
Plan fiduciary net position					
Contributions - employer	$ 3,679,801	$ 3,025,649	$ 2,807,597	$ 2,371,025	$ 1,749,186
Contributions - employee	1,242,553	1,239,580	1,119,350	1,117,889	1,028,703
Net investment income[2]	7,937,313	9,588,212	11,577,937	511,739	2,339,332
Benefit payments	(6,148,296)	(5,927,517)	(5,664,414)	(5,601,315)	(5,359,664)
Plan to plan resources movement	-	(282)	936	(254)	(119,756)
Administrative expense	(86,856)	(178,114)	(154,457)	(64,773)	4,871
Other Miscellaneous Income/(Expense)	282	(338,242)	-	-	-
Net change in plan fiduciary net position	6,624,797	7,409,286	9,686,949	(1,665,689)	(357,328)
Plan fiduciary net position - beginning	121,711,433	114,302,147	104,615,198	106,280,887	106,638,215
Plan fiduciary net position - ending (b)	$ 128,336,230	$ 121,711,433	$ 114,302,147	$ 104,615,198	$ 106,280,887
Net pension liability - ending (a)-(b)	$ 37,333,617	$ 37,449,632	$ 36,784,029	$ 31,727,330	$ 24,832,241
Plan fiduciary net position as a percentage of the total pension liability	77.47%	76.47%	75.65%	76.73%	81.06%
Covered payroll	$ 15,190,177	$ 14,926,282	$ 13,777,340	$ 13,452,475	$ 12,677,247
Net pension liability as a percentage of covered payroll	245.77%	250.90%	266.99%	235.85%	195.88%

City of South Gate
Required Supplementary Information
Schedule of Changes in the Net Pension Liability and Related Ratios (Continued)
For the Year Ended June 30, 2025

Last Ten Fiscal Years

PARS - Supplemental Retirement Plan

Measurement Period	2023-24	2022-23	2021-22	2020-21	2019-20
Service cost	$ 3,308	$ 2,831	$ 3,014	$ 7,560	$ 7,114
Interest on total pension liability	95,999	89,917	90,861	96,992	98,688
Differences between expected and actual experience	(8,170)	121,701	(523)	(90,671)	(2,071)
Changes in assumptions	-	13,430	(48,124)	-	42,502
Benefit payments, including refunds of employee contributions	(109,851)	(170,828)	(107,816)	(107,996)	(103,183)
Net change in total pension liability	(18,714)	57,051	(62,588)	(94,115)	43,050
Total pension liability - beginning	1,506,148	1,449,097	1,511,685	1,605,800	1,562,750
Total pension liability - ending (a)	$ 1,487,434	$ 1,506,148	$ 1,449,097	$ 1,511,685	$ 1,605,800
Plan fiduciary net position					
Contributions - employer	$ 78,989	$ 90,510	$ 93,404	$ 49,000	$ 96,005
Net investment income	128,988	83,716	(160,749)	261,564	35,713
Benefit payments	(109,851)	(170,828)	(107,816)	(107,996)	(103,183)
Administrative expense	(5,649)	(5,596)	(6,101)	(5,830)	(5,484)
Net change in plan fiduciary net position	92,477	(2,198)	(181,262)	196,738	23,051
Plan fiduciary net position - beginning	1,152,928	1,155,126	1,336,388	1,139,650	1,116,599
Plan fiduciary net position - ending (b)	$ 1,245,405	$ 1,152,928	$ 1,155,126	$ 1,336,388	$ 1,139,650
Net pension liability - ending (a)-(b)	$ 242,029	$ 353,220	$ 293,971	$ 175,297	$ 466,150
Plan fiduciary net position as a percentage of the total pension liability	83.73%	76.55%	79.71%	88.40%	70.97%
Covered payroll	$ 139,938	$ 158,424	$ 147,697	$ 142,716	$ 321,270
Net pension liability as a percentage of covered payroll	172.95%	222.96%	199.04%	122.83%	145.10%

Notes:
Changes in assumptions: None in 2024. In 2023, the discount rate changed from 6.58% to 6.60%. In 2022, the payroll growth rate changed from 2.75% to 2.80%. None in 2021. In 2020, discount rate changed from 6.50% to 6.22%. In 2019, discount rate changed from 6.52% to 6.50%. In 2018, discount rate changed from 6.75% to 6.52%; payroll growth rate changed from 2.875% to 2.750%.

City of South Gate
Required Supplementary Information
Schedule of Changes in the Net Pension Liability and Related Ratios (Continued)
For the Year Ended June 30, 2025

Last Ten Fiscal Years

PARS - Supplemental Retirement Plan

Measurement Period	2018-19	2017-18	2016-17	2015-16	2014-15
Service cost	$ 6,565	$ 6,173	$ -	$ 9,276	$ 9,006
Interest on total pension liability	94,584	97,115	-	95,683	94,489
Differences between expected and actual experience	62,961	-	-	-	(29,211)
Changes in assumptions	3,036	32,997	13,920	-	63,351
Benefit payments, including refunds of employee contributions	(97,041)	(86,425)	-	(85,995)	(86,885)
Net change in total pension liability	70,105	49,860	13,920	18,964	50,750
Total pension liability - beginning	1,492,645	1,442,785	1,428,865	1,409,901	1,359,151
Total pension liability - ending (a)	$ 1,562,750	$ 1,492,645	$ 1,442,785	$ 1,428,865	$ 1,409,901
Plan fiduciary net position					
Contributions - employer	$ 101,362	$ 89,422	$ -	$ 89,262	$ 92,402
Net investment income	64,637	62,482	-	91,701	10,118
Benefit payments	(97,041)	(86,425)	-	(85,995)	(86,885)
Administrative expense	(5,307)	(8,712)	-	(4,851)	(4,517)
Net change in plan fiduciary net position	63,651	56,767	-	90,117	11,118
Plan fiduciary net position - beginning	1,052,948	996,181	996,181	906,064	894,946
Plan fiduciary net position - ending (b)	$ 1,116,599	$ 1,052,948	$ 996,181	$ 996,181	$ 906,064
Net pension liability - ending (a)-(b)	$ 446,151	$ 439,697	$ 446,604	$ 432,684	$ 503,837
Plan fiduciary net position as a percentage of the total pension liability	71.45%	70.54%	69.05%	69.72%	64.26%
Covered payroll	$ 312,672	$ 289,767	$ 282,012	$ 277,966	$ 260,000
Net pension liability as a percentage of covered payroll	142.69%	151.74%	158.36%	155.66%	193.78%

City of South Gate
Required Supplementary Information
Schedule of Proportionate Share of the Net Pension Liability and Related Ratios
For the Year Ended June 30, 2025

Last Ten Fiscal Years

California Public Employees' Retirement System ("CalPERS") Safety Plan

Measurement Period	2023-24	2022-23	2021-22	2020-21	2019-20
Proportion of the Net Pension Liability	0.60387%	0.60966%	0.66015%	0.69752%	0.53651%
Proportionate Share of the Net Pension Liability	$ 69,440,275	$ 70,402,896	$ 66,510,995	$ 40,036,851	$ 58,374,278
Covered Payroll	$ 14,815,470	$ 13,177,044	$ 12,341,610	$ 8,592,734	$ 8,357,626
Proportionate Share of the Net Pension Liability as Percentage of Covered Payroll	468.70%	534.28%	538.92%	465.94%	698.46%
Plan Fiduciary Net Position as a Percentage of the Total Pension Liability	67.56%	65.86%	66.77%	78.92%	68.41%

City of South Gate
Required Supplementary Information
Schedule of Proportionate Share of the Net Pension Liability and Related Ratios (Continued)
For the Year Ended June 30, 2025

Last Ten Fiscal Years

California Public Employees' Retirement System ("CalPERS") Safety Plan

Measurement Period	2018-19	2017-18	2016-17	2015-16	2014-15
Proportion of the Net Pension Liability	0.52584%	0.52052%	0.49939%	0.50255%	0.49730%
Proportionate Share of the Net Pension Liability	$ 53,883,494	$ 50,159,050	$ 49,525,601	$ 43,486,293	$ 34,133,907
Covered Payroll	$ 8,138,937	$ 8,109,044	$ 7,968,440	$ 7,367,602	$ 7,077,495
Proportionate Share of the Net Pension Liability as Percentage of Covered Payroll	662.05%	618.56%	621.52%	590.24%	482.29%
Plan Fiduciary Net Position as a Percentage of the Total Pension Liability	70.22%	71.18%	70.47%	71.79%	77.47%

City of South Gate
Required Supplementary Information
Schedule of Contributions - Pensions
For the Year Ended June 30, 2025

Last Ten Fiscal Years

California Public Employees' Retirement System ("CalPERS") Miscellaneous

Fiscal year	2024-25	2023-24	2022-23	2021-22	2020-21
Actuarially determined contribution	$ 5,679,517	$ 5,626,076	$ 5,816,585	$ 5,234,731	$ 4,879,335
Contributions in relation to the actuarially determined contributions	(5,679,517)	(5,626,076)	(5,816,585)	(5,234,731)	(4,879,335)
Contribution deficiency (excess)	$ -	$ -	$ -	$ -	$ -
Covered payroll [1]	$22,244,505	$23,564,125	$15,962,851	$17,709,348	$16,037,124
Contributions as a percentage of covered payroll [1]	25.53%	23.88%	36.44%	29.56%	25.06%

[1] Covered Payroll represented above is based on pensionable earnings provided by the employer.

Notes to Schedule

Valuation date:

The actuarial methods and assumptions used to set the actuarially determined contributions for Fiscal Year 2024-25 were from the June 30, 2022 public agency valuations.

Methods and assumptions used to determine contribution rates:

Actuarial cost method	Entry Age Actuarial Cost Method
Amortization method/period	Level percentage of payroll
Asset valuation method	Fair value of assets
Inflation	2.30%
Salary increases	Varies by entry age and service
Payroll growth	2.80%
Investment rate of return	6.80% net of pension plan investment and administrative expenses; includes inflation.
Retirement age	The probabilities of retirement are based on the 2021 CalPERS Experience Study and Review of Actuarial Assumptions.
Mortality	The probabilities of mortality are based on the 2021 CalPERS Experience Study and Review of Actuarial Assumptions. Mortality rates incorporate full generational mortality improvement using 80% of Scale MP-2020 published by the Society of Actuaries.

City of South Gate
Required Supplementary Information
Schedule of Contributions - Pensions (Continued)
For the Year Ended June 30, 2025

Last Ten Fiscal Years

California Public Employees' Retirement System ("CalPERS") Miscellaneous

Fiscal year	2019-20	2018-19	2017-18	2016-17	2015-16
Actuarially determined contribution	$ 4,439,314	$ 3,679,801	$ 3,025,649	$ 2,807,597	$ 2,371,025
Contributions in relation to the actuarially determined contributions	(4,439,314)	(3,679,801)	(3,025,649)	(2,807,597)	(2,371,025)
Contribution deficiency (excess)	$ -	$ -	$ -	$ -	$ -
Covered payroll [1]	$15,607,907	$ 15,190,177	$ 14,926,282	$ 13,777,340	$ 13,452,475
Contributions as a percentage of covered payroll [1]	28.44%	24.22%	20.27%	20.38%	17.63%

City of South Gate
Required Supplementary Information
Schedule of Contributions - Pensions (Continued)
For the Year Ended June 30, 2025

Last Ten Fiscal Years

California Public Employees' Retirement System ("CalPERS") Safety

Fiscal year	2024-25	2023-24	2022-23	2021-22	2020-21
Actuarially determined contribution	$ 7,657,403	$ 6,352,315	$ 6,758,712	$ 6,175,454	$ 4,902,949
Contributions in relation to the actuarially determined contributions	(7,657,403)	(6,352,315)	(6,758,712)	(6,175,454)	(4,902,949)
Contribution deficiency (excess)	$ -	$ -	$ -	$ -	$ -
Covered payroll [2]	$ 14,331,594	$ 14,815,470	$ 13,177,044	$ 12,341,610	$ 8,592,734
Contributions as a percentage of covered payroll [2]	53.43%	42.88%	51.29%	50.04%	57.06%

[1] Covered Payroll represented above is based on pensionable earnings provided by the employer.

Notes to Schedule

Valuation date:

The actuarial methods and assumptions used to set the actuarially determined contributions for Fiscal Year 2024-25 were from the June 30, 2022 public agency valuations.

Methods and assumptions used to determine contribution rates:

Actuarial cost method	Entry Age Actuarial Cost Method
Amortization method/period	Level percentage of payroll
Asset valuation method	Fair value of assets
Inflation	2.30%
Salary increases	Varies by entry age and service
Payroll growth	2.80%
Investment rate of return	6.80% net of pension plan investment and administrative expenses; includes inflation.
Retirement age	The probabilities of retirement are based on the 2021 CalPERS Experience Study and Review of Actuarial Assumptions.
Mortality	The probabilities of mortality are based on the 2021 CalPERS Experience Study and Review of Actuarial Assumptions. Mortality rates incorporate full generational mortality improvement using 80% of Scale MP-2020 published by the Society of Actuaries.

City of South Gate
Required Supplementary Information
Schedule of Contributions - Pensions (Continued)
For the Year Ended June 30, 2025

Last Ten Fiscal Years

California Public Employees' Retirement System ("CalPERS") Safety

Fiscal year	2019-20	2018-19	2017-18	2016-17	2015-16
Actuarially determined contribution	$ 4,902,949	$ 4,957,802	$ 4,399,729	$ 3,802,971	$ 3,802,971
Contributions in relation to the actuarially determined contributions	(4,902,949)	(4,957,802)	(4,399,729)	(3,802,971)	(3,802,971)
Contribution deficiency (excess)	$ -	$ -	$ -	$ -	$ -
Covered payroll [1]	$ 8,357,626	$ 8,138,937	$ 8,109,044	$ 7,968,440	$ 7,367,602
Contributions as a percentage of covered payroll [1]	57.06%	59.28%	54.06%	46.90%	47.73%

City of South Gate
Required Supplementary Information
Schedule of Contributions - Pensions (Continued)
For the Year Ended June 30, 2025

Last Ten Fiscal Years

PARS - Supplemental Retirement Plan

Fiscal year	2024-25	2023-24	2022-23	2021-22	2020-21
Actuarially determined contribution	$ 77,820	$ 56,817	$ 65,369	$ 114,778	$ 109,307
Contributions in relation to the actuarially determined contributions	(80,009)	(78,989)	(90,510)	(93,404)	(96,005)
Contribution deficiency (excess)	$ (2,189)	$ (22,172)	$ (25,141)	$ 21,374	$ 13,302
Covered payroll	$ 143,856	$ 139,938	$ 158,424	$ 147,697	$ 142,716
Contributions as a percentage of covered payroll	55.62%	56.45%	57.13%	63.24%	67.27%

Notes to Schedule

Valuation date: June 30, 2023

Methods and assumptions used to determine contribution rates:

Actuarial cost method	Entry Age Normal
Amortization method/period	Closed period, level percent of pay
Asset valuation method	Fair value
Inflation	2.30%
Salary increases	Varies by entry age and service
Cost of living adjustment	2.30%
Investment rate of return	6.60%
Retirement age	Consistent with Non-Industrial rates used to value the Miscellaneous CalPERS Pension Plans.
Mortality	Consistent with Non-Industrial rates used to value the Miscellaneous CalPERS Pension Plans.

City of South Gate
Required Supplementary Information
Schedule of Contributions - Pensions (Continued)
For the Year Ended June 30, 2025

Last Ten Fiscal Years

PARS - Supplemental Retirement Plan

Fiscal year	2019-20	2018-19	2017-18	2016-17	2015-16
Actuarially determined contribution	$ 92,251	$ 71,442	$ (3,073)	$ 65,461	$ 61,230
Contributions in relation to the actuarially determined contributions	(101,362)	(89,422)	-	(89,262)	(92,402)
Contribution deficiency (excess)	$ (9,111)	$ (17,980)	$ (3,073)	$ (23,801)	$ (31,172)
Covered payroll	$ 321,270	$ 312,672	$ 289,767	$ 282,012	$ 277,966
Contributions as a percentage of covered payroll	31.55%	28.60%	0.00%	31.65%	33.24%

City of South Gate
Required Supplementary Information
Schedule of Changes in Net Other Postemployment Benefits Liability and Related Ratios
For the Year Ended June 30, 2025

Last Ten Fiscal Years

Measurement Period	2023-24	2022-23	2021-22	2020-21	2019-20
Service cost	$ 1,163,320	$ 908,615	$ 1,324,575	$ 1,342,086	$ 1,093,910
Interest on total OPEB liability	1,193,542	937,686	597,331	731,487	809,810
Differences between expected and actual experience	118,145	7,825,900	(70,977)	(3,057,982)	(89,563)
Changes in assumptions	(949,996)	(3,254,055)	(6,152,215)	3,139,649	2,719,276
Implicit Subsidy Credit	(275,144)	(268,800)	(231,883)	(216,510)	(190,665)
Benefit payments, including refunds of employee contributions	(923,733)	(859,552)	(604,243)	(714,004)	(473,890)
Net change in total OPEB liability	326,134	5,289,794	(5,137,412)	1,224,726	3,868,878
Total OPEB liability - beginning	30,356,893	25,067,099	30,204,511	28,979,785	25,110,907
Total OPEB liability - ending (a)	$ 30,683,027	$ 30,356,893	$ 25,067,099	$ 30,204,511	$ 28,979,785
Plan fiduciary net position					
Contributions - employer	$ 1,298,403	$ 1,198,877	$ 1,128,352	$ 836,126	$ 473,890
Contributions - employee	-	-	-	-	-
Net investment income	-	-	-	-	-
Benefit payments	(1,298,403)	(1,198,877)	(1,128,352)	(836,126)	(473,890)
Recognized difference in proportion	-	-	-	-	-
Plan to plan resources movement	-	-	-	-	-
Administrative expense	-	-	-	-	-
Net change in plan fiduciary net position	-	-	-	-	-
Plan fiduciary net position - beginning	-	-	-	-	-
Plan fiduciary net position - ending (b)	$ -	$ -	$ -	$ -	$ -
Net OPEB liability - ending (a)-(b)	$ 30,683,027	$ 30,356,893	$ 25,067,099	$ 30,204,511	$ 28,979,785
Plan fiduciary net position as a percentage of the total OPEB liability	0.00%	0.00%	0.00%	0.00%	0.00%
Covered-employee payroll	$ 28,370,215	$ 24,512,390	$ 23,242,786	$ 23,961,037	$ 23,319,744
Net OPEB liability as a percentage of covered-employee payroll	108.15%	123.84%	107.85%	126.06%	120.88%

[1] Historical information is presented only for periods for which GASB 75 is implemented. The first year of implementation is 2016-17.

The City has not established a trust for the purpose of holding assets accumulated for plan benefits.

City of South Gate
Required Supplementary Information
Schedule of Changes in Net Other Postemployment Benefits Liability and Related Ratios
For the Year Ended June 30, 2025

Last Ten Fiscal Years

Measurement Period	2018-19	2017-18	2016-17[1]
Service cost	$ 1,094,006	$ 1,102,741	$ 1,071,923
Interest on total OPEB liability	1,147,746	1,064,551	1,036,683
Differences between expected and actual experience	(6,638,431)	-	(1,503,666)
Changes in assumptions	(652,631)	(526,077)	650,700
Implicit Subsidy Credit	-	-	(539,170)
Benefit payments, including refunds of employee contributions	(902,892)	(834,408)	(260,590)
Net change in total OPEB liability	(5,952,202)	806,807	455,880
Total OPEB liability - beginning	31,063,109	30,256,302	29,800,422
Total OPEB liability - ending (a)	$ 25,110,907	$ 31,063,109	$ 30,256,302
Plan fiduciary net position			
Contributions - employer	$ 902,892	$834,408	$ 799,760
Contributions - employee	-	-	-
Net investment income	-	-	-
Benefit payments	(902,892)	(834,408)	(799,760)
Recognized difference in proportion	-	-	-
Plan to plan resources movement	-	-	-
Administrative expense	-	-	-
Net change in plan fiduciary net position	-	-	-
Plan fiduciary net position - beginning	-	-	-
Plan fiduciary net position - ending (b)	$ -	$ -	$ -
Net OPEB liability - ending (a)-(b)	$ 25,110,907	$ 31,063,109	$ 30,256,302
Plan fiduciary net position as a percentage of the total OPEB liability	0.00%	0.00%	0.00%
Covered-employee payroll	$ 22,695,615	$ 20,739,803	$ 20,184,723
Net OPEB liability as a percentage of covered-employee payroll	110.64%	149.78%	149.90%

[1] Historical information is presented only for periods for which GASB 75 is implemented. The first year of implementation is 2016-17.

The City has not established a trust for the purpose of holding assets accumulated for plan benefits.

City of South Gate
Required Supplementary Information
Schedule of Contributions - Other Postemployment Benefits
For the Year Ended June 30, 2025

	Last Ten Fiscal Years				
Fiscal year	2024-25	2023-24	2022-23	2021-22	2020-21
Actuarially determined contribution	$ 1,298,403	$ 1,198,877	$ 1,128,352	$ 836,126	$ 752,739
Contributions in relation to the actuarially	(1,298,403)	(1,198,877)	(1,128,352)	(836,126)	(930,513)
Contribution deficiency (excess)	$ -	$ -	$ -	$ -	$ (177,774)
Covered-employee payroll [2]	$ 38,379,595	$ 28,370,215	$ 24,512,390	$ 23,242,786	$ 23,961,037
Contributions as a percentage of covered payroll	3.38%	4.23%	4.60%	3.60%	3.88%

[1] Historical information is presented only for

[2] Payroll from prior year was assumed to increase by the 2.75% payroll growth assumption.

Notes to Schedule

Valuation date:	June 30, 2023
Methods and assumptions used to determine contribution rates:	
Actuarial cost method	Entry Age Normal
Discount Rate	4.09%
Inflation	2.30%
Healthcare Cost Trend Rate	4.17% trending down to 4.14% over 51 years
Salary increases	2.80%
Retirement age	According to the retirement rates under the most recent CalPERS pension plan experience study.
Mortality	According to the mortality rates under the CalPERS pension plan updated to reflect the most recent experience study

City of South Gate
Required Supplementary Information
Schedule of Contributions - Other Postemployment Benefits
For the Year Ended June 30, 2025

Fiscal year	2019-20	2018-19	2017-18[1]
Actuarially determined contribution	$ 752,739	$ 902,892	$ 834,408
Contributions in relation to the actuarially	(664,556)	(902,892)	(834,408)
Contribution deficiency (excess)	$ 88,183	$ -	$ -
Covered-employee payroll [2]	$ 23,319,744	$ 22,695,615	$ 20,739,803
Contributions as a percentage of covered payroll	2.85%	3.98%	4.02%

[1] Historical information is presented only for

[2] Payroll from prior year was assumed to increase by the 2.75% payroll growth assumption.

Notes to Schedule

Valuation date:	June 30, 2023
Methods and assumptions used to determine contribution rates:	
Actuarial cost method	Entry Age Normal
Discount Rate	4.09%
Inflation	2.30%
Healthcare Cost Trend Rate	4.17% trending down to 4.14% over 51 years
Salary increases	2.80%
Retirement age	According to the retirement rates under the most recent CalPERS pension plan experience study.
Mortality	According to the mortality rates under the CalPERS pension plan updated to reflect the most recent experience study

This page intentionally left blank.

SUPPLEMENTARY INFORMATION

City of South Gate

Schedules of Revenues, Expenditures, and Changes in Fund Balance - Budget and Actual
Capital Improvement Projects Fund
For the Year Ended June 30, 2025

	Budgeted Amounts		Actual	Variance with
	Original	Final	Amounts	Final Budget
EXPENDITURES:				
Capital outlay	18,167,598	87,365,813	29,932,605	57,433,208
Total expenditures	18,167,598	87,365,813	29,932,605	57,433,208
REVENUES OVER (UNDER) EXPENDITURES	(18,167,598)	(87,365,813)	(29,932,605)	57,433,208
OTHER FINANCING SOURCES (USES):				
Transfers in	18,167,598	86,854,641	31,103,840	(55,750,801)
Transfers out	-	-	(2,284,596)	2,284,596
Total other financing sources (uses)	18,167,598	86,854,641	28,819,244	(55,750,801)
CHANGE IN FUND BALANCE	$ -	$ (511,172)	(1,113,361)	$ 1,682,407
FUND BALANCE:				
Beginning of year			1,961,530	
End of year			$ 848,169	

This page intentionally left blank.

NON-MAJOR GOVERNMENTAL FUNDS

SPECIAL REVENUE FUNDS:

Community Development Block Grant Fund - This fund accounts for revenues received from the U.S. Department of Housing and Urban Development for housing rehabilitation and other community

Housing Authority Fund - This fund is used to account for revenues from the U.S. Department of Housing and Urban Development for housing assistance (Section 8) payments to eligible participants.

HOME Program Fund - This fund accounts for revenues received from the U.S. Department of Housing and Urban Development's Affordable Housing program to assist low income households.

Housing Successor Fund - This fund accounts for the housing assets of the former Community Development Commission.

Law Enforcement Grants Fund - This fund accounts for revenues received from federal, state and local law enforcement grants to be used for public safety.

West Santa Ana Branch TOD SIP Fund - This fund accounts for master land use planning around the two stations in South Gate. Will include not only uses but elements like first and last mile amenities.

Air Quality Improvement Fund - This fund accounts for local revenue received from the South Coast Air Quality Management District to be used for clean air programs.

TDA Bikeway Fund - This fund accounts for revenue received on a per capita basis from funds administered by Los Angeles County Metropolitan Transportation Authority (MTA).

Gas Tax Fund - This fund accounts for gas tax and other transportation revenues received from the State for construction and maintenance of streets and roads.

Street Sweeping Fund - This fund accounts for street sweeping fees used to fund the City's street sweeping and storm drain maintenance.

Prop A Transit Fund - To account for revenues received from a one-half cent sales tax collected by L.A. County Metro and distributed to cities for use in transportation service and transportation-related

Prop C Transit Fund - This fund accounts for revenues received from a one-half cent sales tax collected by L.A. County Metro and distributed to cities for use in street improvement projects along major bus

UDAG Fund - This fund accounts for former Urban Development Assistance Grant funds (UDAG) that the City uses for community development projects.

Public Access Corporation Fund - This fund accounts for revenues previously received from the City's cable television operator through a franchise agreement. This nonprofit corporation was established to promote community access through media.

SPECIAL REVENUE FUNDS (Continued):

Street Lighting & Landscaping Fund - This fund accounts for revenues received through a citywide street lighting assessment for street lighting and traffic signal maintenance.

Measure R Transit Fund - This fund accounts for revenues received from a one-half cent sales tax collected by L.A. County Metro and distributed to cities for use in transportation, street and road improvements.

Road Repair & Accountability Act Fund - This fund accounts for revenues received from the 12 cent gasoline tax, 20 cent diesel fuel tax, and $100 vehicle registration tax collected by the State of California, Department of Transportation and distributed to Cities for the purpose of repairing roads, improving traffic safety, and expanding public transit systems across the state.

Measure M Transit Fund - This fund accounts for revenues received from a 1/2 cent sales tax collected by L.A. County Metro and distributed to cities for use in transportation, street and road improvement projects.

Park Enhancement Fund - This fund accounts for revenues received from the lease of the goal soccer and batting cage facilities, cell tower, and other sources collected by the City for use in park improvement projects.

CASp Fund - This fund accounts for revenues received under the SB 1186 ($1) and the SB 1379 ($4) State legislation that assesses a fee when business licenses and equivalent permits are issued or renewed. The CASp program is designed to meet the public's need for experienced, trained, and tested individuals (Certified Access Specialists) who can inspect buildings and sites for compliance with applicable state and federal construction standards.

Measure W Stormwater Fund - This fund accounts for revenues generated from Measure W is used to for regional and municipal projects that improve water quality, prepare for future drought, and provide community benefits such as parks or wetlands. The City uses funds for storm water projects in compliance with the MS4 permit.

Used Oil Recycling Program Fund - This fund is to account for the revenue derived from oil recycling grants awarded by the CalRecycle.

Beverage Container Recycling Program Fund - The California Department of Resources Recycling and Recovery (CalRecycle) administers the California Beverage Container Recycling and Litter Reduction Act which governs the recycling of California Redemption Value (CRV) beverage containers. The primary goal of the recycling program is to achieve an 80% recycling rate for all aluminum, glass, plastic, and bi-metal

Road Mitigation Program Fund - These are funds derived from an impact fee placed upon new development as a way to mitigate the developments impact to the wear and tear upon city streets.

Housing Authority - Development Fund - This fund is to account for acquisition of new development properties use for housing projects.

Permanent Local Housing Allocation Grant Fund- This fund is to account for revenues received from California Department of Housing and Community Development for Accessory Dwelling Units and affordable housing developments.

SPECIAL REVENUE FUNDS (Continued):

Emergency Housing Voucher (EHV) Fund - This fund is to account for the HUD grant allocations specific to assisting emergency housing needs. It is a housing voucher program to assist for emergency housing for homelessness during the pandemic.

Integrated Waste Management Fund - This fund is to account for tracking AB 939 compliance fees by solid waste haulers.

SB 2 Grant Fund - This fund is to account for SB 2 allocations from the state in addressing housing shortage, high housing costs, and supply of affordable homes within City limits.

LEAP Grant Fund - This fund is to account for the LEAP grant revenues to assist with availability of affordable homes and ending the homelessness.

American Rescue Plan Act (ARPA) Fund - This fund is account for expenditures related to the funds received through this source by the U.S Treasury. These funds must be used for specific purposes outlined in the Act and promulgated by regulations issued by the U.S Treasury. Funds must be spent by December 31, 2024 or legally obligated. In no case shall be funds be allow to be expended beyond December 31, 2026. All revenue and expenditure elements caused or impacted by the Coronavirus Disease 2019 (COVID-19) pandemic since January 2020 through December 2024 are generally covered by the ARPA.

City of South Gate
Combining Balance Sheet
Nonmajor Governmental Funds
June 30, 2025

	Special Revenue				
	Community Development Block Grant	Housing Authority	HOME Program	Housing Successor	Law Enforcement Grants
ASSETS					
Cash and investments	$ 3,614	$ 304,735	$ 578,237	$ -	$ 3,354,047
Receivables:					
Accounts	450	110,437	-	17,758	-
Loans	1,244,235	14,415	5,941,409	638,922	-
Interest	-	487	-	164	14,831
Due from other governments	962,587	64,594	-	-	28,752
Property held for resale	-	-	-	3,150,000	-
Total assets	$ 2,210,886	$ 494,668	$ 6,519,646	$ 3,806,844	$ 3,397,630
LIABILITIES, DEFERRED INFLOWS OF RESOURCES, AND FUND BALANCES					
Liabilities:					
Accounts payable	$ 280,787	$ 229,038	$ 14,371	$ 9,475	$ 118,975
Retention payable	-	-	2,508	-	-
Unearned revenue	132,431	-	313,435	-	-
Deposits	-	-	-	23,054	-
Due to other funds	891,262	275,202	-	188,415	93,945
Advances from other funds	-	-	-	-	-
Total liabilities	1,304,480	504,240	330,314	220,944	212,920
Deferred inflows of resources:					
Unavailable revenues	-	-	52,052	-	7,258
Total deferred inflows of resources	-	-	52,052	-	7,258
Fund Balances:					
Restricted	906,406	-	6,137,280	3,585,900	3,177,452
Unassigned (deficit)	-	(9,572)	-	-	-
Total fund balances	906,406	(9,572)	6,137,280	3,585,900	3,177,452
Total liabilities, deferred inflows of resources, and fund balances	$ 2,210,886	$ 494,668	$ 6,519,646	$ 3,806,844	$ 3,397,630

(Continued)

City of South Gate
Combining Balance Sheet (Continued)
Nonmajor Governmental Funds
June 30, 2025

	Special Revenue				
	West Santa Ana Branch TOD SIP	Air Quality Improvement	TDA Bikeway	Gas Tax	Street Sweeping
ASSETS					
Cash and investments	$ 16,946	$ 316,568	$ -	$ 2,277,639	$ 47,066
Receivables:					
Accounts	-	-	-	337	136,329
Loans	-	-	-	-	-
Interest	74	1,863	-	11,087	918
Due from other governments	-	32,277	-	218,858	-
Property held for resale	-	-	-	-	-
Total assets	$ 17,020	$ 350,708	$ -	$ 2,507,921	$ 184,313
LIABILITIES, DEFERRED INFLOWS OF RESOURCES, AND FUND BALANCES					
Liabilities:					
Accounts payable	$ -	$ -	$ -	$ 449,998	$ 33,320
Retention payable	-	-	-	-	-
Unearned revenue	-	-	-	74,293	-
Deposits	-	-	-	-	-
Due to other funds	-	-	87,756	-	-
Advances from other funds	-	-	-	-	-
Total liabilities	-	-	87,756	524,291	33,320
Deferred inflows of resources:					
Unavailable revenues	-	-	-	-	-
Total deferred inflows of resources	-	-	-	-	-
Fund Balances:					
Restricted	17,020	350,708	-	1,983,630	150,993
Unassigned (deficit)	-	-	(87,756)	-	-
Total fund balances	17,020	350,708	(87,756)	1,983,630	150,993
Total liabilities, deferred inflows of resources, and fund balances	$ 17,020	$ 350,708	$ -	$ 2,507,921	$ 184,313

(Continued)

City of South Gate
Combining Balance Sheet (Continued)
Nonmajor Governmental Funds
June 30, 2025

	Special Revenue				
	Prop A Transit	Prop C Transit	UDAG	Public Access Corporation	Street Lighting & Landscaping
ASSETS					
Cash and investments	$ 8,677,714	$ 4,328,552	$ 447,095	$ 109,720	$ 6,092
Receivables:					
Accounts	-	-	-	9,148	9,856
Loans	-	-	-	-	-
Interest	35,788	30,503	1,958	475	-
Due from other governments	-	-	-	-	34,717
Property held for resale	-	-	-	-	-
Total assets	$ 8,713,502	$ 4,359,055	$ 449,053	$ 119,343	$ 50,665
LIABILITIES, DEFERRED INFLOWS OF RESOURCES, AND FUND BALANCES					
Liabilities:					
Accounts payable	$ 248,135	$ 32,964	$ -	$ 1,761	$ 113,254
Retention payable	-	-	-	-	-
Unearned revenue	-	-	-	-	-
Deposits	-	-	-	-	-
Due to other funds	-	-	-	-	74,878
Advances from other funds	-	-	-	-	-
Total liabilities	248,135	32,964	-	1,761	188,132
Deferred inflows of resources:					
Unavailable revenues	-	-	-	-	-
Total deferred inflows of resources	-	-	-	-	-
Fund Balances:					
Restricted	8,465,367	4,326,091	449,053	117,582	-
Unassigned (deficit)	-	-	-	-	(137,467)
Total fund balances	8,465,367	4,326,091	449,053	117,582	(137,467)
Total liabilities, deferred inflows of resources, and fund balances	$ 8,713,502	$ 4,359,055	$ 449,053	$ 119,343	$ 50,665

(Continued)

City of South Gate
Combining Balance Sheet (Continued)
Nonmajor Governmental Funds
June 30, 2025

	Special Revenue				
	Measure R Transit	Road Repair & Accountability Act	Measure M Transit	Park Enhancement	CASp
ASSETS					
Cash and investments	$ 2,654,365	$ 4,056,086	$ 2,216,041	$ 1,751,545	$ 123,775
Receivables:					
Accounts	-	-	-	5,911	-
Loans	-	-	-	-	-
Interest	13,176	19,164	10,408	7,502	510
Due from other governments	3,789	445,925	-	-	-
Property held for resale	-	-	-	-	-
Total assets	$ 2,671,330	$ 4,521,175	$ 2,226,449	$ 1,764,958	$ 124,285
LIABILITIES, DEFERRED INFLOWS OF RESOURCES, AND FUND BALANCES					
Liabilities:					
Accounts payable	$ 154,425	$ -	$ 107,717	$ -	$ -
Retention payable	-	-	-	448	-
Unearned revenue	-	-	-	-	-
Deposits	-	-	-	-	-
Due to other funds	-	-	-	-	-
Advances from other funds	-	-	-	-	-
Total liabilities	154,425	-	107,717	448	-
Deferred inflows of resources:					
Unavailable revenues	3,789	-	-	-	-
Total deferred inflows of resources	3,789	-	-	-	-
Fund Balances:					
Restricted	2,513,116	4,521,175	2,118,732	1,764,510	124,285
Unassigned (deficit)	-	-	-	-	-
Total fund balances	2,513,116	4,521,175	2,118,732	1,764,510	124,285
Total liabilities, deferred inflows of resources, and fund balances	$ 2,671,330	$ 4,521,175	$ 2,226,449	$ 1,764,958	$ 124,285

City of South Gate
Combining Balance Sheet (Continued)
Nonmajor Governmental Funds
June 30, 2025

	Special Revenue				
	Measure W Stormwater	Used Oil Recycling Program	Beverage Container Recycling Program	Road Mitigation Program	Housing Authority Development
ASSETS					
Cash and investments	$ 1,601,539	$ 543	$ 61,426	$ 289,549	$ -
Receivables:					
Accounts	-	-	-	-	-
Loans	-	-	-	-	-
Interest	2,834	-	210	8,016	-
Due from other governments	-	-	-	-	-
Property held for resale	-	-	-	-	1,800,000
Total assets	$ 1,604,373	$ 543	$ 61,636	$ 297,565	$ 1,800,000
LIABILITIES, DEFERRED INFLOWS OF RESOURCES, AND FUND BALANCES					
Liabilities:					
Accounts payable	$ 96,145	$ 14,383	$ 23,014	$ -	$ 5,023
Retention payable	-	-	-	-	-
Unearned revenue	-	-	-	-	-
Deposits	-	-	-	-	-
Due to other funds	-	-	-	-	188,412
Advances from other funds	-	-	-	-	1,813,000
Total liabilities	96,145	14,383	23,014	-	2,006,435
Deferred inflows of resources:					
Unavailable revenues	-	-	-	-	-
Total deferred inflows of resources	-	-	-	-	-
Fund Balances:					
Restricted	1,508,228	-	38,622	297,565	-
Unassigned (deficit)	-	(13,840)	-	-	(206,435)
Total fund balances	1,508,228	(13,840)	38,622	297,565	(206,435)
Total liabilities, deferred inflows of resources, and fund balances	$ 1,604,373	$ 543	$ 61,636	$ 297,565	$ 1,800,000

City of South Gate
Combining Balance Sheet (Continued)
Nonmajor Governmental Funds
June 30, 2025

	Special Revenue				
	Permanent Local Housing Allocation Grant	Emergency Housing Voucher	Integrated Waste Management	SB 2 Grant	LEAP Grant
ASSETS					
Cash and Investments	$ -	$ 63,686	$ 586,249	$ -	$ -
Receivables:					
Accounts	-	40,644	54,738	-	-
Loans	-	-	-	-	-
Interest	-	-	1,956	-	-
Due from other governments	16,452	-	-	-	-
Property held for resale	-	-	-	-	-
Total assets	$ 16,452	$ 104,330	642,943	$ -	$ -
LIABILITIES, DEFERRED INFLOWS OF RESOURCES, AND FUND BALANCES					
Liabilities:					
Accounts payable	$ 764	$ 5,059	$ -	$ -	$ -
Retention payable	-	-	-	-	-
Unearned revenue	-	-	-	-	-
Deposits	-	-	-	-	-
Due to other funds	-	-	-	-	285,368
Advances from other funds	-	-	-	-	-
Total liabilities	764	5,059	-	-	285,368
Deferred inflows of resources:					
Unavailable revenues	16,452	9,678	-	-	-
Total deferred inflows of resources	16,452	9,678	-	-	-
Fund Balances:					
Restricted	-	89,593	642,943	-	-
Unassigned (deficit)	(764)	-	-	-	(285,368)
Total fund balances	(764)	89,593	642,943	-	(285,368)
Total liabilities, deferred inflows of resources, and fund balances	$ 16,452	104,330	642,943	$ -	$ -

City of South Gate
Combining Balance Sheet (Continued)
Nonmajor Governmental Funds
June 30, 2025

	Special Revenue	
	American Rescue Plan Act Fund	Total Nonmajor Governmental Funds
ASSETS		
Cash and investments	$ 4,795,113	$ 38,667,942
Receivables:		
Accounts	-	385,608
Loans	-	7,838,981
Interest	53,064	214,988
Due from other governments	-	1,807,951
Property held for resale	-	4,950,000
Total assets	$ 4,848,177	$ 53,865,470
LIABILITIES, DEFERRED INFLOWS OF RESOURCES, AND FUND BALANCES		
Liabilities:		
Accounts payable	$ 203,647	$ 2,142,255
Retention payable	-	2,956
Unearned revenue	4,509,250	5,029,409
Deposits	-	23,054
Due to other funds	-	2,085,238
Advances from other funds	-	1,813,000
Total liabilities	4,712,897	11,095,912
Deferred inflows of resources:		
Unavailable revenues	-	89,229
Total deferred inflows of resources	-	89,229
Fund Balances:		
Restricted	135,280	43,421,531
Unassigned (deficit)	-	(741,202)
Total fund balances	135,280	42,680,329
Total liabilities, deferred inflows of resources, and fund balances	$ 4,848,177	$ 53,865,470

(Concluded)

City of South Gate
Combining Statement of Revenues, Expenditures, and Changes in Fund Balances
Nonmajor Governmental Funds
For the Year Ended June 30, 2025

	Special Revenue				
	Community Development Block Grant	Housing Authority	HOME Program	Housing Successor	Law Enforcement Grants
REVENUES:					
Taxes	$ -	$ -	$ -	$ -	$ -
Licenses and permits	-	-	-	-	-
Intergovernmental	2,519,283	6,624,030	-	-	1,528,358
Charges for services	-	-	-	-	-
Use of money and property	-	2,143	-	21,753	129,389
Miscellaneous	-	-	-	-	10,304
Total revenues	2,519,283	6,626,173	-	21,753	1,668,051
EXPENDITURES:					
Current:					
General government	-	-	-	-	-
Police	-	-	-	-	754,742
Community development	1,066,068	6,739,005	138,614	19,807	-
Parks & recreation	-	-	-	-	-
Public works	-	-	-	-	-
Capital outlay	-	-	-	-	366,164
Debt service:					
Principal	-	-	-	-	147,705
Interest and fiscal charges	-	-	-	-	9,280
Total expenditures	1,066,068	6,739,005	138,614	19,807	1,277,891
REVENUES OVER (UNDER) EXPENDITURES	1,453,215	(112,832)	(138,614)	1,946	390,160
OTHER FINANCING SOURCES (USES):					
Issuance of lease	-	-	-	-	100,824
Transfers in	-	-	-	-	-
Transfers out	(1,539,170)	-	-	-	-
Total other financing sources (uses)	(1,539,170)	-	-	-	100,824
CHANGES IN FUND BALANCES	(85,955)	(112,832)	(138,614)	1,946	490,984
FUND BALANCES (DEFICIT):					
Beginning of year, as previously presented	992,361	103,260	6,275,894	3,583,954	2,686,468
Change within financial reporting entity (major to nonmajor)	-	-	-	-	-
Beginning of year, as adjusted	992,361	103,260	6,275,894	3,583,954	2,686,468
End of year	$ 906,406	$ (9,572)	$ 6,137,280	$ 3,585,900	$ 3,177,452

(Continued)

City of South Gate
Combining Statement of Revenues, Expenditures, and Changes in Fund Balances (Continued)
Nonmajor Governmental Funds
For the Year Ended June 30, 2025

	Special Revenue				
	West Santa Ana Branch TOD SIP	Air Quality Improvement	TDA Bikeway	Gas Tax	Street Sweeping
REVENUES:					
Taxes	$ -	$ -	$ -	$ -	$ -
Licenses and permits	-	-	-	-	-
Intergovernmental	-	123,601	124,800	2,569,131	-
Charges for services	-	-	-	-	716,668
Use of money and property	667	17,783	-	95,444	11,575
Miscellaneous	-	-	-	-	-
Total revenues	667	141,384	124,800.00	2,664,575	728,243
EXPENDITURES:					
Current:					
General government	-	-	-	-	-
Police	-	-	-	-	-
Community development	-	8,092	-	-	-
Parks & recreation	-	-	-	-	-
Public works	-	-	-	2,636,191	961,871
Capital outlay	-	265,953	-	-	-
Debt service:					
Principal	-	-	-	-	-
Interest and fiscal charges	-	-	-	-	-
Total expenditures	-	274,045	-	2,636,191	961,871
REVENUES OVER (UNDER) EXPENDITURES	667	(132,661)	124,800.00	28,384	(233,628)
OTHER FINANCING SOURCES (USES):					
Issuance of lease	-	-	-	-	-
Transfers in	-	-	179,136	-	-
Transfers out	-	(35,000)	(53,936)	(259,999)	-
Total other financing sources (uses)	-	(35,000)	125,200	(259,999)	-
CHANGES IN FUND BALANCES	667	(167,661)	250,000	(231,615)	(233,628)
FUND BALANCES (DEFICIT):					
Beginning of year, as previously presented	16,353	518,369	(337,756)	2,215,245	384,621
Change within financial reporting entity (major to nonmajor)	-	-	-	-	-
Beginning of year, as adjusted	16,353	518,369	(337,756)	2,215,245	384,621
End of year	$ 17,020	$ 350,708	$ (87,756)	$ 1,983,630	$ 150,993

(Continued)

City of South Gate
Combining Statement of Revenues, Expenditures, and Changes in Fund Balances (Continued)
Nonmajor Governmental Funds
For the Year Ended June 30, 2025

	Special Revenue				
	Prop A Transit	Prop C Transit	UDAG	Public Access Corporation	Street Lighting & Landscaping
REVENUES:					
Taxes	$ -	$ -	$ -	$ -	$ 2,003,582
Licenses and permits	-	-	-	-	-
Intergovernmental	2,590,749	2,015,988	-	-	-
Charges for services	93,363	-	-	39,011	-
Use of money and property	396,546	273,926	17,583	4,048	-
Miscellaneous	-	-	-	-	-
Total revenues	3,080,658	2,289,914	17,583	43,059	2,003,582
EXPENDITURES:					
Current:					
General government	-	-	-	29,852	-
Police	-	-	-	-	-
Community development	2,120,237	-	-	-	-
Parks & recreation	-	-	-	-	-
Public works	-	231,282	-	-	3,272,849
Capital outlay	-	-	-	-	-
Debt service:					
Principal	-	-	-	-	76,364
Interest and fiscal charges	-	-	-	-	-
Total expenditures	2,120,237	231,282	-	29,852	3,349,213
REVENUES OVER (UNDER) EXPENDITURES	960,421	2,058,632	17,583	13,207	(1,345,631)
OTHER FINANCING SOURCES (USES):					
Issuance of lease	-	-	-	-	-
Transfers in	-	-	-	-	1,208,164
Transfers out	-	(3,488,900)	-	-	-
Total other financing sources (uses)	-	(3,488,900)	-	-	1,208,164
CHANGES IN FUND BALANCES	960,421	(1,430,268)	17,583	13,207	(137,467)
FUND BALANCES (DEFICIT):					
Beginning of year, as previously presented	7,504,946	5,756,359	431,470	104,375	-
Change within financial reporting entity (major to nonmajor)	-	-	-	-	-
Beginning of year, as adjusted	7,504,946	5,756,359	431,470	104,375	-
End of year	$ 8,465,367	$ 4,326,091	$ 449,053	$ 117,582	$ (137,467)

(Continued)

City of South Gate
Combining Statement of Revenues, Expenditures, and Changes in Fund Balances (Continued)
Nonmajor Governmental Funds
For the Year Ended June 30, 2025

	Special Revenue				
	Measure R Transit	Road Repair & Accountability Act	Measure M Transit	Park Enhancement	CASP
REVENUES:					
Taxes	$ -	$ -	$ -	$ -	$ -
Licenses and permits	-	-	-	-	12,024
Intergovernmental	1,511,711	2,530,491	1,712,719	-	-
Charges for services	-	-	-	287,199	-
Use of money and property	143,813	182,447	104,069	65,737	4,383
Miscellaneous	-	-	-	-	-
Total revenues	1,655,524	2,712,938	1,816,788	352,936	16,407
EXPENDITURES:					
Current:					
General government	-	-	-	-	-
Police	-	-	-	-	-
Community development	-	-	-	-	-
Parks & recreation	-	-	-	33,622	-
Public works	1,196,575	-	1,772,059	-	-
Capital outlay	-	-	-	-	-
Debt service:					
Principal	-	-	-	-	-
Interest and fiscal charges	-	-	-	-	-
Total expenditures	1,196,575	-	1,772,059	33,622	-
REVENUES OVER (UNDER) EXPENDITURES	458,949	2,712,938	44,729	319,314	16,407
OTHER FINANCING SOURCES (USES):					
Issuance of lease	-	-	-	-	-
Transfers in	-	-	-	-	-
Transfers out	(437,074)	(1,509,894)	(264,183)	(9,907)	-
Total other financing sources (uses)	(437,074)	(1,509,894)	(264,183)	(9,907)	-
CHANGES IN FUND BALANCES	21,875	1,203,044	(219,454)	309,407	16,407
FUND BALANCES (DEFICIT):					
Beginning of year, as previously presented	2,491,241	3,318,131	2,338,186	1,455,103	107,878
Change within financial reporting entity (major to nonmajor)	-	-	-	-	-
Beginning of year, as adjusted	2,491,241	3,318,131	2,338,186	1,455,103	107,878
End of year	$ 2,513,116	$ 4,521,175	$ 2,118,732	$ 1,764,510	$ 124,285

City of South Gate
Combining Statement of Revenues, Expenditures, and Changes in Fund Balances (Continued)
Nonmajor Governmental Funds
For the Year Ended June 30, 2025

	Special Revenue				
	Measure W Stormwater	Used Oil Recycling Program	Beverage Container Recycling Program	Road Mitigation Program	Housing Authority Development
REVENUES:					
Taxes	$ -	$ -	$ -	$ -	$ -
Licenses and permits	-	-	-	-	-
Intergovernmental	985,917	13,216	23,401	-	-
Charges for services	-	-	-	-	-
Use of money and property	30,371	-	1,708	86,124	-
Miscellaneous	-	-	-	-	-
Total revenues	1,016,288	13,216.00	25,109	86,124	-
EXPENDITURES:					
Current:					
General government	-	-	-	-	-
Police	-	-	-	-	-
Community development	-	-	-	-	16,093
Parks & recreation	-	-	-	-	-
Public works	519,746	27,006	29,809	-	-
Capital outlay	-	-	-	-	-
Debt service:					
Principal	-	-	-	-	-
Interest and fiscal charges	-	-	-	-	-
Total expenditures	519,746	27,006	29,809	-	16,093
REVENUES OVER (UNDER) EXPENDITURES	496,542	(13,790)	(4,700)	86,124	(16,093)
OTHER FINANCING SOURCES (USES):					
Issuance of lease	-	-	-	-	-
Transfers in	973,431	12,967	-	-	-
Transfers out	(171,818)	-	-	(1,589,574)	-
Total other financing sources (uses	801,613	12,967.00	-	(1,589,574)	-
CHANGES IN FUND BALANCES	1,298,155	(823)	(4,700)	(1,503,450)	(16,093)
FUND BALANCES (DEFICIT):					
Beginning of year, as previously preser	210,073	(13,017)	43,322	1,801,015	(190,342)
Change within financial reporting entity (major to nonmajor)	-	-	-	-	-
Beginning of year, as adjusted	210,073	(13,017)	43,322	1,801,015	(190,342)
End of year	$ 1,508,228	$ (13,840)	$ 38,622	$ 297,565	$ (206,435)

City of South Gate
Combining Statement of Revenues, Expenditures, and Changes in Fund Balances (Continued)
Nonmajor Governmental Funds
For the Year Ended June 30, 2025

	Special Revenue				
	Permanent Local Housing Allocation Grant	Emergency Housing Voucher	Integrated Waste Management	SB 2 Grant	LEAP Grant
REVENUES:					
Taxes	$ -	$ -	$ -	$ -	$ -
Licenses and permits	-	-	-	-	-
Intergovernmental	-	420,606	314,389	-	-
Charges for services	-	-	-	-	-
Use of money and property	-	-	11,204	-	-
Miscellaneous	-	-	-	-	-
Total revenues	-	420,606	325,593	-	-
EXPENDITURES:					
Current:					
General government	-	-	-	-	-
Police	-	-	-	-	-
Community development	4,465	397,032	-	-	69,286
Parks & recreation	-	-	-	-	-
Public works	-	-	-	-	-
Capital outlay	-	-	-	-	-
Debt service:					
Principal	-	-	-	-	-
Interest and fiscal charges	-	-	-	-	-
Total expenditures	4,465	397,032	-	-	69,286
REVENUES OVER (UNDER) EXPENDITURES	(4,465)	23,574	325,593	-	(69,286)
OTHER FINANCING SOURCES (USES):					
Issuance of lease	-	-	-	-	-
Transfers in	26,337	-	-	202,953	-
Transfers out	-	-	-	-	-
Total other financing sources (uses)	26,337	-	-	202,953	-
CHANGES IN FUND BALANCES	21,872	23,574	325,593	202,953	(69,286)
FUND BALANCES (DEFICIT):					
Beginning of year, as previously presented	(22,636)	66,019	317,350	(202,953)	(216,082)
Change within financial reporting entity (major to nonmajor)	-	-	-	-	-
Beginning of year, as adjusted	(22,636)	66,019	317,350	(202,953)	(216,082)
End of year	$ (764)	$ 89,593	$ 642,943	$ -	$ (285,368)

City of South Gate
Combining Statement of Revenues, Expenditures, and Changes in Fund Balances (Continued)
Nonmajor Governmental Funds
For the Year Ended June 30, 2025

	Special Revenue	
	American Rescue Plan Act Fund	Total Nonmajor Governmental Funds
REVENUES:		
Taxes	$ -	$ 2,003,582
Licenses and permits	-	12,024
Intergovernmental	9,777,251	35,385,641
Charges for services	-	1,136,241
Use of money and property	390,614	1,991,327
Miscellaneous	-	10,304
Total revenues	10,167,865	40,539,119
EXPENDITURES:		
Current:		
General government	9,282,548	9,312,400
Police	494,702	1,249,444
Community development	-	10,578,699
Parks & recreation	-	33,622
Public works	-	10,647,388
Capital outlay	-	632,117
Debt service:		
Principal	-	224,069
Interest and fiscal charges	-	9,280
Total expenditures	9,777,250	32,687,019
REVENUES OVER (UNDER) EXPENDITURES	390,615	7,852,100
OTHER FINANCING SOURCES (USES):		
Issuance of lease	-	100,824
Transfers in	-	2,602,988
Transfers out	(1,168,527)	(10,527,982)
Total other financing sources (uses)	(1,168,527)	(7,824,170)
CHANGES IN FUND BALANCES	(777,912)	27,930
FUND BALANCES (DEFICIT):		
Beginning of year, as previously presented	-	41,739,207
Change within financial reporting entity (major to nonmajor)	913,192	913,192
Beginning of year, as adjusted	913,192	42,652,399
End of year	$ 135,280	$ 42,680,329

(Concluded)

City of South Gate

Schedules of Revenues, Expenditures, and Changes in Fund Balance - Budget and Actual
Community Development Block Grant Special Revenue Fund
For the Year Ended June 30, 2025

	Budgeted Amounts		Actual	Variance with
	Original	Final	Amounts	Final Budget
REVENUES:				
Intergovernmental	$ 1,245,005	$ 1,245,005	$ 2,519,283	$ 1,274,278
Total revenues	1,245,005	1,245,005	2,519,283	1,274,278
EXPENDITURES:				
Current:				
Community development	851,731	1,436,771	1,066,068	370,703
Total expenditures	851,731	1,436,771	1,066,068	370,703
REVENUES OVER (UNDER) EXPENDITURES	393,274	(191,766)	1,453,215	1,644,981
OTHER FINANCING (USES):				
Transfers out	-	(1,080,769)	(1,539,170)	(458,401)
Total other financing sources (uses)	-	(1,080,769)	(1,539,170)	(458,401)
CHANGE IN FUND BALANCE	$ 393,274	$ (1,272,535)	(85,955)	$ 1,186,580
FUND BALANCE:				
Beginning of year			992,361	
End of year			$ 906,406	

City of South Gate

Schedules of Revenues, Expenditures, and Changes in Fund Balance - Budget and Actual
Housing Authority Special Revenue Fund
For the Year Ended June 30, 2025

	Budgeted Amounts		Actual	Variance with
	Original	Final	Amounts	Final Budget
REVENUES:				
Intergovernmental	$ 5,875,600	$ 5,875,600	$ 6,624,030	$ 748,430
Use of money and property	7,000	7,000	2,143	(4,857)
Total revenues	5,882,600	5,882,600	6,626,173	743,573
EXPENDITURES:				
Current:				
Community development	6,291,666	5,799,950	6,739,005	(939,055)
Total expenditures	6,291,666	5,799,950	6,739,005	(939,055)
CHANGE IN FUND BALANCE	$ (409,066)	$ 82,650	(112,832)	$ (195,482)
FUND BALANCE:				
Beginning of year			103,260	
End of year			$ (9,572)	

City of South Gate

Schedules of Revenues, Expenditures, and Changes in Fund Balance - Budget and Actual

HOME Program Special Revenue Fund

For the Year Ended June 30, 2025

	Budgeted Amounts		Actual	Variance with
	Original	Final	Amounts	Final Budget
REVENUES:				
Intergovernmental	$ 564,831	$ 564,831	$ -	$ (564,831)
Total revenues	564,831	564,831	-	(564,831)
EXPENDITURES:				
Current:				
Community development	579,562	816,916	138,614	678,302
Total expenditures	579,562	816,916	138,614	678,302
REVENUES OVER (UNDER) EXPENDITURES	(14,731)	(252,085)	(138,614)	113,471
CHANGE IN FUND BALANCE	$ (14,731)	$ (252,085)	(138,614)	$ 113,471
FUND BALANCE:				
Beginning of year			6,275,894	
End of year			$ 6,137,280	

City of South Gate

Schedules of Revenues, Expenditures, and Changes in Fund Balance - Budget and Actual

Housing Successor Special Revenue Fund

For the Year Ended June 30, 2025

	Budgeted Amounts		Actual	Variance with
	Original	Final	Amounts	Final Budget
REVENUES:				
Use of money and property	$ 61,668	$ 61,668	$ 21,753	$ (39,915)
Total revenues	61,668	61,668	21,753	(39,915)
EXPENDITURES:				
Current:				
Community development	120,544	120,544	19,807	100,737
Total expenditures	120,544	120,544	19,807	100,737
REVENUES OVER (UNDER) EXPENDITURES	(58,876)	(58,876)	1,946	60,822
CHANGE IN FUND BALANCE	$ (58,876)	$ (58,876)	1,946	$ 60,822
FUND BALANCE:				
Beginning of year			3,583,954	
End of year			$ 3,585,900	

City of South Gate

Schedules of Revenues, Expenditures, and Changes in Fund Balance - Budget and Actual
Law Enforcement Grants Special Revenue Fund
For the Year Ended June 30, 2025

	Budgeted Amounts		Actual	Variance with
	Original	Final	Amounts	Final Budget
REVENUES:				
Intergovernmental	$ 1,451,755	$ 1,707,332	$ 1,528,358	$ (178,974)
Use of money and property	34,190	34,190	129,389	95,199
Miscellaneous	-	-	10,304	10,304
Total revenues	1,485,945	1,741,522	1,668,051	(73,471)
EXPENDITURES:				
Current:				
Police	1,472,611	1,738,762	754,742	984,020
Capital outlay	283,076	756,515	366,164	390,351
Debt service:				
Principal	-	-	147,705	(147,705)
Interest and fiscal charges	-	-	9,280	(9,280)
Total expenditures	1,755,687	2,495,277	1,277,891	1,217,386
REVENUES OVER (UNDER) EXPENDITURES	(269,742)	(753,755)	390,160	1,143,915
CHANGE IN FUND BALANCE	$ (269,742)	$ (753,755)	490,984	$ 1,244,739
FUND BALANCE:				
Beginning of year			2,686,468	
End of year			$ 3,177,452	

City of South Gate

Schedules of Revenues, Expenditures, and Changes in Fund Balance - Budget and Actual

West Santa Ana Branch TOD SIP

For the Year Ended June 30, 2025

	Budgeted Amounts		Actual Amounts	Variance with Final Budget
	Original	Final		
REVENUES:				
Intergovernmental	$ -	$ -	$ -	$ -
Use of money and property	-	-	667	667
Total revenues	-	-	667	667
EXPENDITURES:				
Current:				
Community Development	-	159,658	-	159,658
Total expenditures	-	159,658	-	159,658
CHANGE IN FUND BALANCE	$ -	$ (159,658)	667	$ 160,325
FUND BALANCE:				
Beginning of year			16,353	
End of year			$ 17,020	

City of South Gate

Schedules of Revenues, Expenditures, and Changes in Fund Balance - Budget and Actual
Air Quality Improvement Special Revenue Fund
For the Year Ended June 30, 2025

	Budgeted Amounts		Actual	Variance with
	Original	Final	Amounts	Final Budget
REVENUES:				
Intergovernmental	$ 126,600	$ 126,600	$ 123,601	$ (2,999)
Use of money and property	65,000	65,000	17,783	(47,217)
Total revenues	191,600	191,600	141,384	(50,216)
EXPENDITURES:				
Current:				
Community development	7,913	7,913	8,092	(179)
Capital outlay	277,636	288,000	265,953	22,047
Total expenditures	285,549	295,913	274,045	21,868
REVENUES OVER (UNDER) EXPENDITURES	(93,949)	(104,313)	(132,661)	(28,348)
OTHER FINANCING (USES):				
Transfers out	-	(35,000)	(35,000)	-
Total other financing (uses)	-	(35,000)	(35,000)	-
CHANGE IN FUND BALANCE	$ (93,949)	$ (139,313)	(167,661)	$ (28,348)
FUND BALANCE:				
Beginning of year			518,369	
End of year			$ 350,708	

City of South Gate

Schedules of Revenues, Expenditures, and Changes in Fund Balance - Budget and Actual

TDA Bikeway Special Revenue Fund

For the Year Ended June 30, 2025

	Budgeted Amounts		Actual Amounts	Variance with Final Budget
	Original	Final		
REVENUES:				
Intergovernmental	$ 95,120	$ 95,120	$ 124,800	$ 29,680
Total revenues	95,120	95,120	124,800	29,680
REVENUES OVER (UNDER) EXPENDITURES	95,120	95,120	124,800	29,680
OTHER FINANCING (USES):				
Transfers in	-	-	179,136	179,136
Transfers out	-	(228,128)	(53,936)	174,192
Total other financing (uses)	-	(228,128)	125,200	353,328
CHANGE IN FUND BALANCE	$ 95,120	$ (133,008)	250,000	$ 383,008
FUND BALANCE:				
Beginning of year			(337,756)	
End of year			$ (87,756)	

City of South Gate

Schedules of Revenues, Expenditures, and Changes in Fund Balance - Budget and Actual

Gas Tax Special Revenue Fund

For the Year Ended June 30, 2025

	Budgeted Amounts		Actual	Variance with
	Original	Final	Amounts	Final Budget
REVENUES:				
Intergovernmental	$ 2,519,456	$ 2,519,456	$ 2,569,131	$ 49,675
Use of money and property	25,700	25,700	95,444	69,744
Total revenues	2,545,156	2,545,156	2,664,575	119,419
EXPENDITURES:				
Current:				
Public works	2,860,791	3,395,369	2,636,191	759,178
Total expenditures	2,860,791	3,395,369	2,636,191	759,178
REVENUES OVER (UNDER) EXPENDITURES	(315,635)	(850,213)	28,384	878,597
OTHER FINANCING (USES):				
Transfers out	-	(1,104,398)	(259,999)	844,399
Total other financing (uses)	-	(1,104,398)	(259,999)	844,399
CHANGE IN FUND BALANCE	$ (315,635)	$ (1,954,611)	(231,615)	$ 1,722,996
FUND BALANCE:				
Beginning of year			2,215,245	
End of year			$ 1,983,630	

City of South Gate

Schedules of Revenues, Expenditures, and Changes in Fund Balance - Budget and Actual
Street Sweeping Special Revenue Fund
For the Year Ended June 30, 2025

	Budgeted Amounts		Actual	Variance with
	Original	Final	Amounts	Final Budget
REVENUES:				
Charges for services	$ 703,000	$ 703,000	$ 716,668	$ 13,668
Use of money and property	6,400	6,400	11,575	5,175
Total revenues	709,400	709,400	728,243	18,843
EXPENDITURES:				
Public works	943,002	941,794	961,871	(20,077)
Total expenditures	943,002	941,794	961,871	(20,077)
CHANGE IN FUND BALANCE	$ (233,602)	$ (232,394)	(233,628)	$ (1,234)
FUND BALANCE:				
Beginning of year			384,621	
End of year			$ 150,993	

City of South Gate

Schedules of Revenues, Expenditures, and Changes in Fund Balance - Budget and Actual
Prop A Transit Special Revenue Fund
For the Year Ended June 30, 2025

	Budgeted Amounts		Actual	Variance with
	Original	Final	Amounts	Final Budget
REVENUES:				
Intergovernmental	$ 2,888,818	$ 2,888,818	$ 2,590,749	$ (298,069)
Charges for services	92,300	92,300	93,363	1,063
Use of money and property	97,500	97,500	396,546	299,046
Miscellaneous	8,500	8,500	-	(8,500)
Total revenues	3,087,118	3,087,118	3,080,658	(6,460)
EXPENDITURES:				
Current:				
Community development	2,886,886	2,780,561	2,120,237	660,324
Total expenditures	2,986,886	2,780,561	2,120,237	660,324
REVENUES OVER (UNDER) EXPENDITURES	100,232	306,557	960,421	653,864
CHANGE IN FUND BALANCE	$ 100,232	$ 306,557	960,421	$ 653,864
FUND BALANCE:				
Beginning of year			7,504,946	
End of year			$ 8,465,367	

City of South Gate

Schedules of Revenues, Expenditures, and Changes in Fund Balance - Budget and Actual
Prop C Transit Special Revenue Fund
For the Year Ended June 30, 2025

	Budgeted Amounts		Actual	Variance with
	Original	Final	Amounts	Final Budget
REVENUES:				
Intergovernmental	$ 2,161,039	$ 2,161,039	$ 2,015,988	$ (145,051)
Use of money and property	75,000	75,000	273,926	198,926
Total revenues	2,236,039	2,236,039	2,289,914	53,875
EXPENDITURES:				
Current:				
Public works	594,002	644,002	231,282	412,720
Total expenditures	594,002	644,002	231,282	412,720
REVENUES OVER (UNDER) EXPENDITURES	1,642,037	1,592,037	2,058,632	466,595
OTHER FINANCING (USES):				
Transfers out	-	(5,393,983)	(3,488,900)	1,905,083
Total other financing (uses)	-	(5,393,983)	(3,488,900)	1,905,083
CHANGE IN FUND BALANCE	$ 1,642,037	$ (3,801,946)	(1,430,268)	$ 2,371,678
FUND BALANCE:				
Beginning of year			5,756,359	
End of year			$ 4,326,091	

City of South Gate

Schedules of Revenues, Expenditures, and Changes in Fund Balance - Budget and Actual

UDAG Special Revenue Fund

For the Year Ended June 30, 2025

	Budgeted Amounts		Actual Amounts	Variance with Final Budget
	Original	Final		
REVENUES:				
Use of money and property	$ 6,500	$ 6,500	$ 17,583	$ 11,083
Total revenues	6,500	6,500	17,583	11,083
EXPENDITURES:				
Current:				
Community development	30,000	30,000	-	30,000
Total expenditures	30,000	30,000	-	30,000
CHANGE IN FUND BALANCE	$ (23,500)	$ (23,500)	17,583	$ 41,083
FUND BALANCE:				
Beginning of year			431,470	
End of year			$ 449,053	

City of South Gate

Schedules of Revenues, Expenditures, and Changes in Fund Balance - Budget and Actual
Public Access Corporation Special Revenue Fund
For the Year Ended June 30, 2025

	Budgeted Amounts		Actual Amounts	Variance with Final Budget
	Original	Final		
REVENUES:				
Charges for services	$ 60,000	$ 60,000	$ 39,011	$ (20,989)
Use (loss) of money and property	500	500	4,048	3,548
Total revenues	60,500	60,500	43,059	(17,441)
EXPENDITURES:				
Current:				
General government	18,845	18,845	29,852	(11,007)
Total expenditures	18,845	18,845	29,852	(11,007)
CHANGE IN FUND BALANCE	$ 41,655	$ 41,655	13,207	$ (28,448)
FUND BALANCE:				
Beginning of year			104,375	
End of year			$ 117,582	

City of South Gate

Schedules of Revenues, Expenditures, and Changes in Fund Balance - Budget and Actual

Street Lighting & Landscaping Special Revenue Fund

For the Year Ended June 30, 2025

	Budgeted Amounts		Actual Amounts	Variance with Final Budget
	Original	Final		
REVENUES:				
Taxes	$ -	$ -	$ 2,003,582	$ 2,003,582
Total revenues	-	-	2,003,582	2,003,582
EXPENDITURES:				
Current:				
Public works	3,403,768	3,227,271	3,272,849	(45,578)
Debt service:				
Principal	-	-	76,364	(76,364)
Total expenditures	3,403,768	3,227,271	3,349,213	(121,942)
REVENUES OVER (UNDER) EXPENDITURES	(3,403,768)	(3,227,271)	(1,345,631)	1,881,640
OTHER FINANCING SOURCES (USES):				
Transfers in	-	-	1,208,164	1,208,164
Total other financing sources (uses)	-	-	1,208,164	1,208,164
CHANGE IN FUND BALANCE	$ (3,403,768)	$ (3,227,271)	(137,467)	$ 3,089,804
FUND BALANCE:				
Beginning of year			-	
End of year			$ (137,467)	

City of South Gate

Schedules of Revenues, Expenditures, and Changes in Fund Balance - Budget and Actual
Measure R Transit Special Revenue Fund
For the Year Ended June 30, 2025

	Budgeted Amounts		Actual	Variance with
	Original	Final	Amounts	Final Budget
REVENUES:				
Intergovernmental	$ 1,620,780	$ 1,620,780	$ 1,511,711	$ (109,069)
Use of money and property	16,000	16,000	143,813	127,813
Total revenues	1,636,780	1,636,780	1,655,524	18,744
EXPENDITURES:				
Current:				
Public works	1,543,771	2,234,725	1,196,575	1,038,150
Total expenditures	1,543,771	2,234,725	1,196,575	1,038,150
REVENUES OVER (UNDER) EXPENDITURES	93,009	(597,945)	458,949	1,056,894
OTHER FINANCING (USES):				
Transfers out	-	(857,956)	(437,074)	420,882
Total other financing (uses)	-	(857,956)	(437,074)	420,882
CHANGE IN FUND BALANCE	$ 93,009	$ (1,455,901)	21,875	$ 1,477,776
FUND BALANCE:				
Beginning of year			2,491,241	
End of year			$ 2,513,116	

City of South Gate

Schedules of Revenues, Expenditures, and Changes in Fund Balance - Budget and Actual
Road Repair & Accountability Act Special Revenue Fund
For the Year Ended June 30, 2025

	Budgeted Amounts		Actual	Variance with
	Original	Final	Amounts	Final Budget
REVENUES:				
Intergovernmental	$ 2,370,569	$ 2,370,569	$ 2,530,491	$ 159,922
Use of money and property	75,800	75,800	182,447	106,647
Total revenues	2,446,369	2,446,369	2,712,938	266,569
EXPENDITURES:				
Current:				
Public works	-	-	-	-
Total expenditures	-	-	-	-
REVENUES OVER (UNDER) EXPENDITURES	2,446,369	2,446,369	2,712,938	266,569
OTHER FINANCING (USES):				
Transfers out	-	(3,160,407)	(1,509,894)	1,650,513
Total other financing (uses)	-	(3,160,407)	(1,509,894)	1,650,513
CHANGE IN FUND BALANCE	$ 2,446,369	$ (714,038)	1,203,044	$ 1,917,082
FUND BALANCE:				
Beginning of year			3,318,131	
End of year			$ 4,521,175	

City of South Gate

Schedules of Revenues, Expenditures, and Changes in Fund Balance - Budget and Actual
Measure M Transit Special Revenue Fund
For the Year Ended June 30, 2025

	Budgeted Amounts		Actual Amounts	Variance with Final Budget
	Original	Final		
REVENUES:				
Intergovernmental	$ 1,836,884	$ 1,836,884	$ 1,712,719	$ (124,165)
Use of money and property	16,000	16,000	104,069	88,069
Total revenues	1,852,884	1,852,884	1,816,788	(36,096)
EXPENDITURES:				
Current:				
Public works	1,913,034	1,941,850	1,772,059	169,791
Total expenditures	1,913,034	1,941,850	1,772,059	169,791
REVENUES OVER (UNDER) EXPENDITURES	(60,150)	(88,966)	44,729	133,695
OTHER FINANCING (USES):				
Transfers out	-	(598,890)	(264,183)	334,707
Total other financing (uses)	-	(598,890)	(264,183)	334,707
CHANGE IN FUND BALANCE	$ (60,150)	$ (687,856)	(219,454)	$ 468,402
FUND BALANCE:				
Beginning of year			2,338,186	
End of year			$ 2,118,732	

City of South Gate

Schedules of Revenues, Expenditures, and Changes in Fund Balance - Budget and Actual

Park Enhancement Special Revenue Fund

For the Year Ended June 30, 2025

	Budgeted Amounts		Actual Amounts	Variance with Final Budget
	Original	Final		
REVENUES:				
Charges for services	$ 291,593	$ 291,593	$ 287,199	$ (4,394)
Use of money and property	16,000	16,000	65,737	49,737
Total revenues	307,593	307,593	352,936	45,343
EXPENDITURES:				
Current:				
Parks & recreation	103,958	103,958	33,622	70,336
Total expenditures	103,958	103,958	33,622	70,336
REVENUES OVER (UNDER) EXPENDITURES	203,635	203,635	319,314	115,679
OTHER FINANCING (USES):				
Transfers out	-	(868,560)	(9,907)	858,653
Total other financing (uses)	-	(868,560)	(9,907)	858,653
CHANGE IN FUND BALANCE	$ 203,635	$ (664,925)	309,407	$ 974,332
FUND BALANCE:				
Beginning of year			1,455,103	
End of year			$ 1,764,510	

City of South Gate

Schedules of Revenues, Expenditures, and Changes in Fund Balance - Budget and Actual

CASp Special Revenue Fund

For the Year Ended June 30, 2025

	Budgeted Amounts		Actual Amounts	Variance with Final Budget
	Original	Final		
REVENUES:				
Licenses and permits	$ 15,888	$ 15,888	$ 12,024	$ (3,864)
Use of money and property	1,100	1,100	4,383	3,283
Total revenues	16,988	16,988	16,407	(581)
CHANGE IN FUND BALANCE	$ 16,988	$ 16,988	16,407	$ (581)
FUND BALANCE:				
Beginning of year			107,878	
End of year			$ 124,285	

City of South Gate

Schedules of Revenues, Expenditures, and Changes in Fund Balance - Budget and Actual
Measure W Stormwater Special Revenue Fund
For the Year Ended June 30, 2025

	Budgeted Amounts		Actual	Variance with
	Original	Final	Amounts	Final Budget
REVENUES:				
Intergovernmental	$ 1,009,259	$ 1,009,259	$ 985,917	$ (23,342)
Use of money and property	17,700	17,700	30,371	12,671
Total revenues	1,026,959	1,026,959	1,016,288	(10,671)
EXPENDITURES:				
Current:				
Public works	-	-	519,746	(519,746)
Total expenditures	-	-	519,746	(519,746)
REVENUES OVER (UNDER) EXPENDITURES	1,026,959	1,026,959	496,542	(530,417)
OTHER FINANCING (USES):				
Transfers in	-	-	973,431	973,431
Transfers out	-	(299,625)	(171,818)	127,807
Total other financing (uses)	-	(299,625)	801,613	1,101,238
CHANGE IN FUND BALANCE	$ 1,026,959	$ 727,334	1,298,155	$ 570,821
Beginning of year			210,073	
End of year			$ 1,508,228	

City of South Gate

Schedules of Revenues, Expenditures, and Changes in Fund Balance - Budget and Actual
Used Oil Recycling Program Special Revenue Fund
For the Year Ended June 30, 2025

	Budgeted Amounts		Actual	Variance with
	Original	Final	Amounts	Final Budget
REVENUES:				
Intergovernmental	$ 14,400	$ 14,400	$ 13,216	$ (1,184)
Total revenues	14,400	14,400	13,216	(1,184)
EXPENDITURES:				
Current:				
Public works	-	-	27,006	(27,006)
Total expenditures	-	-	27,006	(27,006)
REVENUES OVER (UNDER) EXPENDITURES	14,400	14,400	(13,790)	(28,190)
OTHER FINANCING SOURCES (USES):				
Transfers in	-	-	12,967	(28,190)
Total other financing sources (uses)	-	-	12,967	12,967
CHANGE IN FUND BALANCE	$ 14,400	$ 14,400	(823)	$ (15,223)
FUND BALANCE:				
Beginning of year			(13,017)	
End of year			$ (13,840)	

City of South Gate

Schedules of Revenues, Expenditures, and Changes in Fund Balance - Budget and Actual
Beverage Container Recycling Program Special Revenue Fund
For the Year Ended June 30, 2025

	Budgeted Amounts		Actual	Variance with
	Original	Final	Amounts	Final Budget
REVENUES:				
Intergovernmental	$ 24,000	$ 24,000	$ 23,401	$ (599)
Use of money and property	500	500	1,708	1,208
Total revenues	24,500	24,500	25,109	609
EXPENDITURES:				
Current:				
Public works	-	-	29,809	(29,809)
Total expenditures	-	-	29,809	(29,809)
REVENUES OVER (UNDER) EXPENDITURES	24,500	24,500	(4,700)	(29,200)
CHANGE IN FUND BALANCE	$ 24,500	$ 24,500	(4,700)	$ (29,200)
FUND BALANCE:				
Beginning of year			43,322	
End of year			$ 38,622	

City of South Gate

Schedules of Revenues, Expenditures, and Changes in Fund Balance - Budget and Actual

Road Mitigation Program Special Revenue Fund

For the Year Ended June 30, 2025

	Budgeted Amounts		Actual	Variance with
	Original	Final	Amounts	Final Budget
REVENUES:				
Licenses and permits	$ 50,000	$ 50,000	$ -	$ (50,000)
Use of money and property	25,000	25,000	86,124	61,124
Total revenues	75,000	75,000	86,124	11,124
REVENUES OVER (UNDER) EXPENDITURES	75,000	75,000	86,124	11,124
OTHER FINANCING SOURCES (USES):				
Transfers out	-	(1,734,474)	(1,589,574)	144,900
Total other financing sources (uses)	-	(1,734,474)	(1,589,574)	144,900
CHANGE IN FUND BALANCE	$ 75,000	$ (1,659,474)	(1,503,450)	$ 156,024
FUND BALANCE:				
Beginning of year			1,801,015	
End of year			$ 297,565	

City of South Gate

Schedules of Revenues, Expenditures, and Changes in Fund Balance - Budget and Actual
Housing Authority - Development Projects Special Revenue Fund
For the Year Ended June 30, 2025

	Budgeted Amounts		Actual	Variance with
	Original	Final	Amounts	Final Budget
EXPENDITURES:				
Current:				
Community development	$ 173,033	$ 173,033	$ 16,093	$ 156,940
Total expenditures	173,033	173,033	16,093	156,940
REVENUES OVER (UNDER) EXPENDITURES	(173,033)	(173,033)	(16,093)	156,940
CHANGE IN FUND BALANCE	$ (173,033)	$ (173,033)	(16,093)	$ 156,940
FUND BALANCE:				
Beginning of year			(190,342)	
End of year			$ (206,435)	

City of South Gate

Schedules of Revenues, Expenditures, and Changes in Fund Balance - Budget and Actual
Permanent Local Housing Allocation Grant Special Revenue Fund
For the Year Ended June 30, 2025

	Budgeted Amounts		Actual	Variance with
	Original	Final	Amounts	Final Budget
EXPENDITURES:				
Current:				
Community development	74,400	74,400	4,465	69,935
Total expenditures	74,400	74,400	4,465	69,935
REVENUES OVER (UNDER) EXPENDITURES	(74,400)	(74,400)	(4,465)	69,935
OTHER FINANCING SOURCES (USES):				
Transfers in	-	-	26,337	26,337
Transfers out	(248,210)	(248,210)	-	248,210
Total other financing sources (uses)	(248,210)	(248,210)	26,337	274,547
CHANGE IN FUND BALANCE	$ (322,610)	$ (322,610)	21,872	$ 344,482
FUND BALANCE:				
Beginning of year			(22,636)	
End of year			$ (764)	

City of South Gate

Schedules of Revenues, Expenditures, and Changes in Fund Balance - Budget and Actual
Emergency Housing Voucher Special Revenue Fund
For the Year Ended June 30, 2025

	Budgeted Amounts		Actual	Variance with
	Original	Final	Amounts	Final Budget
REVENUES:				
Intergovernmental	$ 222,000	$ 222,000	$ 420,606	$ 198,606
Total revenues	222,000	222,000	420,606	198,606
EXPENDITURES:				
Current:				
Community development	200,000	200,000	397,032	(197,032)
Total expenditures	200,000	200,000	397,032	(197,032)
REVENUES OVER (UNDER) EXPENDITURES	22,000	22,000	23,574	1,574
CHANGE IN FUND BALANCE	$ 22,000	$ 22,000	23,574	$ 1,574
FUND BALANCE:				
Beginning of year			66,019	
End of year			$ 89,593	

City of South Gate

Schedules of Revenues, Expenditures, and Changes in Fund Balance - Budget and Actual
Integrated Waste Management Grant Special Revenue Fund
For the Year Ended June 30, 2025

	Budgeted Amounts		Actual	Variance with
	Original	Final	Amounts	Final Budget
REVENUES:				
Current:				
Intergovernmental	$ -	$ -	$ 314,389	$ 314,389
Use of money and property	-	-	11,204	11,204
Total revenues	-	-	325,593	325,593
REVENUES OVER (UNDER) EXPENDITURES	-	-	325,593	325,593
CHANGE IN FUND BALANCE	$ -	$ -	325,593	$ 325,593
FUND BALANCE:				
Beginning of year			317,350	
End of year			$ 642,943	

City of South Gate

Schedules of Revenues, Expenditures, and Changes in Fund Balance - Budget and Actual
SB 2 Grant Special Revenue Fund
For the Year Ended June 30, 2025

	Budgeted Amounts		Actual	Variance with
	Original	Final	Amounts	Final Budget
EXPENDITURES:				
Current:				
Community development	$ -	$ -	$ -	$ -
Total expenditures	-	-	-	-
REVENUES OVER (UNDER) EXPENDITURES	-	-	-	-
OTHER FINANCING SOURCES (USES):				
Transfers in	-	-	202,953	202,953
Total other financing sources (uses)	-	-	202,953	202,953
CHANGE IN FUND BALANCE	$ -	$ -	202,953	$ 202,953
FUND BALANCE:				
Beginning of year			(202,953)	
End of year			$ -	

City of South Gate

Schedules of Revenues, Expenditures, and Changes in Fund Balance - Budget and Actual
LEAP Grant Special Revenue Fund
For the Year Ended June 30, 2025

	Budgeted Amounts		Actual	Variance with
	Original	Final	Amounts	Final Budget
EXPENDITURES:				
Current:				
Community development	$ -	$ -	$ 69,286	$ (69,286)
Total expenditures	-	-	69,286	(69,286)
REVENUES OVER (UNDER) EXPENDITURES	-	-	(69,286)	(69,286)
CHANGE IN FUND BALANCE	$ -	$ -	(69,286)	$ (69,286)
FUND BALANCE:				
Beginning of year			(216,082)	
End of year			$ (285,368)	

City of South Gate

Schedules of Revenues, Expenditures, and Changes in Fund Balance - Budget and Actual

American Rescue Plan Act Fund

For the Year Ended June 30, 2025

	Budgeted Amounts		Actual	Variance with
	Original	Final	Amounts	Final Budget
REVENUES:				
Intergovernmental	$ -	$ -	$ 9,777,251	$ 9,777,251
Use of money and property	150,000	150,000	390,614	240,614
Total revenues	150,000	150,000	10,167,865	10,017,865
EXPENDITURES:				
Current:				
General government	5,670,000	7,834,554	9,282,548	(1,447,994)
Police	-	-	494,702	(494,702)
Total expenditures	5,670,000	7,834,554	9,777,250	(1,942,696)
REVENUES OVER (UNDER) EXPENDITURES	(5,520,000)	(7,684,554)	390,615	8,075,169
OTHER FINANCING SOURCES (USES):				
Transfers out	-	(4,856,583)	(1,168,527)	3,688,056
Total other financing sources (uses)	-	(4,856,583)	(1,168,527)	3,688,056
CHANGE IN FUND BALANCE	$ (5,520,000)	$ (12,541,137)	(777,912)	$ 11,763,225
FUND BALANCE:				
Beginning of year			913,192	
End of year			$ 135,280	

This page intentionally left blank.

INTERNAL SERVICE FUNDS

INTERNAL SERVICE FUNDS have been established to finance and account for goods and services provided by one City department to other City departments or agencies:

Insurance Fund - To administer the City's self-insured workers' compensation, health insurance and general liability programs. The fund collects premiums from departments and employees, records the related liability and makes benefit payments through outside settlement agents.

Information Systems Fund - To account for the operations and maintenance costs of the City's Enterprise Resource Planning (ERP) systems and hardware used by all City departments.

Fleet Management Fund - To account for the regular maintenance and repair of all City-owned vehicles and other pieces of equipment.

Capital Asset & Equipment Replacement Fund - To account for the funding and replacement of the City's capital assets.

Building & Infrastructure Maintenance Fund - To account for the funding and maintenance of the City's buildings and infrastructure.

City of South Gate
Combining Statement of Net Position
Internal Service Funds
June 30, 2025

	Insurance	Information Systems	Fleet Management	Capital Asset & Equipment Replacement
ASSETS				
Current assets:				
Cash and investments	$ 8,991,729	$ 2,110,911	$ 1,295,619	$ 5,266,532
Accounts receivable	6,428	-	-	-
Accrued interest	21,452	5,908	3,980	23,424
Total current assets	9,019,609	2,116,819	1,299,599	5,289,956
Noncurrent assets:				
Capital assets:				
Depreciable assets, net of accumulated depreciation	-	1,151,783	646,935	2,062,877
Total capital assets, net	-	1,151,783	646,935	2,062,877
Total assets	9,019,609	3,268,602	1,946,534	7,352,833
DEFERRED OUTFLOWS OF RESOURCES				
Deferred outflows of resources related to pensions	104,146	145,689	238,390	-
Deferred outflows of resources related to OPEB	56,845	118,743	194,521	-
Total deferred outflows of resources	160,991	264,432	432,911	-
LIABILITIES				
Current liabilities:				
Accounts payable	15,948	325,699	60,299	70,396
Interest payable	-	2,407	898	6,414
Due to other funds	-	-	-	-
Compensated absences, due within one year	1,730	4,342	4,091	-
Claims and judgments, due within one year	2,234,729	-	-	-
Long-term debt, due within one year	-	178,285	20,148	54,979
Total OPEB liability, due within one year	7,362	15,314	24,989	-
Total current liabilities	2,259,769	526,047	110,425	131,789
Noncurrent liabilities:				
Long-term debt, due in more than one year	-	5,029	24,892	122,188
Compensated absences, due in more than one year	18,779	47,130	44,414	-
Claims and judgments, due in more than one year	15,398,394	-	-	-
Net pension liability	409,475	572,808	937,280	-
Total OPEB liability, due in more than one year	166,614	346,583	565,545	-
Total noncurrent liabilities	15,993,262	971,550	1,572,131	122,188
Total liabilities	18,253,031	1,497,597	1,682,556	253,977
DEFERRED INFLOWS OF RESOURCES				
Deferred inflows of resources related to pensions	9,618	13,455	22,017	-
Deferred inflows of resources related to OPEB	62,831	130,185	211,649	-
Total deferred inflows of resources	72,449	143,640	233,666	-
NET POSITION				
Net investment in capital assets	-	968,469	601,895	1,885,710
Unrestricted (deficit)	(9,144,880)	923,328	(138,672)	5,213,146
Total net position	$ (9,144,880)	$ 1,891,797	$ 463,223	$ 7,098,856

City of South Gate
Combining Statement of Net Position (Continued)
Internal Service Funds
June 30, 2025

	Building & Infrastructure Maintenance	Total
ASSETS		
Current assets:		
Cash and investments	$ 3,000,000	$ 20,664,791
Accounts receivable	-	6,428
Accrued interest	-	54,764
Total current assets	3,000,000	20,725,983
Noncurrent assets:		
Capital assets:		
Depreciable assets, net of accumulated depreciation	649,008	4,510,603
Total capital assets, net	649,008	4,510,603
Total assets	3,649,008	25,236,586
DEFERRED OUTFLOWS OF RESOURCES		
Deferred outflows of resources related to pension plan	-	488,225
Deferred outflows of resources related to OPEB	-	370,109
Total deferred outflows of resources	-	858,334
LIABILITIES		
Current liabilities:		
Accounts payable	25,925	498,267
Accrued liabilities	-	9,719
Due to other funds	539,435	539,435
Compensated absences, due within one year	-	10,163
Claims and judgments, due within one year	-	2,234,729
Long-term debt, due within one year	-	253,412
Total OPEB liability, due within one year	-	47,665
Total current liabilities	565,360	3,593,390
Noncurrent liabilities:		
Long-term debt, due in more than one year	-	152,109
Compensated absences, due in more than one year	-	110,323
Claims and judgments, due in more than one year	-	15,398,394
Net pension liability	-	1,919,563
Total OPEB liability, due in more than one year	-	1,078,742
Total noncurrent liabilities	-	18,659,131
Total liabilities	565,360	22,252,521
DEFERRED INFLOWS OF RESOURCES		
Deferred inflows of resources related to pensions	-	45,090
Deferred inflows of resources related to OPEB	-	404,665
Total deferred inflows of resources	-	449,755
NET POSITION		
Net investment in capital assets	649,008	4,105,082
Unrestricted (deficit)	2,434,640	(712,438)
Total net position	$ 3,083,648	$ 3,392,644

City of South Gate
Combining Statement of Revenues, Expenses, and Changes in Net Position
Internal Service Funds
For the Year Ended June 30, 2025

	Insurance	Information Systems	Fleet Management	Capital Asset & Equipment Replacement
OPERATING REVENUES:				
Interdepartmental charges	$ 8,597,593	$ 1,964,212	$ 1,989,035	$ 581,324
Total operating revenues	8,597,593	1,964,212	1,989,035	581,324
OPERATING EXPENSES:				
Personnel services	393,289	708,560	940,353	-
Utilities	-	14,582	-	-
Contractual services	159,039	241,782	157,266	-
Administrative services	88,169	180,725	172,490	-
Repair and maintenance	-	270,317	21,290	17,674
Supplies	2,023	13,782	831,554	-
Insurance	6,210,611	-	-	-
Claim expense	5,434,557	-	-	-
Depreciation expense	-	365,860	50,987	297,680
Total operating expenses	12,287,688	1,795,608	2,173,940	315,354
Operating income (loss)	(3,690,095)	168,604	(184,905)	265,970
NONOPERATING REVENUES:				
Interest expense	-	(7,731)	(3,630)	(14,683)
Interest income (loss)	186,675	44,479	45,438	208,252
Total nonoperating revenues	186,675	36,748	41,808	193,569
INCOME (LOSS) BEFORE TRANSFERS	(3,503,420)	205,352	(143,097)	459,539
TRANSFERS:				
Transfers in	-	-	-	-
Transfers out	-	-	-	-
Total transfers	-	-	-	-
Changes in net position	(3,503,420)	205,352	(143,097)	459,539
NET POSITION:				
Beginning of year, as previously reported	(5,642,915)	1,693,927	620,346	6,639,317
Change in accounting principle (GASB 101)	1,455	(7,482)	(14,026)	-
Beginning of year, as restated	(5,641,460)	1,686,445	606,320	6,639,317
End of year	$ (9,144,880)	$ 1,891,797	$ 463,223	$ 7,098,856

City of South Gate
Combining Statement of Revenues, Expenses, and Changes in Net Position (Continued)
Internal Service Funds
For the Year Ended June 30, 2025

	Building & Infrastructure Maintenance	Total
OPERATING REVENUES:		
Interdepartmental charges	$ 167,400	$ 13,299,564
Total operating revenues	167,400	13,299,564
OPERATING EXPENSES:		
Personnel services	-	2,042,202
Utilities	-	14,582
Contractual services	-	558,087
Administrative services	-	441,384
Repair and maintenance	423,124	732,405
Supplies	-	847,359
Insurance	-	6,210,611
Claim expense	-	5,434,557
Depreciation expense	108,892	823,419
Total operating expenses	532,016	17,104,606
Operating income (loss)	(364,616)	(3,805,042)
NONOPERATING REVENUES:		
Interest expense	-	(26,044)
Interest income (loss)	-	484,844
Total nonoperating revenues	-	458,800
INCOME (LOSS) BEFORE TRANSFERS	(364,616)	(3,346,242)
TRANSFERS:		
Transfers in	3,234,898	3,234,898
Transfers out	(11,783)	(11,783)
Total transfers	3,223,115	3,223,115
Changes in net position	2,858,499	(123,127)
NET POSITION:		
Beginning of year, as previously reported	225,149	3,535,824
Change in accounting principle (GASB 101)	-	(20,053)
Beginning of year, as restated	225,149	3,515,771
End of year	$ 3,083,648	$ 3,392,644

City of South Gate
Combining Statement of Cash Flows
Internal Service Funds
For the Year Ended June 30, 2025

	Insurance	Information Systems	Fleet Management	Capital Asset & Equipment Replacement
CASH FLOWS FROM OPERATING ACTIVITIES:				
Cash received from interfund service provided	$ 8,592,554	$ 1,964,212	$1,989,944	$ 581,324
Cash paid to suppliers for goods and services	(243,335)	(601,123)	(1,103,172)	(17,674)
Cash paid to employees for services	(456,957)	(505,198)	(991,357)	-
Cash paid for insurance premium and claims	(7,691,481)	-	-	-
Net cash provided by (used in) operating activities	200,781	857,891	(104,585)	563,650
CASH FLOWS FROM CAPITAL AND RELATED FINANCING ACTIVITIES:				
Principal paid on long-term debt	-	(193,804)	-	(51,268)
Interest paid on long-term debt	-	(7,731)	(4,370)	(16,538)
Acquisition and construction of capital assets	-	-	(207,117)	(472,431)
Net cash (used in) capital and related financing activities	-	(201,535)	(211,487)	(540,237)
CASH FLOWS FROM INVESTING ACTIVITIES:				
Investment income (loss)	195,519	43,223	50,529	214,260
Net cash provided by (used in) investing activities	195,519	43,223	50,529	214,260
CASH FLOWS FROM NONCAPITAL FINANCING ACTIVITIES:				
Cash received from other funds	-	-	-	-
Cash paid to other funds	-	-	-	-
Net cash (used in) noncapital financing activities	-	-	-	-
Net change in cash and cash equivalents	396,300	699,579	(265,543)	237,673
CASH AND CASH EQUIVALENTS:				
Beginning of year	8,595,429	1,411,332	1,561,162	5,028,859
End of year	$ 8,991,729	$ 2,110,911	$ 1,295,619	$ 5,266,532

(Continued)

City of South Gate
Combining Statement of Cash Flows (Continued)
Internal Service Funds
For the Year Ended June 30, 2025

	Building & Infrastructure Maintenance	Total
CASH FLOWS FROM OPERATING ACTIVITIES:		
Cash received from interfund service provided	$ 167,401	$13,295,435
Cash paid to suppliers for goods and services	(575,178)	(2,540,482)
Cash paid to employees for services	-	(1,953,512)
Cash paid for insurance premium and claims	-	(7,691,481)
Net cash provided by (used in) operating activities	(407,777)	1,109,960
CASH FLOWS FROM CAPITAL AND RELATED FINANCING ACTIVITIES:		
Principal paid on long-term debt	-	(245,072)
Interest paid on long-term debt	-	(28,639)
Acquisition and construction of capital assets	(9,427)	(688,975)
Net cash (used in) capital and related financing activities	(9,427)	(962,686)
CASH FLOWS FROM INVESTING ACTIVITIES:		
Investment income (loss)	-	503,531
Net cash provided by (used in) investing activities	-	503,531
CASH FLOWS FROM NONCAPITAL FINANCING ACTIVITIES:		
Cash received from other funds	3,428,987	3,428,987
Cash paid to other funds	(11,783)	(11,783)
Net cash (used in) noncapital financing activities	3,417,204	3,417,204
Net change in cash and cash equivalents	3,000,000	4,068,009
CASH AND CASH EQUIVALENTS:		
Beginning of year	-	16,596,782
End of year	$3,000,000	$ 20,664,791

(Continued)

City of South Gate
Combining Statement of Cash Flows (Continued)
Internal Service Funds
For the Year Ended June 30, 2025

	Insurance	Information Systems	Fleet Management	Capital Asset & Equipment Replacement
RECONCILIATION OF OPERATING INCOME (LOSS) TO NET CASH PROVIDED BY (USED IN) OPERATING ACTIVITIES:				
Operating income (loss)	$ (3,690,095)	$ 168,604	$ (184,905)	$ 265,971
Adjustments to reconcile operating income (loss) to net cash provided by (used in) operating activities:				
Depreciation	-	365,860	50,987	297,679
(Increase) decrease in accounts receivable	(5,039)	-	909	-
(Increase) decrease in deferred outflows of resources related to pensions	26,749	7,015	46,679	-
(Increase) decrease in deferred outflows of resources related to other postemployment benefits	14,861	(16,306)	25,006	-
Increase (decrease) in accounts payable	(82,273)	120,065	(93,062)	-
Increase (decrease) in accrued liabilities	-	(2,345)	-	-
Increase (decrease) in compensated absences	4,073	(2,486)	(5,373)	-
Increase (decrease) in claims and judgments	3,953,687	-	-	-
Increase (decrease) in net pension liability	34,632	135,508	120,932	-
Increase (decrease) in net OPEB liability	(17,259)	88,705	9,978	-
Increase (decrease) in deferred inflows of resources related to pensions	(21,718)	(23,102)	(46,228)	-
Increase (decrease) in deferred inflows of resources related to other postemployment benefits	(16,837)	16,373	(29,508)	-
Total adjustments	3,890,876	689,287	80,320	297,679
Net cash provided by (used in) operating activities	$ 200,781	$ 857,891	$ (104,585)	$ 563,650

(Continued)

City of South Gate
Combining Statement of Cash Flows (Continued)
Internal Service Funds
For the Year Ended June 30, 2025

	Building & Infrastructure Maintenance	Total
RECONCILIATION OF OPERATING INCOME (LOSS) TO NET CASH PROVIDED BY (USED IN) OPERATING ACTIVITIES:		
Operating income (loss)	$ (364,616)	$ (3,805,041)
Adjustments to reconcile operating income (loss) to net cash provided by (used in) operating activities:		
Depreciation	108,893	823,419
(Increase) decrease in accounts receivable	-	(4,130)
(Increase) decrease in deferred outflows of resources related to pensions	-	80,443
(Increase) decrease in deferred outflows of resources related to other postemployment benefits	-	23,561
Increase (decrease) in accounts payable	(152,054)	(207,324)
Increase (decrease) in accrued liabilities	-	(2,345)
Increase (decrease) in compensated absences	-	(3,786)
Increase (decrease) in claims and judgments	-	3,953,687
Increase (decrease) in net pension liability	-	291,072
Increase (decrease) in net OPEB liability	-	81,424
Increase (decrease) in deferred inflows of resources related to pensions	-	(91,048)
Increase (decrease) in deferred inflows of resources related to other postemployment benefits	-	(29,972)
Total adjustments	(43,161)	4,915,001
Net cash provided by (used in) operating activities	$ (407,777)	$ 1,109,960

(Concluded)

This page intentionally left blank.

CUSTODIAL FUNDS

CUSTODIAL FUNDS accounts for assets held by the City as an agent for individuals, private organizations, other governments and/or other funds. Cash resources are collected, held for a brief period and then distributed to the proper recipients. The City has a fiduciary responsibility for the assets, which it does not own. The following funds are classified as an custodial fund in the financial statements:

Tweedy P & BIA Fund - This fund is funded for several eligible events and activities under the Tweedy Parking and Business Improvement District (BID). To raise funds, each business in the District area will pay an assessment along with the City Business License. Assessments charged to each business will vary depending on the gross income reported on their License application/renewal. Decision regarding use of the BID funds are made by an Advisory Board appointed by the City Council.

Special Deposits Fund - This fund is used to account for deposits placed with the City for future services and trust funds awaiting remittance to relevant service providers.

City of South Gate
Combining Statement of Fiduciary Net Position
Custodial Funds
June 30, 2025

	Tweedy P & BIA	Special Deposits	Total
ASSETS			
Cash and investments	$ 28,458	$ 1,092,487	$ 1,120,945
Accounts receivable	52	77	129
Total assets	28,510	1,092,564	1,121,074
LIABILITIES			
Accounts payable	-	744	744
Total liabilities	-	744	744
NET POSITION			
Restricted for:			
Individuals, organizations, and other governments	$ 28,510	$ 1,091,820	$ 1,120,330

City of South Gate
Statement of Changes in Fiduciary Net Position
Fiduciary Funds - Custodial Funds
For the Year Ended June 30, 2025

	Tweedy P & BIA	Special Deposits	Total
ADDITIONS:			
Use of money and property	$ 468	$ -	$ 468
Membership assessment	21,386	93,975	115,361
Total additions	21,854	93,975	115,829
DEDUCTIONS:			
Operational expenses	10,637	141,048	151,685
Total deductions	10,637	141,048	151,685
Changes in Net Position	11,217	(47,073)	(35,856)
NET POSITION:			
Beginning of year	17,293	1,138,893	1,156,186
End of year	$ 28,510	$ 1,091,820	$ 1,120,330

See accompanying Notes to the Basic Financial Statements.

This page intentionally left blank.

STATISTICAL SECTION (UNAUDITED)

City of South Gate
Statistical Section
Overview (Unaudited)

This part of the City of South Gate's Annual Comprehensive Financial Report presents detailed information as a context for understanding what the information in the financial statements, note disclosures and required supplementary information says about the agency's overall financial health.

Contents | Page

Financial Trends 182-195

These schedules contain trends data to help the reader understand how the government's financial performance and wellbeing have changed over time.

Revenue Capacity 196-203

These schedules contain information to help the reader assess one of the government's most significant local revenue source - property tax.

Debt Capacity 204-208

These schedules present information to help the reader assess the affordability of the government's current levels of outstanding debt and the government's ability to issue additional debt in the future.

Demographic and Economic Information 209

This schedule offers demographic and economic indicators to help the reader understand the environment within which the government's financial activities take place.

Operating Information 210-214

These schedules contain service and infrastructure data to help the reader understand how the information in the government's financial report relates to the services the government provides and the activities it performs.

City of South Gate
Net Position by Component
Last Ten Fiscal Years
(accrual basis of accounting)
(amounts expressed in thousands)

	2016	2017	2018	2019	2020
Governmental Activities					
Net Investment in capital assets	$ 228,683	$ 214,310	$ 233,267	$ 237,924	$ 235,345
Restricted	29,778	32,432	34,187	34,130	38,447
Unrestricted	(40,323)	(22,504)	(72,433)	(70,880)	(56,382)
Total governmental activities net position	$ 218,138	$ 224,238	$ 195,021	$ 201,174	$ 217,410
Business-type activities					
Net Investment in capital assets	$ 352	$ 17,879	$ 19,086	$ 19,213	$ 18,944
Restricted	2,002	2,169	1,888	1,974	831
Unrestricted	20,588	11,024	16,523	22,031	10,984
Total business-type activities net position	$ 22,942	$ 31,072	$ 37,497	$ 43,218	$ 30,759
Primary government					
Net Investment in capital assets	$ 229,035	$ 232,189	$ 252,353	$ 257,137	$ 254,289
Restricted	31,780	34,601	36,075	36,104	39,278
Unrestricted	(19,735)	(11,480)	(55,910)	(48,849)	(45,398)
Total primary government net position	$ 241,080	$ 255,310	$ 232,518	$ 244,392	$ 248,169

Source: The information is derived from the City's financial statements.

City of South Gate
Net Position by Component (Continued)
Last Ten Fiscal Years
(accrual basis of accounting)
(amounts expressed in thousands)

	2021	2022	2023	2024	2025
Governmental Activities					
Net Investment in capital assets	$ 239,644	$ 239,102	$ 249,431	$ 271,688	$ 292,377
Restricted	61,928	49,312	61,752	56,246	43,786
Unrestricted	(64,212)	(81,468)	(80,758)	(84,779)	(79,436)
Total governmental activities net position	$ 237,360	$ 206,946	$ 230,425	$ 243,155	$ 256,727
Business-type activities					
Net Investment in capital assets	$ 20,712	$ 22,812	$ 22,936	$ 32,690	$ 36,400
Restricted	846	-	-	-	-
Unrestricted	14,717	38,301	38,700	33,359	30,981
Total business-type activities net position	$ 36,275	$ 61,113	$ 61,636	$ 66,049	$ 67,381
Primary government					
Net Investment in capital assets	$ 260,356	$ 261,914	$ 272,367	$ 304,378	$ 328,777
Restricted	62,774	49,312	61,752	56,246	43,786
Unrestricted	(49,495)	(43,167)	(42,058)	(51,420)	(48,455)
Total primary government net position	$ 273,635	$ 268,059	$ 292,061	$ 309,204	$ 324,108

Source: The information is derived from the City's financial statements.

CITY OF SOUTH GATE
CHANGES IN NET POSITION
LAST TEN FISCAL YEARS
(accrual basis of accounting)
(amounts expressed in thousands)

Expenses	**2016**	**2017**	**2018**	**2019**	**2020**
Governmental activities:					
General government	$ 6,312	$ 6,847	$ 8,663	$ 7,568	$ 7,239
Police	22,507	27,043	31,154	27,451	32,658
Community development	10,939	10,987	12,533	11,033	11,681
Parks and recreation	6,951	7,544	10,115	8,495	8,762
Public works	16,794	18,513	21,475	18,882	18,790
Interest expense	1,122	1,310	911	797	533
Total governmental activities expenses	64,625	72,244	84,851	74,226	79,663
Business-type activities:					
Water	12,956	12,516	14,033	13,733	15,171
Sewer	1,672	1,767	1,740	1,481	1,330
Refuse	3,493	3,715	3,810	3,941	4,043
Total business-type activities expenses	18,121	17,998	19,583	19,155	20,544
Total primary government expenses	$ 82,746	$ 90,242	$ 104,434	$ 93,381	$ 100,207

Source: The information is derived from the City's financial statements.

CITY OF SOUTH GATE
CHANGES IN NET POSITION (Continued)
LAST TEN FISCAL YEARS
(accrual basis of accounting)
(amounts expressed in thousands)

Program Revenues	**2016**	**2017**	**2018**	**2019**	**2020**
Governmental activities:					
Charges for service:					
General government	$ 3,037	$ 2,949	$ 2,900	$ 3,104	$ 2,945
Police	3,844	4,189	1,837	2,160	2,052
Community development	2,684	3,619	1,619	1,671	1,739
Parks and recreation	966	1,106	1,274	1,394	1,029
Public works	1,146	1,456	1,283	1,269	1,584
Operating grants and contributions	14,756	14,090	11,846	16,278	19,486
Capital grants and contributions	7,148	8,221	8,748	8,496	5,370
Total governmental activities program revenues	33,581	35,630	29,507	34,372	34,205
Business-type activities:					
Charges for service:					
Water	20,524	19,720	20,772	19,899	19,859
Sewer	1,346	1,340	1,350	1,298	1,258
Refuse	3,717	3,738	3,856	3,955	4,080
Operating grants and contributions	71	35	37	69	48
Total business-type activities program revenues	25,658	24,833	26,015	25,221	25,245
Total primary government program revenues	$ 59,239	$ 60,463	$ 55,522	$ 59,593	$ 59,450
Net (expense)/revenue					
Governmental activities	$ (31,044)	$ (36,614)	$ (55,344)	$ (39,854)	$ (45,458)
Business-type activities	7,537	6,835	6,432	6,066	4,701
Total primary government net expense	$ (23,507)	$ (29,779)	$ (48,912)	$ (33,788)	$ (40,757)

Source: The information is derived from the City's financial statements.

CITY OF SOUTH GATE
CHANGES IN NET POSITION (Continued)
LAST TEN FISCAL YEARS
(accrual basis of accounting)
(amounts expressed in thousands)

General Revenues and Other Changes in Position	**2016**	**2017**	**2018**	**2019**	**2020**
Governmental activities:					
Taxes					
Property taxes	$ 11,712	$ 12,131	$ 14,907	$ 15,358	$ 14,079
Transient occupancy taxes	350	390	420	450	412
Sales taxes	21,838	20,623	21,121	22,561	21,162
Franchise taxes	2,420	2,454	2,708	2,688	2,744
Other taxes	2,073	2,216	2,051	2,118	1,990
Investment income	2,412	1,539	1,356	2,532	1,575
Motor vehicle in-lieu	39	45	52	47	76
Miscellaneous	1,237	576	5,800	240	1,064
Transfers	(1,066)	(1,294)	6	12	287
Total governmental activities	41,015	38,680	48,421	46,006	43,389
Business-type activities:					
Investment income	-	-	-	-	-
Transfers	1,066	1,294	(6)	(12)	(287)
Total business-type activities	1,066	1,294	(6)	(12)	(287)
Total primary government	$ 42,081	$ 39,974	$ 48,415	$ 45,994	$ 43,102
Change in Net Position					
Governmental activities	$ 9,972	$ 2,065	$ (6,922)	$ 6,153	$ (2,070)
Business-type activities	8,603	8,130	6,425	6,218	5,681
Total primary government	$ 18,575	$ 10,195	$ (497)	$ 12,371	$ 3,611

Source: The information is derived from the City's financial statements.

CITY OF SOUTH GATE
CHANGES IN NET POSITION (Continued)
LAST TEN FISCAL YEARS
(accrual basis of accounting)
(amounts expressed in thousands)

Expenses	2021	2022	2023	2024	2025
Governmental activities:					
General government	$ 7,647	$ 7,578	$ 15,387	$ 17,482	$ 19,059
Police	34,519	34,487	23,419	44,055	36,969
Community development	13,738	11,374	11,686	13,311	15,754
Parks and recreation	8,526	8,775	11,068	12,027	12,357
Public works	22,509	19,189	20,221	15,329	22,364
Interest expense	703	650	578	522	414
Total governmental activities expenses	87,642	82,053	82,359	102,726	106,917
Business-type activities:					
Water	14,001	15,071	15,693	15,024	19,011
Sewer	1,224	1,751	1,530	1,781	2,402
Refuse	4,163	4,324	2,571	494	352
Total business-type activities expenses	19,388	21,146	19,794	17,299	21,765
Total primary government expenses	$ 107,030	$ 103,199	$ 102,153	$ 120,025	$ 128,682

Source: The information is derived from the City's financial statements.

CITY OF SOUTH GATE
CHANGES IN NET POSITION (Continued)
LAST TEN FISCAL YEARS
(accrual basis of accounting)
(amounts expressed in thousands)

Program Revenues	2021	2022	2023	2024	2025
Governmental activities:					
Charges for service:					
General government	$ 2,676	$ 1,965	$ 2,434	$ 2,255	$ 1,439
Police	1,580	1,607	2,081	2,070	1,971
Community development	1,569	2,002	1,992	1,995	11
Parks and recreation	328	1,160	1,533	1,750	2,067
Public works	3,597	1,703	2,244	1,787	4,360
Operating grants and contributions	28,487	33,778	32,332	30,181	35,218
Capital grants and contributions	24,999	10,387	4,554	13,079	17,386
Total governmental activities program revenues	63,236	52,602	47,170	53,117	62,452
Business-type activities:					
Charges for service:					
Water	19,398	19,565	17,577	19,342	20,290
Sewer	1,289	1,272	1,127	1,307	2,321
Refuse	4,207	4,347	2,382	(80)	109
Operating grants and contributions	11	137	-	261	-
Total business-type activities program revenues	24,905	25,321	21,086	20,830	22,720
Total primary government program revenues	$ 88,141	$ 77,923	$ 68,256	$ 73,947	$ 85,172
Net (expense)/revenue					
Governmental activities	$ (24,406)	$ (29,451)	$ (35,189)	$ (49,609)	$ (44,465)
Business-type activities	5,517	4,175	1,292	3,531	955
Total primary government net expense	$ (18,889)	$ (25,276)	$ (33,897)	$ (46,078)	$ (43,510)

Source: The information is derived from the City's financial statements.

CITY OF SOUTH GATE
CHANGES IN NET POSITION (Continued)
LAST TEN FISCAL YEARS
(accrual basis of accounting)
(amounts expressed in thousands)

General Revenues and Other Changes in Position	2021	2022	2023	2024	2025
Governmental activities:					
Taxes					
Property taxes	$ 15,082	$ 15,462	$ 16,575	$ 17,497	$ 18,486
Transient occupancy taxes	474	557	609	565	607
Sales taxes	25,106	27,689	28,980	28,409	27,330
Franchise taxes	2,732	2,847	3,117	3,392	3,360
Other taxes	2,206	2,215	2,017	2,019	1,631
Investment income	226	(2,243)	759	4,701	3,699
Motor vehicle in-lieu	71	112	-	-	-
Miscellaneous	571	858	5,155	4,435	2,847
Transfers	2	(21,986)	1,336	1,320	1,412
Total governmental activities	46,470	25,511	58,548	62,338	59,372
Business-type activities:					
Investment income	62	(1,324)	567	2,202	1,805
Transfers	(2)	21,986	(1,336)	(1,320)	(1,412)
Total business-type activities	60	20,662	(769)	882	393
Total primary government	$ 46,530	$ 46,173	$ 57,779	$ 63,220	$ 59,765
Change in Net Position					
Governmental activities	$ 22,064	$ (3,940)	$ 23,359	$ 12,729	$ 14,907
Business-type activities	5,578	24,837	523	4,413	1,348
Total primary government	$ 27,642	$ 20,897	$ 23,882	$ 17,142	$ 16,255

Source: The information is derived from the City's financial statements.

CITY OF SOUTH GATE
FUND BALANCES OF GOVERNMENTAL FUNDS
LAST TEN FISCAL YEARS
(accrual basis of accounting)
(amounts expressed in thousands)

	2016	2017	2018	2019	2020
General fund					
Reserved	$ -	$ -	$ -	$ -	$ -
Nonspendable	11,705	9,522	8,069	7,055	23,997
Restricted	280	224	230	281	172
Committed	16,000	15,929	19,870	19,870	19,870
Assigned	3,572	3,724	3,503	3,482	3,482
Unassigned	14,570	18,343	11,562	14,545	10,535
Total general fund	$ 46,127	$ 47,742	$ 43,234	$ 45,233	$ 58,056
All other governmental funds					
Reserved	$ -	$ -	$ -	$ -	$ -
Nonspendable	1	400	-	-	32
Restricted					
Restricted, reported in:					
Special Revenue funds	21,168	21,227	22,831	22,828	28,058
Capital Projects funds	128	2	2	2	2
Low and moderate housing activities	8,799	10,980	11,125	11,019	10,867
Committed					
Capital Project funds	558	558	4,055	4,055	4,056
Unassigned					
Unassigned, reported in:					
Special Revenue funds	(5,401)	(3,672)	(3,437)	(3,139)	(4,384)
Capital Projects funds	-	-	-	39	-
Debt Service funds	(26)	(26)	-	-	-
Total all other governmental funds	$ 25,227	$ 29,469	$ 34,576	$ 34,804	$ 38,631

Source: The information is derived from the City's financial statements.

CITY OF SOUTH GATE
FUND BALANCES OF GOVERNMENTAL FUNDS (Continued)
LAST TEN FISCAL YEARS
(accrual basis of accounting)
(amounts expressed in thousands)

	2021	2022	2023	2024	2025
General fund					
Reserved	$ -	$ -	$ -	$ -	$ -
Nonspendable	24,009	2,076	2,213	2,035	2,060
Restricted	282	450	313	285	-
Committed	19,870	9,000	20,730	20,730	20,730
Assigned	3,482	3,482	4,852	4,852	4,852
Unassigned	12,722	24,396	9,436	9,701	9,413
Total general fund	$ 60,365	$ 39,404	$ 37,544	$ 37,603	$ 37,055
All other governmental funds					
Reserved	$ -	$ -	$ -	$ -	$ -
Nonspendable	32	35	54	-	-
Restricted					
Restricted, reported in:					
Special Revenue funds	49,465	40,191	45,101	39,332	40,083
Capital Projects funds	2	2	2	2	-
Low and moderate housing activities	10,874	4,231	3,682	3,687	3,586
Committed					
Capital Project funds	3,711	3,507	3,210	3,029	848
Unassigned					
Unassigned, reported in:					
Special Revenue funds	(3,741)	(5,343)	(12,270)	(11,956)	(13,898)
Capital Projects funds	-	1,470	1,470	-	-
Debt Service funds	-	-	-	-	-
Total all other governmental funds	$ 60,343	$ 44,093	$ 41,249	$ 34,094	$ 30,619

Source: The information is derived from the City's financial statements.

CITY OF SOUTH GATE
CHANGES IN FUND BALANCES OF GOVERNMENTAL FUNDS
LAST TEN FISCAL YEARS
(modified accrual basis of accounting)
(amounts expressed in thousands)

	2016	2017	2018	2019	2020
Revenues					
Taxes	$ 39,966	$ 39,925	$ 41,207	$ 43,175	$ 42,377
Licenses and permits	1,557	1,482	1,464	1,371	2,001
Intergovernmental	20,009	27,090	21,660	25,274	22,577
Charges for service	3,365	3,227	3,451	3,699	2,785
Investment income	2,226	1,204	1,356	2,531	2,033
Fines and forfeitures	1,249	1,183	1,125	1,443	1,502
Rental income	-	-	-	-	-
Other	3,943	3,635	8,672	3,325	4,256
Total revenues	72,315	77,746	78,935	80,818	77,531
Expenditures					
General government	6,369	6,545	6,686	6,882	7,007
Police	22,863	24,131	25,252	26,539	29,449
Community development	10,893	10,766	10,880	11,143	11,537
Parks and recreation	6,027	6,429	7,148	7,510	7,956
Public works	8,405	9,276	10,089	10,104	10,753
Capital Outlay	12,912	12,891	9,689	14,696	7,017
Debt service:					
Principal	1,823	1,725	1,749	1,575	1,813
Interest and fees	1,109	1,028	946	862	774
Total expenditures	70,401	72,791	72,439	79,311	76,306
Excess of revenues over (under) expenditures	$ 1,914	$ 4,955	$ 6,496	$ 1,507	$ 1,225

Source: The information is derived from the City's financial statements.

CITY OF SOUTH GATE
CHANGES IN FUND BALANCES OF GOVERNMENTAL FUNDS
LAST TEN FISCAL YEARS
(modified accrual basis of accounting)
(amounts expressed in thousands)

	2016	2017	2018	2019	2020
Other financing sources (uses)					
Transfers in	$ 14,968	$ 11,212	$ 13,237	$ 13,533	$ 6,680
Transfers out	(16,034)	(12,345)	(19,134)	(13,254)	(6,393)
Issuance of leases	-	-	-	-	-
Debt issued	882	-	-	-	-
Issuance of financing agreements	-	-	-	441	-
Total other financing sources (uses)	(184)	(1,133)	(5,897)	720	287
Net change in fund balances	$ 1,730	$ 3,822	$ 599	$ 720	$ 1,512
Debt service as a percentage of noncapital expenditures	5.1%	4.6%	4.3%	3.8%	3.7%

Source: The information is derived from the City's financial statements.

CITY OF SOUTH GATE
CHANGES IN FUND BALANCES OF GOVERNMENTAL FUNDS (Continued)
LAST TEN FISCAL YEARS
(modified accrual basis of accounting)
(amounts expressed in thousands)

	2021	2022	2023	2024	2025
Revenues					
Taxes	$ 47,599	$ 50,772	$ 53,290	$ 53,877	$ 53,417
Licenses and permits	3,767	1,666	2,178	1,675	1,634
Intergovernmental	49,934	41,327	28,974	44,030	53,477
Charges for service	2,132	3,460	4,426	4,454	4,642
Investment income	414	(1,511)	866	4,419	3,512
Fines and forfeitures	1,095	1,310	1,687	1,679	1,569
Rental income	-	130	143	141	238
Other	3,474	4,129	5,827	5,224	6,027
Total revenues	108,415	101,283	97,391	115,499	124,516
Expenditures					
General government	6,807	8,305	14,474	18,251	17,893
Police	30,318	31,217	33,030	32,794	31,371
Community development	13,160	12,051	11,737	13,181	15,214
Parks and recreation	7,212	8,777	10,523	11,289	12,808
Public works	11,424	12,023	14,257	15,904	16,895
Capital Outlay	13,250	17,545	17,244	30,037	30,565
Debt service:		-	-	-	-
Principal	1,554	1,692	1,701	1,805	1,954
Interest and fees	706	633	564	489	394
Total expenditures	84,431	92,243	103,530	123,750	127,094
Excess of revenues over (under) expenditures	$ 23,984	$ 9,040	$ (6,139)	$ (8,251)	$ (2,578)

Source: The information is derived from the City's financial statements.

CITY OF SOUTH GATE
CHANGES IN FUND BALANCES OF GOVERNMENTAL FUNDS (Continued)
LAST TEN FISCAL YEARS
(modified accrual basis of accounting)
(amounts expressed in thousands)

	2021	2022	2023	2024	2025
Other financing sources (uses)					
Transfers in	$ 12,190	$ 28,455	$ 18,821	$ 29,946	$ 37,475
Transfers out	(12,152)	(57,458)	(17,481)	(28,583)	(39,286)
Issuance of leases	-	30	94	-	158
Debt issued	-	-	-	-	-
Issuance of financing agreements	-	-	-	-	-
Total other financing sources (uses)	38	(28,973)	1,434	1,363	(1,653)
Net change in fund balances	$ 24,022	$ (19,933)	$ (4,705)	$ (6,888)	$ (4,231)
Debt service as a percentage of noncapital expenditures	3.2%	3.1%	2.6%	2.4%	2.4%

Source: The information is derived from the City's financial statements.

CITY OF SOUTH GATE
GOVERNMENTAL ACTIVITIES TAX REVENUES BY SOURCE
LAST TEN FISCAL YEARS
(accrual basis of accounting)
(amounts expressed in thousands)

Type of Tax	2016	2017	2018	2019	2020
Property tax	$ 11,712	$ 12,131	$ 14,907	$ 15,358	$ 14,079
Transient occupancy tax	350	390	420	450	412
Sales and use tax	21,838	20,623	21,121	22,561	21,162
Franchise tax	2,420	2,454	2,708	2,688	2,744
Business licenses tax	1,466	1,584	1,461	1,560	1,397
Motor vehicle in-lieu	39	45	52	47	76
Other taxes	608	632	590	558	593
Total	$ 38,433	$ 37,859	$ 41,259	$ 43,222	$ 40,463

Source: The information is derived from the City's financial statements.

CITY OF SOUTH GATE
GOVERNMENTAL ACTIVITIES TAX REVENUES BY SOURCE (Continued)
LAST TEN FISCAL YEARS
(accrual basis of accounting)
(amounts expressed in thousands)

Type of Tax	2021	2022	2023	2024	2025
Property tax	$ 15,082	$ 15,462	$ 16,576	$ 17,497	$ 18,486
Transient occupancy tax	474	557	609	565	607
Sales and use tax	25,106	27,689	28,980	28,410	27,330
Franchise tax	2,732	2,847	3,117	3,392	3,360
Business licenses tax	1,496	1,568	1,721	1,710	1,398
Motor vehicle in-lieu	71	112	-	-	-
Other taxes	710	647	295	308	233
Total	$ 45,671	$ 48,882	$ 51,298	$ 51,882	$ 51,414

Source: The Information is derived from the City's financial statements.

City of South Gate
Direct and Overlapping Property Tax Rates
Last Ten Fiscal Years
(Rate per $100 of Taxable Value)

Agency	2016	2017	2018	2019	2020
Basic Levy *	1.00000	1.00000	1.00000	1.00000	1.00000
Cerritos Community College District	0.04809	0.04698	0.04370	0.04446	0.04449
Compton Community College District	0.00926	0.00920	0.00954	0.02335	0.02323
Downey Unified School District	0.11466	0.11473	0.10538	0.10113	0.09708
LA Community College District	0.03576	0.03596	0.04599	0.04621	0.02717
Los Angeles Unified School District	0.12971	0.13110	0.12219	0.12323	0.12552
Lynwood Unified School District	0.09583	0.10308	0.19014	0.11737	0.18874
Metropolitan Water District	0.00350	0.00350	0.00350	0.00350	0.00350
Paramount Unified School District	0.05266	0.10677	0.17409	0.16756	0.22092
Total Direct & Overlapping ** Tax Rates	**1.48947**	**1.55131**	**1.69454**	**1.62681**	**1.73065**
City's Share of 1% Levy per Prop 13* **	0.06146	0.06146	0.06146	0.06146	0.06146
General Obligation Debt Rate	0.00000	0.00000	0.00000	0.00000	0.00000
Redevelopment Rate** **					
Total Direct Rate*** **	0.06084	0.06086	0.06073	0.06093	0.06095

Notes:

*In 1978, California voters passed Proposition 13 which set the property tax rate at a 1.00% fixed amount. This 1.00% is shared by all taxing agencies for which the subject property resides within. In addition to the 1.00% fixed amount, property owners are charged taxes as a percentage of assessed property values for the payment of any voter approved bonds.

**Overlapping rates are those of local and county governments that apply to property owners within the City. Not all overlapping rates apply to all city property owners.

***City's Share of 1% levy is based on the City's share of the general fund tax rate area with the largest net taxable value within the City. The ERAF portion of the City's Levy has been subtracted where known.

****Redevelopment rate is based on the largest RDA tax rate area (TRA) and includes only rate(s) from indebtedness adopted prior to 1989 per California State statute. RDA direct and overlapping rates are applied only to the incremental property tax values. The approval of ABX1 26 elimated Redevelopment from the State of Callfornia for the fiscal year 2012/13 and years thereafter.

***** Total Direct Rate is the weighted average of all individual direct rates applied by the City/Agency preparing the statistical section information and excludes revenues dervied from aircraft. Beginning in 2013/14 the Total Direct Rate no longer includes revenue generated from the former redevelopment tax rate areas. Challenges to recognized enforceable obligations are assumed to have been resolved during 2012/13. For the purposes of this report, residual revenue is assumed to be distributed to the City/Agency in the same proportions as general fund revenue.

Source: L. A. County Assessor 2015/16 - 2024/25 Tax Rate Table

City of South Gate
Direct and Overlapping Property Tax Rates (Continued)
Last Ten Fiscal Years
(Rate per $100 of Taxable Value)

Agency	2021	2022	2023	2024	2025
Basic Levy *	1.00000	1.00000	1.00000	1.00000	1.00000
Cerritos Community College District	0.04348	0.04251	0.04361	0.04231	0.06489
Compton Community College District	0.00899	0.00906	0.01575	0.02022	0.01658
Downey Unified School District	0.08771	0.09504	0.09106	0.13183	0.12561
LA Community College District	0.04016	0.04376	0.02488	0.06023	0.05136
Los Angeles Unified School District	0.13993	0.11323	0.12107	0.12422	0.12802
Lynwood Unified School District	0.08702	0.12991	0.15513	0.15810	0.14278
Metropolitan Water District	0.00350	0.00350	0.00350	0.00350	0.00700
Paramount Unified School District	0.15139	0.16594	0.16986	0.15741	0.15816
Total Direct & Overlapping ** Tax Rates	**1.56218**	**1.60295**	**1.62486**	**1.69782**	**1.69440**
City's Share of 1% Levy per Prop 13* **	0.06146	0.06146	0.06146	0.06146	0.06146
General Obligation Debt Rate	0.00000	0.00000	0.00000	0.00000	0.00000
Redevelopment Rate** **					
Total Direct Rate*** **	0.06097	0.06098	0.06101	0.06102	0.06102

Notes:
*In 1978, California voters passed Proposition 13 which set the property tax rate at a 1.00% fixed amount. This 1.00% is shared by all taxing agencies for which the subject property resides within. In addition to the 1.00% fixed amount, property owners are charged taxes as a percentage of assessed property values for the payment of any voter approved bonds.

**Overlapping rates are those of local and county governments that apply to property owners within the City. Not all overlapping rates apply to all city property owners.

***City's Share of 1% levy is based on the City's share of the general fund tax rate area with the largest net taxable value within the City. The ERAF portion of the City's Levy has been subtracted where known.

****Redevelopment rate is based on the largest RDA tax rate area (TRA) and includes only rate(s) from indebtedness adopted prior to 1989 per California State statute. RDA direct and overlapping rates are applied only to the incremental property tax values. The approval of ABX1 26 elimated Redevelopment from the State of California for the fiscal year 2012/13 and years thereafter.

***** Total Direct Rate is the weighted average of all individual direct rates applied by the City/Agency preparing the statistical section information and excludes revenues dervied from aircraft. Beginning in 2013/14 the Total Direct Rate no longer includes revenue generated from the former redevelopment tax rate areas. Challenges to recognized enforceable obligations are assumed to have been resolved during 2012/13. For the purposes of this report, residual revenue is assumed to be distributed to the City/Agency in the same proportions as general fund revenue.

Source: L. A. County Assessor 2015/16 - 2024/25 Tax Rate Table

City of South Gate
Assessed Value of Taxable Property
Last Ten Fiscal Years
(amounts expressed in thousands)

Type of Property	2015/16	2016/17	2017/18	2018/19	2019/20
Residential	$ 3,526,730	$ 3,682,817	$ 3,836,767	$ 4,041,859	$ 4,244,936
Commercial	526,371	553,697	597,645	636,252	681,218
Industrial	653,662	668,701	662,336	683,926	744,779
Farm	663	673	-	-	-
Government	3,292	3,595	479	489	3,070
Institutional	12,343	15,256	18,358	16,386	23,895
Irrigated	10,674	11,572	9,998	9,557	9,808
Miscellaneous	-	-	398	406	414
Recreational	4,372	6,675	7,165	8,287	5,553
Vacant Land	110,995	99,828	99,578	97,262	89,581
SBE Nonunitary	419	530	861	661	661
Unsecured	339,707	350,070	375,664	389,984	414,742
Cross Reference	11,327	11,674	13,478	13,658	13,303
Total taxable Assesed Value	**5,200,554**	**5,405,089**	**5,622,727**	**5,898,727**	**6,231,960**
Total direct tax rate	0.60840%	0.60860%	0.60730%	0.60930%	6.09500%
Tax-Exempt	(47,025)	(46,977)	(46,977)	(44,588)	(44,456)

Source: Los Angeles County Assessor

City of South Gate
Assessed Value of Taxable Property (Continued)
Last Ten Fiscal Years
(amounts expressed in thousands)

Type of Property	2020/21	2021/22	2022/23	2023/24	2024/25
Residential	$ 4,413,386	$ 4,544,525	$ 4,819,099	$ 5,173,077	$ 5,377,743
Commercial	898,548	915,066	940,224	984,054	1,015,998
Industrial	781,891	802,521	921,187	977,402	1,079,120
Farm	-	-	-	-	-
Government	3,131	2,649	2,702	2,756	2,811
Institutional	30,181	25,601	45,473	43,564	29,462
Irrigated	9,846	9,863	9,977	14,792	14,538
Miscellaneous	422	426	592	939	951
Recreational	5,664	9,375	6,570	10,769	6,604
Vacant Land	38,881	40,656	43,278	44,359	49,715
SBE Nonunitary	883	883	883	883	883
Unsecured	405,425	423,319	462,358	486,882	467,660
Cross Reference	15,952	16,192	16,824	17,300	18,139
Total taxable A.V.	**6,604,211**	**6,791,076**	**7,269,167**	**7,756,780**	**8,063,625**
Total direct tax rate	6.09700%	6.09800%	6.10100%	6.10200%	6.10300%
Tax-Exempt	(44,456)	(44,979)	(44,872)	(45,900)	(37,378)

Source: Los Angeles County Assessor

City of South Gate
Principal Property Taxpayers
Current Year and Nine Years Ago
(amounts expressed in thousands)

	2024/25			2015/16		
Taxpayer	**Taxable Assessed Value**	**Rank**	**% of Total City Taxable Assessed Value**	**Taxable Assessed Value**	**Rank**	**% of Total City Taxable Assessed Value**
Schultz Steel Company [1]	$ 145,810	1	1.81%	$ 108,661	1	2.09%
CFT Sola LLC	136,680	2	1.70%			
Azalea Joint Venture LLC [1]	132,302	3	1.64%	36,381	4	0.70%
South Gate Owner LP	81,395	4	1.01%			
El Paseo Center SPE LLC	65,948	5	0.82%	55,969	3	1.08%
J B HUNT TRANSPORT INC	64,644	6	0.80%			
Tesoro Logistics Operations LLC [1]	45,585	7	0.57%	69,639	2	1.34%
4545 Ardine Street Investors LLC	44,571	8	0.55%			
HUSPRF Bowers LP [1]	43,860	9	0.54%			
Walmart/Sam's [1]	40,789	10	0.51%	23,384	9	0.45%
South Gate Business & Industrial Park				32,461	5	0.62%
Armstrong Cork Company				28,741	6	0.55%
Hudd Distribution Services Inc.				26,163	7	0.50%
World Oil Company	-			23,859	8	0.46%
Rockview Dairies Inc.				22,459	10	0.43%
	$ 801,582		9.95%	$ 427,717		8.22%
City Total Assessed Valuation	8,063,625			5,200,554		

Source: Los Angeles County Assessor and HdL Companies
(1) Pending Appeals on Parcels.

City of South Gate
Property Tax Levies and Collections
Last Ten Fiscal Years
(amounts expressed in thousands)

Fiscal Year Ended June 30	Total Tax Levy for Fiscal Year	Collected within the Fiscal Year of the Levy		Collections in Subsequent Years [1]	Total Collections to Date	
		Amount [1]	% of Levy		Amount [1]	% of Levy
2025	$ 3,526	$ 3,273	93%	N/A	N/A	N/A
2024	3,451	3,097	90%	13	3,110	90%
2023	3,319	3,198	96%	17	3,215	97%
2022	3,133	2,990	95%	23	3,013	96%
2021	3,052	2,959	97%	13	2,972	97%
2020	2,909	2,739	94%	3	2,742	94%
2019	2,786	2,666	96%	14	2,680	96%
2018	2,585	2,479	96%	(2)	2,478	96%
2017	2,504	2,423	97%	3	2,426	97%
2016	2,431	2,339	96%	6	2,346	96%

Source: Los Angeles County Assessor and City of South Gate Finance Department
(1) Revised figures due to methodology revision.

City of South Gate
Ratios of Outstanding Debt by Type
Last Ten Fiscal Years
(amounts expressed in thousands, except for per capita amounts)

Fiscal Year Ended June 30	General Bonded Debt		Percentage of Actual Taxable Value of Property (1)	Per Capita (2)	Other Governmental Activities Debt			
	Revenue Bonds	Pension Obligation Bonds			Certificates of Participation	Assessment Bonds	Capital Leases	Notes/ Loans
2025	$ -	$ 5,440	0.00%	$ 58.52	$ -	$ -	$ 782	$ -
2024	-	7,070	0.00%	76.24	-	-	1,232	-
2023	-	8,615	0.00%	93.01	-	-	858	-
2022	-	10,085	0.17%	108.14	-	-	798	-
2021	-	11,480	0.17%	118.90	-	-	500	-
2020	-	12,800	0.19%	132.26	-	-	739	-
2019	-	14,055	0.24%	145.23	-	-	987	310
2018	-	15,245	0.27%	155.35	-	-	641	600
2017	-	16,375	0.30%	166.02	-	-	730	1,130
2016	-	17,445	0.34%	175.19	-	-	825	1,690

Fiscal Year Ended June 30	Business Type Activities	Total Primary Government (3)	Percentage of Personal Income (2)	Per Capita (2)
	Water Revenue Bonds			
2025	$ 23,640	29,862	1.31%	321.25
2024	25,465	33,767	1.60%	364.15
2023	27,249	36,722	1.94%	396.45
2022	28,998	39,881	2.17%	417.79
2021	30,713	42,693	2.44%	431.94
2020	32,398	45,937	2.81%	474.67
2019	36,750	52,102	3.43%	538.37
2018	38,299	54,785	3.76%	558.27
2017	39,777	58,012	4.19%	588.16
2016	41,187	61,147	4.49%	614.06

Notes: Details regarding the city's outstanding debt can be found in the notes to the financial statements.
(1) See Assessed Value of Property schedule for taxable property value data.
(2) See Demographic & Economic Statistics schedule for population and personal income data. These ratios are calculated using personal income and population for the prior calendar year.
(3) Includes general bonded debt, other governmental activities debt, and business-type activities debt.

City of South Gate
Direct & Overlapping Debt
June 30, 2025

	Total Debt 6/30/2025	Percent Applicable (1)	City's Share of Debt @6/30/2025
2024-25 Assessed Valuation	8,063,625,032		
OVERLAPPING TAX AND ASSESSMENT DEBT:			
Metropolitan Water District	$ 17,155,000	0.198%	$ 33,967
Cerritos Community College District	510,110,300	1.322%	6,743,658
Compton Community College District	140,875,266	2.133%	3,004,869
Los Angeles Community College District	4,919,505,000	0.553%	27,204,863
Downey Unified School District	352,660,294	4.981%	17,566,009
Los Angeles Unified School District	11,745,405,000	0.675%	79,281,484
Lynwood Unified School District	136,221,842	0.771%	1,050,270
Paramount Unified School District	173,576,371	7.178%	12,459,312
TOTAL GROSS OVERLAPPING TAX AND ASSESSMENT DEBT			$ 147,344,432
Less: Los Angeles Unified School District General Obligation Bonds Election of 20050, Series J & H Qualified School Construction Bonds: Amount accumulated in Interest and Sinking Fund and Set Aside for Repayment			3,113,304
TOTAL NET OVERLAPPING TAX AND ASSESSMENT DEBT			$ 144,231,128
DIRECT AND OVERLAPPING GENERAL FUND DEBT:			
Los Angeles County General Fund Obligations	$3,036,637,390	0.384%	$ 11,660,688
Los Angeles County Superintendent of Schools Certification of Participation	2,331,775	0.384%	8,954
Los Angeles Unified School District Certificates of Participation	225,010,000	0.675%	1,518,818
Lynwood Unified School District Certificates of Participation	13,865,000	0.771%	106,899
Paramount Unified School District Certificates of Participation	18,093,000	7.178%	1,298,716
City of South Gate Pension Obligation Bonds	**5,440,000**	**100%**	**5,440,000**
City of South Gate Notes Payable	**30,453**	**100%**	**30,453**
City of South Gate Leases Payable	**352,331**	**100%**	**352,331**
City of South Gate Subscriptions Payable	**400,047**	**100%**	**400,047**
TOTAL DIRECT AND OVERLAPPING GENERAL FUND DEBT			$ 20,816,906
TOTAL DIRECT DEBT			**$ 6,222,831**
TOTAL GROSS OVERLAPPING DEBT			$ 161,938,507
TOTAL NET OVERLAPPING DEBT			$ 158,825,203
GROSS COMBINED TOTAL DEBT			$ 168,161,338 (2)
NET COMBINED TOTAL DEBT			$ 165,048,034

(1) The percentage of overlapping debt applicable to the city is estimated using taxable assessed property value. Applicable percentages were estimated by determining the portion of the overlapping district's assessed value that is within the boundari of the city divided by the district's total taxable assessed value.
(2) Excludes tax revenue anticipation notes, enterprise revenue, mortgage revenue and non-bonded capital lease obligations.

Ratios to 2024-25 Assessed Valuation:	
Total Gross Overlapping Tax and Assessment Debt	1.83%
Total Net Overlapping Tax and Assessment Debt	1.79%
Total Net Direct Debt ($6,222,831)	0.08%
Gross Combined Total Debt	2.09%
Net Combined Total Debt	2.05%

Source: L MuniServices, LLC / Neumo
California Minucipal Statistics, Inc.

City of South Gate
Legal Debt Margin Information
Last Ten Fiscal Years
(amounts expressed in thousands)

	2016	2017	2018	2019	2020
Debt Limit	$ 799,634	$ 824,157	$ 863,575	$ 895,128	$ 942,346
Total net debt applicable to limit	-	-	-	-	-
Legal debt margin	799,634	824,157	863,575	895,128	942,346
Total net debt applicable to the limit as a percentage of debt limit	0%	0%	0%	0%	0%

Source: L.A. County Assessor 2023/24 Combined Tax Rolls
Note: Under state finance law, the City of South Gate's outstanding general obligation debt should not exceed 15 percent of total assessed property value. By law, the general obligation debt subject to the limitation may be offset by amounts set aside for repaying general obligation bonds.

City of South Gate
Legal Debt Margin Information (Continued)
Last Ten Fiscal Years
(amounts expressed in thousands)

	2020	2022	2023	2024	2025
Debt Limit	$ 1,003,037	$ 1,035,245	$ 1,102,845	$ 1,176,194	$ 1,231,205
Total net debt applicable to limit	-	-	-	-	-
Legal debt margin	1,003,037	1,035,245	1,102,845	1,176,194	1,231,205
Total net debt applicable to the limit as a percentage of debt limit	0%	0%	0%	0%	0%

Legal Debt Margin Calculation for Fiscal Year 2023-2024:

Assessed value	$ 7,269,167	$ 7,756,780	$ 8,063,625
Add back: exempt real property	83,130	84,514	144,408
Total assessed value	$ 7,352,297	$ 7,841,294	$ 8,208,033
Debt limit (15% of total assessed value)	$ 1,102,845	$ 1,176,194	$ 1,231,205
Debt applicable to limit:	-	-	-
Legal debt margin	$ 1,102,845	$ 1,176,194	$ 1,231,205

Source: L.A. County Assessor 2024/25 Combined Tax Rolls
Note: Under state finance law, the City of South Gate's outstanding general obligation debt should not exceed 15 percent of total assessed property value. By law, the general obligation debt subject to the limitation may be offset by amounts set aside for repaying general obligation bonds.

CITY OF SOUTH GATE
PLEDGED REVENUE COVERAGE
LAST TEN FISCAL YEARS

2019 Water Revenue Bonds (1)

Fiscal Year	Utility Charges and Other	Less: Operating Expenses	Net Revenue Available for Debt Service	Debt Service Requirements Principal	Interest	Total	Coverage
Water							
2025	$ 20,290,003	$ 16,109,875	4,180,128	$ 1,755,000	$ 752,853	2,507,853	166.68%
2024	19,342,033	11,916,184	7,425,849	1,715,000	791,722	2,506,722	296.24%
2023	17,577,356	12,777,245	4,800,111	1,680,000	827,639	2,507,639	191.42%
2022	19,564,619	12,034,455	7,530,164	1,645,000	860,555	2,505,555	300.54%
2021	19,397,616	10,866,612	8,531,004	1,615,000	893,861	2,508,861	340.03%

2001 Utility Revenue Bonds

Fiscal Year	Utility Charges and Other (3)	Less: Operating Expenses	Net Revenue Available for Debt Service	Debt Service Requirements Principal	Interest	Total	Coverage
2020	$ 20,062,750	$ 12,023,515	$ 8,039,235	$ 1,635,000	$ 1,497,450	$ 3,132,450	256.64%
2019	20,102,247	11,047,753	9,054,494	1,625,000	1,512,050	3,137,050	288.63%
2018	20,975,927	10,961,972	10,013,955	1,615,000	1,521,250	3,136,250	319.30%
2017	19,924,023	9,359,674	10,564,349	1,605,000	1,525,650	3,130,650	337.45%
2016	20,727,981	9,665,349	11,062,632	1,600,000	1,534,350	3,134,350	352.95%

2012 Water Revenue Bonds

Fiscal Year	Utility Charges and Other	Less: Operating Expenses	Net Revenue Available for Debt Service	Debt Service Requirements Principal	Interest	Total	Coverage
2020	$ 19,859,155	$ 12,023,515	$ 7,835,640	$ 1,635,000	$ 1,497,450	$ 3,132,450	250.14%
2019	19,898,652	11,047,753	8,850,899	1,625,000	1,512,050	3,137,050	282.14%
2018	20,772,332	10,961,972	9,810,360	1,615,000	1,521,250	3,136,250	312.81%
2017	19,720,428	9,359,674	10,360,754	1,605,000	1,525,650	3,130,650	330.95%
2016	20,524,386	9,665,349	10,859,037	1,600,000	1,534,350	3,134,350	346.45%

Note: Details regarding the government's outstanding debt can be found in the notes to the financial statements.
Operating expenses do not include interest or depreciation.
(1) 2019 Water Revenue Bonds refunded both 2001 and 2012 Water Revenue Bonds
(2) Debt service payments split between Water & Sewer Funds beginning FY2021-22
(3) Amount includes transfer in from Sewer Fund for its share of the debt service payment.

City of South Gate
Demographic and Economic Statistics
Last Ten Fiscal Years

Fiscal Year	Population (1)	Personal Income (amounts expressed in thousands) (2)	Per Capita Personal Income (2)	School Enrollment (3)	Unemployment Rate (4)
2025	92,955	$ 2,287,634	$ 24,610	21,825	5.1%
2024	92,729	2,116,584	22,825	22,435	5.1%
2023	92,628	1,892,059	20,426	23,187	5.1%
2022	93,259	1,797,081	19,269	28,683	9.9%
2021	96,553	1,706,474	17,673	28,672	13.7%
2020	97,003	1,633,262	16,837	28,672	4.7%
2019	96,777	1,517,002	15,675	28,672	4.9%
2018	98,133	1,455,568	14,832	29,076	6.3%
2017	98,633	1,384,879	14,040	28,859	6.9%
2016	99,578	1,361,700	13,674	28,920	8.8%
2015	96,101	1,354,544	14,095	28,956	10.7%

Sources:
(1) State of California - Department of Finance
(2) Bureau of Economic Analysis - reflects latest data available for Los Angeles Metro region
(3) Avenu Insights & Analytics
(4) California Employment Development Department/U.S. Dept. of Labor - Bureau of Labor Statistics

City of South Gate
Full-Time Equivalent City Employees by Function
Last Ten Fiscal Years

Function	2016	2017	2018	2019	2020
City Manager	7.00	7.00	7.00	7.00	7.00
City Attorney	1.00	1.00	1.00	1.00	1.00
City Treasurer (1)	-	-	-	-	-
City Clerk	4.00	4.00	4.00	4.00	4.00
Personnel	5.00	5.00	5.00	5.00	5.00
Finance	20.00	24.00	23.00	23.00	23.00
Police					
Officers	82.00	82.00	85.00	85.00	85.00
Civilians	41.00	41.00	43.00	43.00	43.00
Public Works					
Administration/Engineering	8.00	8.00	10.00	10.00	10.00
Maintenance	37.00	37.00	40.00	40.00	40.00
Water/Sewer	26.00	29.00	29.00	29.00	29.00
Parks & Recreation	42.00	43.00	45.00	45.00	46.00
Community Development	24.00	25.00	24.00	24.00	23.00
Sub-Total	**297.00**	**306.00**	**316.00**	**316.00**	**316.00**
Part-Time Hours	121,757	109,880	126,794	124,718	124,718
Full-Time Equivalents	58.54	52.83	60.96	59.96	59.96
TOTAL POSITIONS	**355.54**	**358.83**	**376.96**	**375.96**	**375.96**

Source: City of South Gate Finance Department

City of South Gate
Full-Time Equivalent City Employees by Function (Continued)
Last Ten Fiscal Years

Function	2021	2022	2023	2024	2025
City Manager	7.00	7.00	7.00	6.00	5.00
City Attorney	1.00	1.00	1.00	1.00	1.00
City Treasurer (1)	-	-	-	-	-
City Clerk	4.00	4.00	4.00	4.00	3.00
Personnel	5.00	5.00	7.00	7.00	7.00
Finance	23.00	24.00	24.00	25.00	25.00
Police					
Officers	85.00	85.00	85.00	86.00	86.00
Civilians	43.00	45.00	46.00	51.00	51.00
Public Works					
Administration/Engineering	12.00	12.00	13.00	14.00	15.00
Maintenance	42.00	46.00	46.00	46.00	46.00
Water/Sewer	26.00	26.00	26.00	26.00	27.00
Parks & Recreation	46.00	46.00	49.00	50.00	50.00
Community Development	23.00	24.00	24.00	28.00	32.00
Sub-Total	**317.00**	**325.00**	**332.00**	**344.00**	**348.00**
Part-Time Hours	96,853	126,166	157,144	151,902	144,768
Full-Time Equivalents	46.56	60.66	75.55	73.03	69.60
TOTAL POSITIONS	**363.56**	**385.66**	**407.55**	**417.03**	**417.60**

Source: City of South Gate Finance Department

City of South Gate
Operating Indicators by Function
Last Ten Fiscal Years

Function		2016	2017	2018	2019	2020
Police	Calls for service	44,565	44,829	44,565	40,541	39,800
	Arrests	3,203	3,055	3,023	2,997	1,138
	Parking citations issued	22,927	23,425	22,927	36,668	2,567
	Moving citations/traffic violations	4,604	4,258	4,604	3,068	3,228
	Share of seized asset (in thousands)	$ 1,616	$ 2,149	$ 475	$ 1,143	$ 917
Water	Customer accounts	15,454	15,520	15,689	15,737	15,691
	Average daily consumption (millions of gallons)	6.8	6.4	7.4	7.4	7.5
	Water samples taken	2,173	2,169	2,225	2,500	2,037
	New connections	19	15	26	23	16
Street Maintenance						
	Potholes repaired	1,250	2,500	140	140	193
	Sq.ft of graffiti removal (in thousands)	711	904	942	1,000	800
	Miles of streets swept	32,760	36,400	36,400	36,400	36,400
Culture and Recreation						
	Golf course participants	8,475	6,550	5,276	3,484	440
	Swimming participants	83,553	86,924	88,070	86,293	55,000
	Facility rentals	1,413	1,534	1,900	2,839	1,816
	Recreation classes provided	417	328	328	436	54
Community Development						
	Permits issued	3,247	2,980	2,842	2,839	2,333
	Code enforcement inspections	4,870	5,831	6,587	9,698	8,845
	Housing vouchers issued	47	61	72	80	62

Source: Various City Departments

City of South Gate
Operating Indicators by Function (Continued)
Last Ten Fiscal Years

Function		2021	2022	2023	2024	2025
Police	Calls for service	40,521	45,549	45,315	45,536	43,694
	Arrests	1,222	1,617	1,731	1,637	2,371
	Parking citations issued	21,567	19,938	22,845	22,903	21,691
	Moving citations/traffic violations	2,650	3,374	1,935	1,567	1,816
	Share of seized asset (in thousands) [1]	$ 160	$ 135	$ 698	$ 1,013	$ 1,077
Water	Customer accounts	15,691	14,418	14,334	14,376	15,907
	Average daily consumption (millions of gallons)	7.5	6.4	7.0	6.9	7.0
	Water samples taken	2,161	2,323	2,066	2,054	2,403
	New connections	20	33	49	35	27
Street Maintenance						
	Potholes repaired	85	500	498	1,737	1,816
	Sq.ft of graffiti removal (in thousands)	900	800	800	800	950
	Miles of streets swept	36,400	36,400	36,400	36,400	36,400
Culture and Recreation						
	Golf course participants	1,666	1,560	3,628	8,309	11,241
	Swimming participants	1,492	18,418	32,763	42,525	55,000
	Facility rentals	449	1,850	1,269	1,594	2,248
	Recreation classes provided	77	340	565	825	805
Community Development						
	Permits issued	2,225	927	2,371	2,175	2,093
	Code enforcement inspections	10,041	746	10,020	9,450	4,100
	Housing vouchers issued	62	41	55	81	38

(1) Revised figures for FY21-22 & FY22-23

Source: Various City Departments

City of South Gate
Capital Asset Statistics by Function
Last Ten Fiscal Years

Function		2016	2017	2018	2019	2020
Police	Stations	1	1	1	1	1
	Patrol Units	37	38	38	36	36
Water	Miles of lines and mains	135	135	135	135	135
	Number of wells	11	12	12	12	12
	Number of tanks	2	2	2	2	2
	Number of reservoirs	5	6	6	6	6
Sewer	Miles of sewers	125.8	125.8	125.8	125.8	125.8
	Miles of storm drains	25.2	25.2	25.2	25.2	25.2
Streets	Miles of streets	125.8	125.8	125.8	125.8	125.8
	Traffic signals	83	86	86	86	86
	Streetlights	4,400	4,400	4,400	4,400	4,400
Culture and Recreation	Parks	8	8	8	8	8
	Park acreage	182	182	182	185	185
	Playgrounds	12	14	14	14	14
	Ballfields	17	17	17	16	16
	Swimming pools	1	1	1	1	1
	Community Centers	7	7	7	7	7

Source: Various City Departments

City of South Gate
Capital Asset Statistics by Function (Continued)
Last Ten Fiscal Years

Function		2021	2022	2023	2024	2025
Police	Stations	1	1	1	1	1
	Patrol Units	36	35	34	34	35
Water	Miles of lines and mains	135	135	135	135	135
	Number of wells	12	11	11	11	11
	Number of tanks	2	2	2	2	2
	Number of reservoirs	6	6	6	6	6
Sewer	Miles of sewers	125.8	125.8	120.0	120.00	120.00
	Miles of storm drains	25.2	25.2	25.2	25.20	25.20
Streets	Miles of streets	125.8	125.8	125.8	125.80	125.80
	Traffic signals	93	93	93	93	93
	Streetlights	4,400	4,400	4,400	4,400	4,400
Culture and Recreation	Parks	8	9	9	10	10
	Park acreage	185	185	185	192	185
	Playgrounds	14	14	14	15	15
	Ballfields	15	15	15	15	15
	Swimming pools	1	1	1	1	1
	Community Centers	7	7	8	8	8

Source: Various City Departments

Office of the
South Gate City Clerk
MAR - 4 2026
FILED 8:10am

Item No. 10

WARRANT REGISTER FOR COUNCIL MEETING 03/10/2026

PART I

apChkLst
02/25/2026 7:54:33AM

Final Check List
CITY OF SOUTH GATE

Bank : botw BANK OF THE WEST

Check #	Date	Vendor		Invoice	Inv Date	Description	Amount Paid	Check Total
113576	2/26/2026	0012107	CALIFORNIA STATE DISBUR	Ben381882	2/26/2026	CA STATE DISB. UNIT: PAYMENT	944.13	944.13
	Voucher:							
113577	2/26/2026	00002138	FRANCHISE TAX BOARD	Ben381880	2/26/2026	GARNISHMENT - FRANCHISE TA	725.73	725.73
	Voucher:							
113578	2/26/2026	0014949	TEXAS CHILD SUPPORT SDI	Ben381884	2/26/2026	TX CHILD SUPPORT SDU: PAYMI	638.31	638.31
	Voucher:							

Sub total for BANK OF THE WEST: 2,308.17

3 checks in this report.

Grand Total All Checks: 2,308.17

WARRANT REGISTER FOR COUNCIL MEETING 03/10/2026

PART II

apChkLst
02/25/2026 11:38:10AM

Final Check List
CITY OF SOUTH GATE

Bank : botw BANK OF THE WEST

Check #	Date	Vendor		Invoice	Inv Date	Description	Amount Paid	Check Total
113579	2/25/2026	0010207	BANNER BANK	SG-UO-10	9/30/2025	9/30/25 URBAN ORCHARD INTEF	20,001.17	20,001.17
	Voucher:							
113580	2/25/2026	00004934	GAS COMPANY	115-800-9600-3 02	2/13/2026	BILLING PRD-01/13/26-02/11/26	13,060.21	
	Voucher:			189 300 9500 7-02	2/19/2026	BILLING PRD-01/16/26-02/17/26	2,845.95	
				186 100 7200 3 02	2/13/2026	BILLING PRD-01/13/26-02/11/26	1,985.41	
				013 900 7300 3 02	2/13/2026	BILLING PRD-1/13/26-02/11/26	1,466.63	
				094 300 7500 3-02	2/18/2026	BILLING PRD-01/15/26-02/13/26	455.57	
				134 700 9400 7 02	2/12/2026	BILLING PRD-01/12/26-02/10/26	431.91	
				049 200 7902 9 02	2/18/2026	BILLING PRD-01/14/26-02/12/26	252.99	
				102 000 8100 7 02	2/12/2026	BILLING PRD-01/15/26-02/13/26	245.15	
				045 400 7300 6 02	2/13/2026	BILLING PRD-01/13/26-02/11/26	109.89	
				132 600 9400 1 02	2/12/2026	BILLING PRD-01/12/26-02/10/26	105.52	
				130 500 9400 5 02	2/12/2026	BILLING PRD-01/12/26-02/10/26	23.88	
				126 300 9600 1 02	1/13/2026	BILLING PRD-01/13/26-02/11/26	14.40	
				113-798-0353-6 02	2/13/2025	BILLING PRD-01/13/26-02/11/26	14.40	21,011.91
113581	2/25/2026	00004869	GOLDEN STATE WATER COI	53744100008 - 02	2/3/2026	BILLING PRD-01/05/26-02/02/26	489.44	
	Voucher:			33744100000 - 02	2/3/2026	BILLING PRD-01/05/26-02/02/26	484.95	
				73744100006 - 02	2/3/2026	BILLING PRD-01/05/26-02/02/26	440.90	
				63744100007 - 02	2/3/2026	BILLING PRD-01/05/26-02/02/26	296.37	
				29007443710-02/2	2/4/2026	BILLING PRD-01/06/26-02/03/26	151.64	
				32809400008 - 02	2/3/2026	BILLING PRD-01/05/26-02/02/26	71.78	1,935.08
113582	2/25/2026	0014099	LOS ANGELES ENGINEERIN	SG-UO-10	11/19/2025	9/17/25 URBAN ORCHARD COMF	380,022.16	380,022.16
	Voucher:							
113583	2/25/2026	0014936	SANCON TECHNOLOGIES	709-7	10/2/2025	SEP 2025 SEWER PIPELINE REH	187,974.27	
	Voucher:			709-6	8/29/2026	APRIL 2025 CONSTRUCTION SEI	108,727.50	296,701.77
113584	2/25/2026	00004338	SEQUEL CONTRACTORS IN(	10	1/12/2025	1/12/25 CONSTRUCTION FOR TH	339,271.56	339,271.56
	Voucher:							
113585	2/25/2026	00004865	SO CALIF EDISON	1/23/26	1/23/2026	BILLING PERIOD - 12/15/2025 TO	184,564.89	184,564.89
	Voucher:							

Sub total for BANK OF THE WEST: 1,243,508.54

7 checks in this report.

Grand Total All Checks: 1,243,508.54

WARRANT REGISTER FOR COUNCIL MEETING 03/10/2026

PART III

apChkLst
02/26/2026 2:45:55 PM

Final Check List
CITY OF SOUTH GATE

Bank : botw BANK OF THE WEST

Check #	Date	Vendor		Invoice	Inv Date	Description	Amount Paid	Check Total
23466	1/21/2026	00000343	PUBLIC EMPLOYEES RETIREMENT SY	118023466-DO	1/21/2026	JAN 2026 ARREARS CONTRIBUTIONS-J. DOWNS	23,901.58	23,901.58
	Voucher:							
57988	2/20/2026	00004266	U.S. BANK CORPORATE PAYMENT SY					
		0012205	SOUTH COAST SHINGLE CO., INC.	1267380	1/6/2026	DR- AUD BOULDER ROCKS - CITY HALL	1,498.09	
		0005518	CALIFORNIA WATER ENVIRONMENT	870776	12/23/2025	EM- CALIFORNIA WATER ENVIRONMENT COURSE	70.00	
		0011320	THE FIT EXPO	THFTXPLSNGL	12/30/2025	JM-FITNESS STAFF TRAINING	126.68	
		0014467	FITNESS ON DEMAND	70156	1/1/2026	JM-FOD MONTHLY SUBSCRIPTION	229.00	
		0015323	PROMOTE & GROW SHOP	P&G881035	1/6/2026	JM-FITNESS EVENT MARKETING	199.35	
		0015323	PROMOTE & GROW SHOP	P&G881037	1/6/2026	JM-YOUTH SPORTS MARKETING	526.07	
		0010098	PROPERTYRADAR	4F31C680-0007	1/5/2026	WC- PROPERTY RADAR ANNUAL SUBSCRIPTION B	374.40	
		0015323	PROMOTE & GROW SHOP	P&G881036	1/6/2026	JM-FITNESS PROGRAM MARKETING	526.07	
		00002871	ICC-INTERNATIONAL CODE COUNCIL	102153201	1/18/2026	WC- INTERNATIONAL CODE COUNCIL , CERTIFI	265.00	
		0014937	ADRENALINE PAINTBALL & AIRSOFT	89149047086	1/7/2026	JM-FITNESS PROGRAM SUPPLIES	70.66	
		0014566	MARSHALLS	001506	1/8/2026	JM-FITNESS PROGRAM SUPPLIES	94.10	
		0015379	AVENLUR	7777095	12/23/2025	CC - EQUIPMENT FOR EDUCATIONAL OUTREACH/	131.80	
		0008304	GODADDY.COM	3983759744	1/3/2026	JPL- SSL CERT FOR WEB UB SITE (ONLINE P	119.99	
		0005730	EL MIXTECA	F46	1/13/2026	AE - 01/13/26 - FOOD FOR REGUALR CITY CO	96.33	
		0005346	CALACT	2026-171	12/22/2025	TD- 01/01/26-12/31/26 - ANNUAL MEMBERSH	1,025.00	
		0010827	CARD INTEGRATORS CORPORATION	Q-21487	12/22/2025	JEM-SUPPLIES FOR PRINTER (CCW PREMIT/EMP	220.68	
		0015383	JOHN GUILFOIL PUBLIC RELATIONS	2351219	12/22/2025	JEM: SUPPLIES FOR PRINTER	249.00	
		0010615	BEARCOM	6807663	12/29/2025	RA- RADIO SUPPLIES	935.05	
		0008734	METRO EXPRESSLANES	8616450150	1/19/2026	RA- TOLL ROAD FEES	8.35	
		0011351	KIM TURNER, LLC	7650	1/5/2026	JEM 1-7-26 DISPATCH TRAINING EMOTIONAL I	299.00	
		0011351	KIM TURNER, LLC	7675	1/6/2026	JEM 1-21-26 DISPATCH TRAINING EMOTIONAL	299.00	
		00004804	RIO HONDO COMMUNITY COLLEGE	W20463	1/8/2026	JEM 10-29-25 DRIVER TRAINING REGISTRATIO	100.00	
		0007583	USPS	099394	12/22/2025	LF- POSTAGE FOR CHECKS AND POSTAGE ROLL	124.80	
		00000503	CSMFO	300020228	12/22/2025	LF- MEMBERSHIP RENEWAL FOR LUIS FRAUSTO	155.00	
		0012980	CHARTER COMMUNICATIONS	1205089011207	12/7/2025	LF- 12/7/25 - 1/6/26 SPECTRUM SUBSCR FRO	2,130.71	
		00002335	PITNEY BOWES	78188451	12/23/2025	LF- 7/1/2025-12/31/2025 - ACCT# 00110143	218.28	
		0014052	READYREFRESH, PRIMO BRANDS	06A670690036	1/14/2026	LF- 1/1/26 - 1/30/26 CITYWIDE WATER DISP	1,540.87	
		00000902	NAN MCKAY & ASSOCIATES INC.	INV304161	9/15/2025	CA- HCV MB DIGITAL REVISION SERVICE	717.00	
		0005723	SOUTHWEST AIRLINES	A6MF6K	1/6/2026	RB- 02/11/26- 02/13/26 - FLIGHT FOR 2026	176.81	
		0008222	JCL TRAFFIC SERVICES	132560	1/12/2026	AM- DOG WASTE TRASHCAN VINYL DECALS	2,762.50	
		0012471	BEHAVIORAL ANALYSIS TRAINING I	2242	1/11/2026	JEM INVESTIGATIVE INTERVIEW & INTERROGAT	575.00	

Bank : botw BANK OF THE WEST (Continued)

Check #	Date	Vendor		Invoice	Inv Date	Description	Amount Paid	Check Total
		0014757	OPENAI, L.L.C.	02/18/2026	12/22/2025	AC- CHATGPT PLUS MONTHLY CHARGE	20.00	
		0015382	VALLEY GUARD TRAINING	72393	1/20/2026	JEM-CHEMICAL AGENTS/OC SPRAY TRAINING RE	40.00	
		0015385	UTILITY TECHNOLOGIES, LLC	8GKDA18UE	1/22/2026	AC- WATERWORKS VALVE BOX BID HAMMER (2)	215.19	
		0015387	MOUNTED INTERNATIONAL	1079	12/22/2025	EG- OFFICER EQUIPMENT - BATON RING	95.99	
		0015381	GARRETT METAL DETECTOR	W20463	1/8/2026	JEM- NEW METAL HANDHELD DETECTOR FOR	221.45	
		0015327	YOUTUBE PREMIUM	YOUTUBE PRE	1/19/2026	JM-01/26 YOUTUBE MONTHLY SUBSCRIPTION	22.99	
		0011320	THE FIT EXPO	THFTXPLSNGL	12/30/2025	JM-FITNESS STAFF TRAINING	63.34	
		00001698	4 IMPRINT INC	30771176	1/8/2026	EM- STREET DIVISION GIVEWAYS	539.18	
		0008154	JOKER PARTY SUPPLY	935699	1/8/2026	JM-FITNESS EVENT SUPPLIES	89.51	
		0009339	TICKETMASTER	37-53635	1/13/2026	DS- TEEN PROGRAMMING	1,425.00	

		0009339	TICKETMASTER	37-53622	1/13/2026	DS- TEEN PROGRAMING	1,710.00	
		0010634	PANTAGES THEATRE	804144	1/8/2026	DS- COMMUNITY EXCURSION	892.00	21,199.24

Bank : botw BANK OF THE WEST (Continued)

Check #	Date	Vendor		Invoice	Inv Date	Description	Amount Paid	Check Total
57988	2/20/2026	00004266	U.S. BANK CORPORATE PAYMENT SY					
		0015380	ATHLETIC STUFF	51598	12/23/2025	CC - EQUIPMENT FOR EDUCATIONAL OUTREACH/	428.95	
		0014363	4ALLPROMOS	1888002	12/3/2025	CC - RESTOCK EDUCATIONAL EVENT PROMOS	575.90	
		00001102	CENTRAL BASIN WATER ASSOC.	14058408113	2/23/2026	CC - QUARTERLY MEMBERSHIP MTG - C. CASTI	50.00	
		0014461	CANVA	04761-6681310	1/14/2026	CC - MONTHLY SUBSCRIPTION	30.00	
		00000862	CA-NV SECTION AWWA	121295	1/16/2026	CC - REGISTER J. TROXCIL, EXAM XCCE	250.00	
		0015388	COUNTY OF LOS ANGELES PARKING, ENF(	3913232638	1/6/2026	EG- PARKING CITATION 700582503 UNIT 148	145.25	
		0007068	THE TOLL ROADS	46274133	12/8/2025	EG- TOLL ROAD VIOLATIO 769229318 UNIT 13	3.22	
		0005295	WALMART	062876	1/14/2026	DS- TEEN PROGRAMMING	75.39	
		0012615	COSTCO	069396	1/14/2026	DS- SENIOR CENTER SUPPLIES	158.44	
		0008906	DOLLAR TREE	049083	1/14/2026	DS- TEEN PROGRAMMING	21.87	
		0005347	AMAZON.COM	111-3080509-1(	1/15/2026	AE- 01/15/2026 - LINONE MAGANETIC TAPE	6.20	
		0005346	CALACT	2026-171A	12/22/2025	TD- DUPLICATE CHARGE - PO# 0009725	1,025.00	
		0015212	AUTODESK, INC	1004673950	1/7/2026	JPL- AUTO CAD LT PW ENGINEERS, QTY 8	560.00	
		0015212	AUTODESK, INC	1004691447	1/8/2026	JPL- AUTO CAD LT PW ENGINEERS, QTY 1	70.00	
		00004474	NATIONAL EMBROIDERED EMBLEM	12003460	1/14/2026	EG-UNIFORM SHOULDER PATCHES	2,108.19	
		00000192	R&R PRODUCTS INC	000532319	1/5/2026	DR- MOWER REPLACEMENT PARTS	887.78	
		0005346	CALACT	055833	1/8/2026	TD- CREDIT - PO# 0009725 INVOICE 2026-7	-1,025.00	
		0012980	CHARTER COMMUNICATIONS	188430001122(	12/21/2025	TD - INTERNET AT AUDITORIUM	119.98	
		0009649	AT&T	52026	12/27/2025	TD- INTERNET AT AZALEA CONFERENCE ROOM	54.25	
		0009420	SPARKLETTS	1566616	12/27/2025	NC - WATER SERVICES	94.61	
		0009196	ATKINSON, ANDELSON, LOYA, RUUD	35890-4573	1/15/2026	NC - REGISTRATION 2026 - FOR ANNUAL EMPL	349.00	
		0009196	ATKINSON, ANDELSON, LOYA, RUUD	13912-4573	1/15/2026	2026 - FOR ANNUAL EMPLOYMENT LAW CONFERE	349.00	
		0009196	ATKINSON, ANDELSON, LOYA, RUUD	48323-4575	1/15/2026	2026 - FOR ANNUAL EMPLOYMENT LAW CONFERE	349.00	
		0005381	H & H NURSERY	695877	1/7/2026	DR- REPLACEMNT PLANTS - CITY HALL	141.31	
		0012474	THE HOME DEPOT DEPOT PRO	WN45488199	1/5/2026	DR- IRRIGATION ACCESS DOORS	168.07	
		0005381	H & H NURSERY	673422	1/7/2026	DR- REPLACEMENT HALL CITY HALL	153.50	
		0014129	GREEN GARDENER, LLC	1197	1/15/2026	DR- FERTILIZER - URBAN ORCHARD PARK	994.50	
		0013806	IMPACT OVERHEAD DOOR SERVICES, INC	010826COSG	1/8/2026	AM- TRANSFER STATION REMOTES	210.43	8,354.84
113588	3/10/2026 Voucher:	0015345	A & N AUTO BODY	Ref000380652	12/16/2025	UB REFUND CST #00058598 - 4401 FIRESTONE	83.49	83.49
113589	3/10/2026 Voucher:	0015348	AGA PROPERTIES	Ref000380655	12/16/2025	UB Refund Cst #00062417	146.59	146.59
113590	3/10/2026 Voucher:	0015353	AGA PROPERTIES	Ref000380660	12/16/2025	UB REFUND CST #00062416 - 4587 FIRESTONE	279.86	279.86

Bank : botw BANK OF THE WEST (Continued)

Check #	Date	Vendor		Invoice	Inv Date	Description	Amount Paid	Check Total
113591	3/10/2026 Voucher:	0011293	AGRI-TURF DISTRIBUTING, LLC	112064	2/2/2026	PESTICIDES - FERTILIZERS & PEST CONTROL	616.25	616.25
113592	3/10/2026 Voucher:	00004372	AIRGAS USA, LLC	9168899882	2/2/2026	CO2 & SUPPLIES FOR ROUTINE MNTC & COMPLI	635.65	
				9168526052	1/19/2026	CO2 & SUPPLIES FOR ROUTINE MNTC & COMPLI	794.55	
				9168679424	1/26/2026	CO2 & SUPPLIES FOR ROUTINE MNTC & COMPLI	329.71	
				9168679414	1/23/2026	CO2 & SUPPLIES FOR ROUTINE MNTC & COMPLI	507.80	2,267.71
113593	3/10/2026 Voucher:	0011325	ALAN'S LAWN & GARDEN CENTER	91174	7/2/2025	CARRY LARGE SUPPLY OF IRRIGATION PARTS &	176.40	
				91982	7/9/2025	CARRY LARGE SUPPLY OF IRRIGATION PARTS &	92.15	268.55
113594	3/10/2026 Voucher:	0011059	ALESHIRE & WYNDER, LLP	103054	2/3/2026	THRU 01/31/25 - SPECIALIZED LEGAL SERVIC	1,337.50	1,337.50
113595	3/10/2026	0011577	ALL PHASE ELECTRIC SUPPLY CO.	0946-1130656	2/2/2026	INVENTORY PO/ LAMPS	4,653.54	

	Voucher:			0946-1130323	1/28/2026	ELECTRICAL EQUIPMENT, MATERIALS, HARDWAR	1,326.70	5,980.24
113596	3/10/2026	00000706	ALTEC INDUSTRIES, INC.	51950244	2/4/2026	PARTS & LABOR. LIFT TRUCK & CRANE TRUCK	699.11	699.11
	Voucher:							

Bank : botw BANK OF THE WEST (Continued)

Check #	Date	Vendor		Invoice	Inv Date	Description	Amount Paid	Check Total
113597	3/10/2026	0012606	AMAZON CAPITAL SERVICES,INC.	16TD-DLX1-G1	2/5/2026	ADJUSTABLE STANDING DESK	178.85	
	Voucher:			16KR-197X-HG	2/9/2026	SOFT COVER NOTEBOOK	18.62	
				1V7C-CK1N-R4	2/9/2026	PORTABLE HEADPHONE	26.05	
				1YRC-F6QL-FG	2/3/2026	INK CARTRIDGE FOR WC OFFICE	182.96	
				1KRJ-HNKV-L9	11/22/2025	AUTO PARTS FOR PD UNIT # 167	136.50	
				1DNM-PY9X-4H	2/23/2026	EASTER DECORATIONS	230.35	
				1L67-RC39-44F	11/26/2025	AC SERVICE VALVE CAP	16.88	
				1C4W-G3W6-T	12/15/2025	SEATS FOR JOHN DEERE GATOR	442.96	
				13L7-DR6D-PT	1/20/2026	PARK SUPPLIES	767.38	
				1M6C-J33T-LKF	2/4/2026	PARK SUPPLIES	199.53	
				1FDV-7DCQ-TJ	12/22/2025	PARK SUPPLIES	686.61	
				13F4-QQNJ-K3	12/23/2025	PARK SUPPLIES	147.16	
				11XQ-9Q1G-HY	11/17/2025	PARK SUPPLIES	179.83	
				16GX-393W-HH	12/2/2025	PARK SUPPLIES	177.19	
				1XG7-7N79-MD	12/17/2025	PARK SUPPLIES	76.72	
				1W9F-QFY3-YF	12/20/2025	PARK SUPPLIES	406.29	
				13F4-QQNJ-LQ	12/23/2025	PARK SUPPLIES	159.89	
				1FWT-HLNK-PX	2/10/2026	PARK SUPPLIES	31.97	
				11WT-1T3V-RY	12/9/2025	PARK SUPPLIES	268.62	
				13WW-RHGG-H	2/4/2026	ACER USB HUB	10.93	
				1TRJ-LW7D-VC	1/27/2026	BENTGRASS SEED -25LBS	350.31	
				1KH1-VNK7-C1	2/11/2026	PARK SUPPLIES	235.05	4,930.65
113598	3/10/2026	0010725	AMERICAN CONSTRUCTION, INSPECTORS	0000337	9/16/2025	CERTIFICATION RENEWAL DIV ENGINEERING	500.00	500.00
	Voucher:							
113599	3/10/2026	00000018	AMERICAN RENTAL INC.	596020	10/28/2025	MISC EQUIPMENT RENTAL	315.99	315.99
	Voucher:							
113600	3/10/2026	00004309	AMERIFLEX	INV950661	2/28/2026	FEB 2026 - FLEX ADMIN FEE FOR 31 PARTICI	178.25	178.25
	Voucher:							
113601	3/10/2026	0007290	APW KNOX-SEEMAN	21990376	2/11/2026	MISC AUTO PARTS & LUBES	6.33	
	Voucher:			21990360	2/11/2026	MISC AUTO PARTS & LUBES	31.82	
				21990391	2/11/2026	MISC AUTO PARTS & LUBES	6.33	
				21990365	2/11/2026	MISC AUTO PARTS & LUBES	18.01	62.49
113602	3/10/2026	0014735	ARCINA RISK GROUP LLC	24427	10/15/2025	THRU 9/30/25 - PROFESSIONAL SERVICES -	144.00	144.00
	Voucher:							

Bank : botw BANK OF THE WEST (Continued)

Check #	Date	Vendor		Invoice	Inv Date	Description	Amount Paid	Check Total
113603	3/10/2026	00005075	AT&T	24811049	2/17/2026	01/13/26 - 02/12/26 - BAN 9391034765	1,058.69	
	Voucher:			24811051	2/13/2026	01/13/26 - 02/12/26 - BAN 9391034760	21.77	
				24811048	2/13/2026	01/13/26 - 02/12/26 - BAN 9391034763	1,208.68	
				24811052	2/13/2026	01/13/26 -02/12/26 - BAN 9391034766	151.40	
				24811054	2/13/2026	01/13/26 - 02/12/26 - BAN 9391034761	31.91	
				24811047	2/13/2026	01/13/26 - 02/12/26 - BAN 9391034764	784.63	
				24811050	2/13/2026	01/13/26 - 02/12/26 - BAN 9391034762	1,220.66	4,477.74
113604	3/10/2026	00000201	ATLANTIC LOCK & KEY	000764	10/22/2025	SPECIALIZED KEYS FOR THE DEPARTMENT	65.87	
	Voucher:			000862	2/5/2026	SPECIALIZED KEYS FOR THE DEPARTMENT	319.00	384.87
113605	3/10/2026	0010585	AUTOZONE STORES, INC.	05488127304	2/10/2026	AUTO PARTS	45.28	
	Voucher:			05488126980	2/10/2026	AUTO PARTS	189.16	

				05488100237	1/15/2026	AUTO PARTS	653.13	
				05488121593	2/5/2026	AUTO PARTS	36.51	
				05488126540	2/9/2026	AUTO PARTS	204.88	
				05488126808	2/10/2026	AUTO PARTS	43.76	
				05488126997	2/10/2026	AUTO PARTS	12.26	
				05488126987	2/10/2026	AUTO PARTS	19.94	
				05488127338	2/10/2026	AUTO PARTS	25.90	
				05488119407	2/3/2026	AUTO PARTS	34.53	
				05488127136	2/10/2026	AUTO PARTS	39.71	1,305.06
113606	3/10/2026	0015355	BARBER, WILLIAM	Ref000380663	12/23/2025	UB REFUND CST #00053336 - 10524 ATLANTI	128.07	128.07
	Voucher:							
113607	3/10/2026	0011669	BDO USA LLP	500172174	2/13/2026	JAN 2026 BDO USA, LLP ACCOUNTING SERVICE	865.00	865.00
	Voucher:							
113608	3/10/2026	0010615	BEARCOM	6002256	2/2/2026	MARCH 2026 ANNUAL FY 25/26 FCC CHANNEL S	353.17	
	Voucher:			6002258	2/2/2026	FEB 2026 ANNUAL FY 25/26 FCC CHANNEL SHA	358.82	
				6002260	2/2/2026	FEB 2026 ANNUAL FY 25/26 FCC CHANNEL SHA	2,554.81	
				6002261	2/2/2026	FEB 2026 ANNUAL FY 25/26 FCC CHANNEL SHA	211.71	
				6002257	2/2/2026	FEB 2026 BEARCOM ANNUAL MAINTENANCE AGRE	1,655.79	5,134.30
113609	3/10/2026	0011929	BENNETT-BOWEN & LIGHTHOUSE INC	3039808	2/12/2026	INVENTORY PO/ SAFETY VEST	257.56	
	Voucher:			3039662	2/3/2026	INVENTORY PO/ SAFETY VEST	579.43	836.99
113610	3/10/2026	0013985	BOA ARCHITECTURE	24-3124-4	1/22/2026	2/1/26 DESIGN OF CITY HALL ROOF	14,850.00	14,850.00
	Voucher:							
113611	3/10/2026	00000651	BSN SPORTS, LLC	932967900	1/22/2026	SPORTS EQUIPMENT	1,317.87	1,317.87
	Voucher:							

Bank : botw BANK OF THE WEST (Continued)

Check #	Date	Vendor		Invoice	Inv Date	Description	Amount Paid	Check Total
113612	3/10/2026	0015369	CANENGUEZ, BRYAN	Ref000380677	1/26/2026	UB REFUND CST #00065725 - 4024 LIBERTY B	131.38	131.38
	Voucher:							
113613	3/10/2026	0012885	CANON FINANCIAL SERVICES, INC.	42650520	2/9/2026	02/20/26 - 03/19/26- MONTHLY LEASE PAYME	339.52	
	Voucher:			42633474	2/6/2026	02/17/26-03/16/26 - MONTHLY LEASE CONTRA	1,565.76	1,905.28
113614	3/10/2026	0013228	CANON SOLUTIONS AMERICA INC	150185517	12/4/2025	DEC 2025 PLOTTER PRINTER PAPER & INK SUP	166.73	
	Voucher:			150230823	12/31/2025	DEC 2025 PRINTER HEAD THROUGH	672.32	839.05
113615	3/10/2026	0015350	CASSANOVA, ALBERT	Ref000380657	12/16/2025	UB REFUND CST #00060558 - 10337 GARFIELD	204.28	204.28
	Voucher:							
113616	3/10/2026	00000898	CENTRAL BASIN MUNI WATER DIST	SG-DEC25	1/15/2026	DEC 2025- MONTHLY CB METER CHARGE	19,999.19	19,999.19
	Voucher:							
113617	3/10/2026	0006239	CENTRAL FORD	68856	2/4/2026	AUTO PARTS	708.53	
	Voucher:			68772	2/2/2026	AUTO PARTS	57.01	
				68780	2/2/2026	AUTO PARTS	339.54	
				62744	8/18/2025	AUTO PARTS	241.15	
				73575	1/26/2026	AUTO PARTS	750.10	
				65218	10/17/2025	AUTO PARTS	53.72	
				69161	2/13/2026	AUTO PARTS	107.36	
				74205	2/5/2026	AUTO PARTS	2,107.21	
				68867	2/4/2026	AUTO PARTS	429.44	
				61791	7/21/2025	AUTO PARTS	291.89	5,085.95
113618	3/10/2026	0005839	CHAMPION CHRYSLER JEEP DODGE, RAM	5815726	2/11/2026	DEALER PARTS FOR CHARGER UNITS FOR PD	300.00	300.00
	Voucher:							
113619	3/10/2026	0012980	CHARTER COMMUNICATIONS	1083084102012	2/1/2026	02/01/26 - 02/28/26 - NETWORK SERVICES	900.85	
	Voucher:			1884266010111	1/14/2026	1/20/26-2/19/26 SUBLEASE 2 ACCT# 1884266	411.33	1,312.18
113620	3/10/2026	00004302	CINTAS UNIFORM SERVICES	4259158596	2/10/2026	SHOP TOWEL CLEANING SERVICE AND SUPPLIES	72.67	72.67
	Voucher:							
113621	3/10/2026	0011708	CLIENTFIRST TECHNOLOGY, CONSULTING	19175	1/31/2026	JAN 2026 - IT PROJECT MANAGEMENT SERVICE	10,653.75	10,653.75

113622	Voucher: 3/10/2026	0014642	CMR: ESQUIVEL, CYNTHIA	02/12/2026	2/12/2026	02/12/26 - PARKS COMMISSION MEETING	75.00	75.00
113623	Voucher: 3/10/2026	00004154	CMR: FLORES II, ALAN D.	02/12/2026	2/12/2026	02/12/25 - PARKS COMMISSION MEETING	75.00	75.00
113624	Voucher: 3/10/2026	0013812	CMR: PELAYO, EDGAR	02/12/2026	2/12/2026	02/12/26 - PARKS COMMISSION MEETING	75.00	75.00
	Voucher:							

Bank : botw BANK OF THE WEST (Continued)

Check #	Date	Vendor		Invoice	Inv Date	Description	Amount Paid	Check Total
113625	Voucher: 3/10/2026	0012949	CMR: RUIZ, LIZETTE	02/12/2026	2/12/2026	02/12/26 - PARKS COMMISSION MEETING	75.00	75.00
113626	Voucher: 3/10/2026	0015322	CMR: TRUJILLO, ERIC H	02/12/2026	2/12/2026	02/12/26 - PARKS COMMISSION MEETING	75.00	75.00
113627	Voucher: 3/10/2026	00000311	COASTLINE EQUIPMENT	1308922	12/23/2025	NEW JOHN DEERE 320 P-TIER BACKHOE LOADER	182,905.25	
				1320604	2/4/2026	SERVICE HEAVY EQUIPMENT VEHICLES	1,079.43	183,984.68
113628	Voucher: 3/10/2026	0014162	COMMLINE, INC.	0515037-IN	11/11/2025	INSTALL OF EMERGENCY EQUIPMENT ON JEEP (	1,329.00	1,329.00
113629	Voucher: 3/10/2026	0011922	CONCENTRA MEDICAL CENTERS	89777232	2/4/2026	01/30/26-0203/26 - LAX ANAHEIM ORANGE, L	1,136.00	1,136.00
113630	Voucher: 3/10/2026	0006251	CROWN TROPHY	18295	12/26/2025	TROPHYS	370.66	370.66
113631	Voucher: 3/10/2026	0015364	CRUZ, MIGUEL	Ref000380672	1/26/2026	UB REFUND CST #00035065 - 8113 OTIS ST	40.00	40.00
113632	Voucher: 3/10/2026	0015371	DAILY COIN LAUNDRY LLC	Ref000380679	1/26/2026	UB REFUND CST #00065199 - 2966 FIRESTONE	204.28	204.28
113633	Voucher: 3/10/2026	0015373	DAILY COIN LAUNDRY LLC	Ref000380681	1/26/2026	UB REFUND CST #00065198 - 2966 FIRESTONE	204.28	204.28
113634	Voucher: 3/10/2026	00001423	DAILY JOURNAL CORPORATION	B4004751	2/5/2026	01/22/26 - SOUTH GATE SUB AMEND NOTICE	2,120.00	
				B4004771	2/5/2026	01/22/26 - SOUTH GATE SUB AMEND NOTICE	2,120.00	
				B4005748	2/5/2026	01/13/26 - WATER QUALITY MONITORING-PUBL	945.00	
				B4010258	2/5/2026	02/05/25 - 25-0400 CUP 25-5- NOTICE OF P	290.00	
				B4009967	2/5/2026	02/05/26- FY 26-27 ANNUAL PLAN (ENGLISH	225.00	
				B4009972	2/5/2026	02/05/26- FY 26-27 ANNUAL PLAN (SPANISH	255.00	5,955.00
113635	Voucher: 3/10/2026	00000314	DAPEER ROSENBLIT & LITVAK LLP	24933	8/31/2025	08/01/25-08/31/25 - CITY CIVIL APPEALS	2,548.74	2,548.74
113636	Voucher: 3/10/2026	0012407	DAVIS FARR LLP	4326	2/16/2026	FY 24-25 AUDIT	9,555.00	9,555.00
113637	Voucher: 3/10/2026	0015360	DAVIS-BRIGHT, TERRI	Ref000380668	12/23/2025	UB REFUND CST #00066406 -9219 ALEXANDER	178.80	178.80
113638	Voucher: 3/10/2026	0015375	DESIGN PROBUILDERS CORP	PROGRESS PY	2/2/2026	9628 MALLISON AVE NEIGHBORHOOD REVITALIZ	22,939.10	22,939.10
113639	Voucher: 3/10/2026	00003777	DON MILLER & SONS PLUMBING	428686	1/22/2026	PLUMBING SUPPLIES	565.42	565.42
	Voucher:							

Bank : botw BANK OF THE WEST (Continued)

Check #	Date	Vendor		Invoice	Inv Date	Description	Amount Paid	Check Total
113640	Voucher: 3/10/2026	0005434	DOWNEY SUPERIOR COURT	00015	2/9/2026	05/04/2026 - CAHS BAIL APPEARANCE IN COU	20,000.00	20,000.00
113641	Voucher: 3/10/2026	0014798	ECONOLITE CONTROL PRODUCTS,, INC	INV236218	12/22/2025	SPARE TRAFFIC CABINET TWEEDY BLVD	26,444.36	26,444.36
113642	Voucher: 3/10/2026	0015349	ERCASA	Ref000380656	12/16/2025	UB Refund Cst #00066359	204.28	204.28
113643	Voucher: 3/10/2026	0015351	ERCASA	Ref000380658	12/16/2025	UB Refund Cst #00066397	204.28	204.28

	Voucher:							
113644	3/10/2026	0010558	FACTORY MOTOR PARTS COMPANY	12-W25900	2/5/2026	FACTORY AUTO PARTS	461.38	
	Voucher:			12-6999588	2/9/2026	FACTORY AUTO PARTS	270.93	
				167-221365	2/4/2026	FACTORY AUTO PARTS	301.82	1,034.13
113645	3/10/2026	0013187	FAST 5 SOUTH GATE 9, LLC	01020	1/31/2026	JAN 2026 CAR WASH FOR POLICE DEPT.	456.00	456.00
	Voucher:							
113646	3/10/2026	0013912	FAST DEER BUS CHARTER, INC.	15230	1/21/2026	1/21/26 BUS RENTALS FOR DEPARTMENT EXCUR	1,610.00	1,610.00
	Voucher:							

Bank : botw BANK OF THE WEST (Continued)

Check #	Date	Vendor		Invoice	Inv Date	Description	Amount Paid	Check Total
113648	3/10/2026	0013758	FBT GIBBONS LLP	210626165	12/31/2025	DEC 2025 - LEGAL SERVICES	1,474.00	
	Voucher:			210627367	12/31/2025	DEC 2025 - LEGAL SERVICES	592.00	
				210626272	12/31/2025	DEC 2025 - LEGAL SERVICES	204.00	
				210626341	12/31/2025	DEC 2025 - LEGAL SERVICES	695.56	
				210627691	12/31/2025	DEC 2025 - LEGAL SERVICES	3,340.00	
				210626354	12/31/2025	DEC 2025 - LEGAL SERVICES	96.00	
				210627551	12/31/2025	DEC 2025 - LEGAL SERVICES	2,557.00	
				210626270	12/31/2025	DEC 2025 - LEGAL SERVICES	5,780.00	
				210626271	12/31/2025	DEC 2025 - LEGAL SERVICES	5,329.50	
				210627246	12/31/2025	DEC 2025 - LEGAL SERVICES	7,372.00	
				210626269	12/31/2025	DEC 2025 - LEGAL SERVICES	1,612.00	
				210626981	12/31/2025	DEC 2025 - LEGAL SERVICES	26,154.50	
				210627233	12/31/2025	DEC 2025 - LEGAL SERVICES	7,395.80	
				210626273	12/31/2025	DEC 2025 - LEGAL SERVICES	5,127.78	
				210626357	12/31/2025	DEC 2025 - LEGAL SERVICES	266.50	
				210628391	12/31/2025	DEC 2025 - LEGAL SERVICES	20,904.75	
				210626342	12/31/2025	DEC 2025 - LEGAL SERVICES	8,331.30	
				210626353	12/31/2025	DEC 2025 - LEGAL SERVICES	576.00	
				210626352	12/31/2025	DEC 2025 - LEGAL SERVICES	512.00	
				210627368	12/31/2025	DEC 2025 - LEGAL SERVICES	921.78	
				210626351	12/31/2025	DEC 2025 - LEGAL SERVICES	128.00	
				210627247	12/31/2025	DEC 2025 - LEGAL SERVICES	2,814.08	
				210626349	12/31/2025	DEC 2025 - LEGAL SERVICES	7,040.00	
				210627377	12/31/2025	DEC 2025 - LEGAL SERVICES	781.98	
				210626348	12/31/2025	DEC 2025 - LEGAL SERVICES	517.50	
				210626347	12/31/2025	DEC 2025 - LEGAL SERVICES	2,016.00	
				210627374	12/31/2026	DEC 2025 - LEGAL SERVICES	160.00	
				210626346	12/31/2025	DEC 2025 - LEGAL SERVICES	475.50	
				210628390	12/31/2025	DEC 2025 - LEGAL SERVICES	1,987.77	
				210626355	12/31/2025	DEC 2025 - LEGAL SERVICES	736.00	
				210627378	12/31/2025	DEC 2025 - LEGAL SERVICES	3,751.75	
				210626356	12/31/2025	DEC 2025 - LEGAL SERVICES	2,048.00	
				210627373	12/31/2025	DEC 2025 - LEGAL SERVICES	442.46	
				210626360	12/31/2025	DEC 2025 - LEGAL SERVICES	352.00	
				210626350	12/31/2025	DEC 2025 - LEGAL SERVICES	32.00	

Bank : botw BANK OF THE WEST (Continued)

Check #	Date	Vendor		Invoice	Inv Date	Description	Amount Paid	Check Total
				210627382	12/31/2025	DEC 2025 - LEGAL SERVICES	6,908.00	
				210626345	12/31/2025	DEC 2025 - LEGAL SERVICES	1,796.00	
				210628557	12/31/2025	DEC 2025 - LEGAL SERVICES	3,110.36	
				210628394	12/31/2025	DEC 2025 - LEGAL SERVICES	10,632.95	144,972.82
113649	3/10/2026	0005869	FERGUSON WATERWORKS	0070146	2/9/2026	INVENTORY PO/ WATER PARTS	1,395.41	1,395.41

113650	Voucher: 3/10/2026	0015366	FIERRO, ESMERALDA	Ref000380674	1/26/2026	UB REFUND CST #00066096 - 8935 CALIFORNI	52.57	52.57
113651	Voucher: 3/10/2026	0006262	FIRESTONE HAND WASH LLC	202601	1/12/2026	1/1/25-12/31/25 CITYWIDE CAR WASH SERVIC	4,512.00	4,512.00
113652	Voucher: 3/10/2026	00003770	FLEMING ENVIRONMENTAL INC.	23737	2/11/2026	UNDERGROUND STORAGE TANK MAINTENANCE	952.00	952.00
113653	Voucher: 3/10/2026	0005303	FULLER ENGINEERING INC	154607	1/7/2026	CHEMICALS SUPPLIES FOR POOL	23.43	23.43
113654	Voucher: 3/10/2026	0014716	GANDDINI GROUP, INC	19728-6	1/8/2026	TRAFFIC ANALYSIS FOR AMAZON PROJECT	1,520.00	1,520.00
113655	Voucher: 3/10/2026	0013954	GANNETT FLEMING, INC.	075067-01-26	1/26/2026	CM AND INSPECTION SERVICES FOR LONG BEAC	2,213.36	2,213.36
113656	Voucher: 3/10/2026	0008691	GATEWAY WATER MANAGEMENT AUTHO	2026-24	7/31/2025	2025-2026- ANNUAL MEMBERSHIP	15,000.00	
				HTU-25-26	7/31/2025	FY 2025-2026- HARBOR TOXIC UPSTREAM	804.73	15,804.73
113657	Voucher: 3/10/2026	00002890	GRAINGER	9778511833	1/20/2026	SPECIALTY HARDWARE	335.36	
				9751836397		CREDIT- INV#-9747560580	-113.23	
				9769643611	1/13/2026	SPECIALTY HARDWARE	819.95	1,042.08
113658	Voucher: 3/10/2026	0013098	GREEN'S DRY CLEANING & LAUNDRY, SER	539247	1/31/2026	JAIL CLEANING OF GARMENTS AND BEDDING	1,897.50	1,897.50
113659	Voucher: 3/10/2026	0013070	GRIFFIN STRUCTURES, INC.	SGI-SGUO-55	12/31/2025	DEC 2025 CONSTRUCTION MANAGE & INSPECTIO	6,704.50	6,704.50
113660	Voucher: 3/10/2026	0015361	GUTIERREZ, JAZMIN	Ref000380669	12/23/2025	UB REFUND CST #00065455 - 10531 BRYSON A	204.28	204.28
113661	Voucher: 3/10/2026	0012591	HD SUPPLY FACILITIES MAINTENAN	9244793310	1/13/2026	HARD HAT VENTED FULL BRIM STYLE - CN	403.88	403.88
113662	Voucher: 3/10/2026	0009880	HDL SOFTWARE, LLC	SIN046213	12/31/2025	ANNUAL USE OF SOFTWARE FOR BUSINESS LICE	4,025.64	4,025.64
113663	Voucher: 3/10/2026	0015178	HERMOSILLO, MARIA	Ref000380650	12/16/2025	UB REFUND CST #00037404 - 8680 SOUTH GA	45.00	45.00

Bank : botw BANK OF THE WEST (Continued)

Check #	Date	Vendor		Invoice	Inv Date	Description	Amount Paid	Check Total
113664	3/10/2026	00000268	HOME DEPOT CREDIT SERVICES	1372388	2/4/2026	MISC SUPPLIES	54.75	
	Voucher:			6372483	2/19/2026	MISC SUPPLIES	33.28	
				8372466	2/17/2026	MISC SUPPLIES	35.28	
				7351658	2/18/2026	MISC SUPPLIES	284.79	
				3351595	2/12/2026	MISC SUPPLIES	339.92	
				2351496	2/3/2026	GENERAL MAINTENANCE - MISC SUPPLIES	11.58	
				7372477	2/18/2026	MISC SUPPLIES	187.72	
				5024637	2/10/2026	MISC SUPPLIES	42.35	
				2372375	2/3/2026	GENERAL MAINTENANCE - MISC SUPPLIES	88.82	
				6372484	2/19/2026	MISC SUPPLIES	9.89	
				6372480	2/19/2026	MISC SUPPLIES	178.93	
				7372341	1/29/2026	GENERAL MAINTENANCE - MISC SUPPLIES	53.08	
				8363769	1/8/2026	GENERAL MAINTENANCE - MISC SUPPLIES	22.43	
				3363856	2/2/2026	GENERAL MAINTENANCE - MISC SUPPLIES	94.78	
				4372284	1/22/2026	GENERAL MAINTENANCE - MISC SUPPLIES	274.68	
				4034382	1/22/2026	GENERAL MAINTENANCE - MISC SUPPLIES	121.11	
				4363824	1/22/2026	GENERAL MAINTENANCE - MISC SUPPLIES	155.55	
				3363832	1/23/2026	GENERAL MAINTENANCE - MISC SUPPLIES	202.61	
				3363831	1/23/2026	GENERAL MAINTENANCE - MISC SUPPLIES	287.21	
				3363829	1/23/2026	GENERAL MAINTENANCE - MISC SUPPLIES	314.99	
				7342137	1/29/2026	GENERAL MAINTENANCE - MISC SUPPLIES	175.66	

				9191723		CREDIT- INVOICE # 4372284	-113.76	
				8372468	2/17/2026	MISC SUPPLIES	108.41	
				0351506	2/5/2026	MISC SUPPLIES	79.27	3,043.33
113665	3/10/2026	00000647	HONEYWELL INTERNATIONAL INC.	5272089450	2/1/2026	MARCH 2026 HVAC EQUIPMENT MNTC MONITORIN	12,040.07	12,040.07
	Voucher:							
113666	3/10/2026	0013004	INTERSTATE FLEET MAINTENANCE, INC	51020	2/10/2026	DIESEL PARTICULATE FILTER CLEANING SERVI	225.00	225.00
	Voucher:							
113667	3/10/2026	0015346	JARQUIN L, ROSARIO	Ref000380653	12/16/2025	UB REFUND CST #00036113 - 8989 ANNETTA A	94.48	94.48
	Voucher:							
113668	3/10/2026	0013816	JO GO TOOLS LLC	01272666751	2/3/2026	PROVIDES AUTOMOTIVE SPECIALTY TOOLS	499.21	499.21
	Voucher:							

Bank : botw BANK OF THE WEST (Continued)

Check #	Date	Vendor		Invoice	Inv Date	Description	Amount Paid	Check Total
113669	3/10/2026	0011585	JOHNSON CONTROLS FIRE	53682222	1/7/2026	REPLACE ONE SPRINKLER HEAD AT SPORTS CEN	1,234.41	
	Voucher:			53610756	12/9/2025	SG PARK SERVICE CALL BROKEN FIRE DEPT. C	2,409.22	
				25192528	1/23/2026	JOHNSON CONTROLS FIRE PROTECTION CONTRAC	1,282.50	
				53700635	1/12/2026	SG AUDITORIUM - REPAIR FIRE ALARM DEFECT	5,545.75	
				24776546	6/11/2025	FIRE SUPPRESSION SYSTEM	361.03	10,832.91
113670	3/10/2026	0015363	JSK INTERNATIONAL	Ref000380671	1/26/2026	UB REFUND CST #00058102 - 4200 FIRESTONE	29.67	29.67
	Voucher:							
113671	3/10/2026	0007294	KOA CORPORATION	000023055-15R	1/16/2026	12/31/25 PROFESSIONAL ENGINEERING SERVIC	8,375.50	
	Voucher:			000023055-13	11/24/2025	10/31/25 PROFESSIONAL ENGINEERING SERVIC	31,601.00	39,976.50
113672	3/10/2026	0012590	LA TRUCK & AUTO INC, NAPA AUTO PARTS	335175	2/9/2026	AUTOMOTIVE PARTS	168.19	168.19
	Voucher:							
113673	3/10/2026	00004005	LEXIS NEXIS RISK SOLUTIONS	1030003670	1/31/2026	01/01/26 - 11/31/26 - DESK OFFICER ONLIN	1,440.00	
	Voucher:			1100258876	1/31/2026	01/01/26-01/31/26 - AVCC ANNUAL SUBSCR	1,468.13	2,908.13
113674	3/10/2026	0015352	LLC, ERCASA	Ref000380659	12/16/2025	UB Refund Cst #00062474	204.28	204.28
	Voucher:							
113675	3/10/2026	0015356	MANCILLA, IRMA	Ref000380664	12/23/2025	UB REFUND CST #00065064 - 10520 SAN JUAN	153.71	153.71
	Voucher:							
113676	3/10/2026	00004060	MCMASTER-CARR SUPPLY CO	48384272	7/8/2026	SPECIALTY HARDWARE	45.09	
	Voucher:			56572767		CREDIT MEMO- REFERENCE INV#55947402	-19.75	25.34
113677	3/10/2026	0015347	MENENDEZ, OSCAR	Ref000380654	12/16/2025	UB REFUND CST #00053541 - 3720 ARDMORE A	134.29	134.29
	Voucher:							
113678	3/10/2026	0011575	MERCHANTS BUILDING	937661	12/31/2025	DEC 2025 ANNUAL CUSTODIAL & MNTC SERVICE	26,909.00	
	Voucher:			946901	1/31/2026	JAN 2026 ANNUAL CUSTODIAL & MNTC SERVICE	26,909.00	53,818.00
113679	3/10/2026	00000170	MISC - PKS & REC REFUND	100093859-RO	2/12/2026	REFUND OF DEPOSIT (AFTER EVENT)	341.00	341.00
	Voucher:							
113680	3/10/2026	00000170	MISC - PKS & REC REFUND	95842111-GON	1/28/2026	REFUND OF DEPOSIT- (AFTER VENT)	319.00	319.00
	Voucher:							
113681	3/10/2026	00000170	MISC - PKS & REC REFUND	96947515-CAM	1/22/2026	ONE MONTH DISABLED SPLASH MEMBERSHIP -	46.62	46.62
	Voucher:							
113682	3/10/2026	00000170	MISC - PKS & REC REFUND	95972464-ARR	1/22/2026	ONE MONTH FAMILY SPLASH MEMBERSHIP - LIL	31.09	31.09
	Voucher:							
113683	3/10/2026	00000170	MISC - PKS & REC REFUND	96388237-UMA	1/22/2026	ONE MONTH ADULT SPLASH MEMBERSHIP - SAND	31.08	31.08
	Voucher:							
113684	3/10/2026	00000170	MISC - PKS & REC REFUND	95420342-VALE	9/10/2025	REFUND SPLASH ONE MONTH MEMBERSHIP	25.91	25.91
	Voucher:							

Bank : botw BANK OF THE WEST (Continued)

Check #	Date	Vendor		Invoice	Inv Date	Description	Amount Paid	Check Total
113685	3/10/2026	0011448	MNS ENGINEERS, INC.	92788	2/6/2026	DEC 2025 DESIGN SERVICES FOR DEMOLITION	946.00	946.00
	Voucher:							

113686	3/10/2026 Voucher:	0015343	MORALES, ERIC	Ref000380649	12/16/2025	UB REFUND CST #00056496 - 10705 CASSINA	40.93	40.93
113687	3/10/2026 Voucher:	0011779	NACHO AUTOMOTIVE REPAIR, INC.	41453	2/4/2026	VEHICLE SMOG INSPECTION & FAILED EMMISIO	40.00	40.00
113688	3/10/2026 Voucher:	0015358	NUNEZ, BENJAMIN	Ref000380666	12/23/2025	UB REFUND CST #00065285 - 8983 STATE ST	168.10	168.10
113689	3/10/2026 Voucher:	0015169	O C VACCUM INCORPORATED	36098	2/12/2026	2/10/26 URBAN ORCHARD OPERATION AND MAIN	7,337.76	7,337.76

Bank : botw BANK OF THE WEST (Continued)

Check #	Date	Vendor		Invoice	Inv Date	Description	Amount Paid	Check Total
113691	3/10/2026 Voucher:	00001414	ODP BUSINESS SOLUTIONS, LLC	450981560001		CREDIT MEMO- INVOICE #450088676001	-28.78	
				456639550001	1/27/2026	OFFICE SUPPLIES	223.51	
				450913819001	1/6/2026	OFFICE SUPPLIES	125.78	
				453770907001	1/19/2026	OFFICE SUPPLIES	27.39	
				452745043001	1/21/2026	OFFICE SUPPLIES	130.85	
				456223710001	1/22/2026	OFFICE SUPPLIES	60.64	
				456223710002	1/26/2026	OFFICE SUPPLIES	38.75	
				451617280001	1/6/2026	OFFICE SUPPLIES	78.29	
				454679720001	1/15/2026	OFFICE SUPPLIES	112.82	
				454684132001	1/14/2026	OFFICE SUPPLIES	58.68	
				454684133001	1/15/2026	OFFICE SUPPLIES	25.46	
				456080079001	1/15/2026	OFFICE SUPPLIES	44.29	
				456080969001	1/15/2026	OFFICE SUPPLIES	479.98	
				452971749001	1/7/2026	OFFICE SUPPLIES	324.97	
				451545195001	1/12/2026	OFFICE SUPPLIES	166.86	
				452720974001	1/23/2026	OFFICE SUPPLIES	91.68	
				455329914001	1/14/2026	OFFICE SUPPLIES	63.48	
				456080971001	1/15/2026	OFFICE SUPPLIES	494.17	
				454824420001	1/21/2026	OFFICE SUPPLIES	79.24	
				455136293001	1/21/2026	OFFICE SUPPLIES	880.31	
				455136721001	1/21/2026	OFFICE SUPPLIES	328.96	
				453760394001	1/15/2026	OFFICE SUPPLIES	94.18	
				452617760001	1/9/2026	OFFICE SUPPLIES	335.19	
				455460630001	1/14/2026	OFFICE SUPPLIES	79.60	
				451485782001	1/6/2026	OFFICE SUPPLIES	266.20	
				452918347001	1/22/2026	OFFICE SUPPLIES	90.48	
				453310809001	1/6/2026	OFFICE SUPPLIES	41.15	
				453310809002	1/12/2026	OFFICE SUPPLIES	35.24	
				456188079001	1/23/2026	OFFICE SUPPLIES	6,847.76	
				451676909001	1/6/2026	OFFICE SUPPLIES	119.37	
				451683577001	1/6/2026	OFFICE SUPPLIES	26.66	
				454661223001	1/8/2026	OFFICE SUPPLIES	146.69	
				453108154001	1/7/2026	OFFICE SUPPLIES	118.97	
				453115013001	1/7/2026	OFFICE SUPPLIES	86.33	
				456639299001	1/27/2026	OFFICE SUPPLIES	54.25	

Bank : botw BANK OF THE WEST (Continued)

Check #	Date	Vendor		Invoice	Inv Date	Description	Amount Paid	Check Total
				456639551001	1/27/2026	OFFICE SUPPLIES	9.57	
				455318117001	1/21/2026	OFFICE SUPPLIES	27.62	
				455322133001	1/21/2026	OFFICE SUPPLIES	939.74	
				455319806001	1/21/2026	OFFICE SUPPLIES	167.64	13,293.97
113692	3/10/2026 Voucher:	0015359	ORDAZ, HILDA	Ref000380667	12/23/2025	UB REFUND CST #00066591 - 9212 SAN ANTON	169.88	169.88

113693	3/10/2026	0007984	O'REILLY AUTO PARTS	3063-255745	2/3/2026	AUTO PARTS	8.76	
	Voucher:			3063-256043	2/5/2026	AUTO PARTS	49.39	
				3063-256870	2/11/2026	AUTO PARTS	27.92	
				3063-256726	2/10/2026	AUTO PARTS	94.93	
				3063-257055	2/12/2026	AUTO PARTS	26.56	
				3063-256004	2/5/2026	AUTO PARTS	7.30	
				3063-256019	2/5/2026	AUTO PARTS	49.80	
				3063-256898	2/11/2026	AUTO PARTS	103.42	
				3063-256663	2/9/2026	AUTO PARTS	22.65	390.73
113694	3/10/2026	0015357	PATINO, YENIFER	Ref000380665	12/23/2025	UB REFUND CST #00066184 - 8935 CALIFORNI	165.36	165.36
	Voucher:							
113695	3/10/2026	00005158	PD: AGENT, AUGUST	TNR 1279	2/2/2026	OCT 6-7 2025 IN-TIME UNIVERSITY PER DIEM	116.50	116.50
	Voucher:							
113696	3/10/2026	00003848	PD: BAUTISTA, LISA	TNR 1281	2/17/2026	JAN 21 2026 EMOTIONAL INTELLIGENCE FOR P	49.30	49.30
	Voucher:							
113697	3/10/2026	00002562	PD: BERNABE, DANIEL	TNR1273	2/17/2026	SEPT. 29- OCT.2, 2025 - TRAVEL & PER DI	98.64	98.64
	Voucher:							
113698	3/10/2026	0015384	PD: CARILLO, MARIO	TNR 1280	2/17/2026	OCT 6-8 2025 STANDARDIZED FIELD SOBRIETY	181.92	181.92
	Voucher:							
113699	3/10/2026	00003899	PD: CHAVEZ, JAMES	TNR 1279	2/2/2026	OCT 6-7 2025 IN-TIME UNIVERSITY-PERDIEM/	186.50	186.50
	Voucher:							
113700	3/10/2026	0014451	PD: GONZALEZ, JOSHUA R.	TNR 1274	2/17/2026	SEPT 1-12 2025 TRAFFIC COLLISION INVESTI	246.60	246.60
	Voucher:							
113701	3/10/2026	0013372	PD: GONZALEZ, RAUL	TNR 1274	2/17/2026	SEPT 1-12 2025 TRAFFIC COLLISION INVESTI	246.60	246.60
	Voucher:							
113702	3/10/2026	0008815	PD: KENDALL, MARTHA	TNR 1279	2/2/2026	OCT 6-7 2025 IN-TIME UNIVERSITY PER DIEM	116.50	116.50
	Voucher:							
113703	3/10/2026	0012288	PD: LOZADA, MARIA	TNR 1281	2/17/2026	JAN 21 2026 EMOTIONAL INTELLIGENCE FOR P	49.30	49.30
	Voucher:							

Bank : botw BANK OF THE WEST (Continued)

Check #	Date	Vendor		Invoice	Inv Date	Description	Amount Paid	Check Total
113704	3/10/2026	0013094	PD: OSORIO, JESUS	TNR 1280	2/17/2026	OCT 6-8 2025 STANDARDIZED FIELD PER DIEM	181.92	181.92
	Voucher:							
113705	3/10/2026	00001477	PD: RIVERSIDE COUNTY SHERIFF'S	BCTC0093630	1/12/2026	MARCH 9-20 2026 POST SUPERVISORY COURSE	184.00	184.00
	Voucher:							
113706	3/10/2026	0015025	PD:MONDRAGON, KIMBERLY	TNR1282	2/17/2026	OCT. 27-29, 2025 - TRAVEL & PER DIEM CA	117.64	117.64
	Voucher:							
113707	3/10/2026	0009511	PD:PRADO FAMILY SHOOTING RANGE	7717	1/18/2026	FIREARMS TRAINING & QUALIFICATION -RANGE	450.00	
	Voucher:			7742	2/15/2026	2/9-2/12 2026 FIREARM TRAINING & QUALIFA	1,350.00	
				7700	12/21/2026	12/17 & 12/19 2025 FIREARMS TRAINING & Q	800.00	2,600.00
113708	3/10/2026	00004717	PETTY CASH- GENERAL FUND -	12/09/25 - 02/1(	12/9/2025	12/09/25 - 02/10/26 - PETTY CASH GENERA	752.56	752.56
	Voucher:							
113709	3/10/2026	00004713	PETTY CASH- PARKS & REC.DEPT.-	01/26/26-02/10/	1/26/2026	01/26/26 - 02/10/26 - PARKS PETTY CASH	129.44	129.44
	Voucher:							
113710	3/10/2026	00004714	PETTY CASH- POLICE DEPT. -	06/30/25-12/11/	2/9/2026	JUNE 30 2025- DECEMBER 11 2025 - PETTY	746.03	746.03
	Voucher:							
113711	3/10/2026	0012870	PK: BIBRIESCA DE ARELLANO, MARIELENA	MBwinter0126-/	1/29/2026	01/06/26-01/29/26 TONE IT UP	405.00	
	Voucher:			MBwinter0126	1/29/2026	01/06/26-01/29/26 TONE IT UP	405.00	810.00
113712	3/10/2026	0011257	PK: GUILMETTE, ROBERT	RGwinter0126	1/26/2026	01/05/26-01/26/26 YOGA	980.00	980.00
	Voucher:							
113713	3/10/2026	0013797	PK: MANRIQUEZ, EYVAR	EMwinter0126	1/30/2026	01/02/26-01/30/26 MUAY THAI	405.00	405.00
	Voucher:							
113714	3/10/2026	0014459	PK: RANGEL, VIOLETA ISAVEL	VRwinter0126	1/31/2026	01/08/26-01/31/26 ADV. YOGA	315.00	315.00

	Voucher:							
113715	3/10/2026	0010624	PK: SANCHEZ, MARIBEL	MSwinter0126	1/31/2026	01/17/26-01/31/26 ZUMBA	135.00	135.00
	Voucher:							
113716	3/10/2026	0013659	PK: SANCHEZ, ROCIO	RSwinter0216	1/26/2026	1/5/26-1/26/26 COMBO BOXING	225.00	
	Voucher:			RSwinter0126-E	1/28/2026	01/07/26-01/28/26 STEP AEROBICS	225.00	
				RSwinter0126	1/30/2026	01/02/26-01/30/26 ZUMBA	810.00	1,260.00
113717	3/10/2026	0013796	PK: YOGAWITHVANESA	VJwinter0126	1/29/2026	01/05/26-01/29/26 YOGA	360.00	360.00
	Voucher:							
113718	3/10/2026	0014204	PREFERRED IMPRESSIONS, INC.	28175	1/24/2026	DECALS FOR UNITS # 416, 297,406, 413	551.25	
	Voucher:			28120	12/31/2025	DECALS FOR UNIT #628,629,639	745.88	
				28162	1/24/2026	GRAPHICS PD PARKING ENFORCEMENT UNIT #15	660.10	1,957.23
113719	3/10/2026	0015362	RENDON, IGNACIO	Ref000380670	1/26/2026	UB REFUND CST #00032187 - 8117 MADISON A	15.00	15.00
	Voucher:							

Bank : botw BANK OF THE WEST (Continued)

Check #	Date	Vendor		Invoice	Inv Date	Description	Amount Paid	Check Total
113720	3/10/2026	00004804	RIO HONDO COMMUNITY COLLEGE	S26-47-ZSGT	2/3/2026	CLSS 219 BASIC POLICE ACADEMY MODULE II	2,592.00	2,592.00
	Voucher:							
113721	3/10/2026	00002735	ROADLINE PRODUCTS, INC. USA	22441	2/2/2026	REPAIRS TO PUBLIC WORKS GRAFFITI UNIT #6	13,210.19	13,210.19
	Voucher:							
113722	3/10/2026	0007637	RSG, INC	14859	1/31/2026	JAN 2026 - 9001 -19 LONG BEACH BLVD PROJ	2,350.00	
	Voucher:			14860	1/31/2026	JAN 2026 - FY 25-26 - SB 341 REPORT	235.00	
				14858	1/31/2026	GENERAL ON-CALL SERVICES FOR THE COMMUNI	3,878.75	
				14861	1/31/2026	JAN 2026 - PROPERTY DISPOSITION	1,840.00	
				14862	1/31/2026	JAN 2026 - ROPS 26-27	1,175.00	9,478.75
113723	3/10/2026	00004821	S & J SUPPLY COMPANY, INC.	S100265217.00	2/3/2026	MISC HARDWARE	1,676.16	1,676.16
	Voucher:							
113724	3/10/2026	0013470	SA ASSOCIATES	FIRESTONE-01	2/13/2026	JANUARY 2026 - FIRESTONE BLVD. BRIDGE PI	41,246.00	41,246.00
	Voucher:							
113725	3/10/2026	0008369	SAFETY-KLEEN SYSTEM, INC	98939819	1/14/2026	CLEANING SERVICE OF EQUIPMENT & PARTS	1,612.99	1,612.99
	Voucher:							
113726	3/10/2026	00000322	SAM'S CLUB	2723	2/12/2026	MISC SUPPLIES	81.18	
	Voucher:			2949	2/11/2026	MISC SUPPLIES	111.65	
				000455	1/27/2026	MISC SUPPLIES	48.97	
				004595	1/21/2026	MISC SUPPLIES	325.67	
				000457	1/27/2026	MISC SUPPLIES	48.80	
				003409	2/18/2026	MISC SUPPLIES	178.89	
				003411	2/18/2026	MISC SUPPLIES	33.74	
				004309	2/5/2026	PWYD- FOOD, SNACK'S, DRINKS CITY EVENTS	43.62	
				2725	2/12/2026	MISC SUPPLIES	71.92	944.44
113727	3/10/2026	0015368	SANCHEZ CORTES, RICARDO	Ref000380676	1/26/2026	UB REFUND CST #00066626 - 10337 GARFIELD	74.32	74.32
	Voucher:							
113728	3/10/2026	0015344	SANTOS, KAREN	Ref000380651	12/16/2025	UB REFUND CST #00052155 - 10537 RICHLEE	62.11	62.11
	Voucher:							
113729	3/10/2026	0010623	SECTRAN SECURITY INC.	26020629	2/12/2026	FEB 2026 - SECTRAN - ARMORED TRUCK SERVI	633.09	633.09
	Voucher:							

Bank : botw BANK OF THE WEST (Continued)

Check #	Date	Vendor		Invoice	Inv Date	Description	Amount Paid	Check Total
113730	3/10/2026	00004834	SECURITY SIGNAL DEVICES SYSTEM	R-00632999	1/1/2026	ANNUAL SERVICE CONTRACT PUBLIC WORKS FY	7,564.47	
	Voucher:			S-01159212	12/2/2025	REPAIR AND MAINTENANCE NOT ON CONTRACT	283.50	
				R-00599869	7/1/2025	FY 2025/26: WATER FACILITIES SERVICES, M	7,117.08	
				S-01150432	7/2/2025	REPAIR AND MAINTENANCE NOT ON CONTRACT	94.50	
				S-01150446	7/2/2025	REPAIR AND MAINTENANCE NOT ON CONTRACT	94.50	

				S-01150545	7/7/2025	REPAIR AND MAINTENANCE NOT ON CONTRACT	189.00	
				S-01159765	12/10/2025	REPAIR AND MAINTENANCE NOT ON CONTRACT	189.00	
				S-01151034	7/15/2025	REPAIR AND MAINTENANCE NOT ON CONTRACT	189.00	
				S-01150416	7/2/2025	REPAIR AND MAINTENANCE NOT ON CONTRACT	189.00	
				S-01159598	12/10/2025	REPAIR AND MAINTENANCE NOT ON CONTRACT	189.00	
				S-01159534	12/10/2025	REPAIR AND MAINTENANCE NOT ON CONTRACT	189.00	
				S-01151006	7/14/2025	REPAIR AND MAINTENANCE NOT ON CONTRACT	94.00	16,382.05
113731	3/10/2026	0012588	SHI	B20450083	10/31/2025	MICROSOFT M365 G3 UNIFIED FUSL GCC, RENE	161,004.14	161,004.14
	Voucher:							
113732	3/10/2026	0014935	SOUTHEAST POLICE CHIEF'S GROUP	02/05/2026	2/5/2026	2026 - MEMBERSHIP DUES CITY OF VERNON P	1,000.00	1,000.00
	Voucher:							
113733	3/10/2026	00004864	SOUTHERN CALIFORNIA EDISON	604906	11/17/2025	HOLLYDALE PARK NEW WATER METER & SERVICE	2,472.04	2,472.04
	Voucher:							
113734	3/10/2026	0011362	SPORTS IMPORTS, INC.	QUO49738	10/21/2025	STEEL VOLLYEBALL POLE REPLACEMENTS	5,913.28	5,913.28
	Voucher:							
113735	3/10/2026	00004908	STATUS ONE MEDICAL INC	71016	1/22/2026	71012 CITY YARD FIRST AID SUPPLIES	87.55	87.55
	Voucher:							
113736	3/10/2026	0008773	STOTZ EQUIPMENT	128757	2/3/2026	JOHN DEERE PARTS FOR GOLF COURSE EQUIP	1,495.62	
	Voucher:			126335	1/29/2026	JOHN DEERE PARTS FOR GOLF COURSE EQUIP	1,243.85	
				135155	2/16/2026	JOHN DEERE PARTS FOR GOLF COURSE EQUIP	1,977.46	4,716.93
113737	3/10/2026	0009039	TETRA TECH	52534935	1/13/2026	10/24/25 DESIGN SERVICES FOR PFAS SYSTEM	29,632.00	29,632.00
	Voucher:							
113738	3/10/2026	0013473	THE SINATRA UNIFORM COMPANY	SU17292	1/15/2026	UNIFORM ALLOWANCE-CSO LOPEZ, ESMERALDA -	650.00	650.00
	Voucher:							
113739	3/10/2026	00003851	THOMSON REUTERS	853164215	2/1/2026	JAN 2026 ONLINE/SOFTWARE SUBSCRIPTION	759.00	759.00
	Voucher:							
113740	3/10/2026	0013792	UNIFIRST CORPORATION	CSG0126	2/4/2026	JAN 2026 - PROCUREMNT OF CITY-ISSUED UNI	1,127.67	1,127.67
	Voucher:							
113741	3/10/2026	0015370	UPFRONT HOME BUYERS LLC	Ref000380678	1/26/2026	UB REFUND CST #00066581 - 10555 KARMONT	149.24	149.24
	Voucher:							

Bank : botw BANK OF THE WEST (Continued)

Check #	Date	Vendor		Invoice	Inv Date	Description	Amount Paid	Check Total
113742	3/10/2026	00003928	US BANK TRUST N.A.	788757000-MAI	3/1/2026	MAR 2026- COSG 2005 PENSION OBLIGATION R	167,768.00	
	Voucher:			3151056	2/9/2026	MARCH 2026 - 2019 SERIES A-T DEBT SERVIC	1,079,375.95	
				3151052	2/9/2026	MARCH 2026 - 2019 SERIES A-T DEBT SERVIC	185,094.35	1,432,238.30
113743	3/10/2026	0015367	VILLEGAS, JOEL	Ref000380675	1/26/2026	UB REFUND CST #00064633 - 9645 VICTORIA	57.89	57.89
	Voucher:							
113744	3/10/2026	0015365	VISOSO, RAFAEL	Ref000380673	1/26/2026	UB REFUND CST #00030729 - 9325 SAN LUIS	40.00	40.00
	Voucher:							
113745	3/10/2026	0014729	VITAL RECORDS HOLDINGS,LLC	5961171	1/31/2026	JAN 2026 - STORAGE SERVICES FOR ADMIN SV	563.90	563.90
	Voucher:							
113746	3/10/2026	0015354	WALKER, BOBBY	Ref000380662	12/23/2025	UB REFUND CST #00062270 - 9532- CALIFOR	62.86	62.86
	Voucher:							
113747	3/10/2026	00002593	WAXIE'S SANITARY SUPPLY	83782287	2/13/2026	JANITORIAL SUPPLIES	463.38	
	Voucher:			83785286	2/16/2025	JANITORIAL SUPPLIES	424.02	887.40
113748	3/10/2026	00000032	WEST COAST MAILERS	12198	2/9/2026	11/18/25 - 12/11/25 - WA BILLS CYC 1 &	3,423.98	
	Voucher:			12199	2/9/2026	11/27/25 - 12/18/25 - WA BILLS CYC 3	1,432.81	
				12197	2/9/2026	11/27/25 - 12/22/25 - WA BILLS CYC 4	1,353.45	
				12196	2/9/2026	12/03/25 - 01/06/26 - WA BILLS CYC 5 &	2,904.45	
				12195	2/9/2026	12/10/25 - 01/13/26 - WA BILLS CYC 7 &	2,519.16	
				12194	2/9/2026	01/01/26 - 01/31/26 - WA BILLS CYC 10	176.96	11,810.81
113749	3/10/2026	00000561	WESTERN EXTERMINATOR COMPANY	91510046	2/10/2026	02/10/2026 - ANNUAL PEST CONTROL SERVICE	59.00	
	Voucher:			91507306	2/10/2026	02/10/26 - ANNUAL PEST CONTROL SERVICE A	304.37	

				91509036	2/10/2026	02/10/26 - ANNUAL PEST CONTROL SERVICE A	79.45	
				91509035	2/10/2026	02/10/26 - ANNUAL PEST CONTROL SERVICE A	233.96	
				91508835	2/10/2026	02/10/26 - ANNUAL PEST CONTROL SERVICE A	85.50	
				91507750	2/10/2026	02/10/26- ANNUAL PEST CONTROL SERVICE AG	241.28	
				91507594	2/10/2026	2/10/26- ANNUAL PEST CONTROL SERVICE AGR	124.63	
				91507593	2/10/2026	2/10/26 - ANNUAL PEST CONTROL SERVICE AG	49.50	
				91507592	2/10/2026	02/10/26 - ANNUAL PEST CONTROL SERVICE A	45.00	
				91507591	2/10/2026	02/10/26 - ANNUAL PEST CONTROL SERVICE A	156.05	
				89143557	1/9/2026	PEST CONTROL AT HOLLYDALE REGIONAL PARK	420.00	
				90322827	1/31/2026	ANNUAL PEST CONTROL SERVICE AGREEMENT FY	165.40	1,964.14
113750	3/10/2026	0011968	WEX BANK	110542925	2/7/2026	SHELL GAS FOR PD	1,289.78	1,289.78
	Voucher:							
113751	3/10/2026	00001280	WILLDAN	00630544	7/14/2025	6/30/25 PEDESTRIAN AND BICYCLE STUDY ALO	5,428.00	5,428.00
	Voucher:							

Bank : botw BANK OF THE WEST (Continued)

Check #	Date	Vendor		Invoice	Inv Date	Description	Amount Paid	Check Total
113752	3/10/2026	0007584	WINZER CORPORATION	3682461	1/28/2026	INVENTORY PO/ SPRAY PAINT	366.23	366.23
	Voucher:							
113753	3/10/2026	0011321	WITTEK GOLF	INV159335	2/6/2026	GOLF COURSE SUPPLIES AND EQUIPMENT	2,072.08	2,072.08
	Voucher:							
113754	3/10/2026	0015372	WOO, DIANNE	Ref000380680	1/26/2026	UB REFUND CST #00066011 - 2623 POPLAR PL	204.28	204.28
	Voucher:							
113755	3/10/2026	0015023	ZEBRA ATHLETICS	INV19402	12/18/2025	FITNESS EQUIPMENT SUPPLIES	1,824.75	1,824.75
	Voucher:							
113756	3/10/2026	00000062	ZIEGLER'S HARDWARE& SUPPLY,INC	6753A	1/28/2026	MISC HARDWARE	16.56	
	Voucher:			6751A	1/28/2026	MISC HARDWARE	32.06	
				6735	1/26/2026	MISC HARDWARE	25.41	
				6734	1/26/2026	MISC HARDWARE	39.79	
				6752	1/28/2026	MISC HARDWARE	33.11	
				6736	1/26/2026	MISC HARDWARE	115.00	
				6776	2/2/2026	MISC HARDWARE	44.28	
				6788	2/3/2026	MISC HARDWARE	68.62	374.83
						Sub total for BANK OF THE WEST:		2,520,528.60

170 checks & 2 wires in this report.

Grand Total All Checks: 2,520,528.60

WARRANT REGISTER FOR COUNCIL MEETING 03/10/2026

PART IV

apChkLst
03/02/2026 5:14:14PM

Final Check List
CITY OF SOUTH GATE

Bank : botw BANK OF THE WEST

Check #	Date	Vendor		Invoice	Inv Date	Description	Amount Paid	Check Total
3088	2/26/2026	00004836	SEIU LOCAL 721 CTW CLC-2	Ben381886	2/26/2026	SEIU DUES: PAYMENT	2,933.58	2,933.58
	Voucher:							
3089	2/26/2026	00002370	INTERNAL REVENUE SERVI(	Ben381888	2/26/2026	MEDICARE: PAYMENT	180,627.93	180,627.93
	Voucher:							
3090	2/26/2026	00000343	PUBLIC EMPLOYEES RETIRI	Ben381890	2/26/2026	PERS RETIREMENT: PAYMENT	296,258.79	296,258.79
	Voucher:							
3091	2/26/2026	00001186	EMPLOYMENT DEVELOPME	Ben381892	2/26/2026	SDI: PAYMENT	67,411.00	67,411.00
	Voucher:							
3092	2/26/2026	00000004	NATIONWIDE RETIREMENT :	Ben381894	2/26/2026	DEF COMP NATIONWIDE: PAYME	65,159.05	65,159.05
	Voucher:							
3093	2/26/2026	00004996	SEIU-COPE LOCAL 721, LA/(	Ben381896	2/26/2026	SEIU- COPE LOCAL 721 DEDUCT	88.01	88.01
	Voucher:							
3094	2/26/2026	00004988	CHILD SUPPORT ON-LINE, S	Ben381898	2/26/2026	CHILD SUPPORT-ONLINE: PAYMI	340.13	340.13
	Voucher:							

Sub total for BANK OF THE WEST 612,818.49

7 wires in this report.

Grand Total All Wires 612,818.49

WARRANT REGISTER SUMMARY
CITY COUNCIL MEETING OF 03/10/2026

TOTAL PART I -PAYROLL- RELATED CHECKS		2,308.17
TOTAL PART II - PREPAID CHECKS 2/25/26		1,243,508.54
TOTAL PART III -ACCOUNTS PAYABLE CHECKS & WIRE TRANSFERS		2,520,528.60
TOTAL PART IV -PAYROLL- RELATED WIRE TRANSFERS		612,449.10
	SUB - TOTAL	4,378,794.41
LESS: VOIDS		(7,811.89)
LESS: EMPLOYEE PAYROLL DEDUCTIONS		(411,575.27)
	GRAND TOTAL	3,959,407.25

SOUTH GATE CITY COUNCIL
WARRANT APPROVAL AND CANCELLATION

Warrant Number **113576** to Warrant Number **113756** inclusive, plus WireTransfers and EFTs totaling **$3,959,407.25** as listed on the accompanying Accounts Payable Warrant Register of **March 10, 2026** are approved as presented, with the exception of the following voided and replacement warrants:

Voided Check Number	Vendor	Check Date	Amount	Reason for Void or Replacement
113470	LA COUNTY REGISTRAR-RECORDER	2/24/2026	$25.00	DEPT. PAID IN PERSON
113454	GO2ZERO STRATEGIES, LLC	2/24/2026	$3,761.25	STOP PAYMENT REQUEST BY DEPT
113200	HDL COREN & CONE	1/27/2026	$4,025.64	WRONG VENDOR
113074	MIS-PARKS	1/13/2026	$81.87	WRONG VENDOR
	TOTAL OF VOIDED CHECKS		**$7,811.89**	
113361	UNIFIRST CORPORATION		$180.04	LOST IN MAIL
113117	UNIFIRST CORPORATION		$1,472.27	LOST IN MAIL
	*** TOTAL OF REPLACEMENT CHECKS**		**$1,652.31**	

* Replacement checks reported in previous warrant registers have no impact to the grand total.

ACCOUNTING AND FINANCE MANAGER

3/3/26

DIRECTOR OF ADMINISTRATIVE SERVICES

Pursuant to action of the City Council on March **10,2026** at a regular or adjourned meeting, the City Treasurer was ordered to pay and/or cancel the above warrants, wire transfers & ETFs, as approved.