

**CITY OF CORAL SPRINGS, FLORIDA**  
**CHARTER SCHOOL BOARD OF DIRECTORS**  
**AGENDA**

*2/1/2022 Document Added*

Wednesday, February 2, 2022  
5:00 PM

Commission Chambers, City Hall  
9500 West Sample Road

**Call to Order**

**Roll Call**

**Moment of Silence**

**Pledge of Allegiance**

**Charter School Board of Directors Meeting Agenda**

**1. Public Input Regarding Coral Springs Charter School's Operation**

**2. Minutes Approval**

Request to approve the January 5, 2022 meeting minutes. (REQUEST TO APPROVE)

**3. School Report - Principal Gary Springer**

Updates about the Coral Springs Charter School. (REQUEST TO ACCEPT)

**4. Presentation, Teacher Compensation Plan Implementation Update**

**5. 2021-2022 School Hardening Grant - Principal Gary Springer**

An application for Safety and Security of School Building, also known as School Hardening Grant. This is a grant that helps fund security projects identified in the school's risk assessment and/or FSSAT conducted in October. (REQUEST TO RATIFY)

**6. Temporary Educator Certificate Extension - Principal Gary Springer**

Request to approve one-year extensions of temporary certificate per Florida State Board of Education DOE Order No. 2020-EO-02 for Christopher Densmore and Charlie Fine. (REQUEST TO APPROVE)

**7. Coral Springs Charter School Fiscal Year 2022 Q2 Financials**

Request to accept the second quarter financials for the Coral Springs Charter School. (REQUEST TO ACCEPT)

**Adjournment**

**If a person decides to appeal any decision made by the Coral Springs Charter School Board of Directors with respect to these matters, individual(s) must ensure that verbatim record of the proceedings is made. The record should include the testimony and evidence upon which the appeal is to be based.**

**Residents planning to attend the meeting who need special assistance must notify the City Clerk's Office at (954) 344-1065 no later than 24 hours preceding the meeting.**

## Summary Sheet

Agenda Item: 1.

Meeting Date: February 2,  
2022

**Subject:**

Public Input Regarding Coral Springs Charter School's Operation

**Placement:** Charter School Board of Directors Meeting Agenda

## Summary Sheet

Agenda Item: 2.

Meeting Date: February 2,  
2022

**Subject:** Minutes Approval

**Requested Action:**

Request to approve the January 5, 2022 meeting minutes. (REQUEST TO APPROVE)

**Placement:** Charter School Board of Directors Meeting Agenda

**Attachments:** [Meeting Summary](#)

**CITY OF CORAL SPRINGS, FLORIDA**  
**CHARTER SCHOOL BOARD OF DIRECTORS**

Wednesday, January 5, 2022  
5:30 PM

Commission Chambers, City Hall  
9500 West Sample Road

**Call to Order**

The meeting was called to order at 5:30 p.m. The meeting was held in the Commission Chambers at City Hall, 9500 West Sample Road, Coral Springs, Florida.

**Roll Call**

Present:

Chair Shawn Cerra  
Vice Chair Joshua Simmons  
Member Scott Brook  
Member Nancy Metayer  
Member Joy Carter

Also present were Frank Babinec, City Manager, John Hearn, City Attorney, and Debra Thomas, City Clerk.

**Moment of Silence**

**Pledge of Allegiance**

**Charter School Board of Directors Meeting Agenda**

**1. Public Input Regarding Coral Springs Charter School's Operation**

There were no comments.

**2. Minutes Approval**

Request to approve the November 3, 2021 meeting minutes. (REQUEST TO APPROVE)

<b>Action:</b>	Meeting minutes of November 3, 2021 were accepted as presented.
<b>Result:</b>	<b>Passed [Unanimous]</b>
<b>Mover:</b>	Scott Brook
<b>Second:</b>	Joshua Simmons
<b>Ayes:</b>	Shawn Cerra, Joshua Simmons, Scott Brook, Nancy Metayer, Joy Carter

**3. School Report, Principal Gary Springer**

Updates about the Coral Springs Charter School. (REQUEST TO ACCEPT)

Principal Gary Springer and Rita Weaver provided the school report, discussing COVID-19, the school's safety measures, and open enrollment.

**Action:** The school report was accepted.  
**Result:** **Passed [Unanimous]**  
**Mover:** Scott Brook  
**Second:** Joy Carter  
**Ayes:** Shawn Cerra, Joshua Simmons, Scott Brook, Nancy Metayer, Joy Carter

**4. Fiscal Year 2021 Audit, Keefe, McCullough & Co., Cindy Calvert**

A certified public accounting firm completed an audit of the Coral Springs Charter School's financial statements for the year ended June 30, 2021. A copy of the audited financial statements is included. Request to accept the Independent Auditor's Report by Keefe, McCullough & Co., for the Coral Springs Charter School. (REQUEST TO ACCEPT)

Cindy Calvert discussed the Fiscal Year 2021 Audit.

**Action:** The Fiscal Year 2021 Audit was accepted.  
**Result:** **Passed [Unanimous]**  
**Mover:** Scott Brook  
**Second:** Nancy Metayer  
**Ayes:** Shawn Cerra, Joshua Simmons, Scott Brook, Nancy Metayer, Joy Carter

**Adjournment**

There being no additional business, the meeting adjourned at 5:54 PM.

---

**Debra Thomas, CMC**  
**City Clerk**

These minutes are a permanent public record of the City of Coral Springs maintained in the Office of the City Clerk.

## Summary Sheet

Agenda Item: 3.

Meeting Date: February 2,  
2022

**Subject:** School Report - Principal Gary Springer

**Requested Action:** Updates about the Coral Springs Charter School. (REQUEST TO ACCEPT)

**Funding Source:** Not Applicable

**Placement:** Charter School Board of Directors Meeting Agenda

**Presenting:** Principal Gary Springer

## Summary Sheet

Agenda Item: 4.

Meeting Date: February 2,  
2022

**Subject:** Presentation, Teacher Compensation Plan Implementation Update

**Placement:** Charter School Board of Directors Meeting Agenda

**Attachments:** [Presentation - Teacher Compensation Plan](#)

# Teacher Care Package Florida





# National Teacher Shortage

CNN US Crime + Justice Energy + Environment Extreme Weather Space + Science LIVE TV Edition

**START THE DAY HERE**  
The clock is ticking on another government shutdown. Michigan school shooting suspect charged with terrorism. MLB owners lock out players.

## Florida is short more than 5,000 teachers, education group says. The pandemic and low pay are to blame

By Elizabeth Stuart, CNN  
Updated 3:59 PM ET, Tue October 12, 2021



The Washington Post Democracy Dies in Darkness

## Today's teacher shortages are part of a longer pattern

Made by History - Perspective

Until school boards and administrators listen to teachers, they'll end up with shortages in every crisis.




Tracy Elbert, a substitute teacher at Hoover Elementary School in Cedar Rapids, Iowa, has had to come up with


AP Science Technology Business U.S. News World News Politics Entertainment Sports Oddities Lifestyle Health Photography Videos Listen

## COVID-19 creates dire US shortage of teachers, school staff

By JOCELYN GECKER September 22, 2021



ADVERTISEMENT  
HCI COLLEGE FT. LAUDERDALE CAMPUS  
MAKE A CHANGE TODAY



Pandemic adds to the shortage of teachers

# TCP Purpose

- TCP strategically funded for 2.5 years from ESSER III/ARP funds
- To implement changes in teacher compensation to:
  - ensure teacher compensation is competitive with Districts and/or private and charter schools;
  - reward teachers who have successfully obtained an advanced degree, thus 'feeding' our leadership pipeline. Of our approximately 3,500 certified teachers, just over 1,000 have an advanced degree.
  - allow principals greater control and authority in building and rewarding their teaching team; and
  - create a performance-based structure that rewards high performing teachers.
  - strategically enable teacher certification for non-certified team members.

# TCP Applicability

- Full-time, CSUSA teachers
- Non-certified teachers, defined as those staff members working on a temporary certificate, on a statement of eligibility, on interim status, or as a long-term substitute.
- Includes:
  - Foundational pay
  - Stipend for advanced (graduate) degree
  - Annual merit
- Introduces:
  - Enhanced ability to reward high performance
  - Greater defined autonomy for principals to design and build their education team

# Teacher Foundational Pay - Florida

- A competitive Foundational Pay range, defining annual salary, will be introduced for each school
- Entry into the Foundational Pay range will be based on verifiable years of certified teaching experience
- Year-over-year movement within the Foundational Pay range will be the purview of the school principal, based to a great extent on a teacher's performance and to a lesser extent their years certified teaching experience

Table B FL - Broward, Dade, Palm Beach, St. Lucie, Osceola, Orange, Lee, Manatee, Hillsborough, Pasco, Duval	
Years of Experience	21-22 Foundational Pay (Effective January 1, 2022)
0	\$ 47,500
1	\$ 48,213
2	\$ 48,936
3	\$ 49,670
4	\$ 50,415
5	\$ 51,171
6	\$ 51,939
7	\$ 52,718
8	\$ 53,508
9	\$ 54,311
Master's Degree	See Table A

Non-Certified Teachers  
(Effective July 1, 2022)

Item	Amount	Applicable To
Foundational Pay	FL: \$43,500	All non-certified teachers

\*\*Non-certified teachers are defined as those staff members working on a temporary certificate, on a statement of eligibility, in interim status, or as a long-term substitute.\*\*

# Advanced (Graduate) Degree Stipend

Table A			
County	Stipend	County	Stipend
Broward	\$3,500	Collier	\$3,000
Dade	\$3,000	Manatee	\$1,000
Palm Beach	\$3,500	Hillsborough	\$3,000
St. Lucie	\$3,000	Pasco	\$3,000
Osceola	\$2,500	Leon	\$2,000
Orange	\$3,500	Duval	\$2,000
Lee	\$3,000	Clay	\$2,000

\*All certified teachers with a master's degree in an area related to their field and/or area related to leadership development

# Teacher Example 1

Broward County - New Teacher with a Master's Degree

Current Pay			Total	New TTCP Pay		Total	Delta
Base Pay	Experience Adder	Advanced Degree Adder		Foundational Pay	Master's Stipend		
\$44,500.00	\$0.00	\$1,000.00	\$45,500.00	\$47,500.00	\$3,500.00	\$51,000.00	\$5,500.00



# Teacher Example 2

Broward County - Teacher with 7 years of Experience and a Master's Degree

Current Pay			Total	New TTCP Pay		Total	Delta
Base Pay	Experience Adder	Advanced Degree Adder		Foundational Pay	Master's Stipend		
\$44,500.00	\$1,500.00	\$1,000.00	\$47,000.00	\$52,718.00	\$3,500.00	\$56,218.00	\$9,218.00

## Summary Sheet

Agenda Item: 5.

Meeting Date: February 2,  
2022

**Subject:** 2021-2022 School Hardening Grant - Principal Gary Springer

**Requested Action:** An application for Safety and Security of School Building, also known as School Hardening Grant. This is a grant that helps fund security projects identified in the school's risk assessment and/or FSSAT conducted in October. (REQUEST TO RATIFY)

**Placement:** Charter School Board of Directors Meeting Agenda

**Attachments:** [School Hardening Grant](#)

**Charter Schools in Broward County**  
**Charter Schools 2020-21 UFTE/Actual Surveys 2 & 3**

<b>Location</b>	<b>Charter School</b>	<b>Final S3 FTE</b>	<b>Percentage</b>	<b>Total per School</b>
5001	Ben Gamla Charter School North Campus	203.86	0.42%	3,281.36
5002	Somerset Academy Village Charter MS	159.22	0.33%	2,562.83
5003	Somerset Prep Acad Charter School at N Laud	730.85	1.52%	11,763.87
5004	Somerset Village Academy	228.38	0.48%	3,676.04
5006	Somerset Prep Acad Charter HS at N Laud	315.51	0.66%	5,078.50
5007	Somerset Acad Charter HS Miramar Campus	273.36	0.57%	4,400.04
5009	Andrews High School	363.90	0.76%	5,857.39
5010	Franklin Academy Sunrise	1,386.96	2.89%	22,324.72
5012	Franklin Academy Pembroke Pines	1,389.61	2.89%	22,367.37
5014	Renaissance Charter MS at Pines	480.49	1.00%	7,734.04
5015	Avant Garde Academy K-8 Broward	933.89	1.94%	15,032.03
5020	Renaissance Charter School at Coral Springs	1,518.21	3.16%	24,437.34
5021	Somerset Academy Neighborhood	490.38	1.02%	7,893.23
5022	BridgePrep Academy of Broward	21.98	0.05%	353.79
5023	Renaissance Charter School at Plantation	1036.79	2.16%	16,688.33
5024	Imagine School at Broward	859.85	1.79%	13,840.28
5028	Academic Solutions High School	177.80	0.37%	2,861.90
5029	Atlantic Montessori Charter School	122.92	0.26%	1,978.54
5030	Somerset Pines Academy	447.88	0.93%	7,209.14
5031	Charter School of Excellence Fort Laud 1	239.88	0.50%	3,861.14
5037	Franklin Academy E	1,351.44	2.81%	21,752.98
5038	Broward Math & Science Schools	323.39	0.67%	5,205.33
5041	Central Charter School	1,187.15	2.47%	19,108.55
5044	Imagine Schools - Plantation Campus	360.85	0.75%	5,808.30
5046	Franklin Academy F	1,091.84	2.27%	17,574.42
5048	Renaissance Charter School at University	1,425.32	2.97%	22,942.17
5049	Renaissance Charter School at Cooper City	1,218.46	2.54%	19,612.52
5051	City of Pembroke Pines Elem	1,894.88	3.94%	30,500.28
5052	West Broward Academy	609.36	1.27%	9,808.35
5053	SunEd High of South Broward	217.00	0.45%	3,492.86
5054	Somerset Academy Miramar South	215.47	0.45%	3,468.24
5056	Somerset Parkland Academy	528.38	1.10%	8,504.88
5060	SunFire High School	157.25	0.33%	2,531.12
5081	City of Pembroke Pines Middle	1,341.85	2.79%	21,598.62
5091	Coral Springs Charter School	1,680.60	3.50%	27,051.19
5111	Imagine Charter School at Weston	962.81	2.00%	15,497.54
5116	Bridge Prep Academy of Hollywood Hills	349.88	0.73%	5,631.72
5121	City of Pembroke Pines High	2,104.16	4.38%	33,868.88
5130	Greentree Prep Charter School	209.38	0.44%	3,370.21
5141	Somerset Academy	648.98	1.35%	10,446.08
5142	Franklin Academy Pembroke Pines HS	1,018.40	2.12%	16,392.32
5151	Somerset Academy Middle	1121.70	2.34%	18,055.05
5161	N Brow Academy of Excellence Elem	680.68	1.42%	10,956.33
5164	Atlantic Montessori CS - West Campus	149.13	0.31%	2,400.42
5171	Imagine Charter School at N Laud Elem	454.88	0.95%	7,321.82
5177	Innovation Charter School	433.88	0.90%	6,983.80
5182	The Ben Gamla Prep Academy	370.81	0.77%	5,968.61
5209	Ascend Career Academy	217.73	0.45%	3,504.62
5211	Somerset Acad Davie Charter School	149.40	0.31%	2,404.77
5215	Championship Acad of Distinction MS	191.44	0.40%	3,081.45
5219	Championship Acad of Distinction HS	88.40	0.18%	1,422.90
5221	Somerset Academy Charter HS	1,387.53	2.89%	22,333.89
5224	Somerset Academy Key Charter HS	262.92	0.55%	4,232.00
5233	Academic Solutions Academy - A	168.40	0.35%	2,710.59
5234	Champ Acad of Distinction W Broward	312.27	0.65%	5,026.35
5263	Somerset Academy Elem South Campus	333.38	0.69%	5,366.13
5271	Chrtr Schl of Excell at Davie	287.39	0.60%	4,625.87
5320	Summit Academy Charter School	458.13	0.95%	7,374.13


5325	Hollywood Academy of Arts & Sci Elem	1,111.88	2.31%	17,896.99
5355	Eagles' Nest Charter Adacemy	336.33	0.70%	5,413.62
5356	Eagles' Nest Middle Charter School	54.98	0.11%	884.97
5361	Championship Academy of Distinction at Hollyw	346.88	0.72%	5,583.43
5362	Hlywd Acad Arts & Sci Middle	467.93	0.97%	7,531.87
5371	N Broward Acad of Excellence Middle	371.95	0.77%	5,986.96
5381	Paragon Academy of Technology	132.94	0.28%	2,139.82
5387	Somerset Academy Riverside	273.40	0.57%	4,400.69
5388	Somerset Academy Pompano	119.00	0.25%	1,915.44
5391	Somerset Academy East Preparatory	220.38	0.46%	3,547.27
5392	Ben Gamla CS South Broward	345.36	0.72%	5,558.97
5393	Excelsior Charter of Broward	149.85	0.31%	2,412.01
5396	Somerset Arts Conservatory	387.15	0.81%	6,231.62
5400	Sunshine Elem	272.00	0.57%	4,378.15
5401	SunFire High of Fort Lauderdale	39.50	0.08%	635.80
5405	Somerset Acad CS Miramar	538.88	1.12%	8,673.89
5406	Somerset Academy Miramar Middle	429.42	0.89%	6,912.01
5407	Everest Charter School	147.48	0.31%	2,373.86
5410	Ben Gamla Charter School	446.38	0.93%	7,185.00
5413	Somerset Academy Key MS	330.94	0.69%	5,326.86
5416	International Sch of Broward	79.13	0.16%	1,273.69
5419	Somerset Academy Riverside Charter MS	109.94	0.23%	1,769.61
5420	RISE Academy School of Sci and Tech	323.30	0.67%	5,203.89
5421	Alpha International Academy	63.93	0.13%	1,029.03
5422	Championship Acad of Distinction at Davie	314.33	0.65%	5,059.50
5441	Somerset Prep Charter Middle School	345.94	0.72%	5,568.30
5481	Sunrise High	345.99	0.72%	5,569.11
5710	Renaissance Chrtr Schls at Pines	934.88	1.95%	15,047.97
5717	South Broward Montessori Charter School	162.88	0.34%	2,621.74
5791	Avant Garde Academy	919.32	1.91%	14,797.51
5801	Panacea Prep Charter School	86.45	0.18%	1,391.51
5852	New Life Charter Academy	140.88	0.29%	2,267.63
5861	SunEd High School of N Broward	342.00	0.71%	5,504.88
<b>TOTALS</b>		<b>48,038.24</b>	<b>100.00%</b>	<b>773,230.78</b>

**Total allocation**

CharterSchoolFTEComparison\_update21-22

	48266.6
Bridge Prep. Academy of Broward was closed as of 6/30/2021	-228.36
	48038.24

# FLORIDA DEPARTMENT OF EDUCATION PROJECT APPLICATION

<b>Please return to:</b>  Florida Department of Education Office of Grants Management Room 332 Turlington Building 325 West Gaines Street Tallahassee, Florida 32399-0400 Telephone: (850) 245-0496	<b>A) Program Name:</b>  <h3 style="text-align: center;">Safety and Security of School Buildings</h3>  <b>TAPS NUMBER: 22A097</b>	<b>DOE USE ONLY</b>  Date Received
<b>B) Name and Address of Eligible Applicant:</b> Coral Springs Charter School <b>3205 N University Drive, Coral Springs, FL 33065</b>		<b>Project Number (DOE Assigned)</b>
<b>C) Total Funds Requested:</b>  \$ 27051.19  <hr style="width: 50%; margin: 0 auto;"/> <p style="text-align: center;"><b>DOE USE ONLY</b></p> <b>Total Approved Project:</b>  \$	<b>D) Applicant Contact &amp; Business Information</b>	
	Contact Name: Gary Springer  Fiscal Contact Name: <b>Enrique Dequesada</b>	Telephone Numbers: <b>954-340-4100</b> <b>561-967-2023</b>
	Mailing Address: <b>3205 N University Drive, Coral Springs, FL 33065</b>	E-mail Addresses: edequesada@recssummit.org
	Physical/Facility Address: <b>3205 N University Drive, Coral Springs, FL 33065</b>	DUNS number:  FEIN number:
<b>CERTIFICATION</b>		
I, <u>Joy Carter</u> , (Please Type Name) as the official who is authorized to legally bind the agency/organization, do hereby certify to the best of my knowledge and belief that all the information and attachments submitted in this application are true, complete and accurate, for the purposes, and objectives, set forth in the RFA or RFP and are consistent with the statement of general assurances and specific programmatic assurances for this project. I am aware that any false, fictitious or fraudulent information or the omission of any material fact may subject me to criminal, or administrative penalties for the false statement, false claims or otherwise. Furthermore, all applicable statutes, regulations, and procedures; administrative and programmatic requirements; and procedures for fiscal control and maintenance of records will be implemented to ensure proper accountability for the expenditure of funds on this project. All records necessary to substantiate these requirements will be available for review by appropriate state and federal staff. I further certify that all expenditures will be obligated on or after the effective date and prior to the termination date of the project. Disbursements will be reported only as appropriate to this project, and will not be used for matching funds on this or any special project, where prohibited.		
Further, I understand that it is the responsibility of the agency head to obtain from its governing body the authorization for the submission of this application.		
E) <u></u> Signature of Agency Head	<u>Board Member</u> Title	<u>1-20-2022</u> Date

## Instructions for Completion of DOE 100A

- A.** If not pre-populated, enter name and TAPS number of the program for which funds are requested.
- B.** Enter name and mailing address of eligible applicant. The applicant is the public or non-public entity receiving funds to carry out the purpose of the project.
- C.** Enter the total amount of funds requested for this project.
- D.** Enter requested information for the applicant's program and fiscal contact person(s). These individuals are the people responsible for responding to all questions, programmatic or budgetary regarding information included in this application. The Data Universal Numbering System (DUNS), or unique agency identifier number, requirements are explained on page A-2 of the Green Book. The Applicant name must match the name associated with their DUNS registration. The Physical/Facility address and Federal Employer Identification Number/Tax Identification Number (FEIN/FEID or TIN) (also known as) Employer Identification Number (EIN) are collected for department reporting.
- E. The original signature of the appropriate agency head is required.** The agency head is the school district superintendent, university or community college president, state agency commissioner or secretary, or the chairperson of the Board for other eligible applicants.
  - **Note: Applications signed by officials other than the appropriate agency head identified above must have a letter signed by the agency head, or documentation citing action of the governing body delegating authority to the person to sign on behalf of said official. Attach the letter or documentation to the DOE 100A when the application is submitted.**

These funds are nonrecurring and may not be used to pay for expenditures related to maintenance of existing security features, administration or compensation of school district employees.

The items listed below are examples of allowable expenses for consideration in addressing school security and are provided here for information only. Please note this is not a comprehensive list.

- Secured entries
- Metal detectors
- Steel doors
- Separate visitor entry
- Lighting specifically designed for entry point security
- Security system
- Voice annunciated emergency address system
- Fencing designed to prevent intruder entry into a facility
- Public view monitor in visitor entry so visitors see themselves entering
- Key-lockable door hardware, lockable from inside classroom that meets "one motion egress"
- Bullet-resistant film
- Duress buttons in normally occupied spaces
- Separate vehicular and pedestrian traffic
- Security cameras
- Checkpoint construction
- Remotely controlled access gates
- Automatic locks and locking devices
- Laminated glass
- Increased corridor lighting
- Door closures that do not allow doors to be held open
- Access control systems
- Bullet-resistant glass
- Elimination of hiding places in corridor
- Narrow vision panels on doors so that intruder cannot break glass and unlock door
- Side lights positioned away from door so that intruder cannot break glass and unlock door
- Gridded small sidelights, preventing entry by an intruder

**Unallowable Expenses:**

Below is a list of items or services that are generally not allowed or authorized as expenditures. This is not an all-inclusive list of unallowable items. Subrecipients are expected to consult the FDOE program office with questions regarding allowable costs.

- Personal digital assistants (PDAs), cell phones, smartphones and similar devices
- Service costs to support PDAs, cell phones, smartphones and similar devices such as wireless services and data plans
- Pre-award costs
- Entertainment (e.g., a field trip without the approved academic support will be considered entertainment)
- Meals, refreshments or snacks
- End-of-year celebrations, parties or socials

DOE 900D March 2021

- Game systems and game cartridges (e.g., Wii, Nintendo, PlayStation)
- Out-of-state travel without FDOE pre-approval
- Overnight field trips (e.g. retreats, lock-ins)
- Incentives (e.g., plaques, trophies, stickers, t-shirts, give-a-ways)
- Gift cards
- Decorations
- Advertisement
- Promotional or marketing items (e.g., flags, banners)
- Purchase of facilities or vehicles (e.g., buildings, buses, vans, cars)
- Land acquisition
- Tuition
- Dues to organizations, federations or societies for personal benefit
- Clothing or uniforms
- Costs for items/services already covered by indirect costs allocation
- Costs not allowable for federal programs per the U.S. Education Department General Administration Regulations (EDGAR), which may be found at <https://www2.ed.gov/policy/fund/reg/edgarReg/edgar.html> and the Reference Guide for State Expenditures, which may be found at [www.myfloridacfo.com/aadir/reference\\_guide/](http://www.myfloridacfo.com/aadir/reference_guide/).

### **Equipment Purchases**

Any equipment purchased under this program must follow the Uniform Grants Guidance found at [http://www.ecfr.gov/cgi-bin/text-idx?tpl=/ecfrbrowse/Title02/2cfr200\\_main\\_02.tpl](http://www.ecfr.gov/cgi-bin/text-idx?tpl=/ecfrbrowse/Title02/2cfr200_main_02.tpl) or the Reference Guide for State Expenditures, [www.myfloridacfo.com/aadir/reference\\_guide/](http://www.myfloridacfo.com/aadir/reference_guide/).

Any equipment purchases not listed on the original budget approved by the FDOE require an amendment submission and approval prior to purchase by the agency awarded the funding.

Further guidance and instruction on property records, inventory and disposition requirements for property are outlined in the Green Book at:

<http://www.fldoe.org/finance/contracts-grants-procurement/grants-management/project-application-amendment-procedur.stml>.

### **Administrative Costs including Indirect Costs**

Chapter 1010.06 F.S., Indirect cost limitation.-State funds appropriated by the Legislature to the Division of Public Schools within FDOE may not be used to pay indirect costs to a university, state university, school district or any other entity.

### **State of Florida, Executive Order 11-116**

The employment of unauthorized aliens by any contractor is considered a violation of section 274A(e) of the Immigration and Nationality Act. If the contractor knowingly employs unauthorized aliens, such violation shall be cause for unilateral cancellation of the contract. In addition, pursuant to Executive Order 11-116, for all contracts providing goods or services to the state in excess of nominal value; (a) the Contractor will utilize the E-verify system established by the U.S. Department of Homeland Security to verify the employment eligibility of all new employees hired by the contractor during the Contract term, (b) require that Contractors include in such subcontracts the requirement that subcontractors performing work or providing services pursuant to the state contract utilize the E-Verify system to verify the employment eligibility of all new employees hired by the subcontractor during the contract term. Executive Order 11-116 may be viewed at:

<http://www.flgov.com/wp-content/uploads/orders/2011/11-116-suspend.pdf>.



## Summary Sheet

Agenda Item: 6.

Meeting Date: February 2,  
2022

**Subject:** Temporary Educator Certificate Extension - Principal Gary Springer

**Requested Action:** Request to approve one-year extensions of temporary certificate per Florida State Board of Education DOE Order No. 2020-EO-02 for Christopher Densmore and Charlie Fine.  
(REQUEST TO APPROVE)

**Placement:** Charter School Board of Directors Meeting Agenda

**Attachments:** [Fine](#)  
[Densmore](#)



**CORAL SPRINGS  
CHARTER SCHOOL**

[www.coral Springs charter.org](http://www.coral Springs charter.org)

January 25<sup>th</sup>, 2022

To Whom it May Concern,

Based on the Florida State Board of Education DOE Order No. 2020-EO-02, we are requesting a one-year extension of Charlie Fine's (ss# [REDACTED]) temporary certificate (#1383217) that is set to expire on June 30, 2022.

Mr. Fine meets the requirement based on extenuating circumstances, and is currently enrolled in our NEPP Program through Noble Education Initiative (NEI) and will be completed in May of 2023.

*Florida Educator Certificate per State Board of Education Rules 6A-4.004 and 6A-4.0051, F.A.C. For educators with a Temporary Educator Certificate expiring June 30, 2020, the educator may request that their employing school district submit an "Extension to Temporary" application (Application 6010) to the Bureau of Educator Certification following the provisions defined in Rule 6A-4.004(1)(c). The reasons for an extension are as follows: medical, extenuating circumstances, military spouse of active-duty service member, highly effective final rating and/or completion of two-year mentorship program.*

Thank you for your consideration in this matter,

Shawn Cerra

Chairman, Coral Springs Charter School Board

Charlie Fine



1/24/2022

Dear Principal Springer,

I am providing you with this letter to request of an extension on my Temporary License. I have been working toward my Professional License however due to extenuating circumstances, I am in need of an extension. My extenuating circumstances center around the Covid 19 pandemic and trying to schedule courses while also maintaining my educator status at CSC. Despite these obstacles, I have done the following during the term of my temporary to work toward earning my Professional Certification.

- I have passed the General Knowledge Exams.
- I am registered to take the NEPP Program and plan on taking the Professional exam in the very near future.
- My evaluations from my administrators have been effective overall and highly effective in some areas.
- I was accepted into an Educator Preparation Institute in November of 2021 Noble Education Initiative (NEI) New Educator Preparation Program (NEPP).
- This was made possible through a scholarship that Coral Springs Charter provided.
- I will begin NEPP In January and will maintain an A average in all course work.
- I am currently enrolled Semester 1 of NEPP.

Module 1: Continuous Improvement

Module 2: Character Based Classroom Management

Module 3: Student Centered Learning

- Semester 2 of NEPP will begin in Summer of 2022 and will have the following:
  - Module 4: Instructional Design and Planning
  - Module 5: Assessment and Data
- I am on track to complete the NEPP program 5/21/2023

I have a master's degree in Marine Biology and Environmental Studies. I am continuously developing my teaching acumen as I work through both the pedagogy and practice of NEPP. I feel truly called to being an educator.

I am respectfully requesting a temporary certificate extension while I complete NEPP and look forward to many more years of growing, learning, and serving at CSC.

Sincerely,

*Charlie Fine*

Charlie Fine



CORAL SPRINGS  
CHARTER SCHOOL

[www.coralspringscharter.org](http://www.coralspringscharter.org)

January 25<sup>th</sup>, 2022

To Whom it May Concern,

Based on the Florida State Board of Education DOE Order No. 2020-EO-02, we are requesting a one-year extension of Christopher Densmore's (ss# [REDACTED]) temporary certificate (#926156) that is set to expire on June 30, 2022.

Mr. Densmore meets the requirement based on extenuating circumstances, and is currently enrolled in our NEPP Program through Noble Education Initiative (NEI) and will be completed in May of 2023.

*Florida Educator Certificate per State Board of Education Rules 6A-4.004 and 6A-4.0051, F.A.C. For educators with a Temporary Educator Certificate expiring June 30, 2020, the educator may request that their employing school district submit an "Extension to Temporary" application (Application 6010) to the Bureau of Educator Certification following the provisions defined in Rule 6A-4.004(1)(c). The reasons for an extension are as follows: medical, extenuating circumstances, military spouse of active-duty service member, highly effective final rating and/or completion of two-year mentorship program.*

Thank you for your consideration in this matter,

Shawn Cerra

Chairman, Coral Springs Charter School Board

Chris Densmore  
[REDACTED]

January 14, 2022

Dear Principal

I am providing you with this letter to request of an extension on my Temporary License. I have been working toward my Professional License however due to extenuating circumstances, I am in need of an extension. [REDACTED]

[REDACTED] The COVID 19 pandemic has made both tasks much more difficult. Despite these obstacles, I have done the following during the term of my temporary to work toward earning my Professional Certification.

- I have passed the English language Skills subtest of the Florida General Knowledge Test and Essay subtest of the Florida General Knowledge Test.
- I am registering to retake the Math subtest of the Florida General Knowledge Test, Reading subtest of the Florida General Knowledge Test, and the Middle Grades Subject Area Exam.
- My evaluations from my administrators have been strong, evidence of this is based on my last several Performix reports. For example, I have been able to create a well-developed digital learning environment that allows students to make the most of online tools to both explore on their own as well as in collaborative groups. Another example of an area that I received recognition for being highly effective in is classroom innovation, with a diverse classroom I see that need to engage each student effectively and this cannot be done without a strong sense of creativity. Students attention is very important but also difficult to keep and there this is an area I take pride in knowing that I can be effective in.
- I was accepted into an Educator Preparation Institute in November of 2021 Noble Education Initiative (NEI) New Educator Preparation Program (NEPP)
- This was made possible through a scholarship that Coral Springs Charter School provided
- I will begin NEPP In January and will maintain an A average in all course work
- I am currently enrolled Semester 1 of NEPP
  - Module 1: Continuous Improvement
  - Module 2: Character Based Classroom Management
  - Module 3: Student Centered Learning
- Semester 2 of NEPP will begin in Summer of 2022 and will have the following:
  - Module 4: Instructional Design and Planning
  - Module 5: Assessment and Data
- I am on track to complete the NEPP program 5/21/2023

I have a degree in Secondary Science Education and I am continuously developing my teaching acumen as I work through both the pedagogy and practice of NEPP. I feel truly called to being an educator. Since I began teaching at Coral Springs Charter School I have gained a great deal of knowledge and understanding of what it means to be an educator in today's schools, this has been further intensified due to the ingoing Covid 19 pandemic. I have been involved in Robotics, graduation ceremonies,

athletics, as well as many collaborations with teachers to help our students achieve their highest level of performance.

I am respectfully requesting a temporary certificate extension while I complete NEPP and look forward to many more years of growing, learning and serving at Coral Springs Charter School

Sincerely,

*Christopher Densmore*

Christopher Densmore

## Summary Sheet

Agenda Item: 7.

Meeting Date: February 2,  
2022

**Subject:** Coral Springs Charter School Fiscal Year 2022 Q2 Financials

**Requested Action:** Request to accept the second quarter financials for the Coral Springs Charter School. (REQUEST TO ACCEPT)

**Placement:** Charter School Board of Directors Meeting Agenda

**Attachments:** [Financial Report](#)



# Variance Analysis Report - Consolidated

CSCS-Coral Springs Charter School Q2 FY22

	YTD Actuals	YTD Budget	Variance to Budget		Explanation	Forecast	Budget	Variance to Budget	
			\$ Change	% Change				\$ Change	% Change
<b>Revenues</b>									
<b>State Sources</b>									
FEFP	\$ 6,218,466	\$ 6,186,263	32,203	1%	Note A	\$ 12,512,039	\$ 12,239,184	272,855	2%
Capital Outlay	456,784	442,068	14,717	3%	Note A	910,646	884,135	26,511	3%
<b>Other Revenue Sources</b>									
Other Program Revenues	365,000	156,825	208,175	133%	Note B	541,371	398,166	143,205	36%
Interest Income	3,680	12,373	(8,693)	-70%		18,316	18,316	-	0%
<b>Special Revenue Sources</b>									
Federal Grants Revenue	115,373	152,370	(36,997)	-24%	Note C	596,473	506,616	89,857	18%
State Grants Revenue	-	154,480	(154,480)	-100%	Note D	311,192	308,959	2,233	1%
Local Grants Revenue	980	-	980	-		980	-	980	-
<b>Total Revenues</b>	<b>7,160,283</b>	<b>7,104,378</b>	<b>55,905</b>	<b>1%</b>		<b>14,891,017</b>	<b>14,355,376</b>	<b>535,642</b>	<b>4%</b>
<b>Expenses</b>									
Instruction	3,581,772	3,347,210	(234,562)	-7%		7,538,254	7,524,651	(13,603)	0%
Instruction Support Services	646,402	627,277	(19,126)	-3%		1,349,573	1,309,937	(39,636)	-3%
Board	2,389	1,598	(791)	-49%		20,312	20,312	-	0%
School Administration	667,218	666,033	(1,185)	0%		1,390,752	1,345,645	(45,107)	-3%
Facilities and acquisition	84,971	70,958	(14,012)	-20%		448,153	183,574	(264,580)	-144%
Fiscal Services	409,670	409,164	(506)	0%		818,542	818,542	-	0%
Food Services	180,027	42,586	(137,441)	-323%	Note E	326,099	241,706	(84,392)	-35%
Central Services	29,508	24,340	(5,168)	-21%		48,759	43,315	(5,444)	-13%
Pupil Transportation Services	99,603	138,366	38,762	28%		276,731	276,731	-	0%
Operation of Plant	1,102,884	1,086,732	(16,152)	-1%		2,139,490	2,118,128	(21,363)	-1%
Maintenance of Plant	33,332	39,345	6,013	15%		142,483	134,705	(7,779)	-6%
Community Service	100,302	23,898	(76,404)	-320%	Note F	184,237	184,187	(50)	0%
Debt Service	72,453	73,992	1,539	2%		147,983	147,983	-	0%
<b>Total Expenses</b>	<b>7,010,532</b>	<b>6,551,498</b>	<b>(459,033)</b>	<b>-7%</b>		<b>14,831,368</b>	<b>14,349,415</b>	<b>(481,953)</b>	<b>-3%</b>
<b>Excess/(Deficit) of Rev over Exp</b>	<b>149,752</b>	<b>552,880</b>	<b>(403,128)</b>	<b>-73%</b>		<b>59,649</b>	<b>5,960</b>	<b>53,689</b>	<b>901%</b>
<b>Net Change in Fund Balance</b>	<b>149,752</b>	<b>552,880</b>	<b>(403,128)</b>	<b>-73%</b>		<b>59,649</b>	<b>5,960</b>	<b>53,689</b>	<b>901%</b>
<b>Enrollment</b>	<b>1,672</b>	<b>1,660</b>	<b>12</b>	<b>1%</b>		<b>1,672</b>	<b>1,660</b>	<b>12</b>	<b>1%</b>
<b>Rate Per Student</b>	<b>7,483</b>	<b>7,373</b>	<b>110</b>	<b>1%</b>		<b>7,483</b>	<b>7,373</b>	<b>110</b>	<b>1%</b>

**Note A:** Funding higher than Budget due to higher enrollment and higher rate per student

**Note B:** YTD actuals are higher than budget primarily due to higher Food Service Revenue than expected (+\$104K). Annual forecast for Other Program Revenues includes Food Service Revenue \$380K, Next Generation \$54.6K and Educational Facility Security Grant \$69, Education Excellence Grant \$6K and Teacher Lead Program Revenue \$32K

**Note C:** YTD variance is due to reimbursement timing. Annual forecast grants represent Title IV \$30.9 and ESSER II \$565K

**Note D:** YTD variance is due to timing of funding related to the teacher salary increase

**Note E:** Food Service Cost is higher than expected as well as Food Service Revenue.

**Note F:** YTD actuals are higher due to extra-curricular events budgeted later in the year





# Variance Analysis Report - Consolidated

## CSCS-Coral Springs Charter School - Q2 FY22

	YTD Actuals	YTD Budget	Variance to Budget		Forecast	Budget	Variance to Budget	
			\$ Change	% Change			\$ Change	% Change
<b>Revenues</b>								
<b>State Sources</b>								
State Capitation / Student	\$ 6,149,848	\$ 6,119,592	30,256	0%	\$ 12,377,198	\$ 12,105,904	271,294	2%
Student Transportation	68,618	66,671	1,947	3%	134,841	133,280	1,561	1%
Capital Outlay Revenue	456,784	442,068	14,717	3%	910,646	884,135	26,511	3%
<b>Other Revenue Sources</b>								
Other Program Revenues	131,094	27,300	103,794	380%	161,275	113,211	48,064	42%
Food Service Revenue	233,906	129,525	104,381	81%	380,097	284,955	95,142	33%
Interest Income	3,680	12,373	(8,693)	-70%	18,316	18,316	-	0%
<b>Special Revenue Sources</b>								
Federal Grants Revenue	115,373	152,370	(36,997)	-24%	596,473	506,616	89,857	18%
State Grants Revenue	-	154,480	(154,480)	-100%	311,192	308,959	2,233	1%
Local Grants Revenue	980	-	980	-	980	-	980	-
<b>Total Revenues</b>	<b>7,160,283</b>	<b>7,104,378</b>	<b>55,905</b>	<b>1%</b>	<b>14,891,017</b>	<b>14,355,376</b>	<b>535,642</b>	<b>4%</b>
<b>Expenses</b>								
<b>Instruction</b>								
Teachers	2,044,183	2,173,069	128,886	6%	4,374,205	4,780,751	406,546	9%
ESE/Special Education	130,122	140,364	10,242	7%	298,556	308,801	10,246	3%
Permanent Subs	152,382	-	(152,382)	-	312,883	-	(312,883)	-
Aides - Instructional	40,513	34,589	(5,924)	-17%	140,561	76,096	(64,465)	-85%
Daily Substitute Teachers	48,157	31,036	(17,121)	-55%	95,635	95,635	-	0%
Other Support/Aides	6,963	-	(6,963)	-	0	-	-	-
Stipend	155,380	68,104	(87,276)	-128%	155,869	158,773	2,904	2%
Bonus	297,787	120,142	(177,646)	-148%	325,997	324,890	(1,107)	0%
Tutoring	4,094	15,000	10,906	73%	30,000	30,000	-	0%
Taxes & Benefits	534,862	597,101	62,239	10%	1,212,670	1,226,752	14,082	1%
Other Professional Fees	16,062	145	(15,916)	-10961%	20,357	5,870	(14,488)	-247%
Textbooks	55,571	69,288	13,717	20%	76,282	69,288	(6,994)	-10%
Consumable Students	2,790	61,760	58,969	95%	81,760	81,760	-	0%
Consumable Teachers	688	2,109	1,420	67%	2,109	2,109	-	0%
Testing Materials	13,383	-	(13,383)	-	187,700	187,700	-	0%
Contracted SPED - Instruction	30,123	33,904	3,782	11%	95,916	89,388	(6,528)	-7%
Computer Hardware (NonCap)	6,523	-	(6,523)	-	6,523	-	(6,523)	-
Improv other than Bldg (NonCap)	2,985	-	(2,985)	-	2,985	-	(2,985)	-
Computers - Hardware	7,795	-	(7,795)	-	66,238	66,238	-	0%
Computer - Software	-	600	600	100%	600	600	-	0%
IT Infrastructure	-	-	-	-	20,000	20,000	-	0%
Florida Lead Teacher Program	31,408	-	(31,408)	-	31,408	-	(31,408)	-
<b>Total Instruction</b>	<b>3,581,772</b>	<b>3,347,210</b>	<b>(234,562)</b>	<b>-7%</b>	<b>7,538,254</b>	<b>7,524,651</b>	<b>(13,603)</b>	<b>0%</b>



## Variance Analysis Report - Consolidated

### CSCS-Coral Springs Charter School - Q2 FY22

	YTD Actuals	YTD Budget	Variance to Budget		Forecast	Budget	Variance to Budget		
			\$ Change	% Change			\$ Change	% Change	
<b>Instruction Support Services</b>									
Guidance	\$ 86,379	\$ 110,355	23,976	22%	\$ 221,745	\$ 220,711	(1,034)	0%	
Resource Teachers	92,947	98,270	5,323	5%	192,684	196,540	3,856	2%	
Other Support	51,345	45,420	(5,925)	-13%	106,325	99,925	(6,400)	-6%	
IT Support	23,869	27,139	3,271	12%	52,146	54,279	2,133	4%	
Stipend	17,113	15,823	(1,290)	-8%	23,905	25,020	1,115	4%	
Bonus	36,152	13,061	(23,091)	-177%	39,054	35,495	(3,558)	-10%	
Taxes & Benefits	53,941	51,567	(2,373)	-5%	109,137	110,888	1,751	2%	
Outside Staff Development	15,229	16,500	1,271	8%	34,794	34,566	(228)	-1%	
Contracted Mental Health Services	-	7,525	7,525	100%	114,119	103,327	(10,791)	-10%	
Business Expense - Other	-	26	26	101%	495	495	-	0%	
Instructional Licenses	212,167	200,882	(11,285)	-6%	323,594	331,032	7,439	2%	
Graduation Expense	4,751	5,042	291	6%	21,329	21,329	-	0%	
Medical Supplies	918	7,500	6,582	88%	20,000	20,000	-	0%	
Student Uniform Expense	24,850	-	(24,850)	-	24,850	-	(24,850)	-	
IT Support Hourly	12,218	15,084	2,866	19%	19,630	30,168	10,539	35%	
Nurse - Hourly	14,523	13,081	(1,443)	-11%	45,768	26,161	(19,607)	-75%	
<b>Total Instruction Support Services</b>	<b>646,402</b>	<b>627,277</b>	<b>(19,126)</b>	<b>-3%</b>	<b>1,349,573</b>	<b>1,309,937</b>	<b>(39,636)</b>	<b>-3%</b>	
<b>Board</b>									
Accounting Services - Audit	750	650	(100)	-15%	11,750	11,750	-	0%	
Legal Fees - Independent Counsel	1,639	948	(691)	-73%	8,562	8,562	-	0%	
<b>Total Board</b>	<b>2,389</b>	<b>1,598</b>	<b>(791)</b>	<b>-49%</b>	<b>20,312</b>	<b>20,312</b>	<b>-</b>	<b>0%</b>	
<b>School Administration</b>									
School Leadership	239,391	231,098	(8,293)	-4%	473,414	462,196	(11,218)	-2%	
Administrative - Salaried	124,356	102,518	(21,838)	-21%	200,247	205,036	4,789	2%	
Administrative - Hourly	78,183	82,774	4,591	6%	204,588	177,372	(27,216)	-15%	
Stipend	49,106	30,078	(19,028)	-63%	56,452	56,452	-	0%	
Bonus	24,659	29,812	5,152	17%	75,752	82,057	6,305	8%	
Taxes & Benefits	129,806	97,602	(32,204)	-33%	217,504	195,121	(22,383)	-11%	
Drug Testing Fees	-	-	-	-	168	168	-	0%	
Travel	3,784	6,814	3,030	44%	15,636	15,000	(636)	-4%	
Office Supplies	14,251	70,829	56,578	80%	126,769	132,023	5,254	4%	
Dues & Subscriptions	2,544	7,392	4,848	66%	12,331	12,331	-	0%	
Printing & Copying	784	6,061	5,277	87%	6,601	6,601	-	0%	
Background / Finger Printing	354	1,056	702	66%	1,288	1,288	-	0%	
<b>Total School Administration</b>	<b>667,218</b>	<b>666,033</b>	<b>(1,185)</b>	<b>0%</b>	<b>1,390,752</b>	<b>1,345,645</b>	<b>(45,107)</b>	<b>-3%</b>	
<b>Facilities and acquisition</b>									
FF&E (NonCap)	\$ 19,401	\$ -	(19,401)	-	\$ 19,401	\$ -	(19,401)	-	
FF&E	41,167	22,000	(19,167)	-87%	41,167	22,001	(19,166)	-87%	
Improvements other than building	-	41,000	41,000	100%	350,629	141,394	(209,235)	-148%	
Equipment Rent & Lease Expense	7,624	7,958	333	4%	20,178	20,178	-	0%	
Building	16,779	-	(16,779)	-	16,779	-	(16,779)	-	
<b>Total Facilities and acquisition</b>	<b>84,971</b>	<b>70,958</b>	<b>(14,012)</b>	<b>-20%</b>	<b>448,153</b>	<b>183,574</b>	<b>(264,580)</b>	<b>-144%</b>	



# Variance Analysis Report - Consolidated

## CSCS-Coral Springs Charter School - Q2 FY22

	YTD Actuals	YTD Budget	Variance to Budget		Forecast	Budget	Variance to Budget	
			\$ Change	% Change			\$ Change	% Change
<b>Fiscal Services</b>								
Support Center General Overhead	406,720	406,720	-	0%	813,440	813,440	-	0%
Bank Charges & Loan Fees	2,950	2,444	(506)	-21%	5,102	5,102	-	0%
<b>Total Fiscal Services</b>	<b>409,670</b>	<b>409,164</b>	<b>(506)</b>	<b>0%</b>	<b>818,542</b>	<b>818,542</b>	<b>-</b>	<b>0%</b>
<b>Food Services</b>								
Taxes & Benefits	561	-	(561)	-	561	-	(561)	-
Contracted Food Service	177,826	42,586	(135,240)	-318%	323,898	241,706	(82,191)	-34%
<b>Total Food Services</b>	<b>180,027</b>	<b>42,586</b>	<b>(137,441)</b>	<b>-323%</b>	<b>326,099</b>	<b>241,706</b>	<b>(84,392)</b>	<b>-35%</b>
<b>Central Services</b>								
Staff Recruitment	-	-	-	-	543	543	-	0%
Postage and Shipping	10,775	5,908	(4,867)	-82%	10,775	5,908	(4,867)	-82%
District Fees	18,733	18,432	(301)	-2%	37,441	36,864	(577)	-2%
<b>Total Central Services</b>	<b>29,508</b>	<b>24,340</b>	<b>(5,168)</b>	<b>-21%</b>	<b>48,759</b>	<b>43,315</b>	<b>(5,444)</b>	<b>-13%</b>
<b>Pupil Transportation Services</b>								
Contracted Pupil Transportation	\$ 99,603	\$ 138,366	38,762	28%	\$ 276,731	\$ 276,731	-	0%
<b>Total Pupil Transportation Services</b>	<b>99,603</b>	<b>138,366</b>	<b>38,762</b>	<b>28%</b>	<b>276,731</b>	<b>276,731</b>	<b>-</b>	<b>0%</b>
<b>Operation of Plant</b>								
Plant Operation - Salaried	\$ 14,221	\$ 18,977	4,756	25%	\$ 33,241	\$ 37,954	4,713	12%
Plant Operations - Hourly	38,363	43,024	4,661	11%	81,167	87,094	5,927	7%
Stipend	5,325	-	(5,325)	-	5,325	1,307	(4,018)	-307%
Bonus	8,339	5,131	(3,209)	-63%	13,753	13,753	-	0%
Taxes & Benefits	17,718	24,377	6,660	27%	39,978	44,910	4,933	11%
Property & Liability Insurance	52,303	65,466	13,162	20%	119,157	143,727	24,571	17%
Marketing & Advertising	-	283	283	100%	2,482	2,482	-	0%
Contracted Custodial Services	216,000	175,946	(40,054)	-23%	324,000	283,325	(40,675)	-14%
Licenses & Permits	8,040	2,620	(5,420)	-207%	8,040	2,620	(5,420)	-207%
Rent Expense	710,002	710,002	-	0%	1,419,996	1,419,996	-	0%
Telephone & Internet	3,043	4,397	1,354	31%	8,900	8,900	-	0%
Waste Disposal	815	1,452	637	44%	2,904	2,904	-	0%
Pest Control	3,408	2,814	(594)	-21%	5,628	5,628	-	0%
Maintenance & Cleaning Supplies	9,017	30,586	21,568	71%	44,534	44,534	-	0%
Contracted Security	16,289	1,657	(14,632)	-883%	30,385	18,993	(11,392)	-60%
<b>Total Operation of Plant</b>	<b>1,102,884</b>	<b>1,086,732</b>	<b>(16,152)</b>	<b>-1%</b>	<b>2,139,490</b>	<b>2,118,128</b>	<b>(21,363)</b>	<b>-1%</b>
<b>Maintenance of Plant</b>								
R&M Building	24,959	39,345	14,386	37%	134,110	134,110	-	0%
R&M Equipment	7,755	-	(7,755)	-	7,755	-	(7,755)	-
Miscellaneous Expenses	618	-	(618)	-	618	595	(23)	-4%
<b>Total Maintenance of Plant</b>	<b>33,332</b>	<b>39,345</b>	<b>6,013</b>	<b>15%</b>	<b>142,483</b>	<b>134,705</b>	<b>(7,779)</b>	<b>-6%</b>



## Variance Analysis Report - Consolidated

### CSCS-Coral Springs Charter School - Q2 FY22

	YTD Actuals	YTD Budget	Variance to Budget		Forecast	Budget	Variance to Budget	
			\$ Change	% Change			\$ Change	% Change
<b>Community Service</b>								
Extra-Curricular Activity Events	100,244	23,171	(77,073)	-333%	180,982	180,982	-	0%
In-house Food Service	58	727	669	92%	3,255	3,205	(50)	-2%
<b>Total Community Service</b>	<b>100,302</b>	<b>23,898</b>	<b>(76,404)</b>	<b>-320%</b>	<b>184,237</b>	<b>184,187</b>	<b>(50)</b>	<b>0%</b>
<b>Debt Service</b>								
Repayment of Long Term Debt	69,018	70,086	1,068	2%	140,171	140,171	-	0%
Interest Expense	3,435	3,906	471	12%	7,812	7,812	-	0%
<b>Total Debt Service</b>	<b>72,453</b>	<b>73,992</b>	<b>1,539</b>	<b>2%</b>	<b>147,983</b>	<b>147,983</b>	<b>-</b>	<b>0%</b>
<b>Total Expenses</b>	<b>7,010,532</b>	<b>6,551,498</b>	<b>(459,033)</b>	<b>-7%</b>	<b>14,831,368</b>	<b>14,349,415</b>	<b>(481,953)</b>	<b>-3%</b>
<b>Excess/(Deficit) of Rev over Exp</b>	<b>149,752</b>	<b>552,880</b>	<b>(403,128)</b>	<b>-73%</b>	<b>59,649</b>	<b>5,960</b>	<b>53,689</b>	<b>901%</b>
Other Financing Sources (Uses)								
<b>Net Change in Fund Balance</b>	<b>149,752</b>	<b>552,880</b>	<b>(403,128)</b>	<b>-73%</b>	<b>59,649</b>	<b>5,960</b>	<b>53,689</b>	<b>901%</b>
<b>Enrollment</b>	<b>1,672</b>	<b>1,660</b>	<b>12</b>	<b>1%</b>	<b>1,672</b>	<b>1,660</b>	<b>12</b>	<b>1%</b>
<b>Rate Per Student</b>	<b>7,483</b>	<b>7,373</b>	<b>110</b>	<b>1%</b>	<b>7,483</b>	<b>7,373</b>	<b>110</b>	<b>1%</b>