City of Cottonwood

"Inspiring a Vibrant Community"

AGENDA

MEETING LOCATION:

COUNCIL CHAMBERS--
RIVERFRONT
1083 E. RIVERFRONT ROAD
COTTONWOOD, AZ 86326

CITY COUNCIL BUDGET WORK SESSION

Thursday, May 7, 2026 | 9:00 AM | cottonwoodaz.gov

Council Chambers will be open to the public 15 minutes prior to the scheduled meeting time.

I. CALL TO ORDER

II. ROLL CALL

III. ITEMS FOR DISCUSSION, CONSIDERATION, AND POSSIBLE DIRECTION TO STAFF

1. FY 2027 Budget Work Session - Enterprise & Special Revenue Funds - Revenues, Expenditures and Capital

IV. ADJOURNMENT

City of Cottonwood, Arizona
Agenda Communication

Meeting Date:	May 7, 2026
Subject:	FY 2027 Budget Work Session - Enterprise & Special Revenue Funds - Revenues, Expenditures and Capital
Department:	Financial Services and IT
From:	Kirsten Lennon
Strategic Pillar:	1. Fiscal Optimization

REQUESTED ACTION
FY 2027 Budget Work Session - Enterprise & Special Revenue Funds - Revenues, Expenditures and Capital

SUGGESTED MOTION
N/A - Presentation

BACKGROUND
FY 2027 Budget Work Session - Enterprise & Special Revenue Funds - Revenues, Expenditures and Capital. Detailed presentation of Enterprise & Special Revenue Fund budgets.

JUSTIFICATION/BENEFITS/ISSUES
The presentation will dig into the budgets for the Enterprise and Special Revenue Funds for Fiscal Year 2027. Included in this detail will be operational budgets for these funds, staffing, capital requests and revenue projections. The funds that will be included are Water Utilities, Wastewater Utilities, Library, Cemetery, Airport, Highway User Revenue Funds (HURF - Streets), Transit, Debt Service, Capital Improvements, Grants, CDBG and Employee Benefit Trust.

ATTACHMENTS
FY 2027 - Position & Reclassification Requests.pdf
FY 2027 & 5 Yr Capital Proposal Backup & Justification.pdf
FY 2027 Capital - FY 2028 to FY 2032.pdf
5-6-26 FY 2027 Proposed Budget-Revised.pdf
Proposal Backup & Justification Capital - FY 2027 to FY 2032.pdf
FY 2026 Ending and FY 2027 Budget Update-Revised.pdf

FY 2027 - REQUESTED NEW FULL-TIME POSITIONS

NOTE: $$ AMOUNTS ARE BASED ON SALARY RANGES OF FY 2025-2026

Department	Job Title	Requested Range	Range Parameters			Est. Salary (min. +15%)	Est. Benefits	Est. Annual Costs for 2027
			min	mid	max			
Clerk's Office	Records Manager/Clerk Specialist	23	53,997.62	67,497.03	80,996.43	62,097.26	24,838.91	86,936.17
Transit	Dispatcher	17	40,293.86	50,367.32	60,440.78	46,337.93	18,535.17	64,873.11
Transit	Maintenance Technician - requested range: 24-25	24	56,697.50	70,871.88	85,046.25	65,202.13	26,080.85	91,282.98
Transit	Driver	17	40,293.86	50,367.32	60,440.78	46,337.93	18,535.17	64,873.11
Transit	Driver	17	40,293.86	50,367.32	60,440.78	46,337.93	18,535.17	64,873.11
Police	Traffic Enforcement Officer (GOHS funded)	17	40,293.86	50,367.32	60,440.78	42,308.55	16,923.42	59,231.97
Police	Applications Administrator	16	38,375.10	47,968.88	57,562.65	40,293.86	16,117.54	56,411.40
Police	Police Officer (Overfill)	15	36,547.72	45,684.64	54,821.57	38,375.10	15,350.04	53,725.14
Fire & Medical	Battalion Chief	32	83,768.03	104,710.04	125,652.05	87,956.43	35,182.57	123,139.01
Court	Security Officer I - Fulltime	18	42,308.55	52,885.69	63,462.82	55,120.00	22,048.00	77,168.00
					Total	530,367.14	212,146.86	742,513.99

FY 2027 - REQUESTED NEW PART-TIME POSITIONS

Department	Job Title	Requested Range	Range Parameters			Est. Salary (min. + 5%)	Est. Benefits	Est. Annual Costs for 2027
			min	mid	max			
Human Resources	Intern 29 hrs HE	58*$20/hr	#N/A	#N/A	#N/A	30,160.00	6,032.00	36,192.00
Human Resources	Intern HS	$15.35/hr	#N/A	#N/A	#N/A	7,982.00	610.62	8,592.62
Human Resources	Intern HS	$15.35/hr	#N/A	#N/A	#N/A	7,982.00	610.62	8,592.62
					Total	46,124.00	7,253.25	53,377.25

FY 2027 - REQUESTED FULL-TIME & PART-TIME POSITION RECLASSIFICATIONS

Department	Job Title (incl. title change if applicable)	Current Range	Requested Range	Current Salary	New Min.	Salary Increase	Est. Increased Benefits	Est. Annual Increased Costs for 2027
Airport - FT	Operations Maint. Spec.(FT) to Operations Coordinator (FT)	17	20	52,499.20	46,645.18	57,749.12	23,099.65	80,848.77
Court - PT	Court Clerk I (PT) to Court Clerk II (PT)	$21.10	25.50	20,846.80	25,194.00	4,347.20	1,738.88	6,086.08
Court - PT	Security Officer I (PT) to Security Office II (PT)	$23.35	26.50	23,069.80	26,182.00	3,112.20	1,244.88	4,357.08
Water - FT	Arsenic Treatment Spec II (FT) to Equipment Operator I (FT)	22	20	64,282.88	46,645.18	(17,637.71)	(7,055.08)	(24,692.79)
					Total	47,570.81	19,028.33	66,599.14

FY 2027 - REQUESTED FULL-TIME POSITION RANGE ADJUSTMENTS

Department	Job Title (incl. title change if applicable)	Current Range	Requested Range	Current Salary	New Min.	Salary Increase	Est. Increased Benefits	Est. Annual Increased Costs for 2027
					Total	-	-	-

FY 2027 PROPOSED NEW FULL TIME POSITIONS BUDGETED

Department	Job Title	Requested Range	Range Parameters			Est. Salary (min. + 5%)	Est. Benefits	Est. Annual Costs for 2027
			min	mid	max			
Transit	*Dispatcher - October -if grant funded*	17	40,293.86	50,367.32	60,440.78	46,337.93	23,168.97	69,506.90
Transit	*Maintenance Technician - October if grant funded*	24	56,697.50	70,871.88	85,046.25	65,202.13	32,601.06	97,803.19
Transit	*Driver - October if grant funded*	17	40,293.86	50,367.32	60,440.78	46,337.93	23,168.97	69,506.90
Transit	*Driver - October if grant funded*	17	40,293.86	50,367.32	60,440.78	46,337.93	23,168.97	69,506.90
Police	*Traffic Enforcement Officer (GOHS funded) - if grant funded*	25	59,532.38	74,415.47	89,298.57	62,509.00	31,254.50	93,763.49
Court	Security Officer I - Fulltime	19	44,423.98	55,529.97	66,635.96	55,120.00	27,560.00	82,680.00
					Total	**321,844.93**	**160,922.46**	**482,767.39**

FY 2027 - PROPOSED FULL-TIME & PART-TIME POSITION RECLASSIFICATIONS

Department	Job Title (incl. title change if applicable)	Current Range	Requested Range	Current Minimum	New Min	Salary Increase	Est. Increase Benefits	Est. Annual Costs for 2026
Airport - FT	Operations Maint. Spec.(FT) to Operations Coordinator (FT)	17	20	40,293.86	46,645.18	5,249.92	2,099.97	7,349.89
Water - FT	Arsenic Treatment Spec II (FT) to Equipment Operator I (FT)	22	20	64,282.88	46,645.18	-	-	-
Court - PT	Court Clerk I (PT) to Court Clerk II (PT)	21.1	25.50	20,846.80	25,194.00	4,347.20	1,738.88	6,086.08
					Total	**9,597.12**	**3,838.85**	**13,435.97**

FY 2027 - PROPOSED NEW PART-TIME POSITIONS

Department	Job Title	Requested Range	Range Parameters			Est. Salary (min. + 5%)	Est. Benefits	Est. Annual Costs for 2027
			min	mid	max			
Human Resources	Intern 29 hrs HE	58*$20HR*26	#N/A	#N/A	#N/A	30,160.00	6,032.00	36,192.00
					Total	**30,160.00**	**6,032.00**	**36,192.00**

Total Amount for All Full-time Positions & Reclassifications - Requested	**862,490.38**
Total Amount for All Full-time Positions, Reclassifications and Part-time Personnel Requested - Unbudgeted	**330,095.02**
FY 2027 - Total Amount for All FT, Reclassifications & PT Personnel - Proposed	**532,395.36**

Personnel Request Form
FY 2026-2027

Department Making Request		**New Position [Title]:**	**Records Manager/Clerk Specialist**
Type of Position	☐	**Additional Existing Position:**	
(Toggle on appropriate boxes)	☐	**Reclassification of Existing Position:**	
	☑	**Full-time** ☐ **Part-time**	
	☐	**Proposed Starting Date:**	
Proposed Salary Range	**23**	[*See salary ranges tab*]	

Missing or inaccurate information may delay the evaluation of the request.
This is a request form only. Do not include any job description.

Priority 10 [*Use 1 low - 10 high*]

Briefly explain the position and need.

The Records Manager/Clerk Specialist position supports the City Clerk's Office by ensuring the accurate, secure, and compliant management of the City's official records in accordance with Airzona public records law, records retention schedules, and best practices. This position will be responsible for coordinating the lifecycle of both physical and electronic records, responding to public records requests, assisting departments with records retention and disposition, and maintaining transparency and accountability in City operations. The need for this position is driven by increasing statutory requirements, a growing volume of public records requests, expanded electronic systems, and heightened expectations for timely access to public information. A dedicated Records Manager/Clerk Specialist allows the City Clerk's Office to maintain compliance, reduce legal and operational risk, improve response times, and free senior staff to focus on statutory, policy, and governance-related responsibilities.

Have you explored opportunities to collaborate both internally/externally? ***Explain - steps and ideas.***

Formal collaboration opportunities have not yet been explored. While a collaborative approach may be feasible, the scope, complexity, and volume of records management responsibilities citywide indicate a clear need for a full-time position with specialized expertise in records management and public records law.

What inefficiencies are experienced that justify this new position? ***Explain - I.e. -What area suffers, slowed response time, increased OT, contractual expenses.***

The absence of a dedicated records management function has resulted in several operational inefficiencies and compliance risks that justify the creation of a Records Manager/Clerk Specialist position:

Inconsistent Records Practices: Without a formal records management policy or standardized procedures, departments manage records independently, resulting in inconsistent filing, storage, retention, and destruction practices across the organization.

Noncompliance with Retention Schedules: Records retention schedules are not consistently understood or followed, increasing the risk of premature destruction, over-retention, and potential violations of Arizona public records law.

Do you have a funding source, have you tested this position (part-time/temporary assignment), can you have an expense reduction somewhere else in your budget? ***Explain***

Funding Source:
Funding for the Records Manager/Clerk Specialist position would be provided through the City's General Fund. While no direct expense reductions are proposed elsewhere in the budget, the position is expected to generate indirect cost savings through improved efficiency, reduced risk, and better allocation of existing resources.

Position Testing / Benchmarking:
Although the position has not been implemented on a part-time or temporary basis within the City, it has been successfully tested and established in multiple municipalities within and around the State.
Expense Reduction / Operational Impact:

If you are notified that your request is moving forward for consideration, please contact the Human Resources Director for the prompt submission of an HR-approved job description.

Personnel Request Form
FY 2026-2027

Department Making Request		**New Position [Title]:** FT Applications Administrator
Type of Position	☑	**Additional Existing Position:**
(Toggle on appropriate boxes)	☐	**Reclassification of Existing Position:**
	☑	**Full-time** ☐ **Part-time**
	☑	**Proposed Starting Date:** 1-Jul-26
Proposed Salary Range	25	[*See salary ranges tab*]

Missing or inaccurate information may delay the evaluation of the request.
This is a request form only. Do not include any job description.

Priority 10 [*Use 1 low - 10 high*]

Briefly explain the position and need.

Provide system coordination between users/user agencies; assure compliance from all employees; audit data entry; update employee authority and access to applications; set up programs, build code tables, and ongoing maintenance of programs/systems; train end users. Prepare and submit statistical reports (e.g. weekly, monthly, quarterly, annual statistics, etc.). The Public Safety Applications Administrator (PSAA), under general supervision, is responsible for overall management of the Cottonwood Police Department's Computer Aided Dispatch (CAD) system and Records Management System, including management of peripheral systems such as Mobile Data Computers (MDC). The Public Safety Applications Administrator serves the software application needs of the end users of all Police Department divisions and partner agencies. The PSAA is as a liaison between the vendor and the user to implement program changes, updates, and corrections, and addresses other application issues as identified. The administrator assesses, proposes, coordinates, and implements solutions to hardware and software issues, application modifications, application enhancements, and application replacements.

Have you explored opportunities to collaborate both internally/externally? ***Explain - steps and ideas.***

This position was previously absorbed into the Information Technology Department; however, this led to a silo-effect and a workload that far exceeded the capability of one person. In an effort to maintain the integrity of our operations, it is crucial this position stays independent from other roles; doing this, allows us to have more effective collaboration between IT and the Police Department while ensuring efficiency and timeliness with projects and troubleshooting issues that arise.

What inefficiencies are experienced that justify this new position? ***Explain - I.e. -What area suffers, slowed response time, increased OT, contractual expenses.***

z

Do you have a funding source, have you tested this position (part-time/temporary assignment), can you have an expense reduction somewhere else in your budget? ***Explain***

This position was reintroduced on a part-time basis in FY24 as a test of operational need while remaining fiscally responsible. Over the past two years, it has become clear that the workload consistently exceeds what can reasonably be managed within a 19-hour work week schedule. Although the part-time model has provided some relief, it has also demonstrated that the tasks tied to the position cannot be effectively completed without full-time availability. Because of time-sensitive and priority system/application issues that routinely require immediate attention, the P.S.A.A is often redirected away from evaluating and maintaining minimum data entry standards. As a result, the part-time model has shown that the function is needed, but cannot be successfully completed unless the position is brought back to full-time status (as it was previously).

If you are notified that your request is moving forward for consideration, please contact the Human Resources Director for the prompt submission of an HR-approved job description.

Personnel Request Form
FY 2026-2027

Department Making Request		**New Position [Title]:** FT Police Officer (Overfill)
Type of Position	☐	**Additional Existing Position:**
(Toggle on appropriate boxes)	☐	**Reclassification of Existing Position:**
	☐	
	☑	**Full-time** ☐ **Part-time**
	☑	**Proposed Starting Date:** 1-Jul-26
Proposed Salary Range		25

Missing or inaccurate information may delay the evaluation of the request.
This is a request form only. Do not include any job description.

Priority 10 [Use the 1-10 scale with 1 being the highest priority and 10 the lowest]

Briefly explain the position and need.

At present, the department has multiple sworn officers who are either eligible or will soon be eligible for retirement. As these retirements occur, the resulting vacancies will significantly affect our patrol coverage, supervisory capacity, and overall operational readiness if not proactively addressed. Additionally, the position of patrol officer has specific requirements which do not allow officers to perform the function when injured or ill. This has an impact on our staffing as we have had multiple officers placed on light duty due to injuries or illness. This reduces the number of officers available for full-duty. The hiring and training process to get an officer fully capable is a long process and can take close to a year to get a solo capable officer. If we wait for an officer to retire before attempting to fill the position we will be impacted for a minimum of a year before we can adequately fill the void. Creating an overfill position will allow us to prepare for a future retirement without an impact to our service.

Have you explored opportunities to collaborate both internally/externally? ***Explain - steps and ideas.***

The Police Department has actively collaborated both internally and externally to maximize existing resources, including coordinating with City departments to manage staffing and leveraging grant funding to support two School Resource Officer positions and pursue Arizona Governor's Office of Highway Safety funding for traffic enforcement. Specialized assignments, such as the Community Response Team (CRT), have been structured to operate as efficiently as possible within current staffing levels. The requested overfill position provides the staffing stability needed to sustain these collaborative efforts without increased overtime or reduced patrol service levels.

What inefficiencies are experienced that justify this new position? ***Explain - I.e. -What area suffers, slowed response time, increased OT, contractual expenses.***

Approval of an overfill police officer position is essential to sustaining core public safety services and responsibly managing staffing volatility and overtime expenditures within the Police Department.

The Patrol Division has operated at or near minimum staffing levels for an extended period due to predictable and unavoidable personnel impacts, including military deployments, Family and Medical Leave Act (FMLA) absences, retirements, resignations, terminations, scheduled vacation, sick leave, and mandatory annual training and proficiency requirements. While these impacts are expected in a modern workforce, their cumulative effect has placed ongoing strain on patrol staffing and service delivery.

Do you have a funding source, have you tested this position (part-time/temporary assignment), can you have an expense reduction somewhere else in your budget? ***Explain***

The Department has historically utilized overfill positions, which were later absorbed through attrition, demonstrating both fiscal responsibility and the effectiveness of this staffing model. We have effectively tested this need through temporary staffing measures and sustained overtime usage, which has confirmed that short-term solutions are not cost-effective or operationally sustainable. While the Department continually reviews its budget for expense reductions, current expenditures are already optimized to support minimum staffing and essential operations. The requested overfill position represents the most responsible and efficient method to manage staffing volatility without increasing long-term budgetary impact.

If you are notified that your request is moving forward for consideration, please contact the Human Resources Director for the prompt submission of an HR-approved job description.

Personnel Request Form
FY 2026-2027

Department Making Request		**New Position [Title]:**	**FT Traffic Enforcement Officer (GOHS Funded)**
Type of Position	☐	**Additional Existing Position:**	
(Toggle on appropriate boxes)	☐	**Reclassification of Existing Position:**	
	☑	**Full-time** ☐ **Part-time**	
	☑	**Proposed Starting Date:**	1-Jul-26
Proposed Salary Range	25	[*See salary ranges tab*]	

Missing or inaccurate information may delay the evaluation of the request.
This is a request form only. Do not include any job description.

Priority 10 [*Use 1 low - 10 high*]

Briefly explain the position and need.

A dedicated Traffic Enforcement Officer would restore a specialized traffic enforcement model previously utilized by the Department, increasing operational efficiency and allowing patrol officers to focus on calls for service and emergency response. This position would serve as a subject-matter expert in traffic enforcement, collision investigation, and traffic safety initiatives, ensuring consistent enforcement strategies aligned with best practices and state and federal traffic safety priorities.

In addition to enforcement, the Traffic Enforcement Officer would play a key role in traffic safety education, working in partnership with the Arizona Governor's Office of Highway Safety and other stakeholders to support public awareness campaigns addressing speed management, impaired driving, seatbelt compliance, and pedestrian and cyclist safety. These efforts would benefit not only City residents but also the substantial daily visitor population

Have you explored opportunities to collaborate both internally/externally? ***Explain - steps and ideas.***

The Department has explored and continues to leverage both internal and external collaboration opportunities to support traffic safety objectives. Internally, patrol officers currently absorb traffic enforcement and collision investigation responsibilities while balancing calls for service and emergency response; however, this model limits consistency and efficiency. Externally, the Department collaborates with the Arizona Governor's Office of Highway Safety and regional partners on traffic safety initiatives, education, and enforcement priorities. A dedicated Traffic Enforcement Officer would strengthen these collaborations by providing consistent leadership, subject-matter expertise, and a single point of coordination without detracting from patrol response capabilities.

What inefficiencies are experienced that justify this new position? ***Explain - I.e. -What area suffers, slowed response time, increased OT, contractual expenses.***

From a fiscal and community perspective, improved traffic safety produces measurable benefits, including reduced collision-related costs, decreased emergency response demands, and enhanced public confidence in the safety of Cottonwood's roadways. Public perception of safety is a critical factor influencing tourism, business development, and residential relocation decisions. A visible and consistent traffic enforcement presence reinforces Cottonwood's commitment to public safety and quality of life.

Do you have a funding source, have you tested this position (part-time/temporary assignment), can you have an expense reduction somewhere else in your budget? ***Explain***

The recommendation is to hire a full time Traffic Enforcement Officer if awarded a grant from the Governor's Office of Highway Safety. The fiscal benefits to the City are substantial, particularly when considering the Department's role in reducing the number of collisions and reinforcing public confidence in Cottonwood as a safe community for the motoring public. Perceptions of safety play a critical role in decisions by residents, visitors, and prospective businesses considering relocation or investment in the City. It is common for potential residents and business owners to contact local law enforcement and other City departments to conduct informal "background research" related to crime trends, public safety, and overall quality of life

If you are notified that your request is moving forward for consideration, please contact the Human Resources Director for the prompt submission of an HR-approved job description.

Personnel Request Form
FY 2026-2027

Department Making Request

New Position [Title]: Battalion Chief

Type of Position (Toggle on appropriate boxes)

- ☐ **Additional Existing Position:** Additional; Internal Promotion
- ☐ **Reclassification of Existing Position:** No
- ☑ **Full-time** ☐ **Part-time**
- ☐ **Proposed Starting Date:** August 1st

Proposed Salary Range 32 [*See salary ranges tab*]

Missing or inaccurate information may delay the evaluation of the request.
This is a request form only. Do not include any job description.

Priority 9 [*Use 1 low - 10 high*]

Briefly explain the position and need.

Cottonwood Fire Department has had the position of Battalion Chief previously. The previous model was incorrect and non-functional, in that, the Battalion was a member of the apparatus crew, thus making the role completely ineffective and creating a danger to the crew(s), the incident, and ultimately to the city. When I arrived as the Fire Chief I stopped this and moved these individuals into the actual role being performed and as we needed, (Company Officer). For the last 4 years this change has moved the department in the right direction and has aligned our model and response to be efficient and functional. During this same 4 year period the response/incident volume has increased at a constant rate of 1-2% annually. 2025 CFD will respond to approximately 4000 calls for service, this exceeds the recommended threshold of 1500-2500 per fire station, (industry best practice for safety and human capital welfare). With this increase has come the need for increased incident management and more supportive administrative functions and needs. Adding Battalion Chiefs is the industry standard to improve incident management, support administrative needs, improve global communications up and down the chain of command, support maintaining the appropriate span of control for current and future fire stations and associated personnel, and is part of succession planning throughout our department and the industry. Currently, CFD has no opportunity to manage some key items that are needed for the department, personnel , and citizen/community at large. These include the following:

Fire Service Health and Wellness Initiatives as related to cancer prevention, medical care, and mental health/physical fitness.

The overall OSHA/Safety compliance for the fire department regarding federal, state, and city compliance, SCBA/IDLH monitoring for safety, and EVOC driving safety and compliance with standards.

The process of Insurance Services Office ratings and International Accreditation to improve insurance rates for the global community of Cottonwood and for the fire department and personnel to identify organizational goals and objectives, to concentrate on the design of quality services, to evaluate the efficiency, effectiveness, and quality of department administration, achieve the highest level of accreditation, support toward alternative funding opportunities, international accreditation modeling may be used by the city for cost benefit analysis as well.

The Battalion Chief will assume these roles in addition to a designated response chief for a given shift as assigned. The responsibilities will be for the management of Health and wellness, OSHA/Safety compliance, and for all accreditation processes (ISO, International). The Battalion Chief reports to the Operations Division Chief. Two Division Chiefs will be required to continue the extensive additional hours until we can fill all three needed Battalion roles.

Have you explored opportunities to collaborate both internally/externally? ***Explain - steps and ideas.***

All positions in the Fire Department support every other department in the city organization. This is done by way of education, emergency response, code enforcement, fire inspections, training for CPR/First Aid and life safety, event support, community outreach/engagement, etc.

What inefficiencies are experienced that justify this new position? ***Explain - I.e. -What area suffers, slowed response time, increased OT, contractual expenses.***

Cottonwood Fire Department is currently experiencing breakdown in the communication processes between the line staff and the administrative personnel due to differing schedules. Battalion Chief serve as the conduit between Administration and line personnel. Current administrative personnel, (salaried), are working excessive hours beyond the 40 hour work week, this is equating to compromised health, mental readiness, and declining productivity in the primary roles. Reponses times for command and control of emergency incidents is delayed as well thus placing the line personnel in adversarial or dangerous situations with no leadership there to support at the time of first response. These delays can be catastrophic due to the critical nature of the incidents and the impact to the citizens we serve.

Do you have a funding source, have you tested this position (part-time/temporary assignment), can you have an expense reduction somewhere else in your budget? ***Explain***

The funding source would be through the city. This is a promotional opportunity for current staff and does not require testing outside beyond the organization. The current need is for three Battalion Chiefs, 1 per shift; however, hiring 1 per year until all positions are filled is achievable in the short term. This also supports the future growth of the fire department with additional staff and fire stations; this will also allow for less upfront expense (increase of 10% to the successful internal candidate). Additionally, the previously requested division chief would be voided and not required, in that, the three Battalion Chiefs would assume the responsibilities of that division, (@ $110,000/yr not including benefits). The battalion Chief(s) will be responsible for Fire Department Health and Wellness, OSHA compliance for Fire Department and support for the city Risk Manager, all accreditation that currently includes, Insurance Services Office, (ISO), and achieving International Fire Service Accreditation. In progressive organizations the accreditation role is a separate 40 hour/week position by itself. In addition the Battalion Chief(s) will support all emergency response for command and control, execute administrative to line staff communications, and serve in supportive roles throughout the city as needed or requested. NOTE: ADDITIONAL INFO WAS ALREADY SUBMITTED IN OPENGOV FOR POSITION REQUESTS.

If you are notified that your request is moving forward for consideration, please contact the Human Resources Director for the prompt submission of an HR-approved job description.

Personnel Request Form
FY 2026-2027

Department Making Request

New Position [Title]: Transit Dispatcher/Driver

Type of Position (Toggle on appropriate boxes)

- ☐ **Additional Existing Position:**
- ☐ **Reclassification of Existing Position:**
- ☑ **Full-time** ☐ **Part-time**
- ☑ **Proposed Starting Date:**

Proposed Salary Range 17 [*See salary ranges tab*]

Missing or inaccurate information may delay the evaluation of the request.
This is a request form only. Do not include any job description.

Priority 10 [*Use 1 low - 10 high*]

Briefly explain the position and need.

The Public Transit System of Cottonwood currently operates with a limited dispatching staff and frequent driver shortages, which creates challenges on virtually a weekly basis in maintaining consistent service, operational oversight, and minimal overtime.

Have you explored opportunities to collaborate both internally/externally? ***Explain - steps and ideas.***

We have pulled from the driver pool, where we already have a shortage, to help cover dispatch duties. The department's administrative assistant already supports dispatch, which pulls her from her own job duties and requires her to often work overtime if the full-time dispatcher unexpectedly or needs to take time off. External opportunities are not realistic for this position as it would require extensive training, not only to learn the department's software system but to also be trained as a transit driver (and it's not likely this would be a position that could be filled via contractual work).

What inefficiencies are experienced that justify this new position? ***Explain - I.e. -What area suffers, slowed response time, increased OT, contractual expenses.***

Limited staffing affects the whole department and our customers. Members of the Transit team who can currently help cover dispatch are experiencing "burnout," working overtime consistently, and not getting sufficient time off. Overtime is necessary to cover not only dispatch but driver shifts as well.

Do you have a funding source, have you tested this position (part-time/temporary assignment), can you have an expense reduction somewhere else in your budget? ***Explain***

This request would be funded as follows: 58% Federal Section 5311 Formula Funds (Rural Area Formula Program), and 42% Local Match (from city/agency general fund or other eligible local sources). Reduced spending from another area in the Transit budget would not cover the cost of hiring a full-time dispatcher/driver. One driver who already works one day a week as dispatcher experiences having to "relearn" processes in the scheduling software because he is not consistently using it. This tends to inadvertently create errors in scheduling rides, which obviously affects our customer service.

If you are notified that your request is moving forward for consideration, please contact the Human Resources Director for the prompt submission of an HR-approved job description.

Personnel Request Form
FY 2026-2027

Department Making Request		**New Position [Title]:**	**Full-time Transit Driver (CDL required) - TWO positions**
Type of Position	☐	**Additional Existing Position:**	
(Toggle on appropriate boxes)	☐	**Reclassification of Existing Position:**	
	☑	**Full-time** ☐ **Part-time**	
	☑	**Proposed Starting Date:**	1-Feb-26
Proposed Salary Range	17	[*See salary ranges tab*]	

Missing or inaccurate information may delay the evaluation of the request.
This is a request form only. Do not include any job description.

Priority 10 [*Use 1 low - 10 high*]

Briefly explain the position and need.

The Transit Department actually needs two more full-time drivers because of the current shortage of drivers on our team. Fortunately a few of our team members have been able to help cover shifts when needed, but they're increasingly experiencing burnout and not getting necessary (and crucial) time off. Tired drivers are not something we want on our team! This situation also makes it impossible to avoid overtime payout.

Have you explored opportunities to collaborate both internally/externally? ***Explain - steps and ideas.***

Not everyone on our staff wants or needs to work overtime, so we are consistently tapping the same drivers to help cover shifts. We fortunately have one or two part-time drivers that can help out on occasion, but for the number of hours that need coverage on a fairly consistent basis, we need more drivers, plain and simple.

What inefficiencies are experienced that justify this new position? ***Explain - I.e. -What area suffers, slowed response time, increased OT, contractual expenses.***

Oftentimes a supervisor has to cover a driver's shift and supervise at the same time. This has proven to be problematic when an emergency comes up, obviously slows down the response time, and also takes the supervisor away from his or her already extensive duties. It is also not rare for the dispatcher to take on driving responsibilities for the department's paratransit service, which in turn strains other staff members who now have to cover dispatch along with their own job responsibilities.

Do you have a funding source, have you tested this position (part-time/temporary assignment), can you have an expense reduction somewhere else in your budget? ***Explain***

Funding for these positions would be covered 58% by Federal Section 5311 Formula Funds (Rural Area Formula Program) and 42% by Local Match (from city/agency general fund or other eligible local sources). Monies allocated to other areas in the Transit budget would not be sufficient to cover the pay for two full-time drivers.

If you are notified that your request is moving forward for consideration, please contact the Human Resources Director for the prompt submission of an HR-approved job description.

Personnel Request Form
FY 2026-2027

Department Making Request		**New Position [Title]:**	
Type of Position	☐	**Additional Existing Position:**	
(Toggle on appropriate boxes)	☑	**Reclassification of Existing Position:**	Airport Operations & Maintenance Specialist
	☐	**Full-time** ☐ **Part-time**	
	☐	**Proposed Starting Date:**	
Proposed Salary Range		20 [*See salary ranges tab*]	

Missing or inaccurate information may delay the evaluation of the request.
This is a request form only. Do not include any job description.

Priority 10 [*Use 1 low - 10 high*]

Briefly explain the position and need.

Airport Operations and Maintenance Specialist postion job descriiption does not acurately address the what is required in tasks, knowledge, skills, and abilities. The incumbant is clearly working out of class.

Have you explored opportunities to collaborate both internally/externally? ***Explain - steps and ideas.***

I have reveiwed other airport positions and believe that the appropriate job description is Airport Operations Coordinator.

What inefficiencies are experienced that justify this new position? ***Explain - I.e. -What area suffers, slowed response time, increased OT, contractual expenses.***

The incumbant Airport Operations and Maintenance Specialist is clearly working out of the job description and not being appropriately compensated.

Do you have a funding source, have you tested this position (part-time/temporary assignment), can you have an expense reduction somewhere else in your budget? ***Explain***

The Airport Fund would be the funding source and the postion has not been "tested" but the tasks are being accomplished by the incumbant employee. The cost to increase the Salaries expense to the Airport Fund could be $11,622.

If you are notified that your request is moving forward for consideration, please contact the Human Resources Director for the prompt submission of an HR-approved job description.

Personnel Request Form
FY 2026-2027

Department Making Request

Type of Position (Toggle on appropriate boxes)

- ☐ **Additional Existing Position:**
- ☑ **Reclassification of Existing Position:** Arsenic Treatment Specialist II to an Equipment Operator I
- ☑ **Full-time** ☐ **Part-time**
- ☐ **Proposed Starting Date:**

New Position [Title]:

Proposed Salary Range 20 [*See salary ranges tab*]

Missing or inaccurate information may delay the evaluation of the request.
This is a request form only. Do not include any job description.

Priority 10 [*Use 1 low - 10 high*]

Briefly explain the position and need.

This reclassification is to align the actual current job titles to the budgeted titles. Specifically reclassification of the Arsenic Treatment Specialist II position to

Have you explored opportunities to collaborate both internally/externally? ***Explain - steps and ideas.***

Not Applicable for this simple reclassification

What inefficiencies are experienced that justify this new position? ***Explain - I.e. -What area suffers, slowed response time, increased OT, contractual expenses.***

This request is for the reclassification of a position that has been underfilled within an existing classification. Wherever possible, the Water Department is replacing older arsenic treatment systems with newer more efficient arsenic treatment systems that require significantly less manpower to operate. While an Arsenic Treatment Specialist will still be required, due to the inability to replace all of the arsenic treatment systems with the newer systems, Water Treatment Operators have already been trained to temporarily operate and maintain the arsenic treatment units when the Arsenic Treatment Specialist is absent.

Staff is therefore requesting to reclassify the underfilled Arsenic Treatment Specialist II position to an Equipment Operator I position to be consistent with actual budgeted positions.

Do you have a funding source, have you tested this position (part-time/temporary assignment), can you have an expense reduction somewhere else in your budget? ***Explain***

The funding source for this position reclassification is the Enterprise Fund and it will result in a reduction in the budget due to the Arsenic Treatment Specialist being a much hire pay grade range than the Equipment Operator I position.

If you are notified that your request is moving forward for consideration, please contact the Human Resources Director for the prompt submission of an HR-approved job description.

Personnel Request Form
FY 2026-2027

Department Making Request

Type of Position (Toggle on appropriate boxes)

- ☐ **New Position [Title]:**
- ☐ **Additional Existing Position:**
- ☑ **Reclassification of Existing Position:** Court Clerk I Part-Time to Court Clerk II Part-Time

☐ **Full-time** ☑ **Part-time**

☐ **Proposed Starting Date:**

Proposed Salary Range $25.50/hr [*See salary ranges tab*]

Missing or inaccurate information may delay the evaluation of the request.
This is a request form only. Do not include any job description.

Priority 7 [*Use 1 low - 10 high*]

Briefly explain the position and need.

Clarkdale Magistrate Court has only two part-time positions for Court operation, i.e. a Clerk and one part-time Admin. We would like to have the flexibility to upgrade the Clerk position from a Clerk I to a Clerk II. The Clerk II position requires exceptional knowledge, skills and dedication in all areas of Court operations and requires the Clerk to work indepenently with minimal supervision. Clerks will be hired at the Clerk I level but will be upgrated to a Clerk II level if they exhibit skills warranting that.

Have you explored opportunities to collaborate both internally/externally? ***Explain - steps and ideas.***

Clerks cannot be "borrowed", cross-training from outside departments or sub-contracted internally or externally due to the access restrictions governed by the Arizona Supreme Court. Hiring candidates who have or can obtain the proper eduction, training, and certifications is the only viable option.

What inefficiencies are experienced that justify this new position? ***Explain - I.e. -What area suffers, slowed response time, increased OT, contractual expenses.***

This reclassification will allow the Court to adequately compensate a highly skilled part-time employee (paramount to court opperations) and enable the Court to retain its valued employees, reducing turnover. This also reduces costs involved when having to conduct multiple re-hirings, re-trainings, and re-certifications. Maintaining qualified staff provides competence, efficiency and continuity of service to the public.

Do you have a funding source, have you tested this position (part-time/temporary assignment), can you have an expense reduction somewhere else in your budget? ***Explain***

No alternative funding source available.

If you are notified that your request is moving forward for consideration, please contact the Human Resources Director for the prompt submission of an HR-approved job description.

Personnel Request Form
FY 2026-2027

Department Making Request		**New Position [Title]:**	
Type of Position	☐	**Additional Existing Position:**	
(Toggle on appropriate boxes)	☑	**Reclassification of Existing Position:**	Security Officer I PT (<20hrs) to Security Officer II (<29hrs)
	☐	**Full-time** ☑ **Part-time**	
	☐	**Proposed Starting Date:**	1-Jul-26
Proposed Salary Range	**$26.50/hr**	[*See salary ranges tab*]	

Missing or inaccurate information may delay the evaluation of the request.
This is a request form only. Do not include any job description.

Priority 7 [*Use 1 low - 10 high*]

Briefly explain the position and need.

The Cottonwood Municipal Court currently has one Security Officer I - Part-Time position for 20 hours or less. The Court has an increased need for Court security and must meet the Court Security requirements as set forth by the Arizona Supreme Court. When the Security Officer has completed advanced training plus the added responsibility of providing fingerprint services to meet DPS misdemeanor requirements, to qualify for the Security Officer II designation, the Court would like to have the flexibility to move the Security Officer i - Part-time position to a Security Officer II - Part-Time position for 29 hours or less.

Have you explored opportunities to collaborate both internally/externally? ***Explain - steps and ideas.***

It would be more challenging due to staffing shortages at security agencies and cost-prohibitive to outsource or contract for security services. CSOs must be certified through the AZ Supreme Court. Additionally, the only other "source" of appropriately training CSOs is through the Yavapai County Courts, and discussions with them indicate there is and has been a shortage of trained CSOs and they cannot "lend" or help with our shortage (or any municipal courts) in the foreseeable future.

What inefficiencies are experienced that justify this new position? ***Explain - I.e. -What area suffers, slowed response time, increased OT, contractual expenses.***

It would be more challenging due to staffing shortages at security agencies and cost-prohibitive to outsource or contract for security services. CSOs must be certified through the AZ Supreme Court. Making this reclassification will increase employee retention and reduce turnover. This also reduces the cost involved when having to conduct multiple re-hirings, re-trainings, and re-certifications. Maintaining qualified security staff provides continuity of safety and service to the public, and retaining a qualified CSO allows the Court to assign other "law enforcement" type job duties to that officer. (i.e. Collecting Statutorily required fingerprints to close cases)

Do you have a funding source, have you tested this position (part-time/temporary assignment), can you have an expense reduction somewhere else in your budget? ***Explain***

No alternative funding source available.

If you are notified that your request is moving forward for consideration, please contact the Human Resources Director for the prompt submission of an HR-approved job description.

Personnel Request Form
FY 2026-2027

Department Making Request		**New Position [Title]:**	**Part-Time 29 Hrs Intern - Higher Education**
Type of Position	☐	**Additional Existing Position:**	
(Toggle on appropriate boxes)	☐	**Reclassification of Existing Position:**	
	☐	**Full-time** ☑ **Part-time**	
	☐	**Proposed Starting Date:**	August 2026 - May 2027 (6-9 months following a school schedule)
Proposed Salary Range		**$20.00/hour**	[*See salary ranges tab*]

Missing or inaccurate information may delay the evaluation of the request.
This is a request form only. Do not include any job description.

Priority 3 [*Use 1 low - 10 high*]

Briefly explain the position and need.

Within the City's Strategic plan it has identified the need and desire to parter with schools for internships (8.2). The City has partnered with Mingus Union High School primarily to participate in its ROI program for several years, however, it has never had a dedicated opportunity to partner with higher education students. In an effort to increase the City's impact with students seeking career opportunities, we are looking for ways to help encourage interested students to participate without needing to choose between finding a paying job and applying for an internship opportunity with the City. Ideally, higher participation in our internship program will help expand knowledge about the City and its functions while allowing local students to explore potential future career opportunities within our organization.

Have you explored opportunities to collaborate both internally/externally? ***Explain - steps and ideas.***

This budget request is for a roving opportunity, meaning we would work with an intern and allow their interests to help dictate which department they would intern in. Because this is not something we know ahead of time, I'd like it to be budgeted and available for use for this particular program, but not miss out on the required budget process to make this happen for which ever department ends up being able to host an intern. The process I envision using includes giving students a brief overview of the departments who proactively would be seeking an opportunity to host an intern ahead of the school years' choices. We would also include the ability to propose an internship the student is interested in and offer that additional options may be available and are able to be explored by request.

What inefficiencies are experienced that justify this new position? ***Explain - I.e. -What area suffers, slowed response time, increased OT, contractual expenses.***

The City can absolutely function without interns, and might even function more efficiently without taking dedicated time to help a short-term/temporary student learn our roles/department. The benefit, however, is not within the efficiency of the department or this position, but rather within the long term goals of our organization as outlined by our strategic plan. The idea of this program is to support our community and create opportunities for making career-related connections within local government. Opportunities such as these will help encourage involvement in our government and ideally assist in our long term goals of capturing our students and filling our jobs with locals after we've helped them see the path forward and obtain the needed skills and experience to follow that path.

Do you have a funding source, have you tested this position (part-time/temporary assignment), can you have an expense reduction somewhere else in your budget? ***Explain***

There is currently no additional funding source and there is not an area of reduction within the HR budget to absorb this opportunity. We have had one unpaid college-level intern in the past, however, that student also expressed she felt lucky she wasn't in a position to need to choose between a paid opportunity elsewhere and what we had available. The estimated cost with benefits for this part-time position is between $33,000 - $50,000 based on the assumption that the student would receive $20.00/hour for 20-29.hours per week for 6-9 months out of the year following the school schedule and participate in the required benefits at that level (ASRS participation mainly.) This schedule would be based in part by the student's needs and desires as well as any internship program's requirement the student may be participating in. Those factors in turn also would need to balance out with the needs and wants of the department as we will not be allowing students to participate in the program and get paid for time not actually performing internship duties.

If you are notified that your request is moving forward for consideration, please contact the Human Resources Director for the prompt submission of an HR-approved job description.

Personnel Request Form
FY 2026-2027

Department Making Request		**New Position [Title]:**	**Part-Time Intern - High School (2)**
Type of Position	☐	**Additional Existing Position:**	
(Toggle on appropriate boxes)	☐	**Reclassification of Existing Position:**	
	☐	**Full-time** ☑ **Part-time**	
	☐	**Proposed Starting Date:**	August 2026 - May 2027 (6-9 months following a school schedule)
Proposed Salary Range		**$15.35/hour**	[*See salary ranges tab*]

Missing or inaccurate information may delay the evaluation of the request.
This is a request form only. Do not include any job description.

Priority 3 [*Use 1 low - 10 high*]

Briefly explain the position and need.

Within the City's Strategic plan it has identified the need and desire to parter with schools for internships (8.2). The City has partnered with Mingus Union High School primarily to participate in its ROI program for several years. While the program was successful at first with several interns participating in the program, in recent years after COVID, program participation has been minimal. When discussing with the program lead at Mingus, we discovered the majority of students who may be interested in these opportunities are instead choosing work experience programs that allow the student to get paid for the work they perform. In an effort to increase the City's impact within our youth, we are looking for ways to help encourage interested students to participate without needing to choose between finding a paying job and applying for an internship opportunity with the City. Ideally, higher participation in our internship program will help expand knowledge about the City and its functions while allowing local students to explore potential future career opportunities within our organization.

Have you explored opportunities to collaborate both internally/externally? ***Explain - steps and ideas.***

This budget request is for a roving opportunity, meaning we would work with an intern and allow their interests to help dictate which department they would intern in. Because this is not something we know ahead of time, I'd like it to be budgeted and available for use for this particular program, but not miss out on the required budget process to make this happen for which ever department ends up being able to host an intern. The process I envision using includes giving students a brief overview of the departments who proactively would be seeking an opportunity to host an intern ahead of the school years' choices. We would also include the ability to propose an internship the student is interested in and offer that additional options may be available and are able to be explored by request.

What inefficiencies are experienced that justify this new position? ***Explain - I.e. -What area suffers, slowed response time, increased OT, contractual expenses.***

The City can absolutely function without interns, and might even function more efficiently without taking dedicated time to help a short-term/temporary student learn our roles/department. The benefit, however, is not within the efficiency of the department or this position, but rather within the long term goals of our organization as outlined by our strategic plan. The idea of this program is to support our youth and create opportunities for making career-related connections within local government at a crucial point in a student's life. Opportunities such as these will help encourage youth to become more engaged in our local government and ideally assist in our long term goals of capturing our students and filling our jobs with locals after we've helped them see the path forward and obtain the needed skills and experience to follow that path.

Do you have a funding source, have you tested this position (part-time/temporary assignment), can you have an expense reduction somewhere else in your budget? ***Explain***

There is currently no additional funding source and there is not an area of reduction within the HR budget to absorb this opportunity. The estimated cost with benefits for each position is between $8,500 - $12,800 based on the assumption that the student would receive $15.35/hour for 10-19.75 hours per week for 6-9 months out of the year following the school schedule. This schedule would be based in part by the student's needs and desires as well as the high school program's requirement for their internship program. Those factors in turn also would need to balance out with the needs and wants of the department as we will not be allowing students to participate in the program and get paid for time not actually performing internship duties.

If you are notified that your request is moving forward for consideration, please contact the Human Resources Director for the prompt submission of an HR-approved job description.

1010 - SWAGIT Audio & Video Recording Software & Management

Background : The City of Cottonwood currently contracts with Studio G Multimedia, LLC (Verde Valley TV) for video recording and broadcasting services. Under the existing Broadcast Services Agreement, the City receives recording and broadcast services for:

- Three (3) City Council meetings per month
- One (1) Planning and Zoning Commission meeting per month
- Four (4) annual budget meetings per year

These meetings are billed at a rate of $450 per meeting.

Additional programming requested by the City is billed separately in accordance with Studio G's Fee Schedule and quoted individually based on the services requested.

In addition to per-meeting service charges, the City pays 50 percent of the operational costs required to maintain the government access channel currently known as Spark light Cable Channel 1056. These shared costs include:

- Studio rent
- Utilities
- Insurance
- Internet
- Software
- Miscellaneous supplies

A copy of the Broadcast Services Agreement between the City of Cottonwood and Studio G Multimedia, LLC is attached to this proposal for reference.

While this arrangement has provided meeting coverage for several years, it has resulted in recurring annual expenditures without creating long-term City-owned infrastructure or internal capacity.

Also attached are copies of the Granicus Proposal for Cottonwood, AZ, for three separate models as outlined below:

1 - Fully-managed service (including real-time indexing and captioning) - up to 75 meetings per year (One-time fee of $76,232.47; new subscription fee of $54,247.01)
2 - Partially-managed service (including indexing and AI captioning) - (One-time fee of $26,377.79; new subscription fee $31,421.85; Future year pricing of $38,193.45)
3- Self-Managed Video - setup, config. and training and self-managed video encoder (One-time fee $5,557.13; New subscription fee $16,327.50; Future Year pricing $18,693.35)

Analysis: Current Annual Cost Structure
Based on the current meeting schedule:

- Council Meetings: 3 per month × 12 months = 36 meetings
- Planning & Zoning Commission: 1 per month × 12 months = 12 meetings
- Budget Meetings: 4 annually

Total estimated meetings per year: 52 meetings

At $450 per meeting, base annual meeting costs equal: 52 × $450 = $23,400 annually

This figure does not include:

- Additional programming
- Special meetings
- Other commission/board meetings estimated at a minimum of approximately 24 additional meetings per year for Historic Preservation Commission and Airport Commission
- Shared 50% operational costs for Channel 1056
- Inflationary increases or future fee adjustments

When combined with the City's proportional share of operating expenses for Channel 1056, the total annual financial commitment provides no capital asset ownership to the City.

Operational Limitations of Current Model The current outsourced structure presents several constraints:

- Ongoing annual service costs with limited long-term asset value
- Scheduling dependency on vendor availability
- Limited flexibility and additional charges for special meetings or expanded programming
- Delays in accessing recordings for public records requests or internal use
- Intermittent recording and broadcasting issues
- Lack of integration with digital agenda and records management systems

As meeting demands increase—including advisory boards, special sessions, and community engagement programming—the current fee-based model becomes less predictable and more costly.

Proposed In-House System
This project proposes the procurement and implementation of a fully integrated audio/video recording and broadcasting system utilizing:

- SWAGIT by Granicus, a government-focused video streaming and archiving platform

The system would include:

- Professional-grade PTZ cameras
- Integrated chamber audio system connection
- Video switcher and encoder
- Recording and storage hardware
- Cloud-based hosting and archiving
- Optional closed captioning capability
- Integration with digital agenda management systems

SWAGIT is widely used by municipalities for indexed meeting streaming and archiving and allows synchronization of video with agenda items, improving public usability and transparency.
Strategic Alignment Implementing an in-house system directly supports the City's strategic priorities:

- Transparency: Improved public access to live and archived meetings
- Efficiency: Reduction of recurring vendor dependency
- Modernization: Integration with digital records and agenda systems
- Fiscal Responsibility: Conversion of recurring service expenditures into capital investment

Recommendation: It is recommended that the City Council authorize staff to:

1. Proceed with the development of a Capital Improvement Project for an in-house audio/video recording and broadcasting system utilizing SWAGIT by Granicus (fully managed by Granicus);
2. Direct staff to prepare detailed cost proposals and procurement documentation; and
3. Incorporate funding for the project into the upcoming fiscal year budget process.

Transitioning to a City-owned meeting recording and broadcasting system will:

- Enhance operational control
- Improve reliability and accessibility
- Support compliance with public access requirements
- Provide long-term financial sustainability
- Strengthen the City's commitment to open government

This investment positions the City of Cottonwood to modernize its public meeting infrastructure while ensuring transparency and fiscal stewardship for years to come.

11-1500 - AIRPORT GRANTS

Background : 27-01 - Taxiway - Reconstruct TWA 4252 FT X 35FT - Replace Construct 2 new TW Connectors Install LED TW Lighting Signage 9000LF Request ADOT pay for grading and drainage - ADOT Pavement management Report says need reconstruction - Federal/State/Local - $ 3,500,000
27-02 - Airport Drainage Improvements - Grading and drainage improvements for Taxiway A Reconstruction - ARC B-1 small TDG 2 all pavement design to accommodate minimum 12,500 lbs. single wheel. - State and Local - $ 1,000,000
27-03 - Update Master Plan - The Airport Wildlife Hazard Assessment will identify and mitigate potential wildlife hazards that pose risks to aircraft operations and flight safety using IIJA funds. - Federal, State & Local $20,000
27-04 - Runway Vertical/ Visual Guidance System, Install/Upgrade - Construct upgrade of Rwy 14/32 PAPIS (2-box). Existing PAPIs are reaching the end of their useful life cycle. - State & Local - $225,000
28-01 - Other Environmental Mitigation - Description: Design phase for the installation of wildlife anti-dig fencing along airport perimeter fence lines, approximately 3,256 LF to reduce wildlife digging under the existing fence. Justification: The airport fencing does not adequately provide deterrence to wildlife. This project will reduce the possibility of wildlife digging under the fence line and accessing the airfield. Federal/ State/Local - $ 150,000
28-02 - Obstructions, Light/Mark/Remove - Description: Mitigate obstructions: trees & shrubs, hill removal, and obstruction lighting identified during the MP update as part of a multi-phase mitigation project, this is Phase 2.Justification: The City developed the OAMP to proactively protect its airspace and Runway 32 instrument approach, departure procedure (MINGY ONE), and visual approaches to the Airport. State/Local - $ 500,000
28-03 - Heliport Construct/Expand Modify - Description: Design/ construction of new helicopter landing area/ parking apron area to accommodate exist rotorcraft activity and anticipated itinerant firefighting activity. Includes standard markings/ lighting. ~10,000 SF. Justification: Airport is forecast to serve and increasing number of rotorcraft activity, including itinerant firefighting activity. - Federal/State/ Local - $ 450,000
28-04 - Land for Development - Acquire - Description: Conduct an Environmental Assessment for the future purchase of land adjacent to airport property to allow for additional hangar development. Justification: Conduct an Environmental Assessment for the future purchase of land adjacent to airport property to allow for additional hangar development. - State/Local - $ 100,000

Analysis:

Recommendation:

11-3110 - Capital Improvements - Build Grant

Background : The City of Cottonwood, Arizona requests $2,107,464 from the DOT's FY26 BUILD program for the Old Highway 279 Safe Routes & Access Plan rural planning project, which aims to significantly impact local and regional transportation and improve transportation infrastructure through comprehensive planning, environmental review, and final engineering design for safety, resilience, and state-of-good-repair improvements along 1.54 miles of roadway.

The proposed budget provides details on the allocation of funds, sources and availability of funding, and other budgetary considerations essential for the successful planning and execution of the project. Table 1 provides a breakdown of Component 1, which encompasses all planning and design activities for the project. All costs included in the proposed budget are future eligible project costs, and do not include previously incurred expenses. The requested budget is comprised of 100% BUILD funds, allowable due to the rural designation of the project location. The requested costs will allow the City of Cottonwood to complete all goals of the proposed project, and will produce fully engineered design for roadway widening, shoulder construction, guardrail installation, pavement rehabilitation, culvert and drainage replacement, new signage and striping, and innovative high-water detection and warning systems.

Table 1 – Project Components

Funding Source Component 1	Total Funding
BUILD Funds	$2,107,464

Analysis: Budget Narrative

The proposed project budget consists of all design and planning activities necessary to advance the Old Highway 279 Safe Routes & Access Plan project from 0% planning to 100% designs, ready for rapid implementation with future construction funds and Right-Of-Way acquisition (both beyond the scope of this planning project). A detailed breakdown of the activities requested for each cost classification is as follows:

ADOT Project Management Fees - $159,656
Estimated at 10% of planning project activities, $159,656 in Arizona Department of Transportation (ADOT) Project Management fees are requested to support ADOT's review of the project and assistance with the open-bid process to award planning project contracts, following standard practices for Arizona highway projects.

Preliminary Engineering - $176,066
Preliminary Engineering costs are requested to conduct a topographic survey of the project site. This detailed mapping of the project location's physical features will provide a blueprint for site planning, ensuring all project decisions are grounded in accurate data.

Benefit-Cost Analysis - $100,000
Funds to pay for a Benefit-Cost Analysis (BCA) are requested to determine the impact of the project on the community. Including a BCA in the proposed Old Highway 279 Safe Routes & Access Plan project ensures that, upon completion of the period of performance, The City of Cottonwood will be poised and ready to apply for future construction funds and Right-Of-Way acquisition (both beyond the scope of this planning project).

Environmental - $440,166
Funds for environmental determinations are requested, including Preliminary Environmental Investigation, National Environmental Policy Act (NEPA), and Community Outreach activities to share project information and collect community input. The Preliminary Environmental Investigation is necessary to identify all potential environmental impacts of the proposed project and determine the scope of the review required for the subsequent NEPA. The NEPA process will then assess the potential environmental impacts of proposed actions, including the social, cultural, and economic effects of the proposed project. Community Outreach, including public City Council meetings, the creation of a public webpage to share and collect project information and community input, presentations to community groups, and dissemination through newsletters, email lists, and social media, will encourage and facilitate public input.

Design - $880,332
Design costs are requested, including Drainage Study, Preliminary Design, Planning for Right-Of-Ways, and Final Design. The Drainage Study will provide crucial information for the proper management of surface and subsurface water to maintain the road's stability and durability, as well as the assessment of the potential impact to property owners upstream of the project location. Preliminary Design will establish the basic concept and requirements of the project and will produce scoping and 15%-30% designs. Planning for Right-Of-Ways will define the areas necessary to construct and maintain the roadway and include areas necessary for utility adjustments and maintenance activities. Final Design will include Plans, Special Provisions, Cost Estimates & Schedules (PS&Es) for 60%, 90%, and 100% plans, ensuring that the project will be permit-ready upon completion of the period of performance for rapid implementation with future construction funding.

Contingency - $351,244
Contingency costs are requested at 20% of the total planning project costs to ensure that the project has sufficient funding to cover unanticipated cost increases. This amount was selected based on the City of Cottonwood's experience

Recommendation:

1200 - Finance Department -ERP Replacement - FY 2029

Background : The Cities Springbrook ERP system was purchased in FY 2013 updated in 2017 and will be updated again in 2023. These upgrades will keep the City on track to having a fully functioning ERP system. As time has progressed the ERP system has been removed from several departments and is no longer function as a ERP but mostly just a Finance/HR software. In the future staff is budgeting to look into replacing the system if need be to be back to a fully functioning ERP system.

Analysis:

Recommendation:

1220 - IT - Police Department - Mobile Digital Communicator (MDC) Replacements

Background : The IT Department is in the middle of rolling out new MDCs for the Police Department. We have already deployed about a dozen MDCs, but we need to continue purchasing and replacing them every year until the replacement is completed.

Analysis: Current MDCs are about 8-10 years old and are starting to fail.

Recommendation: Continue purchasing a batch of new MDCs every year until all of them have been replaced.

1220 - IT - Public Safety - Surveillance System Replacement

Background : The surveillance system that serves the Public Safety complex is aging and starting to fail. In addition, we are unable to get support for this system due to its age. This project is a carry-over from FY 2023.

Analysis: We have looked at a few options with companies like Southwest Access (our current vendor), Verkada, and Lens Lock. It looks like the Police Department is going with LensLock for their body cameras and car cameras, so we will likely be replacing the surveillance system with LensLock as well. Most of these type of systems are cloud-based and would have a perpetual annual cost to maintain data storage and hardware support.

Recommendation: Get quotes from all three vendors, then proceed with a solution that fits in our budget.

1220 - IT - Radios for Fire and Police Department

Background : Quotes from Motorola Solutions for CWPD Radios and Fire Radio Replacements

Analysis:

Recommendation:

1220 - IT - Replace Network Switches

Background : The City's networking infrastructure is largely very old and is no longer supported by the manufacturer. This not only makes them more susceptible to failure but can also create an unnecessary security risk. We are looking to replace our aging switches in stages.

Analysis: At the recommendation of Cisco (our switch vendor), we have selected the CBS350 line to replace our existing switches for the most part.

Recommendation: Replace network switches in vital areas first, then work out to all departments over the course of a few years.

1220 - IT - Server Refresh: Lease & Maintenance

Background : The City of Cottonwood has a dire need for replacement of its aging server infrastructure. Most of our physical servers are 8-10 years old and in greater danger of failure than is normal for an IT Department. We are looking at several lease options that would give us current hardware with greater fault tolerance and speed as well as excellent vendor support. We are entertaining proposals from Dell, HP, and Scale HCI.

Analysis: Most of the solutions we are looking at are using three physical servers in a failover cluster with a SAN device for storage. This will allow greater speed, and the cluster is self-healing in the event one of the physical servers is down. The Dell solution includes racking the equipment and migrating over the VMs and data.

Recommendation: Sign a four-year lease or purchase of the following for each of the two domains:

- 3x clustered physical servers
- 1x SAN storage array
- 2x High-speed switches to handle traffic between devices
- 4-year service

1220 - IT Department - Printers

Background : The City purchases Konica Minolta Copiers through a cooperative agreement with All Copy Products - The copiers have a useful life and several copiers are beyond their useful life. The copier agreements have set maintenance prices that cover toner and any other parts for the copiers annually.
At the present time - Here is a list of copiers that should be replaced -

Courthouse - Bizhub 224E - A61H011003966 - Purchased 06/30/2014
Rec Center - Bizhub C554e - A5AY011013050 - Purchased 03/19/2015
Public Works - Bizhumb C 368 - A7PU011000658 - Purchased 09/21/2015
Library Youth Services - Bizhub A72R011003273 - Purchased 12/14/2015
Fire Department - Bizhub C 368 - A7PU011017444 - Purchased 12/12/2016
Airport - Bizhub C458 A 79M011015066 - Purchased 10/27/2017

IT Bizhub C364E - A5C1011024019 - Purchased 03/05/2015

Analysis:

Recommendation:

1220 - Police Department - Radio Upgrades

Background : When I began my career in 1996, the radio communication system I used was more reliable than what we currently have in the City of Cottonwood. Over the years, radio technology has advanced, but our infrastructure has not kept up, leaving us with outdated and inefficient communication tools. This issue has been a growing priority for other communication centers supporting regional police and fire departments, as it directly impacts the safety of our staff. Despite this, the City of Cottonwood has not upgraded its radio infrastructure in years, and as a result, we are now operating with a system that poses a significant risk. In today's world, the ability to communicate quickly and clearly is vital, especially for first responders. The current system is not only a hindrance to effective operations, but it has also become a major liability to our community, our city, and the broader region. It's time we step into the 21st century with the appropriate tools to protect our officers, firefighters, and the citizens we serve.

As the [Cottonwood Police Department/City of Cottonwood] houses the regional Public Safety Answering Point (PSAP) for the Verde Valley, our Communications Center supports not only the City of Cottonwood but multiple law enforcement and fire/EMS agencies across the region. This unique position requires us to maintain a communications infrastructure capable of meeting the demands of a multi-jurisdictional environment. The fragmentation of previous infrastructure projects—executed in silos without regional coordination—has led to critical gaps in interoperability, delayed response times, and inconsistent service delivery during mutual aid operations. Our ask is that the City support this initiative, and by supporting this capital improvement request, the City of Cottonwood has an opportunity to lead the way in uniting our region, a region that can no longer afford to operate in isolation, under a unified communications platform that is P25-compliant, scalable, and resilient. This investment is not just for Cottonwood—it is a foundational step in building a safer, more responsive, and truly collaborative emergency communications network for the entire Verde Valley.

Analysis: Improving our radio infrastructure for police and fire communications must be a top priority, as the current system is failing to provide adequate coverage and putting our first responders at serious risk. Officers and firefighters are often unable to communicate with dispatch or fellow responders, creating dangerous gaps in critical moments. This lack of reliable communication could result in catastrophic consequences, as officers and firefighters rely on real-time coordination to stay safe and effectively respond to emergencies. If we do not address these shortcomings and upgrade our system, it is only a matter of time before an officer or firefighter is seriously injured or even killed in the line of duty due to communication breakdowns. Ensuring they have the tools to stay connected and safe is not just a matter of efficiency—it is a matter of life and death.

Recommendation:

In light of this information, we respectfully request that a placeholder be included in the upcoming budget, as we are actively pursuing efforts to consolidate our communications (radio) network. Establishing this placeholder now positions us to act swiftly should grant funding become available—funding we are more likely to secure by leveraging a regional approach. Taking this proactive step demonstrates the City's commitment to collaboration and long-term infrastructure improvement.

1310 - Municipal Court Building - Painting & Flooring

Background : High Priority: The Municipal Court building was last painted in 2010 and is showing significant wear. Interior is worn, discoloring and is in need of update. Carpet throughout is a high traffic use throughout the building.

Analysis: Paint inside and out is starting to peel and discolor. Once exterior paint deteriorates to a point, this challenges the integrity of the underlying stucco, which will lead to extensive repairs in the future. Building looks unprofessional. Carpet has not been fully replaced since 2010 and is showing wear and discoloration.

Recommendation: The Municipal Court building should maintain a level of integrity and professionalism with the citizens of the City. Exterior paint is highest priority, followed by interior paint and then flooring.

1400 - Community Development - Architectural Services SB1529 Plans

Background : The State Legislature has been working on Senate Bill 1529 which would require municipalities to create pre-approved housing design plans for the general public to use. Though the bill has not yet fully passed and been signed by the Governor, it is anticipated that it will. If this bill does in fact pass, the City will be responsible for designing plans for a variety of different "classes" of housing. The total number of designs across the housing classes would be 12.

Analysis: Senate Bill 1529 will require the City to design the following housing types:

Class 1 - At least 3 plans for single-family homes ranging in size from 800 square feet to 2,000 square feet.

Class 2 - At least 3 plans for duplex type homes, ranging in size from 400 square feet to 1,000 square feet.

Class 3 - At least 3 plans for triplex type homes, ranging in size from 400 square feet to 1,000 square feet.

Class 4 - At least 3 plans for Accessory Dwelling Units, ranging in size from 200 square feet to 1,000 square feet.

Class 1 and 4 homes are required to be designed by July 1, 2026. Class 2 and 3 homes are required to be designed by January 1, 2027.

Recommendation: Approve $100,000 for architectural services to design 12 homes as required by Senate Bill 1529. This amount is a rough estimate at this time and is subject to change. We plan to look for cooperative purchase agreements as well as neighboring jurisdictions for cost-sharing options.

1400 - Community Development - Historic Preservation Grant Funding

Background :

Analysis:

Recommendation:

1400 - Community Development - Vehicle Replacement

Background :

Analysis:

Recommendation:

1410 - Engineering - Vehicle Replacement Enterprise Lease Truck [New Project]

Background : The Engineering Department has two older, non-lease vehicles. One is a 2007 GMC Yukon and the other is a 2008 Ford Ranger. The Ranger is driven by a Public Works Inspector and the Yukon is used by the Stormwater Specialist.

Analysis: Both of the older vehicle require more regular and sometimes significant maintenance. Inspectors often have electronic equipment, computers, smart levels, etc. that are sensitive to temperature which requires modern air conditioning systems. On job sites with large equipment operating it is beneficial to have a larger vehicle than the Ranger to maintain good visibility with equipment operators.

Recommendation: It is recommended to replace the Yukon with a new 4x4 lease truck in FY 27. The Ranger would then be assigned to Stormwater and the Yukon sent to auction.

FY 27 - $50k

1500 - Airport Emergency Generator

Background :

Analysis:

Recommendation:

1500 - Airport Pavement Preservation (Slurry Seal)

Background :

Analysis:

Recommendation:

1500 - Airport Pull Behind Sweeper (Trackwheel FBR-8)

Background :

Analysis:

Recommendation:

1500 - Airport Storage Room Door

Background :

Analysis:

Recommendation:

1520 - Transit - 5339 Money - Buses or Other Capital

Background : Lisa Boring
Transit Manager
City of Cottonwood
821 N Main St
Cottonwood, AZ 86326
Subject: FY 2025 5307 and 5339 Competitive Application: Preliminary Notice of Award
Dear Ms. Boring:
ADOT is pleased to issue this Preliminary Award Notice for the three project(s) that your agency applied for in the above referenced grant application to ADOT.
Please be advised that this is a preliminary award notice and no action can be taken until a final award notice (Exhibit A) is issued.
Please see the table below for your FY 2025 5339 Bus and Bus Facilities Preliminary Award Notice.

Project Title	Match Ratio	Federal	Local	Project Total
Expansion Vans (2)	85%	$181,330.00	$ 31,999.41	$213,329.41
Replacement Vans	85%	$ 90,665.00	$ 15,999.71	$ 106,664.71
Replacement Buses (3)	85%	$629,464.00	$111,081	$ 740,545.00

Your preliminary funding awards are contingent upon the Federal Transit Administration awarding funds to ADOT for the 5339 Program. ADOT will be submitting an application to FTA in June of 2026 and anticipates FTA awarding funding in September of 2026. Your preliminary award of funds is also contingent upon your compliance with all Federal and State requirements. Your official notice of award will be included in a revised Exhibit A to your 5311 Grant Agreement.
Please note that all vehicles awarded will be procured by ADOT. ADOT will coordinate with you on finalizing the order of your vehicle.
If you have any questions or if the award is significantly different than expected, please contact your Transit Program Manager. You have the right to appeal this funding decision. If filing an appeal, applicants must use the following process in order for the appeal to be considered valid.
adopt.

Analysis:

Recommendation:

1610 - Maintenance - 1-Ton Dump Truck

Background : The 1998 maintenance dump truck presents serious safety, reliability, and operational concerns. It has a major hydraulic leak, malfunctioning gauges, no working heat or A/C, and deteriorated safety components including the dashboard, seat, seat belts, doors, and door panels. Ongoing mechanical failures such as repeated clutch replacements and persistent engine, transmission, and electrical issues cause frequent downtime and disrupt daily operations.

Analysis:

Recommendation: Continued repairs are no longer cost-effective, as maintenance expenses and lost productivity far exceed the value of the vehicle. Replacing it with a new 1-ton dump truck would improve safety, reliability, efficiency, and service continuity while providing a dependable long-term asset for the department. We recommend this be budgeted in the FY 27 budget at $80,000

1610 - Maintenance - Elastomeric sprayer

Background : The purchase of a new elastomeric sprayer will provide significant time and cost savings while improving the efficiency and professionalism of our roofing maintenance operations. Currently, preventive maintenance spraying for our many coated roofs requires contracting outside companies, which increases expenses and creates scheduling delays. Owning our own will eliminate the need for these third-party services, resulting in direct cost savings overtime.
In addition, having this equipment will reduce labor hours for our personnel by streamlining the spraying process and allowing work to be completed more quickly and efficiently. Our team will be able to perform preventive maintenance on our own schedule, minimizing downtime and improving overall productivity.

Analysis:

Recommendation: The use of a professional grade elastomeric sprayer will enhance the quality and consistency of our work, resulting in a more uniform application and more professional appearance. This investment supports long term assets preservation, reduces operating costs, and strengthens our ability to maintain our facilities effectively. We recommend that this be put in the FY27 Capital budget for a total cost of 9K.

1610 - Maintenance - New Vehicle (Truck) Enterprise 2025

Background : New truck to replace older fleet trucks in maintenance.

Analysis: We have started to budget one replacement truck every year to replace the older aging vehicles. There are 5 remaining vehicles to be replaced in the Maintenance department.

Recommendation:

1610 - Maintenance - Rough cut pest protection

Background :

Since its purchase, the rough-cut building has experienced ongoing pest issues involving both birds and bats. Due to legal protections, bats cannot be exterminated and instead occupy the structure seasonally. Each fall, after they leave, the building is left with significant accumulations of guano. This creates an unsanitary environment and presents a health risk to anyone entering the building, particularly employees tasked with cleaning or maintenance. Additionally, many of the building's windows have been broken out over time and temporarily covered with plywood, which has contributed to easy access for pests and negatively impacted the building's overall appearance.

Analysis: To effectively resolve these issues, the building will first require replacement of all broken windows. This will not only improve the building's appearance by removing the exterior plywood coverings but will also help prevent further pest intrusion. A contractor has provided a quote of $30,641 for this work. Following window replacement, the structure will need to be professionally sealed by a pest removal company to ensure it is secured in compliance with laws protecting bats. A local company has provided a verbal estimate of approximately $28,000 for this service. While the combined costs are significant, these improvements are necessary to eliminate ongoing health hazards, prevent recurring contamination, and restore the building to a safe and usable condition.

Recommendation: After a contractor replaces windows. Contact a professional pest control company to finish sealing the building.

1610 - Maintenance - Side by side replacement

Background : The Maintenance Department's current side-by-side has required extensive repairs and continues to be unreliable. Significant costs have already been incurred, including multiple engine repairs and a full transmission replacement exceeding $7,000. More recently, the unit has developed overheating issues, with potential additional expenses for circuit board replacements.

Analysis: Given the ongoing mechanical problems, increasing repair costs, and repeated downtime, it is no longer cost-effective to continue investing in this equipment. Replacing the unit with a new side-by-side would reduce maintenance expenses, improve reliability, and ensure consistent support for daily operations within the department.

Recommendation: Purchase of a new side-by side for replacement.

1610 - Maintenance - UPS Battery & Capacitor and fan replacement at Communications Center

Background : Battery replacement for the uninterrupted power supply at Communications Center.

Analysis: The batteries for the emergency communications system backup power supply are at the end of their live cycle and are recommended for replacement. This is recommended by the UPS maintenance contractor and battery manufacturer.

Recommendation:

1800 - CDBG Grant Funds - FY 2023, 27, 31

Background :

Analysis:

Recommendation:

2000 - Police Department - Carryover - Enterprise Lease Vehicle

Background : We are looking to replace 2 trucks upfitted (approx. $96,000.00) and one car not upfitted (approx. $36000.00) in FY27. Quotes are attached for the vehicles. Approx. $40,000.00 for upfitting the vehicles. Still waiting on quotes.

Analysis:

Recommendation:

2000 - Police Department - Carryover -Bathroom Remodels

Background : The men's bathrooms are 20+ years old and dilapidated. The sinks leak, the toilets frequently clog, and the bathroom overall is worn down. This also includes the restroom back in patrol. The women's restroom also has toilets that leak, sinks that leak and the counters are worn.

Analysis: The building is 20+ years old and almost everything in the bathroom is original with the exception of some pipes and valves that have been replaced.

Recommendation: Replace toilets, urinals, sinks, counter tops, and faucets with new material. We will have to have a contractor come in and replace everything.

2000 - Police Department - Crisis Negotiations Throw Phone System

Background : The Cottonwood Police Department is requesting approval to purchase a new Crisis Negotiations Throw Phone System to replace the department's current system, which was purchased approximately 20 years ago. The existing system is obsolete, no longer supported or serviceable, and has begun experiencing reliability issues. While the current system will be retained as a secondary backup, it no longer meets modern operational or technological standards for crisis negotiation incidents.

Contemporary crisis negotiations have evolved significantly over the past two decades, with many incidents now conducted through cellular phone voice calls and text-based communication. Newer throw phone systems offer integrated Bluetooth capabilities that allow negotiators to connect directly to a subject's personal cell phone—functionality that the department's current system does not possess. This limitation restricts the negotiator's ability to communicate effectively using the most common and preferred methods utilized by individuals in crisis.

Analysis: The system being considered for purchase provides several critical operational enhancements. It allows negotiations to occur via voice calls and text messaging, with all communications automatically logged for evidence retention. The system also supports the retention of photo, video, and audio files associated with the incident, providing comprehensive documentation that is not possible with the department's existing equipment.

Additionally, the proposed system supports multiple simultaneous video feeds, whereas the current system is limited to viewing a single feed at a time and lacks any video recording capability. Recorded video and audio evidence is increasingly important for after-action reviews, training purposes, and legal proceedings.

The newer system also allows authorized smartphones and tablets to securely access live audio and video feeds. This capability enables Command Staff to remain informed in real time, improving situational awareness and supporting more accurate and timely command-level decision-making during critical incidents.

The selected system includes lifetime software updates and does not require ongoing software licensing fees, reducing long-term operational costs and ensuring the system remains current as technology continues to advance.

Recommendation: The recommendation for this capital request is to add to the FY27 budget. The total requested funding for the Crisis Negotiations Throw Phone System is $44,962.69. This investment will provide the department with a reliable, modern communication platform essential for safely managing critical incidents and protecting both the public and responding personnel. Overall, the purchase of a modern Crisis Negotiations Throw Phone System will significantly enhance communication between the negotiator and the subject in crisis, improve coordination between negotiators, tactical personnel, and command staff, and strengthen the department's ability to document critical incidents. These improvements provide increased safety, operational efficiency, and legal protection in the event an incident results in criminal prosecution or civil litigation.

2000 - Police Department - Evidence Building

Background : Currently the Police department utilizes space in three different locations for the storage of property and evidence. It will consolidate this into one public safety campus. The Public Safety Complex was built in 2001 and since then the department has expanded in personnel, equipment, and technology leaving the current building with little to no space.

Analysis: A new Property and Evidence building would accommodate this growth while helping to consolidate the vital functions of property and evidence.

Recommendation: Design and build a multi-departmental Property and Evidence building on City owned property which is adjacent to the current Public Safety campus. The building will co-locate Police Property and Evidence, a multi-agency drug task force, City of Cottonwood IT personnel.

2000 - Police Department - Fencing and Cameras for Evidence Lot

Background : The Cottonwood Police Department Property and Evidence Section is responsible for maintaining secure, organized, and properly documented storage of all seized property and evidence. Over time, our department has accumulated evidence across multiple storage locations, temporary holding areas, or outdated facilities. While these arrangements may have met past operational needs, decentralized storage creates increased risks related to security, accountability, efficiency, and compliance with modern evidence-management standards. The current evidence yard configuration has resulted in operational inefficiencies, including duplicated tracking processes, inconsistent storage conditions, crammed space conditions and increased time demands on personnel responsible for evidence handling across multiple site locations. Multiple storage sites also increase the likelihood of documentation discrepancies, chain-of-custody challenges, and reduced visibility of stored assets. These risks are heightened for large items such as vehicles, bulky property, and long-term hold evidence that require consistent monitoring and controlled access. The proposed fencing will produce a secured vehicle evidence yard location on existing public safety property while ensuring security and accessibility. Additionally, maintaining several evidence storage areas places unnecessary strain on staffing resources. Personnel must travel between locations, conduct multiple inventories, and manage separate security protocols, reducing the time available for core investigative and public safety functions. From a fiscal standpoint, decentralized storage can also lead to redundant maintenance costs, security expenses, and inefficient use of available space.

Analysis: Consolidating the evidence yard into a single, purpose-designed location will strengthen evidence integrity, improve operational efficiency, and support best practices in property management. A centralized vehicle evidence yard allows for standardized intake procedures, improved access control, streamlined audits, and more effective use of surveillance and security systems. Consolidation also enhances compliance with accreditation standards, risk-management recommendations, and legal expectations for evidence preservation.

Recommendation: Ultimately, establishing a unified vehicle evidence yard will reduce liability exposure, improve accountability, and ensure that the department maintains a secure, efficient, and defensible system for managing critical evidence and seized property.

2000 - Police Department - Pistol Mounted Optics & Duty Handgun Replacement

Background : This proposal requests approval for the scheduled replacement of Police Department–issued duty handguns and the implementation of agency-issued pistol mounted optics (PMOs). The project aligns with the department's established equipment replacement cycle and incorporates modern law enforcement technology to enhance officer safety, performance, and operational effectiveness.

Analysis: Project Objectives

1. Enhance officer safety
2. Reduce departmental liability
3. Improve officers' information-gathering ability during lethal threat incidents
4. Improve officers' ability to correctly identify and assess lethal threats
5. Improve officer performance during high-stress, critical incidents

Scope of Project

This project includes:

- Replacement of existing duty handguns
- Issuance of factory-mounted pistol optics
- Replacement of duty holsters and required support equipment
- Initial transition training for all sworn officers

Recommendation: The recommendation would be to approve this capital request for the FY27 budget.

Cost Summary

Proposal – Patrol & SWAT Platform

Firearms & Optics

- 10 Staccato P model handguns with factory-mounted Trijicon RMR Type 2
- Cost: $33,480.00
- 30 Walther PDP duty handguns with factory-mounted Aimpoint ACRO $84,948.00
- Cost: $37,200.00

Support Equipment

- 40 Safariland duty holsters @ $180 each
- Cost: $7,200.00

Estimated Taxes

- $7,068.00

Total Project Cost :

2000 - Police Department - Various Grants

Background :

Analysis:

Recommendation:

2010 - Communications - Update the Flooring (Carryover)

Background :

Analysis:

Recommendation:

2100 - Cardiac Monitors

Background :

Analysis: Cardiac monitor replacement is currently needed due to age of current monitors and associated tech that requires upgrade for coordination with definitive care providers, improved service/ maintenance from vendor, and technology associated with patient care. Price includes annual increase of cost.

Recommendation:

2100 - CoC/FD Emergency Operations Center Updates/Upgrades

Background : The City of Cottonwood has assumed the role of full-service provision for public safety. Based on Presidential Directive 5, (Management of Domestic Incidents), "Initial responsibility for managing domestic incidents generally falls on State and local authorities." This directive effectively means that the local jurisdiction will manage any threat, natural or man-made, through the use of the Incident Command System and all associated supporting processes. This will also bring to bear additional support from County, State, and Federal partners to support the local jurisdiction's efforts to manage a given incident.

Analysis: For all intents and purposes, the City of Cottonwood has no appropriate equipment or tools for managing a local incident. The establishment of a City Emergency Operations Center is necessary. An Emergency Operations Center is the City government's ability to provide Multi-Agency Coordination in support of the public safety departments that are physically working on a given incident. This requires appropriate funding, personnel, and operational procedures to be in-place prior to an incident occurring. This establishment of an Emergency Operation Center requires audio, visual, and redundant systems to be in place an accessible for operation. Facilities for the Emergency Operations Center are already in place at 191 6th Street in Cottonwood; however, the technical tools and equipment are outdated or non-existent. Monies need to be secured on an annual basis to build and maintain an effective Emergency Operations Center. We are in need of 14 laptop computers, 14 landline phones with headsets, updated audio/visual equipment, updated or new software applications, GIS capabilities, extensive office supplies, secure alternate communications, and access to printers or other office equipment. These resources also require secure mobile storage that is accessible and able to be deployed rapidly.

Recommendation: Due to the cost associated with this development and maintenance. It is recommended that a CIP be made to procure and build the Emergency Operations Center over a period of years. Securing $12,000.00 per year for the next 5 years should be adequate. Ongoing maintenance cost will be based on the quality of the tools and equipment, effectiveness of routine maintenance, and the continual associated increased expenses for tools and equipment, (@ $5,000.00 per year). Grant funding for these type of projects is extremely limited and generally associated with recovery from previous incidents.

Training and education are also associated costs. Personnel costs for attending required trainings are necessary and ongoing, to include but not limited to overnight travel and lodging, per diam, course costs, and associated educational materials.

2100 - E411 Upgrade

Background : E411 needs to be repurposed for operations as a "Ladder Tender 411". This requires improving and making some changes to the apparatus. E411 will remain capable as an engine but will also dual role as the LT411, increasing its life and operational capability. Cottonwood Fire Department operates a full-time Truck Co. for the purposes of life safety of civilians, firefighters, and the community at large, ventilation for any structure within the city of Cottonwood, and to operate and support all Spec. Ops. incidents within the city and in the immediate are of the upper Verde Valley. In the event that the Truck Co. is unavailable due to maintenance, breakdowns, multi-company responses, and multi-incident responses; it is customary to have access to a "ladder tender" in order to provide the same level of operational specialties with the exception of an aerial device. This is commonly the industry standard throughout the country if an organization is employing a Truck Co.

Analysis: Converting E411 into Ladder Tender 411 would expand truck company operational capability in several ways:

Ground Ladder Deployment:
- Increased availability of ground ladders for:

Roof access
Secondary egress
Window rescues
Elevated hose stream placement

Truck Company Tool Cache:
The apparatus E411, (LT411), could carry equipment supporting or performing truck company functions such as:
- Ventilation saws
- Roof ladders
- Forcible entry tools
- Salvage and overhaul equipment
- Portable lighting
- RIC support equipment
- Vehicle extrication
- Spec. Ops. support

Access to Restricted Environments:
A smaller apparatus footprint would allow firefighters to operate in areas where the primary aerial apparatus may be restricted or delayed, including:
- Tight residential streets
- Cul-de-sacs
- Confined commercial parking areas
- Dirt roads
- Older infrastructure zones

Multi-Incident Capability:
If the aerial apparatus is committed to one incident, the ladder tender provides secondary truck company support for another incident occurring simultaneously.

Community Risk Reduction and Operational Resilience:
Adding the ladder tender increases operational resilience by reducing reliance on a single apparatus for truck company functions. this would include:
- Improved firefighter safety through increased ladder access and ventilation capability
- Faster tactical deployment in confined environments
- Operational redundancy if the primary aerial is unavailable
- Improved incident stabilization during the critical first operational period

This approach supports risk-based deployment models and aligns with best practices identified in community risk reduction and standards of cover methodologies.

Cost Effective Enhancement:
Purchasing an additional aerial apparatus would represent a significant capital expenditure, typically ranging from $1.5–$2 million or more depending on specifications.
Repurposing E411 to LT411 provides:
- Low-cost capability expansion, ($40-$60,000)
- Improved asset utilization
- Extended apparatus lifecycle
- Immediate operational benefit without large investment

Alignment with Future Planning:
Repurposing E411, (LT411), also aligns with long-term operational planning goals, including:
- Expanding truck company capability as the community grows
- Improving response flexibility
- Enhancing firefighter operational effectiveness
- Bridging capability gaps

until future apparatus replacement cycles occur
This solution allows Cottonwood Fire to slowly improve truck company operations while planning for future apparatus needs.

Recommendation: Repurposing Engine 411 into Ladder Tender 411 provides a practical and cost-effective method to improve truck company capability, build operational redundancy, and extend the service life of a recently repaired apparatus. This approach enhances firefighter safety and operational effectiveness while addressing the limitations created by relying on a single aerial apparatus.

2100 - FD Drone Program

Background :

Analysis:

Recommendation:

2100 - FD Security for Senior Admin Area

Background :

Analysis:

Recommendation:

2100 - FD St. 41 Facilities Update

Background :

Analysis: Renovations and updates for Fire Station 41, 191 S. 6th St. Cottonwood, AZ 86326. Upgrades and improvements are as follows for the duration of requested funds: upgrade kitchen, upgrade bathrooms, upgrade old flooring, add exhaust removal system for entry points into office/sleeping areas upgrades to combined PD/Fire fitness areas, Upgrades to public safety lobby areas, and funding to check/study adding a second floor to Station 41.

Recommendation:

2100 - FD Strategic Plan Development

Background :

Analysis: We are currently completing the Standards of Coverage document, (SOC), and the Community Risk Assessment, (CRA), as requested. Both of these documents need to added to a 10 year FD strategic plan. This plan requires a formal assessment and formal document in order to establish and align with the City of Cottonwood Strategic Plan moving forward.

Recommendation:

2100 - Fire Department Various Grants

Background :

Analysis:

Recommendation:

2100 - New Type 1 Engine

Background :

Analysis: New Type 1 Engine will be necessary for the building and opening of new Fire Station(s). Current apparatus provides immediate coverage and 1 engine for backup purposes city-wide. New stations will require new apparatus to maintain adequate response and backup support. Current build times for apparatus are @ 24 months from spec to completion, hence the request for funding each year toward the final expense at the completion of the build.

Recommendation:

2100 - SCBA Replacement

Background :

Analysis: Required replacement of current operational SCBAs in FY 29. This was a previous request on a requested five year CIP at $88,000 per year until purchase. I am unable to find what monies that we currently have set for this required purchase, thus my request appears to be large. If this needs adjusted to reflect real numbers please advise.

Recommendation:

2100 - Type 3 Engine

Background :

Analysis: Currently CFD has an outdated and semi-operational Type 6 engine. This requires a replacement at the earliest opportunity. 1 Brush Engine for the city is non-functional as the city grows, due to current and future annexations, and opening additional fire stations in the future. Additionally, this Type 3 engine could make money for the city as an available resource for deployment in the western United States if the City will actually support a money making wildland program.

Recommendation:

2100 - Type 6 Engine - Brush Truck

Background : As the City of Cottonwood continues to grow and annexes areas of rural property, the need for the Cottonwood Fire Department to provide wildland fire protection is expanded and brought to the forefront. The current Type 6 Engine is extremely old and ill equipped for the expanding threat of wildfire.

Analysis: The City of Cottonwood has annexed significant portions of rural land for future development. This has increased the City's exposure to wildfire threats. In addition, as the city continues to perpetuate and advertise the usage of trail systems in and around the City, the Fire Department is tasked with a broader wildfire threat from increased pedestrian traffic in our rural lands. This equates to a higher exposure to wildfire threats and technical rescue threats that must be addressed by the City's Fire Department.

Recommendation: Approval to purchase a Type 6 Engine for use in fighting wildfire and for technical rescue support.

2100 - Various Grant Expenditures

Background :

Analysis:

Recommendation:

2100-FD WINS Radios

Background :

Analysis:

Recommendation:

2X00 - Police Department - Public Safety Complex Improvements

Background : The existing Public Safety Complex consists of two buildings, with the main building housing both the Police and Fire Departments, and the smaller, more recently-constructed building housing Communications (Dispatch). The buildings were constructed in 2002 and 2014 respectively. Along with the City population, staff has grown significantly, call volume is up, and much of the existing space in the main building has been identified for more efficient use—specifically, circulation and exterior gathering areas that can be better used as offices, fitness, and conference rooms.

Analysis: Working with Fire and Police senior staff, the Public Works Department assisted with identifying areas most in-need of improvement, and sought an architect to provide a design budget. Due to their familiarity with the largest part of the project, and the ease of interaction with City staff, LEA Architects LLC (the architecture firm which designed the main building) was asked to estimate costs for both design and construction (attached). Their design fee is 10-12% of the attached Preliminary Rough Order of Magnitude (ROM) Construction Cost. Based on this figure, the FY 2025 Design Budget Request is $143,716.80, and it is proposed as a segue to construction in FY 2026 and subsequent years as necessity dictates and resources allow.

Recommendation: The City's continued, exponential growth strongly suggests a need to "keep up" by expanding usable space in proportion to staff. The attached was provided at no charge, through the party most familiar with the structural tolerances of the largest part of the project (the main building). Staff recommends presentation of this item to City Council for approval in the FY 2025 budget.

30-1800 - Capital Improvements - Building/Land Purchase City Hall & Council Chambers

Background :

Analysis:

Recommendation:

30-1800 - Capital Improvements Fund - Old Town Master Plan

Background : The newest strategic plan from City Council includes various considerations to address in the coming years. The new roundabout at 10th Street (some consider the start of Old Town), the Main Street improvements through Old Town, the potential for City offices to move out of Old Town, the updated General Plan descriptions of the area, and the ongoing parking study all lend themselves to creating a comprehensive master plan for the Old Town area. Many topics have been brought up over the years regarding Old Town, including wayfinding signs, parking, designating an official boundary, and streetscape improvements. Given the more recent requests and topics of discussion, now is just as good a time as any to create a master plan for the area to address potential growth and identify issues.

Analysis: Old Town has become a regional destination due to the wine industry, historic charm, and walkable downtown. A master plan for the area can support tourism by addressing infrastructure, wayfinding, visitor amenities, and parking. It can encourage business retention as well as promote adaptive reuse of historic buildings. The master plan can also guide sustainable development for the area, and help preserve the historic nature of Old Town. Input from various stakeholders, including residents, business owners, tourists, and others can ensure public participation and input on the future of the Old Town area. The Old Town Activity Park is a major concern for those who want to ensure it's survival, in which a master plan can help provide various options to address this issue as well. Providing funding for this plan will move forward with the strategic initiative and General Plan.

Recommendation: Approve funding for an Old Town master plan to address the above topics, ensuring Old Town's future is intentional, balanced, and community-driven. It will help ensure economic vitality, historic preservation, and quality of life are taken into consideration for the future.

30-2100 - Fire Station(s)

Background : The City of Cottonwood currently has one fire station serving a populace of 12,000+ citizens, (responding to 3500+ emergencies per year). In addition to the immediate service to 12,000+ persons, the Fire Department also serves the adjoined communities of the Verde Villages, Town of Clarkdale, Cornville, and Jerome. This equates to a served population of 35,000 - 40,000 person at any given time. (This does not include the tourist population). Most fire service providers average between 1000 and 2500 emergency responses out of a fire station, we have far eclipsed this number and current response is

Analysis: Based on the number of emergencies responded to per year and an assessment of the types of calls, locations, and jurisdictional boundaries. The associated response times will not be manageable in the near future, i.e. 2-4 years. Lack of Fire Stations currently is neglecting residents throughout the city boundaries and the support we provide to adjacent communities, (citizens who pay taxes in the City).
In addition to these concerns we also have land zones that are "within the City" that are being served by a non-city fire district. This is due to the fact that we are unable to respond within an efficient time frame to provide adequate service to these locations. The industry standard for service delivery is to achieve a 4-6 minute response time, this, understandably is not always achievable; however, we currently have areas that are beyond 8-10 minute response times and no plan to place a fire station near by to relieve this time sensitive burden.

Recommendation: Consideration and action on planning and building two fire stations to address current response gaps, extended response times, and appropriate threat mitigation.

Station 42: At or near the intersection of Cornville Rd. and 89A
Station 43: At or near the intersection of Ogden Ranch Rd. and Hwy 260

These locations would allow for a more ready response to all locations in the City of Cottonwood and would limit or eliminate those areas that are unserved or underserved.

FY 2025 - Budget Monies for some sort of plan, purchase of land or other.

30-2300 - Street Construction - Flood Control Projects [New Project]

Background : Annual Flood Control funding from Yavapai County for city-wide drainage and flood control related projects/studies.

Analysis: Existing FY 2026 $216,000, anticipate $100k additional each year.

Recommendation:

3100 - Street Construction - N. Main St. Sidewalk Extension [New Project]

Background : The City was awarded a Transportation Alternatives grant through ADOT for scoping of a project to fill in the gaps in sidewalk from the City Limits to Grey Fox Ridge and from Grosseto Ranch Road to Cactus Street.

Analysis: The proposed project would create a scoping document that would set the stage to be able to continue to identify grant opportunities for final design and ultimately construct the sidewalk improvements.

Recommendation: Budget $152k in FY 27 - $143,336 Federal Funding, $8,664 City Match

3100 - Street Maintenance - 10 Wheel Dump Truck

Background : The current 2005 7-ton dump truck has become increasingly unreliable and costly to maintain. Since 2005, it has cycled through multiple departments and has required numerous major repairs, including two computer replacements, fuel system issues (weak fuel pump and bad glow plugs), and multiple lift hydraulic cylinder replacements. At present, the vehicle has a significant engine problem that multiple repair facilities have been unable to diagnose or resolve, rendering it unreliable for daily operations and creating ongoing uncertainty in maintenance planning and service delivery.

Analysis:

Recommendation: Replacing this vehicle with a new 10-wheeler dump truck is a necessary and strategic investment. A new unit will provide improved reliability, reduced maintenance costs, and increased operational capacity for the department. In addition, the 10-wheeler will allow the department to become more independent in training and certification for the Streets Department's CDL requirements. This will strengthen in-house training capabilities, improve workforce development, and reduce reliance on outside resources, ultimately improving efficiency, readiness, and long-term sustainability of operations. We recommend this be budgeted in the FY 27 budget at $260,000.

3100 - Street Maintenance - New Vehicle with Utility Bed (Truck)

Background : New truck to replace an older fleet truck in the Streets department.

Analysis: We have started to budget one replacement truck every other year to replace the older aging vehicles. There are 2 remaining vehicles to be replaced in the Streets department.

Recommendation:

3100 - Street Maintenance- New Equipment: Snow Plow Attachment

Background : New equipment acquisition for a Meyer 90" Wingman Hydraulic Snow Plow attachment. This equipment was quoted with no shipping. Inflation and shipping costs were estimated.

Analysis: The purchase of this equipment would give the street department the capability to clear streets during snow events. The past several years Cottonwood snow events has left the street department scrabbling to clear roads with heavy equipment that doesn't do a good job and is dangerous to operate in inclement weather. The addition of a snow plow attachment would allow the department to utilize 1 ton dump trucks to plow the roads in an efficient and safe manner.

Recommendation: Recommended to purchase a snow plow attachment for $7,500.

3110 - Street Construction - 6th Street Pavement Rehabilitation [Carryover]

Background : Remove and replace pavement on 6th Street from Mickelson Pkwy to SR 89A. This includes the sidewalk with ADA compliance.

Analysis: 6th Street is a high volume collector and is in need of pavement rehabilitation beyond the use of typical preservation methods. $3,500,000 for construction in FY 2028.

Recommendation: 6th Street is a high volume collector and is in need of pavement rehabilitation beyond the use of typical preservation methods. FY 2026 Design is nearly complete, carry over $40k for the design completion in FY 27. Program $3,500,000 for construction in FY 2028.

The construction cost estimate has been increased to $3.5M.

3110 - Street Construction - Fir St at Camino Real Intersection Improvements [New Project]

Background : The intersection of Fir St and Camino Real is currently a 4 way stop controlled intersection. Traffic volumes exceed 7000 vehicles per day on Fir St and 3600 vehicles per day on Camino Real. During peak hours associated with Mingus Union High School, the intersection experiences congestion. There is also a need for sidewalk along Camino Real as well as the south side of Fir St.

Analysis: A project assessment or design concept report is needed to perform preliminary analysis and recommendations prior to committing design funds towards a specific solution.

Scope of work will consist of:

Topographic survey, traffic data collection/preliminary analysis, preliminary drainage report, preliminary utility investigation, 15% concept plans.

Recommendation: $175k planning/scoping funds FY 2027

3110 - Street Construction - Local Streets Reconstruction [Carryover]

Background : Reconstruct local roads that have deteriorated beyond repair.

Analysis: These roads are heavily deteriorated with potholes and shoulder drop-offs. Typical pavement preservation applications would not be warranted to provide for an acceptable roadway condition. The roads are Birch St. - Main to 18th, Cherry St. - Main to 18th, 18th - Birch to Cherry, Ocotillo St, Apsco Lane, all of Verde Heights neighborhood

FY 27 Construction 18th, Birch, Cherry, Cypress $1,200,000
FY 28 Construction Verde Heights $2,750,000

Recommendation: FY 27 Construction 18th, Birch, Cherry, Cypress $1,200,000
FY 28 Construction Verde Heights $2,750,000

3110 - Street Construction - Main Street Pavement Rehabilitation (Carryover)

Background : Roadway and ADA/sidewalk improvements on Main Street from Grey Fox Ridge to SR 89A/ Cottonwood Street

Analysis: Main Street is a high traffic volume roadway and its current condition warrants pavement rehabilitation. Pavement rehab requires sidewalk, ramps and driveways to meet current ADA standards. $564,711 was budgeted in FY 2023 for the design which is anticipated to be complete in FY 25. The City was awarded a grant (listed under separate proposal) for a portion of the ADA and lighting aspects in the amount of $1.5M. The roundabout will be complete in FY 25 and cost $2.7M.

Recommendation: It is recommended to carry over $10,964,710 to FY 26 for the pavement rehabilitation on Main Street from SR 89A to the north City Limits (excluding the roundabout and ADOT grant)

3110 - Street Construction - Mingus Ave at 6th St Intersection Improvements [New Project]

Background : The intersection of Mingus Ave and 6th Street is currently a 4 way stop controlled intersection. Traffic volumes exceed 9000 vehicles per day on Mingus Ave and 2300 vehicles per day on 6th St. During peak hours associated with Cottonwood Community School, the intersection experiences congestion. This intersection is in close proximity to the Public Safety facility (police and fire). This intersection has been identified as being close to operating at an unacceptably low level of service and has been prohibitive to future development on surrounding vacant properties such as the Clemenceau parcel. It will be helpful to have a study completed that can be provided to potential developers to know the true impacts of their proposed projects to this intersection and what might be required to mitigate their impacts.

Analysis: A project assessment or design concept report is needed to perform preliminary analysis and recommendations prior to committing design funds towards a specific solution.

Scope of work will consist of:

Topographic survey, traffic data collection/preliminary analysis, preliminary drainage report, preliminary utility investigation, 15% concept plans.

Recommendation: $175k planning/scoping funds FY 2027

3110 - Street Construction - Mingus Avenue Pavement Rehabilitation [New Project]

Background : Mingus Avenue between SR 89A and the Willard Street Roundabout has deteriorated beyond typical preservation methods. According the recent pavement condition assessment, the current Pavement Condition Index (PCI) is 18, which is considered "serious" and only a few points from "failing". This section of Mingus Avenue was constructed in 2013 and has been crack filled and fog coated several times but the pavement has not performed well with the heavy traffic. The Public Works Department believes this is the result of an inadequate pavement section (4" asphalt on 5" base) for the traffic volume, 6000-8000 vehicles per day, as well as the use of 1/2" mix for the top layer of asphalt instead of a 3/4" asphalt mix.

Analysis: The pavement has deteriorated beyond preservation and requires reconstruction. It is proposed to remove the 9 inches of asphalt and base, recompact the subgrade, and replace with 9 inches of asphalt. This is the same pavement section that was recently used on Main Street which carries similar traffic volumes.

Recommendation: Budget $2,750,000 in FY 27

3110 - Street Construction - Pavement Condition Assessment [New Project]

Background : The City owns and maintains approximately 150 lane miles of asphalt streets and has traditionally allocated $750k every other year to preserve and maintain them. The condition and useful life of the streets changes from year to year due to traffic loads and weather. The last pavement condition assessment was completed in 2019 by City staff and required hundreds of hours of effort by inspectors and the project manager. City staff has been working through the prioritized projects from that list and will be complete with the FY 24 pavement preservation project.

Analysis: An accurate and standardized pavement condition inventory and assessment will give City Council and staff real, standardized data to be able to make sound decisions on where to invest available funding. A contract form will drive every street in a vehicle with specialized equipment and cameras that scan the roadways, signs and striping. The data is then analyzed, input into GIS and summarized. The finished report will identify priority project locations for preservation, reconstruction as well as provide an inventory of all city-owned signs and striping/pavement marking. The report will also model the future condition of the streets based on current preservation funding, provide costs to bring the streets to acceptable levels as well as any funding scenario in between (increase funding by XX%).

Recommendation: It is recommended to fund the initial inventory/condition assessment at a cost of $60k for FY 25 and to continue to fund updates to the inventory/condition assessment at a cost of $30k every other year as roadways deteriorate and new roadways are added.

3110 - Street Construction - Pavement Preservation

Background : Semi-annual pavement preservation project.

Analysis: This project provides funds to preserve and maintain existing pavement. The City Council has allocated $750,000 every other year for pavement preservation. Currently, the City is responsible for 147 lane miles of roadway. It is estimated, on average, that it will cost $60,000 per lane mile to fill cracks and apply a chip seal. At the current funding level, approximately 13 lane miles or 9% of the total lane miles will be treated every other year.

Recommendation: The City Council has typically allocated $750,000 every other year for pavement preservation. Based on the pavement condition assessment completed in FY 25, the funding required to maintain a steady state pavement condition index score of 67 (fair) is $925k every year. It is recommended to increase the amount and frequency of the pavement preservation budget to $1M every year. This in conjunction with planned capital projects will move the City's roadway network towards a satisfactory score (PCI of 71-85).

3110 - Street Construction - Public Safety Parking Lot [Carryover]

Background : Reconstruction of Public Safety Rear Parking Lot.

Analysis: The existing parking lot behind the public safety building is in need of reconstruction. The asphalt is failing and pavement preservation efforts have proven ineffective. Through this project the existing parking lot and drive aisles will be replaced and replaced by a heavy-duty pavement section more suitable for the heavy vehicles that use this area.

$120,000 Design in FY 24
$1,132,000 Construction FY 25

Recommendation: It is recommended to carry over design funding of $120k to FY 25 since this project design is not scheduled to begin until Q4 of FY 24.

3110 - Street Construction - Riverfront Park Ramada Parking Lot [New Project]

Background : Reconstruction of Riverfront Park Ramada Parking Lot.

Analysis: The parking lot at the Ramada area of the park is in poor shape. This project will install curb and gutter around the perimeter of the parking area as well as a sidewalk in key areas to facilitate safe pedestrian travel between the parking lot and the Ramada area. Improvements to this area will provide more, well-defined parking for patrons of the park. Additional benefits include improved drainage and beautification that will invite increased usage of the Ramada.

$67,000 Design FY 26
$750k Construction FY 27 or FY 28

Recommendation:

3110 - Street Construction - Rocking Chair Ranch Road Pavement Rehabilitation

Background : Rocking Chair Ranch Road is a section of old roadway within the City Limits that has had limited maintenance since the City acquired it from Yavapai County in 2002. This roadway mainly provides access to Yavapai County residents north of the City Limits but also provides an alternate route from SR 89A to Mingus Avenue as well as access to several hiking trails. The pavement is badly deteriorated and the edges have broken away leaving minimal or no shoulder. The PCI rating for this segment of roadway is 41 which is right at the threshold of being "very poor" condition according to the 2024 pavement condition assessment.

Analysis: The Streets Department has crack filled and repaired potholes numerous times but as the shoulder deteriorates, the roadway is getting narrower. The proposed scope of work includes milling the existing pavement and leaving it in place to be regraded and used as new base material. 4" of new asphalt would be placed along with a thickened shoulder edge to help prevent deterioration. Striping would be replaced and signs evaluated for replacement.

Recommendation: 9500 square yards at $100/ Sq. Yd. = $950k budgeted in FY 27

3110 - Street Construction - Sidewalks - New and Replacements [Carryover]

Background :

Analysis:

Recommendation: Carry over ~$485k from FY 26 to FY 27 to be combined with FY 27 funding of $534,410 for a total of $1,019,410 in FY 27 to be used on Willard Street Sidewalk infill and Main Street.

Design for Willard Sidewalk was completed in FY 26 and is estimated to cost $600k

Main Street Sidewalk will have scoping/preliminary design in FY 27 through ADOT TA grant. Final design and construction to follow.

3110 - Street Construction - Yavapai Street Parking Lot [Carryover]

Background : Yavapai Street Improvements and Parking Lot - Yavapai Street between Main and First Streets

Analysis: This project will improve Yavapai Street between Main Street and First Street. It will widen this portion of Yavapai Street to provide access for wider vehicles and promote growth in this area of Old Town. The parking lot will be installed on City property at the southwest corner of Yavapai and First Streets. There will be additional parking to serve the businesses at the north end of Old Town.

$120,000 Design FY 28
$1,000,000 Construction FY 2029

Recommendation: It is recommended to carry over $58k in design funds to FY 27 since this project is on hold until the old town master plan is complete.

3110 - Street Maintenance - Water Truck replacement 2026

Background :

Analysis:

Recommendation: Proposal for Acquisition of a New Water Truck

Proposing the purchase of a new water truck ($100,000-$160,000) to replace our existing equipment, which was acquired in 2006. The current water truck, purchased used for $36,000, has undergone extensive repairs amounting to $24,000. Despite our efforts to maintain its functionality, the ongoing challenges, particularly with the holding tank, raise serious concerns about the reliability of the vehicle.

The existing water truck, with its aging components, has become increasingly susceptible to issues affecting its overall performance. The substantial investment of $24,000 in repairs reflects our commitment to maintaining the equipment; however, it also underscores the growing urgency to address its inherent limitations.

One critical concern revolves around the holding tank, which has already undergone relining once. Unfortunately, due to the increased use of reclaimed water, we anticipate the need for another relining in the near future. This recurring issue not only raises questions about the long-term viability of the holding tank but also highlights the potential risks associated with relying on the current water truck for essential operations.

To ensure the continued reliability and efficiency of our water supply operations, I recommend the acquisition of a new water truck. Investing in modern equipment will not only alleviate the financial burden of ongoing repairs but also provide a more robust solution to meet our evolving needs, especially considering the increased reliance on reclaimed water.

4000 - Library - Facility Improvements

Background : Sound Dampening – Library Manager's Office Priority: 6 / 10

Background:
The Library Manager's office is located within an open-air interior layout that allows sound to travel freely throughout the building. This limits privacy and makes confidential conversations difficult. While sound dampening would improve employee satisfaction and functionality, the building's construction presents challenges. Traditional solutions such as a drop ceiling are not feasible due to the fire suppression system, requiring more creative and potentially costly approaches.

Recommendation:
Explore feasible sound-dampening solutions for the Manager's office that improve privacy while respecting building constraints, recognizing this as a quality-of-workplace improvement rather than an operational necessity.

Meeting Room Partition Replacement Priority: 8 / 10

Background:
The existing meeting room partitions are in poor condition and do not close or seal properly. As a result, spaces cannot be separated into private rooms when needed, limiting flexibility for programming, meetings, and rentals.

Recommendation:
Replace meeting room partitions to restore functionality, improve privacy, and allow the library to better support simultaneous programs and meetings.

6th Street Door Improvements (Additional Entrance)Priority: 7 / 10

Background:
Recent door improvements on the parking lot side of the library have been well received by the public and have significantly improved access and circulation. These upgrades increased ADA accessibility and enhanced the building's connection to the surrounding area. Staff would like to replicate these improvements on the 6th Street side of the building.

Recommendation:
Allocate funding to install similar door improvements on the 6th Street side to enhance accessibility, improve circulation, and build on a proven, community-supported improvement.

Exterior Wayfinding Signage Priority: 5 / 10

Background:
Exterior wayfinding signage would improve visibility and navigation to the library, particularly for first-time visitors. While beneficial, current conditions do not significantly hinder daily operations.

Recommendation:
Include exterior wayfinding signage as a lower-priority enhancement, with consideration given to pursuing grant funding to advance the project.

Library Carpet Replace-

Analysis:

Recommendation:

4000 - Library - Library Master Plan

Background : The Cottonwood Public Library is a vital community resource, serving as an educational, cultural, and social hub for residents of all ages. However, as our population grows and community needs evolve, it is essential to assess how our library can best serve the public in the coming years.
A Library Master Plan Study will provide a comprehensive evaluation of our current facilities, services, and programming while identifying opportunities for future improvements. This study will help us:
• Analyze community needs to ensure the library remains a relevant and accessible resource.
• Assess space utilization to determine if facility upgrades or expansions are necessary.
• Develop a strategic roadmap for future services, technology integration, and infrastructure improvements.
• Support grant applications and funding efforts by providing data-driven justifications for future investments.

Analysis: The Cottonwood Public Library plays a critical role in providing educational, technological, and recreational resources to the community. However, the library's current infrastructure and services may not fully align with the evolving needs of residents. With population growth, advancements in technology, and changing user expectations, it is essential to conduct a comprehensive assessment of library operations, space utilization, and future demands. Without a structured plan, the library risks inefficiencies, inadequate resource allocation, and missed opportunities for improvement. A Library Master Plan Study will provide the necessary data and insights to guide strategic decision-making and ensure long-term sustainability.

Recommendation: It is recommended that the City of Cottonwood allocate funding in FY 27 for a Library Master Plan Study. This study will assess current library services, infrastructure, and community needs while providing a strategic framework for future development. The findings will support data-driven decisions regarding potential facility upgrades, program enhancements, and funding opportunities, ensuring that the library continues to serve as a vital and adaptable resource for the community.

4000 - Library - Paint Exterior of Building - FY 2026

Background : As the Recreation Center facility is being painted, i looked at the Library, and the brick shows signs of bleaching. We will want to look at painting that facility over the next few years to ensure its long term health and viability.

Analysis:

Recommendation: Recommend this project to be done in FY26

4000 - Library - Purchase of Privacy Pods

Background : As technology continues to reshape how people access healthcare, education, and work opportunities, the need for private, enclosed spaces within the Cottonwood Public Library has grown. With the rise of telemedicine, virtual job interviews, remote learning, and other digital services, many patrons require a quiet and confidential space to engage in these activities. Currently, the library lacks designated areas that provide privacy for such uses. Additionally, the outdated audiovisual (AV) section, which primarily consists of books on tape and CDs, no longer serves a high-demand function and could be repurposed for more relevant community needs.

Analysis: The addition of privacy pods in the library would address a critical gap by offering patrons secure, soundproof spaces to conduct virtual medical appointments, participate in online learning, attend remote meetings, or complete focused work. As more services shift online, providing an environment that supports digital accessibility is essential for community equity and inclusion. Repurposing the underutilized AV section for privacy pods would be an efficient use of space, ensuring the library remains adaptable to evolving patron needs while maximizing the impact of available resources.

Recommendation: It is recommended that funding be allocated for the installation of privacy pods in the Cottonwood Public Library. These pods will provide secure, functional spaces for telemedicine, virtual education, and other private activities, ensuring the library continues to serve as a modern and accessible community resource. Repurposing the outdated AV section for this purpose aligns with current technological trends and enhances the library's ability to meet the evolving needs of its patrons.

4000 - Library - Teen Zone Furniture Replacement

Background : The Teen Zone at the Cottonwood Public Library serves as a dedicated space for local teens to study, socialize, and engage with library resources in a supervised and educational environment. However, the current furniture in this area is an assortment of mismatched pieces accumulated over time, some of which are in disrepair. Several tables have missing wheels, and the couch cushions are noticeably worn, making the space less inviting and functional for teen patrons.

Analysis: Creating a welcoming and comfortable environment for teens is essential to fostering engagement with library programs and services. The current state of the Teen Zone furniture does not reflect a space designed for young people to feel ownership over, nor does it provide the durability and flexibility needed for a high-use area. Updating the furniture will improve aesthetics, enhance comfort, and create a cohesive design that supports both collaborative and individual activities. Investing in durable, modern furnishings will ensure the space remains functional and inviting for years to come.

Recommendation: It is recommended that funding be allocated to replace the outdated and worn furniture in the Teen Zone of the Cottonwood Public Library. Providing comfortable, modern, and functional furnishings will enhance the space's appeal, encourage positive teen engagement, and reinforce the library's role as a supportive environment for youth in the community.

4000 - Library HVAC Replacement

Background : The Public Library needs urgent HVAC system upgrades, specifically replacing three aged units. One of these units, located outside of Youth Services, has already failed and requires extensive repairs, costing thousands of dollars to restore functionality. This situation impacts the comfort and safety of library patrons and staff and poses a significant financial burden due to ongoing maintenance and repair expenses. Therefore, addressing these HVAC issues promptly is crucial to ensure a conducive and efficient environment within the library premises.

Analysis: Despite receiving regular maintenance, the HVAC units at the Public Library have reached an advanced age, leading to significant issues. Service professionals who have assessed the units, especially the one outside of Youth Services that is currently down, have recommended their replacement. The level of maintenance performed indicates that the units have been cared for. Yet, their deteriorating condition and costly repairs underscore the urgency of upgrading to newer, more efficient HVAC systems. This analysis highlights the necessity of investing in replacements to ensure reliable and cost-effective climate control within the library facility. We plan to replace these units over the next three years.

Recommendation: I recommend replacing one unit each year over the next three years.

4000 - Library Restroom Updates (Carryover)

Background : Over the last few years, a targeted effort has been made to revitalize the spaces at the Public Library. We want to continue that by updating the tile in the restroom as part of our ongoing remodel project. This would be phase two of the project, as we do the toilets and fans in each public restroom in the front lobby area.

We have a potential matching grant opportunity from the state library for rural communities like us to do projects like this. We could potentially roll over this funding in FY24, combine it in FY25, and go after the grant to fund $60,000 instead of our current structure. The grant is the State Grants-n- Aid for construction

Analysis: The library restrooms are old and outdated. Though they function, some inefficiencies could be corrected and the tile is aged and past its useful life regarding aesthetics and odor.

Recommendation: Recommend funding to redo the bathroom tiles as money is available. We will request in in FY25 but that project can be pushed as needed until funding is identified.

4100 - Cottonwood Community Clubhouse

Background : The current clubhouse projector lens has developed another blemish. The unit was previously sent in for warranty repair near the expiration of coverage; however, the system is now aging and may experience additional failures. While replacing only the lens is a lower-cost option, the projector itself is older and could lead to continued breakdowns.

The clubhouse is a high-use facility, and due to the nature of events hosted there, it requires a high-quality projector capable of specific throw distances and performance standards. Reliable audiovisual equipment is critical to maintaining rental quality and user satisfaction.

Analysis: While replacing only the projector lens would provide a short-term, lower-cost fix, the age of the overall unit increases the likelihood of continued component failures and recurring downtime. Given the high-use nature of the clubhouse and the technical requirements for proper projection distance and image quality, investing in full replacement may provide greater long-term reliability, reduced service interruptions, and better overall value than incremental repairs.

Recommendation: Consider full projector replacement rather than lens-only repair to ensure long-term reliability and reduce the likelihood of recurring service disruptions in a high-use event facility.

4100 - Disc Golf

Background : The City's disc golf course is a high-use recreational facility, averaging nearly 4,000 recorded plays per month through UDisc. This figure represents only a portion of total use, as UDisc data is estimated to capture approximately 25% of all rounds played, indicating substantially higher actual usage.

While the course's tee pads and baskets are currently in mostly good condition, they are located within a flood-prone corridor and remain vulnerable to storm events. In most cases, staff are able to recover and repair damaged infrastructure following flood events; however, there are situations where damage is severe enough that repair is not feasible and full replacement is required.

Establishing a planned replacement strategy for tee pads and baskets ensures the City can respond quickly to storm-related damage, maintain safe and consistent play conditions, and protect a heavily used community asset without relying solely on reactive or emergency funding.

Analysis:

Recommendation: Allocating funding in the requested budget year will help to establish a planned replacement reserve for disc golf tee pads and baskets. This proactive approach will allow the City to respond quickly to storm-related damage, avoid service disruptions at a high-use facility, and reduce the need for emergency or unplanned expenditures while preserving safe and consistent play conditions.

4100 - P & R - Moving the Dog Park

Background : For the construction of the Athletic Field to be completed as initially intended, we will need to relocate the Dog Park from its current position to another area of the park. This will allow the ammonite to be kept while providing as much open green space as possible.

Analysis: This project will be needed if we intend to utilize the space as outlined in the Master Plan. We would need to move during the initial construction phase, so we do not lose the space.

Recommendation:

4100 - P & R - Old Town Corner Park

Background : This project would need to coincide with the relocation of City Hall. With those buildings being vacated, I would like to construct a premier entertainment park in its location. This project would complement Old Town and enhance its feel as the entertainment hub of our city. This project would be phased into a design and construction phase to include an entertainment park and a solution to our parking issues in Old Town.

Analysis: The city has almost met its capacity for growth and has very little room to construct new parks or open spaces. This project would permit for smart growth while allowing additional quality-of-life features and much parking that need to be added. This project was discussed briefly over the years at Council Retreats and Work Sessions.

Recommendation:

4100 - P & R - Riverfront Park Athletic Field Construction

Background : In FY 2023, $250,000 was funded to design the space as per our Master Plan. We currently have an RFP out for design services and will have a better cost estimate when that is executed. For now, we built our request based on design services being roughly 10% of the project cost. The community selected this project as a top priority in our 2019/2020 Master Plan process.

Analysis: This project was originally developed to coincide with our design plans in FY 2023. We have requested through the design process to allow us to phase this project out to be fiscally manageable. We should receive completed design plans toward the end of the 3rd quarter.

Recommendation:

4100 - P & R - Riverfront Trail Loop Phase II Construction (Carryover)

Background : This project was identified as part of the Parks and Recreation Master Plan and as a Council Priority in the Strategic Plan. We have had this listed in our 5-year plan since 2021 and will continue to have it listed until it is completed.

This project will be divided into a design and a construction phase. Design money will be requested for FY 2024, with construction money for FY 2025. - Carry Over to FY 2025 for Design and FY 26 for Construction

Analysis: This item was included at the request of the City Council during their 2021/2022 Strategic Plan Retreat. In FY 2023, City Council funded the design and development of phase 2 of Riverfront Trail to allow the creation of a complete trail system that goes along the river's edge. Once that project is complete, we would like to design the Riverwalk to help raise awareness of the importance of the Verde River and of the wildlife and ecological systems in our community because of the river.

Recommendation:

4100 - P&R - Parks Master Plan and future implementation/facilities

Background :

Analysis:

Recommendation:

4100 - P&R - Trail Planning, Development & Construction

Background :

Analysis:

Recommendation:

4100 - Rebuild of Cottonwood Tennis/Pickleball Center

Background : The Cottonwood Tennis and Pickleball Center is an aging facility that has undergone multiple resurfacing efforts since 2015. While these efforts have temporarily improved play conditions, the underlying structural deficiencies remain unresolved. The courts consist of approximately four inches of asphalt laid directly over earth, which has resulted in ongoing cracking, surface shifting, and premature deterioration.

When the Recreation Center was constructed, the original fifth court and its retaining wall were removed, further impacting the structural integrity and long-term stability of the remaining facility. In addition to surface failures, the lighting system is outdated, fencing requires continued repairs, and the safety ball netting is in poor condition. Staff have worked with local partners, including Yavapai Fence, to address issues as they arise; however, these efforts are reactive and temporary.

The community recently completed a fundraising effort to resurface the courts in 2025, demonstrating strong public support for the facility. However, given the recurring structural issues, continued resurfacing is no longer a sustainable solution. The facility now warrants consideration for full reconstruction to address base failures, lighting, fencing, and safety elements comprehensively.

Analysis: The Tennis and Pickleball Center has undergone multiple resurfacing efforts since 2015 at a cost of around $40,000 each time; however, these treatments have not addressed the underlying structural deficiencies of the courts. The existing surface consists of approximately four inches of asphalt placed directly over earth, which continues to shift and crack over time. As a result, surface failures recur regardless of resurfacing frequency.

The court refurbishment company has advised staff that additional resurfacing is not recommended, as it does not resolve the base failures and represents a poor return on investment. Continued resurfacing would constitute short-term spending with no meaningful extension of court life.

Given the age of the facility, removal of the original fifth court and retaining wall during Recreation Center construction, and the deterioration of lighting, fencing, and safety netting, a full reconstruction is the only viable long-term solution.

Proceeding with a complete rebuild would correct structural issues, protect prior community investment, and eliminate the cycle of repeated, ineffective resurfacing expenditures.

Recommendation: Move forward with planning and design for a complete reconstruction of the Tennis and Pickleball Center to correct underlying structural deficiencies, modernize lighting and fencing, and ensure long-term durability. A full rebuild will provide a sustainable, long-term solution and protect continued community investment in the facility.

4100 - Riverfront Park Improvements

Background : Volleyball Net System Upgrade – Riverfront Park
Priority: 7 / 10

Background:
The existing volleyball net system at Riverfront Park is currently not functioning as designed. While the court continues to see regular use, players are forced to tie nets off to nearby posts in improvised and inadequate ways in order to continue playing. This creates inconsistent play conditions and introduces avoidable safety and liability concerns.

Recommendation:
Allocate funding to upgrade the volleyball net system to a more durable, adjustable configuration that improves play quality, reduces ongoing maintenance needs, and supports continued high use at Riverfront Park.

Swing Set System Upgrade and Relocation
Priority: 9 / 10

Background:
The current swing set system has reached a point where replacement and relocation are necessary to better align with safety standards, user demand, and overall site layout. Its existing location and configuration limit accessibility and create operational challenges during peak use periods, as it separates families who have children who both want to play on the playground structures and swing at the same time. The distance between the two is significant and not functional for families. Additionally, the swing set no longer conforms to today's standards.

Recommendation:
Fund the replacement and relocation of the swing set system to improve safety, accessibility, and user experience while better integrating the feature within the overall park layout.

3–5 Year Old Play Structure Replacement Priority: 6 / 10

Background:
The existing play structure serving children ages 3–5 continues to function but is nearing the end of its expected service life. Age, wear, and evolving safety and play standards indicate the need for planned replacement to ensure the area remains safe, engaging, and developmentally appropriate.

Recommendation:
Include funding for replacement of the 3–5 year old play structure to proactively address aging equipment, maintain safety standards, and provide an updated play experience for young users.

Ramada Industrial Fans
Priority: 4 / 10

Background:
Installation of industrial fans at the Ramada would support the creation of informal outdoor cooling areas during extreme heat events. These fans would not address an existing deficiency, but rather represent an enhancement that expands the park's ability to pro-

Analysis:

Recommendation:

4100 - Skate Park Upgrades

Background : Conceptual Skate Park Enhancement Planning Priority: 3 / 10

Background:
This project would involve conceptual planning and preliminary design for a potential future skate park investment with an estimated cost exceeding $1,000,000. This effort would only move forward at the direction of the City Council and is not currently a staff-driven priority.

Recommendation:
Include conceptual enhancement planning as a low-priority, Council-directed option, should there be interest in exploring a long-term investment in a new or significantly upgraded skate park. No further action is recommended without clear policy direction.

Skate Park LED Lighting Conversion Priority: 7 / 10

Background:
The skate park currently relies on outdated metal halide lighting that is inefficient and provides limited light coverage. Staff have attempted partial upgrades by changing ballasts and installing LED fixtures; however, the resulting light levels have proven insufficient. A professionally designed conversion is needed to ensure proper illumination, safety, and energy efficiency. Integrating the lighting system with the City's existing lighting service provider would allow for remote control and improved operational oversight.

Recommendation:
Allocate funding to complete a professional LED lighting conversion at the skate park through the City's existing lighting service provider. This upgrade would improve visibility and safety, reduce energy and maintenance costs, and allow for centralized remote lighting control.

Spectator Seating at the Skate Park Priority: 5 / 10

Background:
The skate park currently lacks designated spectator seating. As a result, families and skaters often sit on ledges, curbs, or remain in their vehicles. The absence of seating limits comfort and discourages prolonged observation of park activity.

Recommendation:
Provide funding to add spectator seating at the skate park to improve user comfort, enhance service delivery, and encourage increased parental presence and oversight during skate park use.

Design and Development of Unfinished Skate Park Area Priority: 10 / 10

Background:
An unfinished section of the skate park currently consists of exposed dirt and gravel, which is regularly tracked onto skating surfaces and creates ongoing safety and maintenance issues. This area represents a missed opportunity within an otherwise heavily used facility.

Analysis:

Recommendation:

4100 - Softball Fields CIP

Background : Scoreboards – All Softball Fields Priority: 5 / 10

Background:
The softball fields currently operate without permanent scoreboards. While not required for basic play, scoreboards enhance the player and spectator experience and are increasingly expected for tournament-level play. Installation could improve the City's ability to attract larger or more competitive tournaments, creating potential economic benefits.

Recommendation:
Consider funding the installation of scoreboards on each softball field to enhance user experience and support future tournament recruitment as an economic development opportunity.

Snack Bar Renovation Priority: 6 / 10

Background:
The snack bar facility is in poor aesthetic condition and experiences significant functional challenges due to its location. During flood events, sewer backups have occurred, creating health and safety concerns. The ceiling has deteriorated from repeated leaks, and fixtures, counters, and sinks are dated and in poor condition.

Currently, the facility is used infrequently, making it a lower operational priority; however, its condition limits the City's ability to activate the space or expand programming and events.

Recommendation:
Include funding for snack bar renovations as a moderate-priority project, recognizing that investment would be necessary if the City intends to reactivate the facility for regular use or event-based programming.

Infield Laser Leveling Priority: 7 / 10

Background:
Despite routine field preparation by staff, infield surfaces naturally lose material due to rain, wind, and regular play. Over time, this leads to uneven surfaces and the formation of mounds that can create safety concerns for players. Laser leveling would restore the infields to a professional-grade playing surface and provide a stable foundation for ongoing maintenance.

Recommendation:
Allocate funding for laser leveling of softball infields to improve player safety, enhance field quality, and establish consistent, maintainable playing surfaces.

Softball Field Lighting Improvements Priority: 8 / 10

Background:
Existing field lighting is outdated and does not provide consistent, efficient illumination. Improved lighting is critical for evening play and safety. Upgrading to an LED system will allow for lower energy use as well as better lighting conditions and controls for program-

Analysis:

Recommendation:

4100 - Youth Fields CIP

Background : Youth Field Lighting Improvements Priority: 8 / 10

Background:
Existing field lighting is outdated and does not provide consistent, efficient illumination. Improved lighting is critical for evening play and safety. Upgrading to an LED system will allow for lower energy use as well as better lighting conditions and controls for programming with the new technology.

Recommendation:
Fund lighting improvements at the youth fields to enhance visibility and safety, reduce energy and maintenance costs.

Youth Field Infield Laser Leveling Priority: 7 / 10

Background:
Despite regular field preparation, infield surfaces lose material over time due to rain, wind, and consistent use. This results in uneven surfaces and the formation of mounds that can create safety concerns for young athletes. Laser leveling would restore fields to a consistent, professional-grade condition that can be maintained more effectively over time.

Recommendation:
Allocate funding for laser leveling of youth field infields to improve safety, consistency, and long-term maintenance efficiency.

Yellow Safety Fence Caps – Youth Fields Priority: 8 / 10

Background:
Current fence caps are brittle and frequently break or detach during high winds, creating exposed edges and potential safety hazards. While a relatively low-cost improvement, fence caps play an important role in protecting users and maintaining a clean, professional appearance.

Recommendation:
Provide funding to replace safety fence caps on all youth fields to improve player safety, reduce maintenance issues, and enhance facility appearance.

Parking Plan Design and Construction (Dog Park / Community Garden Area) Priority: 9 / 10

Background:
Parking demand at the youth fields regularly exceeds capacity during Little League and other youth sports activities. Overflow parking currently occurs on undeveloped dirt areas near the dog park and community garden, which become muddy and difficult to navigate during rain events. This creates access challenges, site damage, and user frustration. Additionally, daily users of the dog park and community garden have cited this as an area of consistent frustration for them.

Recommendation:
Allocate funding to design and construct a formal parking solution on the undeveloped area near the dog park and community garden to improve access, reduce congestion, and eliminate recur-

Analysis:

Recommendation:

4100- Kids Park Improvements

Background : Ramada Gutter Installation (Playground Adjacent) Priority: 8 / 10

Background:
Stormwater runoff from the ramada adjacent to the playground regularly displaces wood fiber surfacing and exposes concrete edges within the play area. This creates ongoing maintenance challenges and potential safety concerns.

Recommendation:
Install gutters on the playground-adjacent ramada to control runoff, protect playground surfacing, and reduce repeated maintenance and material loss.

Field Lighting Improvements Priority: 10 / 10

Background:
Limited lighting significantly restricts programming and field availability at Cottonwood Kids Park. Expanding lighting is critical to extending usable hours, alleviating field capacity constraints, and supporting existing and future programming needs.

Recommendation:
Fund field lighting improvements as a top priority to expand programming capacity, increase operational flexibility, and maximize use of the park.

Park Signage and Wayfinding Updates Priority: 10 / 10

Background:
Existing park signage is outdated and lacks clear wayfinding, creating confusion for visitors and limiting the overall functionality of the park. This is a low-cost improvement with high impact on user experience and park operations.

Recommendation:
Allocate funding to update park signage and wayfinding to improve navigation, enhance visitor experience, and support more effective park operations.

Additional Playground Shade Structures Priority: 7 / 10

Background:
Despite heat-resistant surfacing, extreme summer temperatures significantly limit playground use due to direct sun exposure. Shade has been a consistent request from parents and caregivers seeking safer and more comfortable play conditions for children.

Recommendation:
Provide funding to add supplemental playground shade structures to improve comfort, increase usability during hot months, and respond directly to community feedback.

Replace Park Furnishings Priority: 7 / 10

Background:
Existing park furnishings remain in generally good condition; however, they lack inclusivity and do not reflect current best practices for accessible and intentional park design. This project represents a refresh rather than a corrective need.

Analysis:

Recommendation:

4100- Old Town Activity Park Improvements

Background : Basketball Court LED Lighting Conversion Priority: 6 / 10

Background:
The basketball courts at Old Town Activity Park are used regularly, but operate with a limited number of light fixtures compared to other City facilities. While current operating costs are manageable, the lighting system is outdated and not integrated with the City's centralized lighting controls.

Recommendation:
Allocate funding to convert basketball court lighting to LED fixtures to improve efficiency and allow staff to remotely control lighting consistent with other lighted facilities, improving operational oversight and consistency.

Portable Event Stage Replacement Priority: 9 / 10

Background:
The existing portable stage is in poor condition, with leg components that can no longer be tightened properly. This requires staff to use temporary and creative solutions to ensure stability, creating safety and liability concerns. In addition, the current stage is bulky, difficult to transport, and labor-intensive to set up and store.

Recommendation:
Fund the replacement of the portable event stage with a modern, modular system that improves safety, reduces setup and storage challenges, and better supports community events and programming at Old Town Activity Park and other locations.

Old Town Activity Park Design & Master Planning Priority: 10 / 10 (Conditional)

Background:
Based on the outcomes of the Old Town Master Planning Study, staff anticipates the need to plan for the future use of Old Town Activity Park once City buildings are vacated. Formal design work would establish a clear vision, phasing strategy, and cost framework for future improvements. This project is contingent on policy direction and advancement of the broader plan.

Recommendation:
Include funding for design and master planning of Old Town Activity Park as a high-priority, Council-directed item should the broader Old Town plan move forward.

Phased Implementation of Old Town Activity Park Build-Out Priority: 10 / 10 (Conditional)

Background:
Implementation of improvements identified through the design and master planning process would allow the City to incrementally transform Old Town Activity Park in alignment with long-term goals. This project is fully dependent on the adoption of a design plan and available funding.

Recommendation:
Identify phased implementation of Old Town

Analysis:

Recommendation:

4100- Park Wide Arborist for Tree Maintenance

Background : Trees across the City's parks and facilities provide significant shade, environmental benefit, and aesthetic value; however, they also require routine professional maintenance to remain safe and healthy. While staff addresses basic trimming and cleanup, specialized arborist services are needed to evaluate tree health, address structural risks, remove hazardous limbs, and respond proactively to storm damage. Without regular arborist involvement, tree issues often become reactive, increasing the risk of property damage, facility closures, and public safety concerns.

Analysis:

Recommendation: Allocate funding for ongoing, park and facility -wide arborist services to proactively manage tree health, reduce safety risks, and protect City assets. A planned arborist program will help prevent emergency removals, minimize storm-related damage, and support long-term sustainability of the City's tree canopy.

4110 - Bring Janitorial Service in House

Background : The City currently utilizes contracted janitorial services for routine cleaning of its facilities. Over the life of the current and prior contracts, staff have documented recurring service deficiencies, particularly in high-use and high-visibility areas such as restrooms, locker rooms, and public spaces. While concerns have been communicated and addressed through meetings with contractors, performance consistency has remained a challenge.

City facilities—particularly the Recreation Center and other high-traffic public spaces—require responsive, day-to-day oversight to maintain cleanliness standards aligned with community expectations. Under a contracted model, real-time adjustments, direct supervision, and immediate accountability can be limited.

Transitioning custodial services in-house would provide greater control over cleaning standards, allow for direct supervision and training of staff, improve responsiveness to issues during operating hours, and align maintenance practices more closely with operational priorities. An in-house model also allows for clearer performance expectations, stronger accountability, and better integration with overall facility management.

Analysis: The City currently spends approximately $220,000 annually on contracted custodial services for the Recreation Center and Library combined. Despite this investment, performance concerns have persisted, particularly in high-use areas where cleanliness expectations are highest.

Preliminary internal cost estimates indicate that the City could perform these services in-house for approximately $155,656 annually in staffing costs, based on the following structure:

- Full-Time Custodian 1 (Mon–Fri, 6am–3pm): $60,320
- Full-Time Custodian 2 (Tues–Sat, 1pm–10pm): $60,320
- Part-Time Custodian (29 hrs./week): $35,016
- Total Estimated Staffing Cost: $155,656
- Total Annual Coverage: 5,668 hours

Even accounting for an estimated one-time startup cost of approximately $60,000 for equipment, supplies, and initial setup, the in-house model becomes financially competitive within the first year and more cost-effective in subsequent years.

Beyond cost comparison, an in-house model would allow the City to directly supervise staff, adjust cleaning priorities in real time, provide immediate accountability, and align service standards with operational expectations. When comparing long-term cost, service quality, responsiveness, and accountability, transitioning custodial services in-house appears both operationally viable and fiscally responsible.

Recommendation: Move forward with transitioning custodial services for the Recreation Center and Library to an in-house service model. Authorize the creation of two full-time and one part-time custodial positions and allocate initial startup funding for equipment and supplies.

This approach is projected to be cost-competitive with the current $220,000 annual contract, while providing improved oversight, responsiveness, and service consistency. Following initial implementation, staff will monitor performance, costs, and service quality to ensure the transition meets operational and fiscal expectations.

4110 - Equipment Replacements

Background : Spa Heater Replacement Priority: 8 / 10

Background:
The spa heater continues to operate through ongoing part replacements; however, it is nearing the end of its service life. Continued reliance on repairs increases the likelihood of extended downtime and service disruptions.

Recommendation:
Allocate funding to replace the spa heater to reduce the risk of prolonged outages and maintain reliable spa operations.

Gymnasium Hoop Motor and Control System Replacement Priority: 9 / 10

Background:
The gymnasium hoop motor and control system is outdated, and replacement components for the control system are no longer available. The system operates at a minimal functional level, and failures directly impact programming by limiting the ability to raise or lower hoops as needed. We limped the system through the heavy use basketball season, but it will not make another year. This system has been in place since the buildings initial opening.

Recommendation:
Fund replacement of the gymnasium hoop motor and control system to restore full functionality and protect core programming capacity.

Chlorination System Conversion Priority: 9 / 10

Background:
The current chlorination system relies on proprietary briquettes that continue to increase in cost, frequently approaching procurement thresholds that require additional administrative processing. Conversion to a non-proprietary system would require an upfront investment but would reduce chlorine costs by approximately $2,000 per purchase, resulting in an estimated payback period of one to two years.

Recommendation:
Allocate funding to convert the chlorination system to reduce recurring chemical costs, improve procurement efficiency, and achieve near-term operational savings.

Pool Valve Replacement Priority: 7 / 10

Background:
Pool valves are aging and at risk of failure. A valve failure could result in significant pool downtime; however, replacements can be phased over time if necessary, with the tradeoff being periodic closures.

Recommendation:
Provide funding for planned pool valve replacements to reduce the risk of unplanned closures and support reliable pool operations.

Pool Heater Replacement Priority: 10 / 10

Background:
All three pool heaters are original to the facility and have been in service since

Analysis:

Recommendation:

4110 - Facility Improvements

Background : Roof Assessment for Replacement PlanningPriority: 7 / 10

Background:
The Recreation Center roof is a large, complex system with multiple surface types and varying ages. A professional assessment is needed to determine overall condition, remaining lifespan, and priority areas for repair or replacement. Based on findings, staff may request additional CIP funding in future years.

Recommendation:
Fund a comprehensive roof assessment to establish a clear baseline condition and guide future repair or replacement planning.

Interior PaintingPriority: 5 / 10

Background:
Staff continue to perform spot painting as needed, which maintains basic appearance; however, much of the interior would benefit from a full refresh to modernize the space and improve overall presentation.

Recommendation:
Include interior painting as a moderate-priority improvement to refresh the facility and enhance user experience.

Wood Floor Replacement (Future Planning)Priority: 5 / 10

Background:
The wood floors are in generally acceptable condition and can be refinished one to two more times. After that point, full replacement will need to be considered due to heavy use and long-term wear.

Recommendation:
Maintain wood floors through refinishing in the near term while planning for future full replacement as part of long-term capital planning.

Locker Room Facility OverhaulPriority: 9 / 10

Background:
Locker rooms experience extremely high use and were constructed in a way that makes plumbing fixture replacement difficult. Additionally, evolving restroom and locker room expectations and regulations increase the risk of future conflicts related to gender-specific spaces. Consideration should be given to updated layouts, including individual-use restrooms or changing areas, to improve flexibility, inclusivity, and long-term functionality.

Recommendation:
Prioritize a comprehensive locker room overhaul to address aging infrastructure, improve flexibility and inclusivity, and reduce long-term operational and compliance risks.

Fitness Floor Flooring ReplacementPriority: 6 / 10

Background:
The fitness floor surface remains serviceable but is experiencing bubbling in multiple areas. Staff address issues as they arise;

Analysis:

Recommendation:

4110 - Recreation Center HVAC CIP

Background : The Recreation Center's HVAC systems are essential to daily operations and must remain functional for the facility to operate. Staff work diligently to maintain these units as effectively as possible; however, compressors and other major components continue to fail as systems age, resulting in costly repairs. While full unit replacement would be ideal, the capital cost to replace each unit is substantial and not always feasible within a single budget cycle. As a result, staff focus on repairing and replacing critical components to extend system life and maintain operations.

In addition, several major HVAC units—particularly those serving the indoor pool and gymnasium—represent significant future liabilities, with full replacement costs expected to exceed $150,000 per unit. Without advance planning, failures would require emergency repairs or unplanned use of reserve funds.

Analysis:

Recommendation: Establish ongoing funding for HVAC repairs and major component replacements to ensure continued facility operation. In addition, create a recurring replacement reserve specifically for large HVAC units to allow funds to accumulate over time, reducing reliance on emergency funding and enabling planned, cost-effective replacements when full unit failures occur.

50-7000 - Reserves - Resource Development Fund, Water Advisory, Adjudication and Conservation

Background :

Analysis:

Recommendation:

7000 - Resource Development Funds - Wastewater Complete Phase 1-Start Phase 2

Background : Due to the pending adjudication, the city's water supply may be capped or even potentially reduced making it difficult if not impossible to meet the projected demands through buildout of the city. Treating effluent to drinking water standards is a source of water owned exclusively by the city and cannot be impacted by the adjudication. This CIP is to continue the feasibility assessment for converting the Mingus WWTP to treat effluent to drinking water standards and incorporating it back into the distribution system. The three Project Management Plans: Initial Process Design, Bench Scale Testing for Carbon Train and Bench Scale Testing for Membrane Train need to be complete prior to the feasibility design work.

Analysis: This is a primary goal of the Strategic Plan.

Recommendation: Phase 1 Projects consisted of the DPR Process design which the city funded, Bench Scale Testing-Carbon Train which was also funded by the city and bench Scale Testing - Membrane Train which was funded by the BOR which will be completed in October 2027. Deliverables will be a Design Technical memo which includes the design parameters for two treatment trains, process flow diagrams and hydraulic profiles.

se 2: Projects include the DPR Feasibility design which has potential for funding by Title XVI planning funding, however the estimate from the BOR for City cost could be $1756000 in 2024 dollars.

Phase 3 Projects include Field Sampling Campaign and Water Quality Coupon Testing estimated at $280,000(2024) and Hydraulic Evaluation estimated at $229,000 (2024)

7000 - Resource Development Funds - Wastewater Construction- PFAS Mitigation at Mingus

Background : In fiscal year 2025 the city partnered with DeNora to conduct a pilot study for removal of PFAS in effluent form the Mingus Wastewater Treatment Plant. PFAS is currently regulated in drinking water only however since most of our downstream wells from the injection well do not contain PFAS currently, staff did not want to possibly contaminate the drinking water wells with PFAS as it would be more costly to remediate at numerous wellsite's instead of one location prior to injection. FY 2026 would be the assessment of the study, as well as design and construction

Analysis: PFAS is not currently regulated for wastewater treatment however the city wishes to mitigate it before it reaches the groundwater basins.

Recommendation: Complete the pilot study and assess recommendations, design and construct a PFAS removal system at the Mingus WWTP Injection Well

7010 - Maintenance - Utility Building Roof Repair

Background : The utilities billing area roof was originally inspected by a roofing contractor in 2024, at which time full replacement was recommended. Since that inspection, the roof has continued to deteriorate, resulting in multiple service calls and repeated patching attempts. These temporary repairs have not resolved the underlying issues and have only delayed an inevitable replacement.
Continued deferral of replacement increases both risk and cost. Ongoing water intrusion raises the likelihood of damage to the underlying plywood and structural base, which would significantly escalate repair expenses if deterioration spreads unseen.

Analysis:

Recommendation: Replacing the roof now will prevent further damage, reduce long term costs, and protect the integrity of the building, making it the most responsible and cost-effective course of action.

7020 - Water Construction - 3/4 Ton Utility Bed Trucks and Pickup Trucks

Background : FY 25 - Two 3/4 ton 4 X4 pickup trucks are in need of replacement due to high mileage and increasing maintenance costs.
FY 26 Two 1/2-ton 4x4 extended cab pickup trucks and One 3/4-ton 4 x4 extended cab pickup truck

Analysis: Maintenance costs of two utility bed trucks with high mileage are increasing and the reliability is beginning to be in question.

Recommendation: Lease trucks

7020 - Water Construction - Arc Flash Gear

Background : Arc Flash gear is required for the safety of our electricians. The Arc Flash Gear must be replaced annually.

Analysis: Arc Flash gear is essential for maintaining the safety of our two electricians.

Recommendation: Purchase needed gear

123

7020 - Water Construction - Arsenic Systems for Well sites

Background : • ADEQ and the EPA requires all water produced and distributed to be in compliance with the Safe Drinking Water Act. Many of the city's arsenic removal systems are ending their lifetime and are in need of replacement. For FY 24, Utilities is proposing to replace the arsenic removal systems at Well 1-1, 1-2 4-1 and 4-2. FY 25 we are proposing Wells 2-1, 2-2 and 7-1.

• Update this is required to go out to bid for Well 1 -1, 1-2, 4-1 and 4-2

• FY 26 Well 2-1, 2-2 and 7-1

• FY 27 Upper 5

Analysis: ADEQ and the EPA requires all water produced and distributed to be in compliance with the Safe Drinking Water Act.

Recommendation: Design, purchase and install arsenic treatment systems.

7020 - Water Construction - Fire Hydrant Improvements

Background : Ongoing annual program each year for fire hydrant replacement/upsizing/ installation in coordination with Cottonwood Fire & Medical department. Approximately 10 hydrants per year.
FY26 costs have increased in FY 25 11 hydrants cost over $40,000

Analysis: Improve fire flows, increase life & safety effects. Reduce insurance rates city-wide.

Recommendation: Improves and maintains fire flows and reduces residential insurance costs due to increased ISO rating.

7020 - Water Construction - Kid's Park Well Development

Background : Completion of the Kids Park well, storage tank and arsenic treatment system will greatly enhance the redundancy of the distribution system inside the City of Cottonwood.

Analysis: The well was an exploratory effort to find a solution for disposing of reclaimed water produced at the Riverfront Reclamation plant. The inability of the plant to produce A+ quality reclaimed water and the inability to obtain credits from recharging via the well eliminated the well as a potential disposal site for the reclaimed water produced at Riverfront. Not wanting to let the well sit idle, it was decided to turn the well into a production well site, which will greatly enhance the availability of water within the City of Cottonwood.

Recommendation: Engineer and design well site.

7020 - Water Construction - LCR Program Management

Background : The EPA updated the National Primary Drinking Water Regulations for Lead and Copper with new requirements. Lead and Copper Rule Revisions (LCRR) go into effect in October 2024. Lead and Copper Rule Improvement's (LCRI) went into effect in December 2024.

Analysis: The new LCRR rules require water departments to identify all services lines and create an inventory. They also require testing in schools and childcare facilities as well as continuing the required normal lead and copper sampling.

Recommendation: This would be a huge undertaking by the Water department to complete on its own. We have reached out to several companies that can provide services that would help us create an inventory along with a sampling program based on the new rules.
Purchase software and receive LCRR and LCRI assistance

7020 - Water Construction - Line Replacements

Background : Ongoing annual line replacement program.

Analysis: Reduces water loss, reduces labor costs, improves water quality and customer satisfaction.

Recommendation: Line replacements reduce water loss, lowers labor costs by reducing leak repairs and overtime.

7020 - Water Construction - Meter Replacement Program

Background : The program to replace all manual and touch read water meters with remote read meters was initiated in FY22. By the end of FY23, more than 5000 meters are expected to be replaced. In FY24, approximately 2,146 meters are projected to be replaced. In FY 25, the remainder of the manual and touch read meters throughout the water distribution system are scheduled to be replaced, which is approximately 3,008 meters. This could roll over into FY 26 if we continue to have difficulty obtaining meters.
Update: FY26 we are adding a contingency for cellular meter replacement once the full project is complete we will then determine which sites require the cellular option.

Analysis: Remote read meters will provide the city with greater accuracy of water use in real time. It also enhances the city's ability to provide better customer service related to identifying potential customer water leaks and actual usage in real time. Replacing manual and touch read meters with remote read meters also reduces the man-hours required to collect and download water usage data.

Recommendation: Purchase and install remote read meters.

7020 - Water Construction - Water SCADA Equipment/Design/Construction/Engineering

Background : Current SCADA does not allow operations to effectively monitor all well sites and arsenic systems. A fully integrated SCADA system is desperately needed to effectively and efficiently monitor, track and control the water production and distribution system.
FY26 Select system based on assessment. SCADA Computer upgrade, SCADA Software and telemetry upgrades, 3 wellsite SCADA Improvements including Repeater RTU and associated equipment
FY 27 Continue Wellsite SCADA Improvements

Analysis: Utility operation personnel are required to visit every well site daily to ensure it is properly operating because the current SCADA system is archaic and not currently connected to every well site and arsenic system.

Recommendation: Started SCADA assessment, based on the results we will then design and construct.

7020 - Water Construction - Well Booster Stations

Background : Enhances the quality of service provided by regulating and maintaining the pressure within the water distribution system.

Analysis: Improves pressure regulating and maintaining capability throughout the water distribution system. Also reduces energy and maintenance costs.

Recommendation: FY 25 Boosterpaq for Mesquite Hills and Lower 5, FY 24 New booster packs for Well 8, and Lower 5 (second pump).
FY 26 BoosterPaq for Yuma, Wellsite 4-1 and 4-2

7020 - Water Construction - Well Improvements

Background : Well pumps require annual maintenance and eventually breakdown and have to be replaced. Utilities budgets for the replacement of four to five well pumps, which may include pulling the well pumps, motors, piping, cleaning, video, replacing wire and controls. This GL code also includes the water reservoir repairs or replacements. In FY 24 the amount included $200,000 to rehab Wellsite 3-1 reservoir.

- FY 25 water reservoir repairs include Wellsite 2-1 right tank and left tank, and Well site 3-1. New Back motor for VSF
- FY 26 water reservoirs repair include well 4-2 right, well 7-1 and well 8-9 East continue with 4 -5 major replacements. $ 100000 a piece - Valves for VSF pumps

Analysis: The Utility Dept operates 23 wells with an average pump life of 5-6 years per site, depending on usage. Maintenance and replacement is required to continue water production.

Recommendation: Repair and replace as needed.

7020 - Water Construction- Eye Wash Stations

Background : There are 16 well sites are in need of eye wash stations. The well sites utilize sodium hypochlorite for disinfection purposes, we are required by OSHA standards to have an eye wash station onsite. We have previously used the eye wash bottles but they are becoming increasingly difficult to maintain/ change out with as many well sites as we have.

Analysis: To maintain a safe environment, we need to purchase the eye wash stations to be installed at the sites.

Recommendation: Purchase and install

7020 - Water Construction- Hwy 260 System Upgrades

Background : Completion and implementation of the Highway 260 well project will enhance the redundancy and reliability of the water supply to the Verde Villages.

Analysis: Additional water supply to the Verde Villages has been needed. The completion of the Highway 260 well, storage tank and arsenic treatment system will greatly enhance the available supply of water to the Verde Villages.

Recommendation: Proceed with construction
Update will proceed when Arsenic Treatment Unit is evaluated

7020 - Water Construction New Generators

Background : In an effort to enhance the reliability of the water production system, utilities initiated an effort to ensure backup generation would be available at all well sites. For FY 24 generators will be purchased for well sites 4-1, and 1-2.
IN FY 25 generators will be purchased for Well 8-2 and Well 3-2
FY 26 new generators for Wells 7-1 and 6-2
FY27 new generator for 1-1 and 5-1

Analysis: The loss of power at well sites has been an ongoing issue of concern. In order to reduce and/or eliminate the potential loss of power to well sites, utilities initiated an effort in 2022 to purchase generators for well sites without backup power generation capability.

Recommendation: Purchase and install.

7020 - Water Construction- New Well (Verde Santa Fe)

Background : A new well for Verde Santa Fe is required to enhance the redundancy of the water supply and eliminate the potential for water outages due to the demand exceeding supplies at Verde Santa Fe.
FY 25 construction is complete, new source testing scheduled to be complete FY 26 APS and electrical still needed, long lead time for generator and ATS, site still needs design and construction of lines still needed

Analysis: There is one well that currently provides water service to Verde Santa Fe, which could potentially result in water outages. Drilling a new well will enhance reliability of water service to Verde Santa Fe.

Recommendation: Construct new well.

7020 - Water Construction- PRV's

Background : A majority of the pressure reducing valves in our water systems do not have the ability to be bypassed in case of routine or emergency maintenance.

Analysis: Staff is proposing a program to start installing the bypass valves, which includes valves, piping and reconfiguration and possible purchase of new vaults.

Recommendation: Start program to install bypass system for PRV's

7020 - Water Construction-Traffic Control Devices

Background : The water department is required to use traffic devices for roadway safety. The current traffic control devices such as barricades, traffic channelizers cones and signs are old and no longer meet ATTSA standards.

Analysis: Traffic safety is required by OSHA and ADOT

Recommendation: Purchase new traffic control devices.

7020 - Water Operations - Computers-Tablets-GIS Equipment

Background : Purchase of rugged tablets for water operations personnel FY 26 includes tablets plus-Laptop computers for Managers, desktop computers for operators and upgrade of GIS equipment

Analysis: Currently, all field data and repair data are gathered on paper. In order to efficiently record and retain the data we are suggesting the use of tablets.

Recommendation: Necessary for Neptune 360 and water operations software
Purchase Tablets, laptops and upgrade GIS equipment

7020- Utilities -Water- Telehandler/Forklift

Background : The Water Department frequently receives deliveries at the 111 N. Main location but does not have a dedicated telehandler or forklift available for offloading. Currently, staff must share equipment with the Wastewater Division, with the telehandler located at the Mingus Treatment Plant yard. As a result, many deliveries are redirected to the wastewater plant, which has limited storage capacity and creates logistical challenges.
Providing a dedicated forklift or telehandler at the 111 N. Main facility would improve operational efficiency by allowing staff to unload materials directly upon delivery. It would also support field operations, as trailers are stored at this location and could be quickly loaded with equipment and materials as needed.

Analysis: Labor Efficiency and Productivity
- Eliminates time spent coordinating shared equipment and transporting materials between facilities.
- Reduces double-handling of deliveries, lowering labor hours per delivery.
- Enables faster mobilization for field repairs and maintenance, minimizing downtime and response delays.

Estimated impact: Reduced staff time per delivery and improved deployment efficiency across routine operations and emergency response.
Safety and Risk Reduction
- Minimizes manual handling and improvised unloading methods.
- Reduces transportation of heavy materials between sites.
- Lowers risk of injury, property damage, and equipment wear.

Recommendation: The recommendation is to purchase a telehandler for the water division.

7020-Utilities Office Copier

Background : The current Xerox copier located at Development Services, which serves both the Utilities and Community Development divisions, is over nine years old. While it has provided reliable service in the past, the unit has reached the latter stage of its useful life. As technology has advanced, the copier has become increasingly difficult to service, and manufacturer support—particularly software and security updates—has become limited or unavailable.

Analysis: This copier functions as a shared, high-use device supporting daily operations such as plan submittals, utility documents, engineering drawings, reports, billing support materials, public records, and administrative correspondence. Given the volume and importance of these documents, consistent reliability and compatibility with current software systems are essential to maintaining operational efficiency.

Recommendation: Staff has evaluated replacement options and identified a Konica Minolta unit as a suitable replacement that meets current operational, technological, and security requirements.

7020-Utilities -Water-SafeGuard Arsenic Field Testing Equipment

Background : The Water Department relies on a portable field testing unit (formerly TraceDetect, now SafeGuard) to measure arsenic concentrations in treated water. Earlier this year, the unit failed; however, because a maintenance contract was in place, the manufacturer provided a replacement with the condition that a new unit will be purchased when the current maintenance plan expires.
Maintaining field arsenic testing capability is essential for real-time operational control of the arsenic treatment process. Without on-site testing, staff would be unable to make timely treatment adjustments, increasing the risk of regulatory exceedances and operational inefficiencies.

Analysis: Field testing enables staff to verify treatment performance and maintain arsenic concentrations below the regulatory Maximum Contaminant Level (MCL) of 10 parts per billion, as established by the U.S. Environmental Protection Agency and enforced by the Arizona Department of Environmental Quality.
Continuous monitoring and immediate process adjustment are critical to ensuring compliance and protecting public health.

Recommendation: Replacing the field arsenic testing unit is essential to maintaining regulatory compliance, protecting public health, and ensuring efficient operation of the arsenic treatment process. The equipment provides real-time monitoring capability that supports proactive treatment control, reduces compliance risk, and avoids potentially significant financial and operational consequences.

7020-Utilities-Water Chemical Pumps

Background : The Water Department utilizes peristaltic chemical feed pumps to accurately dose the chemicals required for water treatment. These pumps are essential to the disinfection of the groundwater supplied to our customers and play a critical role in maintaining safe drinking water. The dosage of disinfectant chemicals is regulated by the Arizona Department of Environmental Quality and must comply with federal drinking water requirements, making reliable and precise chemical feed equipment necessary for regulatory compliance and public health protection.

Analysis: The department's existing Stenner chemical feed pumps operate continuously and are beginning to show significant wear. While staff have been able to maintain operation by replacing consumable components, the main housing that contains the electrical components is deteriorating and requires full replacement. Continued reliance on aging equipment increases the risk of operational failure and could impact the department's ability to maintain consistent chemical dosing and regulatory compliance.
Additionally, as part of the SCADA system project, replacement chemical feed pumps must be equipped with 4–20 mA control capability. This will allow integration with wellsite PLCs and provide real-time feed rate feedback to the SCADA software. These enhanced monitoring and control capabilities will improve operational efficiency, allow more precise chemical dosing, and enable staff to quickly identify and respond to system issues, reducing the risk of treatment disruptions.

Recommendation: Replacing the existing pumps with modern, compatible equipment is necessary to maintain reliable disinfection, meet regulatory requirements, and support the improved monitoring and control functions of the SCADA system.

7020-Utilities-Water -Jumping Jack/Tamper

Background : Water Department distribution crews are responsible for repairing water leaks, replacing water mains and service lines, and installing or replacing meters. These activities require excavation, and in accordance with established construction and design standards, crews must properly compact soil during trench backfilling to ensure ground stability, protect infrastructure integrity, and prevent future settlement or failures.

Analysis: The department currently operates three distribution crews but has only one functional jumping jack compactor available for field use. This creates operational inefficiencies, as crews must share equipment or delay proper compaction until the unit becomes available. In some situations, more than one compactor is needed at a single work site to maintain productivity and meet restoration requirements in a timely manner. Providing each crew with a dedicated jumping jack will improve workflow efficiency, support compliance with compaction standards, and reduce delays in completing repairs and restorations. The department's existing jumping jacks were purchased more than five years ago and are no longer operational. Multiple repair attempts have been unsuccessful, including evaluations by small engine repair shops, and the equipment is no longer serviceable. Replacement is necessary to restore essential field capability and ensure crews can safely and effectively perform required excavation and backfill work.

Recommendation: Purchasing additional jumping jack compactors will ensure each crew is properly equipped, improve operational efficiency, support compliance with construction standards, and maintain the department's ability to respond promptly and effectively to distribution system repairs.

7120 - Wastewater Construction - 2 Dissolved Oxygen Probes

Background : Utilities is in need of replacing two HACH Dissolved Oxygen probes with controllers.

Analysis: The Dissolved Oxygen probes regulate the amount of air coming into the basin from the blowers and provide the operators with real time information on the conditions of the microbiology in the basins. The current DO probes are due for replacement to maintain their effectiveness.

Recommendation: Purchase two new Dissolved Oxygen Probes and controllers

7120 - Wastewater Construction - Blower/Aerations Improvements at Mingus WWTP

Background : The current aeration and digester blowers are original equipment installed during the 2000 upgrade of the Mingus WWTP and are in desperate need of replacement. The dissolved oxygen provided by the blowers keeps the biological portion of the treatment system alive. The loss of one or both of these systems would be catastrophic to plant operations.

Analysis: New blower systems are more efficient and will reduce the energy consumption while improving the efficiency of the treatment process at the Mingus WWTP.

Recommendation: Approve pre-construction GMP, develop construction GMP, and implement

7120 - Wastewater Construction - Pumper Truck

Background :
Wastewater is in need of a used 4,000-gallon pumper truck to be used for lift station and collection lines overflow. The vactor truck is used primarily for the clearing of blockages and capturing small spills. The pumper truck allows us to capture much larger spills, which is essential for minimizing the potential for compliance violations and their associated fines. Could be moved out a few years if needed.

Analysis: Acquiring a 4000 gallon pumper truck reduces the need to use pumper trucks by private contractors and enhances our ability to respond much quicker to sewage spills.

Recommendation: Conduct research to find appropriate truck and complete the purchase.

7120 - Wastewater Construction - Sewer Line M & R

Background : • FY 25 Underground collection system evaluation and repairs including manhole monitoring. This is for point repair and underground excavation projects. Staff will analyze data from camera and cleaning, manhole acoustic testing and 3D scanning of manholes to determine what needs repaired. The sewer line under Mt. Mingus View Road will need to be addressed in the next few years due to deterioration.

• FY 26 Staff is requesting an Infiltration and Inflow study be conducted of the collections system. This will allow the operators to investigate areas where higher than normal flows are reported, areas that are contributing to inflow and areas that are in need of repair.

Analysis: The collection system was installed in the late 1980s and is in need of repairs and upgrades to maintain its operational efficiency.

Recommendation: Evaluate and implement a maintenance and repair program for the collection system.

7120 - Wastewater Construction - Tap Machine

Background : The wastewater division utilize a tapping machine to place customer taps on the main sewer lines. The machine they current use is becoming worn and is not able to safely create proper taps.

Analysis: The piece of equipment they are using is over 10+ years old and is in need of replacement.

Recommendation: Buy tapping machine

7120 - Wastewater Construction - Two New 3/4 ton 4x4 Trucks with Utility Bed - Enterprise

Background : Current electrician vehicle is older with high mileage and are becoming unreliable and the repair costs are increasing due to the complexity of the repairs.

Analysis: These new trucks will also support repairs and provide the capacity to haul the safety equipment needed for emergencies.

Recommendation: Lease truck

7120 - Wastewater Construction - Upgrade North Main Sewer Line

Background : Approximately 1000 Feet of 8-inch sewer line and manholes from Kindra Heights Road going east to Cactus Street is in need of being upsized to 10-inch pipe to accommodate the Vineyards development through buildout.

Analysis: Upsizing the sewer line is necessary to accommodate the projected flow of sewage from the Vineyards subdivision through buildout. The city is working with the Gordian Group- SJ Anderson for design of this project.

Recommendation: Review final design from SJ Anderson and begin construction.

7120 - Wastewater Construction- Centrifuge

Background : The centrifuges were originally purchased in 2001 and 2004 and are in need of being assessed to determine the effectiveness of their operation. This assessment included the centrifuges, the control equipment and the polymer feed system. The Centrifuges were repaired in 2025. The assessment indicated that the PLCS and Control systems required upgrades as they are obsolete. In FY 26 it is planned to update these items and the polymer feed system.

Analysis: The centrifuges are an essential component of the wastewater treatment plant and are used to dewater the biosolid sludge. It is imperative to determine the current operational status of this system to ensure its continued effective operation.

Recommendation: Assess and repair as needed.
FY 25 Centrifuges repaired
FY 26 PLC's, Control System and polymer feed system require upgrade

7120 - Wastewater Construction- Irrigation Vault Rehab

Background : The irrigation vault houses the motor control and pumps for the field irrigation and Del Monte wash effluent discharge. The vault has once before flooded completely causing a serious safety issue.

Analysis: We are proposing an assessment of how to move the electrical motor controls and appurtenances above ground in FY26. We would like to complete the project in FY26. Update we will get the assessment in FY26 and start construction

Recommendation: Get assessment from Engineer on vault, order long lead items, begin construction.

7120 - Wastewater Construction- Lift Station 2 build

Background : The sewer collections system including 4 of the Lift Stations are original equipment and are in desperate need of repair/ upgrade. The replacement of Lift Station 2 includes wet well, pumps, controls, drives, piping, telemetry and odor control.

Analysis: The current Lift Station 2 is incapable of being upgraded or repaired due to the location and small size of the lot.

Recommendation: Construct new Lift Station 2.

7120 - Wastewater Construction- Lift Station 3 Rehab

Background : Lift station 3 is an original lift station and has not had any rehab or repairs since its construction in the late 1980's. It is in dire need of being upgraded and enlarged to handle increasing peak flows from increasing and future development that will send sewage to this lift station. Failure to increase capacity will potentially result in sewer overflows, violations and potential fines from the ADEQ.

Analysis: The lift station is undersized for projected future flows.

Recommendation: Complete engineering and design of Lift Station 3. Start procuring long lead items.

7120 - Wastewater Construction- Mingus WWTP Shop and Lab Building Maintenance

Background : The current roof over the Mingus WWTP Garage is leaking and needs to be repaired to prevent further water damage and mold. The stucco on the buildings is cracking and requires repair and paint. Roof was repaired now painting is needed on the building, perimeter walls and structures.

Analysis: Roof is in need of repair. We will get this done in FY24. In FY26 we will paint buildings, perimeter walls and structures.

Recommendation: Repair roof. - Completed
Paint buildings, structures and walls

7120 - Wastewater Construction -Mixers, Pumps, Motor and Meters

Background : • Ordered -FY 25 The Mingus Wastewater Treatment Plant has 10 mixers in the various wastewater basins. When we have recently purchased or repaired the mixers, we have noticed a longer than normal lead time for procurement. Staff is requesting we purchase one back up for each of the different size mixers.
• The Mingus Wastewater Plant has numerous pumps onsite and at the Lift Stations, due to long procurement and shipping times, Staff is requesting to purchase backup pumps for Lift Station 1, Lift station 5, a thickened sludge pump for the Biosolids handling process and a pump for the BoosterPaqs for the reclaimed tanks.
• The Mingus Plant has numerous flow meters as required by the permits. Staff is requesting that we start replacing the older meters with the newer versions.

Analysis: • When a mixer fails, it takes several weeks to receive a replacement. Without a mixer, the plant will be unable to maintain the effluent quality required by our permit.
• If the pumps at the lift station fail and we don't have a backup on hand it could cause a overflow, which would endanger public health and safety. If the sludge pumps fail, staff is unable to return the thickened sludge from the hopper which will backup and adversely cause the centrifuges to not work therefore affecting biosolids handling. If the BoosterPaqs fail we are unable to send reclaimed water to our customers.
• If the flow meters fail, we are in violation of our ADEQ permits which can lead to notices and fines.

Recommendation: Purchase back up mixers. -Completed Purchase, Pumps and flow meters

7120-Utilities- Wastewater Air Conditioner Units

Background : The air conditioning unit serving the laboratory area is failing and requires replacement.
Additionally, the PLC I/O panel located in the sludge pump room is experiencing excessive heat buildup, which negatively impacts the performance and reliability of the electronic components housed within the enclosure.

Analysis: The laboratory must maintain a controlled temperature in accordance with state sampling and testing procedures to ensure the accuracy and validity of analytical results. If the HVAC system fails completely, staff would be required to rent and operate portable cooling units until a permanent replacement can be installed. This would result in unplanned operational costs, potential disruption to laboratory functions, and increased risk of noncompliance with required testing protocols.
Elevated temperatures in the PLC I/O panel can accelerate equipment degradation, increase the likelihood of system faults, and raise the risk of unexpected operational failures affecting sludge handling processes. To manage the heat, staff have been leaving the panel doors open to improve ventilation. However, this is not an acceptable long-term solution, as the enclosure contains high-voltage electrical components. Operating the equipment with the panel open creates a significant safety hazard and increases the risk of accidental contact, arc flash exposure, and environmental contamination of sensitive electronics.

Recommendation: This CIP project addresses both operational reliability and workplace safety by replacing the failing laboratory air conditioning system and implementing appropriate cooling solutions for the sludge pump room PLC I/O panel. These improvements will help maintain required laboratory environmental conditions, protect critical control equipment from heat-related damage, eliminate unsafe operating practices, and reduce the risk of unplanned downtime or emergency expenditures. Proactive replacement and system upgrades will support regulatory compliance, improve equipment longevity, and ensure safe and reliable facility operations.

7120-Utilities Wastewater AZPDES Permit Renewal

Background : ADPDES permit is required to be renewed every 5 five years. IT is due April of 2027 which following best practices we need to start this in December 2026. There is a cost for engineering services related to the amount of technical documentation required for a renewal of this permit.

Analysis:

Recommendation:

7120-Utilities-Wastewater Communication Devices

Background : Field operations regularly require staff to operate heavy equipment such as vactor trucks, backhoes, and other machinery in high-noise environments. For safety and regulatory compliance, employees wear hearing protection while performing these tasks. While this protects staff from long-term hearing damage, it significantly limits their ability to communicate effectively with one another during active operations.
Clear communication is critical for safe and efficient coordination between equipment operators, spotters, and ground personnel. Currently, staff rely on hand signals or two-way radios to communicate. Hand signals can be difficult to see depending on positioning, visibility, or obstructions, and they do not allow for detailed communication. Two-way radios have also proven ineffective in these environments due to background noise, the need to press buttons to transmit, and difficulty hearing messages while wearing hearing protection. These limitations can lead to operational delays, reduced efficiency, and increased risk of miscommunication during complex or high-risk tasks.
To address these challenges, staff researched hands-free, full-duplex wireless intercom systems designed specifically for high-noise work environments. These systems allow team members to speak and hear each other in real time without delay, voice activation, or push-to-talk functions. The technology enables continuous, clear communication even when wearing hearing protection and operating loud equipment.

Analysis: Implementing a wireless full-duplex intercom system will significantly improve communication reliability and operational safety in high-noise environments. Dedicated units will support vactor truck operations and the camera truck, where precise coordination between crew members is essential. Additional units will be available for flagging operations and other complex field projects where distance, noise, or task complexity makes traditional communication methods ineffective.
Improved real-time communication will enhance situational awareness and coordination between crew members, reducing the risk of accidents caused by delayed or misunderstood instructions. This is particularly important when operating heavy equipment, working in confined or restricted spaces, or managing traffic control activities. The system will also improve efficiency by reducing delays associated with repeating instructions, repositioning personnel for visibility, or stopping work to clarify directions.
From an operational standpoint, the equipment provides a practical and durable communication solution tailored to field conditions. By eliminating the need for handheld radios or visual signaling, staff can maintain full attention on their assigned tasks while remaining in constant communication with the team.

Recommendation: Overall, the purchase supports workplace safety, improves operational efficiency, and provides a reliable communication solution for multiple field applications. The investment will standardize communication practices across heavy equipment operations and complex project environments, helping reduce risk while improving productivity and coordination among field crews.

7120-Utilities-Wastewater Lift Station 1 Rebuild

Background : Lift Station 1 is a critical component of the wastewater collection system serving a significant portion of the community, including major commercial corridors and high-density residential development. Due to its age, depth, and hydraulic importance within the overall system, long-term reliability is essential to maintaining uninterrupted wastewater conveyance and protecting public health and the environment. The facility was constructed in the early 1990s and has been in continuous operation since that time. While select components, such as the standby generator, have been upgraded, major mechanical and control system elements remain original and are increasingly outdated.

The pumps utilize antiquated control technology that limits operational efficiency, complicates maintenance, and increases the risk of failure. Lift Station 1 is located in a constrained area adjacent to the Cottonwood Ditch and is situated on property owned by the Grosseto family. Because of local terrain and its proximity to the ditch, the station is the deepest lift station in the system. This depth increases structural demands, complicates maintenance access, and elevates operational risk compared to other facilities.

The station pumps wastewater into a gravity transmission line that flows to Lift Station 2, making it a critical upstream component of the broader conveyance system. It serves wastewater flows originating from commercial development near the Highway 260 and State Route 89A corridors and extends service to multiple large residential areas, including Verde Village 6, 7, and 8, as well as the Five Star, Crestview, and Ridgeview neighborhoods in and around Cottonwood. These service areas represent a substantial portion of the community's wastewater load, making the station essential to system continuity.

Analysis: Due to the facility's age, operational importance, and physical constraints, a full rebuild is the most appropriate long-term strategy to ensure system reliability. Continuing to operate aging equipment increases maintenance demands, raises the likelihood of unplanned outages, and limits the ability to integrate modern monitoring, control, and energy-efficient pumping technologies.

A comprehensive rebuild would allow for:

- Replacement of outdated pumps and control systems with modern, reliable equipment
- Improved operational efficiency and monitoring capabilities
- Enhanced structural and site resiliency given the station's depth and proximity to surface water infrastructure
- Reduced maintenance costs and risk of emergency repairs
- Long-term protection of downstream conveyance capacity and treatment operations

Because Lift Station 1 conveys wastewater from large commercial and residential areas, its performance directly affects system-wide reliability. Failure could result in service disruptions, potential overflows, regulatory compliance issues, and significant emergency repair costs. Proactive replacement planning supports asset management best practices and allows sufficient time for engineering design, permitting, property coordination, and funding preparation.

Recommendation: The proposed project schedule reflects this long-range planning approach, with design anticipated to begin in FY29 and construction targeted for FY30. Establishing the project in the Capital Improvement Program now provides the necessary financial planning horizon and ensures the City can address this critical infrastructure need before major failures occur.

Overall, the Lift Station 1 rebuild is a strategic infrastructure investment that supports system reliability, regulatory compliance, continued service to key commercial and residential growth areas. It represents a proactive approach to managing aging assets and maintaining dependable wastewater conveyance for the community.

7120-Utilities-Wastewater Porta-Gantry Confined Space Lift

Background :
Wastewater operations require routine entry into confined spaces, including manholes, lift station wet wells, dry vaults, and various areas within the treatment plant. These environments present inherent safety risks and require specialized equipment to ensure safe access, rescue capability, and regulatory compliance.

Analysis: Currently, staff utilize a single-person tripod confined space entry system. While the tripod functions effectively for standard manhole entry—where the spread of the tripod legs can be evenly positioned around a circular opening—it is not suitable for several lift station wet wells. Many of these wet wells have elongated or multi-hatch configurations that prevent all access points from being opened simultaneously because the tripod cannot span the full width of the structure. This limits operational flexibility, restricts safe positioning, and can complicate both entry and equipment handling.
The proposed Porta-Gantry System addresses these operational and safety limitations. Unlike the existing tripod, the gantry can span the entire width of lift station wet wells, allowing full hatch access and improved positioning over rectangular or extended openings. The system also supports two-person entry and enables tools or equipment to be lowered and raised alongside personnel. This significantly reduces the need for manual lifting of heavy components through confined openings, lowering the risk of injury and improving efficiency during maintenance and repair activities. Additionally, the gantry provides a controlled means to hoist pumps, parts, and other equipment from wet wells, improving ergonomics and reducing physical strain on operators.
From a safety and compliance perspective, the Porta-Gantry System provides enhanced fall protection, rescue capability, and controlled lifting consistent with confined space entry best practices. The equipment supports compliance with applicable standards established by the Occupational Safety and Health Administration and the American National Standards Institute. Implementing equipment designed for these conditions also aligns with internal risk management and safety program requirements by reducing exposure to hazards associated with manual handling, limited access openings, and constrained rescue options.

Recommendation: Overall, the purchase of a Porta-Gantry System will improve worker safety, expand operational capability at lift stations, and provide a more versatile and compliant confined space entry solution. The investment supports both regulatory compliance and long-term risk reduction while improving efficiency in maintenance and repair activities throughout the wastewater system.

7120-Utilities-Wastewater Sludge Room PLC

Background : The PLC located on the ground level of the centrifuge building was originally installed with the centrifuges circa 1990–1992. Both staff and the system integrator have experienced operational issues with this unit over time. Further research has confirmed that the PLC is extremely outdated and no longer supported by the manufacturer, making maintenance, troubleshooting, and replacement parts increasingly difficult or impossible to obtain. In addition, our integrator is no longer able to obtain or recover a copy of the control program, which significantly increases operational risk in the event of failure.

Analysis: This PLC is critical to plant operations, as it manages the polymer dosing system and sludge pump system by communicating through the Main PLC to the remote I/O located in the sludge pump room. This control infrastructure is essential for proper centrifuge operation and the processing of biosolids. Failure of this PLC would interrupt biosolids handling operations, which could lead to treatment disruptions and potential regulatory compliance violations.

Recommendation: Replacing this obsolete PLC is necessary to maintain reliable biosolids processing, reduce the risk of unplanned downtime, and ensure continued regulatory compliance. This project aligns with and supports the planned Centrifuge Control Panel Upgrade that staff is requesting for execution in FY27. Coordinating these improvements will help modernize critical control infrastructure, improve system reliability, and minimize future operational risk.

7120-Utilities-Wastewater UV System Replacement Components'

Background : The wastewater treatment plant's UV disinfection system requires periodic replacement of critical components to ensure consistent and effective operation. UV lamps must be replaced based on operating hours, and associated equipment such as ballasts and the UVT sensor require replacement according to manufacturer-recommended service intervals to maintain proper disinfection dosage. These components are essential for delivering the required ultraviolet intensity and accurately monitoring treatment performance. As equipment ages, output efficiency declines and monitoring accuracy can be compromised, increasing the risk of inadequate disinfection.
In addition to routine consumable components, several UV lift motors have failed and require replacement. While lift motors are not typically considered consumable items, their failure can prevent proper positioning, maintenance, or operation of the UV equipment. Replacing failed units and maintaining a backup motor in inventory will help minimize operational downtime and allow for timely response to unexpected failures.

Analysis: The UV disinfection system represents the final treatment process prior to effluent discharge and is required for regulatory compliance. Proper system performance is critical to meeting permitted disinfection standards. Failure to maintain adequate UV dosage or monitoring capability could result in permit violations, potential fines, and increased regulatory scrutiny.

Recommendation: This CIP project supports proactive asset management by replacing aging and failed components, maintaining system reliability, and ensuring uninterrupted compliance with regulatory requirements. Planned replacement of these critical elements will reduce the risk of emergency repairs, prevent treatment disruptions, and protect the facility's ability to consistently meet disinfection performance standards.

7X20 - Utilities-Water/Wastewater Used Tractor with Gannon

Background :
Wastewater operations currently rely on an aging backhoe to move biosolids 40-yard dumpsters into position beneath the centrifuge discharge chute. When filled, these containers weigh several tons and must be repositioned safely and precisely to maintain continuous processing operations.
Historically, the Wastewater Division used an older tractor for this task. When that unit became unreliable, the division began using the Water Division's previous backhoe after it was replaced through an equipment upgrade.
The transferred backhoe has now reached the end of its useful service life. It requires frequent maintenance, experiences recurring breakdowns, and is unavailable for service more often than it is operational. This creates operational inefficiencies and increases the risk of disruptions to biosolids handling activities. Equipment downtime can delay container change-outs, slow processing, and place additional strain on staff who must work around equipment limitations.
In addition to supporting wastewater operations, the backhoe is also used by water staff to load plant materials into dump trucks. This shared reliance further increases equipment demand and highlights the need for reliable replacement equipment capable of supporting both divisions.
Staff have identified a tractor equipped with a Gannon box scraper attachment as a suitable replacement that would meet operational needs while expanding functional capability. Both the Water and Wastewater Divisions routinely perform grading and leveling activities for site maintenance, access roads, and work areas. Currently, these tasks require renting a Gannon attachment or coordinating with Public Works to borrow one, which can create scheduling conflicts, delays, and additional costs.

Analysis: Purchasing a tractor with a Gannon attachment will provide reliable equipment to support critical wastewater processing operations while also improving efficiency for shared plant maintenance activities. A dedicated, dependable machine will ensure biosolids dumpsters can be safely and consistently positioned, reducing operational interruptions and minimizing reliance on equipment that is prone to failure.
Replacing the aging backhoe will also reduce maintenance costs, staff downtime, and the operational risks associated with equipment breakdowns. The current equipment's declining reliability increases the likelihood of unplanned repairs, emergency workarounds, and potential impacts to treatment plant productivity.
The addition of a Gannon attachment will provide in-house grading and leveling capability for both divisions, eliminating the need to rent equipment or coordinate borrowing from other departments. This will improve scheduling flexibility, reduce rental expenses, and allow staff to respond more quickly to routine maintenance and site improvement needs. Having dedicated grading equipment available will also support better site conditions, safer work areas, and improved overall facility upkeep.
Because the equipment will serve both Water and Wastewater operations, the purchase represents a shared operational benefit and improved resource efficiency across departments. The tractor will support multiple critical functions, including biosolids handling, material loading, and routine grading activities, making it a versatile and cost-effective capital investment.

Recommendation: Overall, replacing the failing backhoe with a tractor equipped with a Gannon attachment will improve reliability, reduce long-term operating costs, enhance operational efficiency, and provide expanded maintenance capability for both divisions. The investment supports continued plant operations, improves equipment availability, and reduces dependence on rented or borrowed equipment.

7X20 - Water/Wastewater Utilities Split - Crane Truck

Background : The current crane truck that the wastewater division has is over 15 years old and has been repaired numerous times. It is not capable of safely pulling a pump from Lift Station 4 due to the limited lifting capacity. The new Lift Station 2 is as deep and has similar sized pumps as LS 4 staff is concerned that our current crane truck will be limited here as well.

The crane truck is also utilized for the water division and electricians when lifting large pump control skids, BoosterPaq pumps and control panels and motors.

The current crane truck cannot be upgraded with a heavier crane as it was not built for it. Staff plans on selling the current truck as one unit.

Analysis: If staff is unable to pull pumps, we then have to outsource the cranes services to a third party. The third party may not be immediately available without a prior appointment, this can lead to delays which could adversely affect public health and safety.

Recommendation: Purchase a new crane truck capable of reaching 30 ft with 1000 feet of cabling and an 8600 lb. or better lifting capacity.

7X20 - Water/Wastewater Utilities Split - Storage Building

Background : Utilities has large amounts of equipment, both mechanical and electrical which needs to be in a climate-controlled environment. Long lead times have required us to procure more equipment to have it on hand in case of failure. Waiting sometimes over a year for a piece of equipment is not conducive to protecting public health and maintaining the quality of the drinking water. The city owns land behind the Mingus Treatment Plant that would be large enough for the storage building we are looking to erect. This building would house the electricians, pumps, motors control centers, pipe, fittings, specialty vehicles, and have a spot for maintenance of large equipment.

Analysis: The current lack of environmentally controlled storage prevents us from purchasing essential long-lead items as they deteriorate rapidly when exposed to the elements. Wastewater is in need of indoor storage for the Vac truck and Camera van.

Recommendation: Construct new building on City owned property behind Mingus WWTP.

Summary Budget

	Request	Budget
Clerk - 01-1010	$ 76,235.00	$ -
IT -01-1220	$ 199,490.00	$ 199,490.00
Court -01-1310 - Court Enhancer	$ 147,000.00	$ 147,000.00
CD-1400	$ 193,335.00	$ 193,335.00
Eng - 1410	$ 50,000.00	$ 50,000.00
Maint - 1610	$ 228,000.00	$ 228,000.00
PD - 2000	$ 2,299,025.00	$ 2,299,025.00
Comm - 2010	$ 15,000.00	$ 15,000.00
AC - 2200	$ 60,000.00	$ 60,000.00
FD - 2100	$ 1,745,000.00	$ 720,000.00
P&R - 4100	$ 2,303,000.00	$ 840,000.00
Rec - 4110	$ 260,000.00	$ 260,000.00
General Fund	$ 7,576,085.00	$ 5,011,850.00
Lib - 4000	$ 320,000.00	$ 170,000.00
Airport - 1500	$ 99,160.00	$ 5,160.00
Grant - 1500 & 1800	$ 4,627,465.00	$ 4,627,465.00
Transit - 1520	$ 1,060,540.00	$ 1,060,540.00
HURF - 3100	$ 341,000.00	$ 331,000.00
HURF - 3110	$ 8,124,595.00	$ 4,227,000.00
CIP - 1800	$ 18,363,720.00	$ 17,410,000.00
Special Revenue Funds	$ 32,936,480.00	$ 27,831,165.00
Water-7020	$ 20,105,790.00	$ 19,605,790.00
Wastewater-7120	$ 10,695,000.00	$ 10,117,000.00
Enterprise Funds	$ 30,800,790.00	$ 29,722,790.00
	$ 71,313,355.00	$ 62,565,805.00

Proposal	Description	FY 2027 Requested	FY 2027 Budgeted
General Fund			
1010 - SWAGIT Audio & Video Recording Software & Management	Council Filming and agenda Management	$ 76,235	
1220 - IT - Police Department - Mobile Digital Communicator (MDC) Replacements		$ 45,000	$ 45,000
1220 - IT - Replace Network Switches		$ 36,000	$ 36,000
1220 - IT - Server Refresh: Lease & Maintenance		$ 110,290	$ 110,290
1220 - IT Department - Printers		$ 8,200	$ 8,200
1310 - Municipal Court Building - Painting, Security and AV Upgrades, and Recording Syste	Building Maintenance (Exterior & Interior Painting & Flooring)	$ 147,000	$ 147,000
1400 - Community Development - Architectural Services SB1529 Plans		$ 100,000	$ 100,000
1400 - Community Development - Historic Preservation Grant Funding		$ 43,335	$ 43,335
1400 - Community Development - Enterprise Vehicle Replace Old	Enterprise Leasing - Engineering - Vehicle Replacement	$ 50,000	$ 50,000
1410 - Engineering - Vehicle Replacement Enterprise Lease Truck [New Project]	Enterprise Leasing - Engineering - Vehicle Replacement	$ 50,000	$ 50,000
1610 - Maintenance - 1-Ton Dump Truck		$ 80,000	$ 80,000
1610 - Maintenance - Elastomeric sprayer	Elastomeric Sprayer	$ 9,000	$ 9,000
1610 - Maintenance - New Vehicle (Truck) Enterprise 2025	Maintenance - New Vehicle - Enterprise	$ 65,000	$ 65,000
1610 - Maintenance - Rough cut pest protection	Pest protection: window replacement and building seal by 2 s	$ 60,000	$ 60,000
1610 - Maintenance - Side by side replacement	Replace old side by side that requires a lot of repairs	$ 14,000	$ 14,000
2000 - Police Department - Carryover - Enterprise Lease Vehicle	FY 2026 1 Vehicle, Fy 2029 1/2 fleet replacement, FY 2030 1/2	$ 172,000	$ 172,000
2000 - Police Department - Carryover -Bathroom Remodels		$ 140,000	$ 140,000
2000 - Police Department - Crisis Negotiations Throw Phone System		$ 45,000	$ 45,000
2000 - Police Department - Pistol Mounted Optics & Duty Handgun Replacement		$ 85,000	$ 85,000
2000 - Police Department - Various Grants		$ 1,857,025	$ 1,857,025
2010 - Communications - Update the Flooring (Carryover)		$ 15,000	$ 15,000
2200 - Animal Control Grant - Spay/Neuter Grant & Equipment	Spay/Neuter Grant & Equipment	$ 60,000	$ 60,000
2100 - Cardiac Monitors	Cardiac monitor replacement is currently needed due to age c	$ 70,000	$ 70,000
2100 - CoC/FD Emergency Operations Center Updates/Upgrades	Continued description from the original request.	$ 12,000	$ 12,000
2100 - E411 Upgrade	E411 needs to be repurposed for operations as a "Ladder Ten	$ 45,000	$ 45,000
2100 - FD Drone Program	The FD needs to establish an effective drone program to supp	$ 25,000	$ -
2100 - FD Security for Senior Admin Area	Need to provide a safe and secure area for the Senior Admin.	$ 75,000	$ 25,000
2100 - FD St. 41 Facilities Update	Renovations and updates for Fire Station 41, 191 S. 6th St. Cot	$ 50,000	$ 50,000
2100 - FD Strategic Plan Development	We are currently completing the Standards of Coverage docur	$ 150,000	$ -
2100 - New Type 1 Engine	New Type 1 Engine will be necessary for the building and oper	$ 300,000	$ -
2100 - SCBA Replacement	Required replacement of current operational SCBAs in FY 29. T	$ 140,000	$ 140,000
2100 - Type 3 Engine	Currently CFD has an outdated and semi-operational Type 6 e	$ 250,000	$ -
2100 - Type 6 Engine - Brush Truck	The current Type 6 engine, (brush truck), is 10 years beyond s	$ 250,000	$ -
2100 - Various Grant Expenditures		$ 262,000	$ 262,000
2100-FD WINS Radios	Fire Dept. WINS Radio System, (hand-held, mobile apparatus I	$ 116,000	$ 116,000
4100 - Cottonwood Community Clubhouse	Purchase New Projector	$ 10,000	$ 10,000
4100 - P & R - Moving the Dog Park	Move Dog Park	$ 30,000	
4100 - P & R - Riverfront Trail Loop Phase II Construction (Carryover)	Riverfront Trail Loop Phase II	$ 210,000	$ 210,000
4100 - P&R - Parks Master Plan and future implementation/facilities	Money to implement Council's direction on a Riverfront P&R M	$ 250,000	$ 250,000
4100 - P&R - Trail Planning, Development & Construction	Swell crossing. The best approach may be to see if we can talk	$ 1,000,000	
4100 - P&R - Trail Planning, Development & Construction	Design of the Mail Trail connecting Mingus Ave to Old Town	$ 25,000	
4100 - Riverfront Park Improvements	Relocate and Upgrade Swing Set	$ 15,000	$ 15,000
4100 - Riverfront Park Improvements	Upgrade Volleyball Net System	$ 5,000	$ 5,000
4100 - Skate Park Upgrades	Design and Develop unfinished section of Skate Park	$ 100,000	
4100 - Skate Park Upgrades	Paint and Finish Skate Park Surface	$ 30,000	$ 30,000
4100 - Softball Fields CIP	Fence Safety Cap Replacement	$ 5,000	$ 5,000
4100 - Softball Fields CIP	Field Rake Machine	$ 40,000	$ 40,000
4100 - Youth Fields CIP	Installation of Removable Bollards	$ 5,000	$ 5,000
4100 - Youth Fields CIP	Replace Yellow Safety Cap on Fencing	$ 5,000	$ 5,000
4100- Kids Park Improvements	Ramada Gutter Installation - Kids Park	$ 15,000	$ 15,000
4100- Kids Park Improvements	Field Lighting	$ 250,000	$ 250,000
4100- Old Town Activity Park Improvements	Old Town Activity Park - Portable Event Stage	$ 28,000	
4100- Old Town Activity Park Improvements	Old Town Activity Plan Design	$ 250,000	
4100- Park Wide Arborist for Tree Maintenance	Park Wide Arborist for Tree Maintenance	$ 30,000	
4110 - Equipment Replacements	Pool Motors	$ 12,000	$ 12,000
4110 - Equipment Replacements	UV Disinfection System Replacement	$ 50,000	$ 50,000
4110 - Equipment Replacements	Pool Heater Replacement	$ 13,000	$ 13,000
4110 - Equipment Replacements	Pool Valve Replacement - Recreation Center	$ 10,000	$ 10,000
4110 - Equipment Replacements	Chlorination System Conversion	$ 15,000	$ 15,000
4110 - Equipment Replacements	Gymnasium Hoop Motor & Control Replacement	$ 25,000	$ 25,000
4110 - Facility Improvements	Slide Staircase Refurbishment - Recreation Center	$ 35,000	$ 35,000
4110 - Recreation Center HVAC CIP	HVAC Replacements - Recreation Center	$ 50,000	$ 50,000
4110 - Recreation Center HVAC CIP	HVAC Roll Over For Pool Area	$ 50,000	$ 50,000
		$ 7,576,085	$ 5,011,850

Proposal	Description	FY 2027 Requested	FY 2027 Budgeted
Special Revenue Funds			
4000 - Library - Facility Improvements		$ 20,000	$ 20,000
4000 - Library - Facility Improvements		$ 20,000	
4000 - Library - Library Master Plan	Library Master Plan	$ 100,000	
4000 - Library - Paint Exterior of Building - FY 2026	Paint Exterior of Building	$ 65,000	$ 65,000
4000 - Library - Purchase of Privacy Pods		$ 30,000	
4000 - Library HVAC Replacement		$ 50,000	$ 50,000
4000 - Library Restroom Updates (Carryover)		$ 35,000	$ 35,000
1500 - Airport Emergency Generator	Airport Emergency Generator in Electrical Vault for Runway Li	$ 60,000	$ -
1500 - Airport Pavement Preservation (Slurry Seal)		$ 16,000	$ -
1500 - Airport Pull Behind Sweeper (TracSweep FBR-8)	Pull behind sweeper	$ 18,000	$ -
1500 - Airport Storage Room Door	Storage Room Roller Door	$ 5,160	$ 5,160
1520 - Transit - 5339 Money - Buses or Other Capital	5339 Grant Funds - Buses or Other Capital	$ 1,060,540	$ 1,060,540
3100 - Street Maintenance - 10 Wheel Dump Truck		$ 260,000	$ 260,000
3100 - Street Maintenance - New Vehicle with Utility Bed (Truck)		$ 71,000	$ 71,000
3100 - Street Maintenance- New Equipment: Snow Plow Attachement		$ 10,000	
3110 - Street Maintenance - Water Truck replacement 2026	Increased from 160,000 to 190,000 for inflation.	$ 190,000	$ 190,000
3110 - Street Construction - Pavement Preservation		$ 1,000,000	
3110 - Street Construction - N. Main St. Sidewalk Extension [New Project]	$152k FY 27	$ 152,000	$ 152,000
3110 - Street Construction - Fir St at Camino Real Intersection Improvements [New Projec	Fir Street at Camino Real Intersection Improvements	$ 175,000	$ 175,000
3110 - Street Construction - Local Streets Reconstruction [Carryover]	Design FY 25 & Construction split between FY 26 & FY 27	$ 1,200,000	$ 1,200,000
3110 - Street Construction - Mingus Ave at 6th St Intersection Improvements [New Projec		$ 175,000	$ 175,000
3110 - Street Construction - Pavement Condition Assessment [New Project]		$ 30,000	$ 30,000
3110 - Street Construction - Riverfront Park Ramada Parking Lot [New Project]	Riverfront Ramada Parking Lot Design and Construction	$ 750,000	$ 750,000
3110 - Street Construction - Rocking Chair Ranch Road Pavement Rehabilitation		$ 950,000	$ 950,000
3110 - Street Construction - Mingus Avenue Pavement Rehabilitation [New Project]		$ 2,750,000	
3110 - Street Construction - Sidewalks - New and Replacements [Carryover]		$ 712,595	$ 565,000
3110 - Street Construction - 6th Street Pavement Rehabilitation [Carryover]		$ 40,000	$ 40,000
11-1500 - AIRPORT GRANTS	Obstruction Mitigation - FY 2026-27 - State Grant Phase I $45(	$ 400,000	$ 400,000
11-1500 - AIRPORT GRANTS	Visual Guidance - FY 27 27-04 Upgrade 14/32 Papi/Reil/Guida	$ 100,000	$ 100,000
11-1500 - AIRPORT GRANTS	FY 2027 - 27-01 Drainage Improvements - $ 1,000,000 - Federa	$ 2,000,000	$ 2,000,000
11-1500 - AIRPORT GRANTS	Wildlife Hazard Planning 27-03 - $20,000 Fed, St, Local, Planni	$ 20,000	$ 20,000
11-3110 - 279 Design/Environmental - Build Grant	Build Grant	$ 2,107,465	$ 2,107,465
30-1800 - Capital Improvements Fund - Old Town Master Plan		$ 210,000	$ 210,000
30-2100 - Fire Station(s)	Currently pursuing a federal grant for 1-4 million. Will require	$ 750,000	
30-1800 - Capital Improvements - Building/Land Purchase City Hall & Council Chambers		$ 15,000,000	$ 15,000,000
30-1800 - Design and Remodel Riverfront Council Chambers		$ 2,000,000	$ 2,000,000
30-4XXX - Janitorial Services Internal Switch	Janitorial Services Internal	$ 60,000	
30 -2X00 - Police Department - Public Safety Complex Improvements		$ 143,720	
30-2300 - Street Construction - Flood Control Projects [New Project]	Flood Control Projects	$ 200,000	$ 200,000
		$ 32,936,480	$ 27,831,165

Proposal	Description	FY 2027 Requested	FY 2027 Budgeted
Enterprise Funds			
50-7000 - Reserves - Resource Development Fund, Water Advisory, Adjudication and Cons		$ 3,926,000	$ 3,926,000
50-7000 - Reserves - Resource Development Fund, Water Advisory, Adjudication and Cons		$ 677,360	$ 677,360
50-7000 - Reserves - Resource Development Fund, Water Advisory, Adjudication and Cons		$ 400,000	$ 400,000
50-7000 - Reserves - Resource Development Fund, Water Advisory, Adjudication and Cons		$ 243,000	$ 243,000
7000 - Resource Development Funds - Wastewater Complete Phase 1-Start Phase 2	DPR Phase 2 includes Bench Scale Testing Carbon Train, Bench	$ 100,000	$ 100,000
7000 - Resource Development Funds - Wastewater Construction- PFAS Mitigation at Ming	FY 26 Pilot Study will be complete in FY 25 . Design and engine	$ 900,000	$ 900,000
7010 - Maintenance - Utility Building Roof Repair		$ 22,000	$ 22,000
7020 - Water Construction - 3/4 Ton Utility Bed Trucks and Pickup Trucks	Enterprise 3/4 Ton Utility Bed Trucks and Pickup Trucks	$ 300,000	$ 300,000
7020 - Water Construction - Arc Flash Gear		$ 5,500	$ 5,500
7020 - Water Construction - Arsenic Systems for Well sites	Arsenic Systems for Well Sites	$ 3,750,000	$ 3,750,000
7020 - Water Construction - Fire Hydrant Improvements		$ 20,000	$ 20,000
7020 - Water Construction - Kid's Park Well Development	Kids Park Well Development	$ 500,000	$ 500,000
7020 - Water Construction - LCR Program Management		$ 20,000	$ 20,000
7020 - Water Construction - Line Replacements	Carryover FY24: Behind old Circle K Job.	$ 2,500,000	$ 2,500,000
7020 - Water Construction - Water SCADA Equipment/Design/Construction/Engineering		$ 1,500,000	$ 1,500,000
7020 - Water Construction - Well Booster Stations	CARRYOVER FY23: Purchase and install booster packs for well	$ 300,000	$ 300,000
7020 - Water Construction - Well Improvements		$ 900,000	$ 900,000
7020 - Water Construction- Hwy 260 System Upgrades		$ 2,093,430	$ 2,093,430
7020 - Water Construction New Generators	Ordered 2 generators for FY 25 in January 2025- no productio	$ 364,000	$ 364,000
7020 - Water Construction- New Well (Verde Santa Fe)		$ 524,000	$ 524,000
7020 - Water Construction- PRV's		$ 200,000	$ 200,000
7020 - Water Operations - Computers-Tablets-GIS Equipment	FY24: Purchase of up to 20 tablets including electrician's table	$ 25,000	$ 25,000
7020- Utilities -Water- Telehandler/Forklift	Telehandler/Forklift	$ 180,000	$ 180,000
7020-Utilities Office Copier	FY 27 New copier for 111 N Main Street	$ 15,000	$ 15,000
7020-Utilities -Water-Safeguard Arsenic Field Testing Equipment	Water - Safeguard Arsenic Field Testing Equipment	$ 60,500	$ 60,500
7020-Utilities-Water Chemical Pumps	FY27 Purchase new chemical feed pumps for well sites. Appro	$ 40,000	$ 40,000
7020-Utilities-Water -Jumping Jack/Tamper	FY 27 two new jumping jack/tampers	$ 10,000	$ 10,000
7X20 - Utilities-Water/Wastewater Used Tractor with Gannon	FY27 -Tractor with Gannon-Split with WW	$ 30,000	$ 30,000
7X20 - Water/Wastewater Utilities Split - Storage Building		$ 500,000	
		$ 20,105,790	$ 19,605,790
7120 - Wastewater Construction - Blower/Aerations Improvements at Mingus WWTP		$ 8,065,000	$ 8,065,000
7120 - Wastewater Construction - Sewer Line M & R		$ 250,000	$ 250,000
7120 - Wastewater Construction - Two New 3/4 ton 4x4 Trucks with Utility Bed - Enterpris	Enterprise Vehicle	$ 60,000	$ 60,000
7120 - Wastewater Construction- Centrifuge	Centrifuge	$ 435,000	$ 435,000
7120 - Wastewater Construction- Irrigation Vault Rehab		$ 350,000	$ 307,000
7120 - Wastewater Construction- Lift Station 3 Rehab		$ 200,000	$ 200,000
7120 - Wastewater Construction -Mixers, Pumps, Motor and Meters		$ 158,000	$ 158,000
7120-Utilities- Wastewater Air Conditioner Units	FY 27 -Replace Lab Air Conditioner $ 25,000 and add Air Handl	$ 35,000	$ 35,000
7120-Utilities Wastewater AZPDES Permit Renewal	AZPDES Renewal includes cost from ADEQ and Engineering se	$ 125,000	$ 125,000
7120-Utilities-Wastewater Communication Devices	FY 27 -Communication Devices	$ 7,000	$ 7,000
7120-Utilities-Wastewater Porta-Gantry Confined Space Lift	FY 27 Porta-Gantry Confined Space Lift Kit	$ 30,000	$ 30,000
7120-Utilities-Wastewater Sludge Room PLC	FY 27 replace the Sludge Pump Room -PLC	$ 350,000	$ 350,000
7120-Utilities-Wastewater UV System Replacement Components'	FY27 -Replacement lamps, ballasts, UVT Sensor and lift motor	$ 65,000	$ 65,000
7X20 - Water/Wastewater Utilities Split - Storage Building		$ 535,000	
7X20 - Utilities-Water/Wastewater Used Tractor with Gannon	FY27 Tractor with Gannon -Split with WTR	$ 30,000	$ 30,000
		$ 10,695,000	$ 10,117,000
		$ 71,313,355	$ 62,565,805

Proposal	Worksheet	Description	FY 2028 Proposed	FY 2029 Proposed	FY 2030 Proposed	FY 2031 Proposed	FY 2032 Proposed
1010 - SWAGIT Audio & Video Recording Software & Managemer	Swagit	Council Filming and agenda Manager	$ -	$ -	$ -	$ -	$ -
1200 - Finance Department -ERP Replacement - FY 2029	1200 - Finance Department	Upgrade ERP System	$ -	$ -	$ 450,000	$ -	$ -
1220 - IT - Police Department - Mobile Digital Communicator (MD	IT - Police Department - MDC Replacement		$ 45,000	$ 50,000	$ 55,000	$ 60,000	$ 60,000
1220 - IT - Public Safety - Surveillance System Replacement	IT - Public Safety - Surveillance System Replacement		$ -	$ -	$ -	$ -	$ -
1220 - IT - Radios for Fire and Police Department	New Worksheet 1		$ 90,000	$ 100,000	$ 100,000	$ 100,000	$ 100,000
1220 - IT - Replace Network Switches	IT - Replace Network Switches		$ 36,000	$ 36,000	$ 36,000	$ 36,000	$ 36,000
1220 - IT - Server Refresh: Lease & Maintenance	Server Lease & Maintenance - Annual		$ 65,000	$ 75,000	$ 75,000	$ 75,000	$ -
1220 - IT Department - Printers	Public Works		$ -	$ -	$ -	$ -	$ -
1220 - IT Department - Printers	Court		$ -	$ -	$ -	$ -	$ -
1220 - IT Department - Printers	Library YS		$ -	$ -	$ -	$ -	$ -
1221 - IT Department - Printers	Recreation Center		$ -	$ -	$ -	$ -	$ -
1222 - IT Department - Printers	Fire		$ -	$ -	$ -	$ -	$ -
1223 - IT Department - Printers	IT		$ -	$ -	$ -	$ -	$ -
1220 - Police Department - Radio Upgrades	Police Department - Radios	Police Radio Upgrades - Equipment?	$ -	$ -	$ -	$ -	$ -
1310 - Municipal Court Building - Painting & Flooring	01-1310-8000040 - Municipal Court Building - Painting & Fl	Building Maintenance (Exterior & Int	$ 39,000	$ 35,000	$ -	$ -	$ -
1400 - Community Development - Architectural Services SB1529 I	Architectural Services		$ -	$ -	$ -	$ -	$ -
1400 - Community Development - Historic Preservation Grant Fur	Community Development - Historic Preservatin Grant Fundi		$ 43,335	$ 43,335	$ 43,335	$ 43,335	$ 43,335
1410 - Engineering - Vehicle Replacement Enterprise Lease Truck	Engineering - Vehicle Replacement Enterprise Lease Truck [I	Enterprise Leasing - Engineering - Vel	$ -	$ -	$ -	$ -	$ -
1500 - Airport Emergency Generator	Airport Emergency Generator	Airport Emergency Generator in Elect	$ -	$ -	$ -	$ -	$ -
1500 - Airport Pavement Preservation (Slurry Seal)	05-1500-800310 Airport Pavement Preservation (Slurry Sea		$ -	$ -	$ -	$ -	$ -
1500 - Airport Pull Behind Sweeper (TracSweep FBR-8)	TracSweep FBR-8	Pull behind sweeper	$ -	$ -	$ -	$ -	$ -
1500 - Airport Storage Room Door	Airport Storage Room Door	Storage Room Roller Door	$ -	$ -	$ -	$ -	$ -
1520 - Transit - 5339 Money - Buses or Other Capital	5339 Monies - Buses or Other Capital	5339 Grant Funds - Buses or Other Ca	$ -	$ -	$ -	$ -	$ -
1610 - Maintenance - 1-Ton Dump Truck	Maintenance - 1-Ton Dump Truck		$ -	$ -	$ -	$ -	$ -
1610 - Maintenance - Elastomeric sprayer	Maintenance - Elastomeric sprayer	Elastomeric Sprayer	$ -	$ -	$ -	$ -	$ -
1610 - Maintenance - New Vehicle (Truck) Enterprise 2025	1610 Maintenance - New Vehicle	Maintenance - New Vehicle	$ 65,000	$ 65,000	$ 65,000	$ 65,000	$ 65,000
1610 - Maintenance - Rough cut pest protection	1610 - Maintenance - Rough cut pest protection	Pest protection: window replacemen	$ -	$ -	$ -	$ -	$ -
1610 - Maintenance - Side by side replacement	Maintenance - Side by side replacement	Replace old side by side that requires	$ -	$ -	$ -	$ -	$ -
1610 - Maintenance - UPS Battery & Capacitor and fan replaceme	2010- Maintenance UPS Battery Replacement at Communic	Last Replaced May & November 202	$ -	$ -	$ -	$ 30,000	$ 60,000
1800 - CDBG Grant Funds - FY 2023, 27, 31	CDBG - Grant Funds		$ -	$ -	$ -	$ 450,000	$ -
2000 - Police Department - Carryover - Enterprise Lease Vehicle	Police Department - Vehicle	FY 2026 1 Vehicle, Fy 2029 1/2 fleet r	$ 172,000	$ 1,500,000	$ 1,500,000	$ -	$ -
2000 - Police Department - Carryover -Bathroom Remodels	Bathroom Remodel		$ -	$ -	$ -	$ -	$ -
2000 - Police Department - Crisis Negotiations Throw Phone Syst	Capital Improvements		$ -	$ -	$ -	$ -	$ -
2000 - Police Department - Evidence Building	Police Department - Evidence Building		$ 500,000	$ 5,720,000	$ -	$ -	$ -
2000 - Police Department - Fencing and Cameras for Evidence Lot	Capital Improvements		$ -	$ -	$ -	$ -	$ -
2000 - Police Department - Fencing and Cameras for Evidence Lot	Capital Improvements		$ -	$ -	$ -	$ -	$ -
2000 - Police Department - Pistol Mounted Optics & Duty Handgu	Capital Improvements		$ -	$ -	$ -	$ -	$ -
2000 - Police Department - Various Grants	Police Grant Expenses - Various		$ -	$ -	$ -	$ -	$ -
2010 - Communications - Update the Flooring (Carryover)	Communications - Flooring		$ -	$ -	$ -	$ -	$ -
2100 - Cardiac Monitors	Cardiac Monitors	Cardiac monitor replacement is curre	$ 142,000	$ 216,000	$ -	$ -	$ -
2100 - CoC/FD Emergency Operations Center Updates/Upgrades	City of Cottonwood Emergency Operations Center	Continued description from the origi	$ 12,000	$ 12,000	$ 12,000	$ 24,000	$ -
2100 - E411 Upgrade	E411 01-2100-0000-8000040 Upgrades to Extend Operation	E411 needs to be repurposed for ope	$ -	$ -	$ -	$ -	$ -
2100 - FD Drone Program	2100-FD Drone Program	The FD needs to establish an effectiv	$ 55,000	$ 85,000	$ 115,000	$ 145,000	$ 145,000
2100 - FD Security for Senior Admin Area	2100 - Fire Department Security for Senior Admin Area	Need to provide a safe and secure ar	$ 75,000	$ -	$ -	$ -	$ -
2100 - FD St. 41 Facilities Update	2100 - Fire Department Facilities Updates	Renovations and updates for Fire Sta	$ 55,000	$ 60,000	$ 65,000	$ 70,000	$ 50,000
2100 - FD Strategic Plan Development	FD Strategic Plan	We are currently completing the Star	$ -	$ -	$ -	$ -	$ -
2100 - New Type 1 Engine	New Type 1 Engine	New Type 1 Engine will be necessary	$ 310,000	$ 320,000	$ 340,000	$ -	$ -
2100 - SCBA Replacement	Fire & Medical - SCBA Replacement	Required replacement of current ope	$ 170,000	$ -	$ -	$ -	$ -
2100 - Type 3 Engine	Type 3 Brush Engine	Currently CFD has an outdated and s	$ 250,000	$ 260,000	$ 270,000	$ -	$ -
2100 - Type 6 Engine - Brush Truck	Fire Department Type 6 Engine	The current Type 6 engine, (brush tru	$ -	$ -	$ -	$ -	$ -
2100 - Various Grant Expenditures	Fire & Medical - Various Grant Expenditures		$ 275,000	$ -	$ -	$ -	$ -
2100-FD WINS Radios	FD WINS Radios	Fire Dept. WINS Radio System, (hand	$ 118,000	$ 120,000	$ -	$ -	$ -
2X00 - Police Department - Public Safety Complex Improvements	PubliC Safety Complex Improvement		$ 1,197,640	$ -	$ -	$ -	$ -
4100 - Cottonwood Community Clubhouse	4100 - Purchase of New Projector		$ -	$ -	$ -	$ -	$ -
4100 - Disc Golf	4100 - Tee Pad and Basket Replacement as needed		$ -	$ -	$ -	$ 5,000	$ -
4100 - P & R - Moving the Dog Park	Relocation of the Dog Park		$ -	$ -	$ -	$ -	$ -
4100 - P & R - Old Town Corner Park	Old Town Entertainment Park		$ 250,000	$ 2,500,000	$ -	$ -	$ -
4100 - P & R - Riverfront Park Athletic Field Construction	Riverfront Park Athletic Field Construction - [carry-over]	Riverfront Park Athletic Field Constru	$ -	$ 2,500,000	$ -	$ -	$ -
4100 - P & R - Riverfront Trail Loop Phase II Construction (Carryo	Riverfront River Walk		$ -	$ -	$ -	$ -	$ -
4100 - P&R - Parks Master Plan and future implementation/facilti	Garrison Park Playground Replacement	Replace the aging playground structu	$ -	$ -	$ 350,000	$ -	$ -
4100 - P&R - Parks Master Plan and future implementation/facilti	Master Plan Implementation	Money to implement Council's direct	$ 500,000	$ -	$ -	$ -	$ -
4100 - P&R - Parks Master Plan and future implementation/facilti	Renovate Pickleball and Tennis Courts		$ -	$ -	$ -	$ -	$ -
4100 - P&R - Parks Master Plan and future implementation/facilti	Splash Pad Development	#1 Priority in 2021 P&R Master Plan	$ -	$ 1,000,000	$ -	$ -	$ -
4100 - P&R - Trail Planning, Development & Construction	Civic Trial Swell Crossing	Swell crossing. The best approach ma	$ -	$ -	$ -	$ -	$ -
4100 - P&R - Trail Planning, Development & Construction	Design and Construction funds for Blowout Wash	Though the trail is in place and staff c	$ -	$ -	$ -	$ -	$ -
4100 - P&R - Trail Planning, Development & Construction	Design fund for mail trail	Design of the Mail Trail connecting M	$ -	$ -	$ -	$ -	$ -
4100 - P&R - Trail Planning, Development & Construction	General Trail Fund	General Money for Trail funding as p	$ -	$ -	$ -	$ -	$ -

Proposal	Worksheet	Description	FY 2028 Proposed	FY 2029 Proposed	FY 2030 Proposed	FY 2031 Proposed	FY 2032 Proposed
4100 - Rebuild of Cottonwood Tennis/Pickleball Center	4100 - Rebuild Pickleball/Tennis Court's	Design of Pickle Ball Court & Tennis C	$ 600,000	$ -	$ -	$ -	$ -
4100 - Riverfront Park Improvements	4100- Relocate and Upgrade Swing set	Relocate and Upgrade Swing Set	$ -	$ -	$ -	$ -	$ -
4100 - Riverfront Park Improvements	4100- Replace 3-5 Age group play structure	Replace 3-5 Age Group play structure	$ -	$ -	$ 50,000	$ -	$ -
4100 - Riverfront Park Improvements	4100 - Industrial Fans Ramadas at Riverfront Park	Add Industrial Fans to Ramadas	$ -	$ 30,000	$ -	$ -	$ -
4100 - Riverfront Park Improvements	4100- Upgrade Volleyball Net System	Upgrade Volleyball Net System	$ -	$ -	$ -	$ -	$ -
4100 - Skate Park Upgrades	4100 - Design and Develop unfinished section of the park	Design and Develop unfinished sectic	$ -	$ -	$ -	$ -	$ -
4100 - Skate Park Upgrades	4100 - LED Lighting Conversion	LED Lighting Conversion - Skatepark	$ -	$ 75,000	$ -	$ -	$ -
4100 - Skate Park Upgrades	4100 - Conceptual Enhancement planning	Conceptual Enhancement Planning -	$ -	$ -	$ -	$ 50,000	$ -
4100 - Skate Park Upgrades	4100 - Paint & Finish Skate Park Surface	Paint and Finish Skate Park Surface	$ -	$ -	$ -	$ -	$ -
4100 - Skate Park Upgrades	4100 - Add Spectator Seating	Spectator Seating - Skate Park	$ 10,000	$ -	$ -	$ -	$ -
4100 - Softball Fields CIP	4100 - Fence Safety Cap Replacement	Fence Safety Cap Replacement	$ -	$ -	$ -	$ -	$ -
4100 - Softball Fields CIP	4100 - Field Rake Machine	Field Rake Machine	$ -	$ -	$ -	$ -	$ -
4100 - Softball Fields CIP	4100 - Adult Softball Complex Field Lighting Conversion to L	Adult Softball Fields Lighting Convers	$ 500,000	$ -	$ -	$ -	$ -
4100 - Softball Fields CIP	4100 - Infield Laser Leveling	Infield Laser Leveling	$ -	$ 20,000	$ -	$ -	$ -
4100 - Softball Fields CIP	4100 - Snack Bar Renovations	Snackbar Renovations	$ -	$ -	$ 100,000	$ -	$ -
4100 - Softball Fields CIP	4100 - Install Score Boards on each field	Install Score Boards on Each Field	$ -	$ -	$ -	$ 50,000	$ -
4100 - Youth Fields CIP	4100 - Installation of Removable Bollards	Installation of Removable Bollards	$ -	$ -	$ -	$ -	$ -
4100 - Youth Fields CIP	4100 - Replace Yellow Fencing Safety Cap	Replace Yellow Safety Cap on Fencing	$ -	$ -	$ -	$ -	$ -
4100 - Youth Fields CIP	4100 - Create Storage for Youth Sprouts Organizations	Create Storage for Youth Organizatio	$ 75,000	$ -	$ -	$ -	$ -
4100 - Youth Fields CIP	4100 - Infield Laser Leveling	Infield Laser Leveling - Youth Fields	$ -	$ 20,000	$ -	$ -	$ -
4100 - Youth Fields CIP	4100 - LED Field Lighting Conversion	LED Field Lighting Conversion	$ -	$ -	$ 400,000	$ -	$ -
4100 - Youth Fields CIP	4100 - Parking Plan Design and Construction of undevelope		$ -	$ -	$ -	$ 600,000	$ 600,000
4100- Kids Park Improvements	4100-Ramada Gutter Installation	Ramad Gutter Installation - Kids Park	$ -	$ -	$ -	$ -	$ -
4100- Kids Park Improvements	4100- Field Lighting	Field Lighting	$ -	$ -	$ -	$ -	$ -
4100- Kids Park Improvements	4100- Park Signage and Wayfinding Updates	Park Signage and Wayfinding Update	$ 10,000	$ -	$ -	$ -	$ -
4100- Kids Park Improvements	4100- Additional Playground Shade Structures	Additional Playground Shade Structu	$ -	$ 100,000	$ -	$ -	$ -
4100- Kids Park Improvements	4100- Replace Park Furnishings	Replace Kids Park Furnishings	$ -	$ -	$ 30,000	$ -	$ -
4100- Kids Park Improvements	4100- Parking and Access Planning Improvements	Parking and Access Planning Improve	$ -	$ -	$ -	$ 50,000	$ -
4100- Old Town Activity Park Improvements	4100- Portable Event Stage	Old Town Activity Park - Portable Eve	$ -	$ -	$ -	$ -	$ -
4100- Old Town Activity Park Improvements	4100- Basketball Court LED Conversion	Old Town Basketball Court LED Conv	$ -	$ 40,000	$ -	$ -	$ -
4100- Old Town Activity Park Improvements	4100- OTAP Future Design Plan	Old Town Activity Plan Desing	$ -	$ -	$ -	$ -	$ -
4100- Park Wide Arborist for Tree Maintenance	4100- Tree Maintenance and Landscaping	Park Wide Arborist for Tree Maintena	$ -	$ -	$ -	$ -	$ -
4110 - Bring Janitorial Service in House	4110 - Janitorial Start Up Expense and Reoccurring capital e		$ -	$ -	$ -	$ -	$ -
4110 - Bring Janitorial Service in House	4110 - Janitorial Start Up Expense and Reoccurring capital e		$ -	$ -	$ -	$ -	$ -
4110 - Bring Janitorial Service in House	4110 - Janitorial Start Up Expense and Reoccurring capital e		$ 105,000	$ 150,000	$ 150,000	$ 150,000	$ 150,000
4110 - Bring Janitorial Service in House	4110 - Janitorial Start Up Expense and Reoccurring capital e		$ -	$ -	$ -	$ -	$ -
4110 - Bring Janitorial Service in House	4110 - Janitorial Start Up Expense and Reoccurring capital e		$ -	$ -	$ -	$ -	$ -
4110 - Equipment Replacements	4110- Spa Heater Replacement		$ -	$ -	$ -	$ 8,000	$ -
4110 - Equipment Replacements	4110- Pool Motors		$ -	$ -	$ -	$ -	$ -
4110 - Equipment Replacements	4110- UV Disinfection System Replacement	UV Dinfection System Replacement	$ -	$ -	$ -	$ -	$ -
4110 - Equipment Replacements	4110- Pool Heater Replacement	Pool Heater Replacement	$ 13,000	$ 13,000	$ -	$ -	$ -
4110 - Equipment Replacements	4110- Pool Valve Replacement	Pool Valve Replacement - Recreation	$ -	$ -	$ -	$ -	$ -
4110 - Equipment Replacements	4110- Chlorination System Conversion	Chlorination System Conversion	$ -	$ -	$ -	$ -	$ -
4110 - Equipment Replacements	4110- Gymnasium Hoop Motor & Control Replacement	Gymnasium Hoop Motor & Control R	$ -	$ -	$ -	$ -	$ -
4110 - Facility Improvements	4110 - Slide Staircase Refurbishment	Slide Staircase Refurbishment - Recre	$ -	$ -	$ -	$ -	$ -
4110 - Facility Improvements	4110 - Youth Programs Space Renovation	Youth Programs Space Renovations	$ 100,000	$ -	$ -	$ -	$ -
4110 - Facility Improvements	4110- Facility Carpet Replacement	Facility Carpet Replacement - Recrea	$ 30,000	$ -	$ -	$ -	$ -
4110 - Facility Improvements	4110- Event Hall Interior Improvements	Event Hall Interior Improvements	$ -	$ 250,000	$ -	$ -	$ -
4110 - Facility Improvements	4110- Fitness Floor Replacement	Fitness Floor Replacement	$ -	$ -	$ 50,000	$ -	$ -
4110 - Facility Improvements	4110- Interior Painting	Interior Painting - Recreation Center	$ -	$ -	$ 50,000	$ -	$ -
4110 - Facility Improvements	4110- Overhaul of Locker Rooms Facilities	Overhaul of Locker Room Facilities	$ -	$ -	$ 500,000	$ -	$ -
4110 - Facility Improvements	4110- Wood Floor Replacement	Wood Floor Replacement Excersize r	$ -	$ -	$ 50,000	$ -	$ -
4110 - Facility Improvements	4110- Roof Assessment/ Replacement	Roof Assessment/Replacement	$ -	$ -	$ 15,000	$ -	$ -
4110 - Facility Improvements	4110 - Gymnasium Floor Replacement	Gymnasium Floor Replacement - Rec	$ -	$ 500,000	$ -	$ -	$ -
4110 - Recreation Center HVAC CIP	4110 - HVAC Replacements	HVAC Replacements - Recreation Cer	$ 50,000	$ 50,000	$ 50,000	$ 50,000	$ -
4110 - Recreation Center HVAC CIP	HVAC Rollover for Pool	HVAC Roll Over For Pool Area	$ 50,000	$ 50,000	$ -	$ -	$ -
			$ 6,007,975	$ 15,995,335	$ 4,921,335	$ 2,061,335	$ 1,309,335

Proposal	Worksheet	Description	FY 2028 Proposed	FY 2029 Proposed	FY 2030 Proposed	FY 2031 Proposed	FY 2032 Proposed
30-1800 - Capital Improvements - Building/Land Purchase City Ha	Purchase of Property/Buildings for Future City Hall		$ -	$ -	$ -	$ -	$ -
30-1800 - Capital Improvements Fund - Old Town Master Plan	Old Town Master Plan		$ -	$ -	$ -	$ -	$ -
30-2100 - Fire Station(s)	Fire Stations	Currently pursuing a federal grant for	$ 500,000	$ -	$ 12,000,000	$ -	$ -
30-2300 - Street Construction - Flood Control Projects [New Proje	3110 - Street Construction - Flood Control Projects [New Pr	Flood Control Porjects	$ 100,000	$ 100,000	$ 100,000	$ 100,000	$ 100,000
3100 - Street Construction - N. Main St. Sidewalk Extension [New	Street Construction - N. Main St. Sidewalk Extension [New P	$152k FY 27	$ -	$ -	$ -	$ -	$ -
3100 - Street Maintenance - 10 Wheel Dump Truck	Street Maintenance - 10 Wheel Dump Truck		$ -	$ -	$ -	$ -	$ -
3100 - Street Maintenance - New Vehicle with Utility Bed (Truck)	3100 Streets Maintenance - New Vehicle Utility Bed - Enter		$ 71,000	$ 71,000	$ 75,000	$ 75,000	$ 75,000
3100 - Street Maintenance- New Equipment: Snow Plow Attacher	Street Maintenance- New Equipment: Snow Plow Attachem		$ -	$ -	$ -	$ -	$ -
3110 - Street Construction - 6th Street Pavement Rehabilitation [(	3110 - Street Construction - 6th Street Pavement Rehabilita		$ 3,500,000	$ -	$ -	$ -	$ -
3110 - Street Construction - Fir St at Camino Real Intersection Im	Street Construction - Fir St at Camino Real Intersection Impr	Fir Street at Camino Real Intersection	$ -	$ -	$ -	$ -	$ -
3110 - Street Construction - Local Streets Reconstruction [Carryo	3110 - Street Construction - Local Street Reconstruction [Ne	Design FY 25 & Construction split bet	$ 2,750,000	$ -	$ -	$ -	$ -
3110 - Street Construction - Main Street Pavement Rehabilitation	Main Street Pavement Rehab		$ -	$ -	$ -	$ -	$ -
3110 - Street Construction - Mingus Ave at 6th St Intersection Im	Street Construction - Mingus Ave at 6th St Intersection Impr		$ -	$ -	$ -	$ -	$ -
3110 - Street Construction - Mingus Avenue Pavement Rehabilita	Street Construction - Mingus Avenue Pavement Rehabilitati		$ -	$ -	$ -	$ -	$ -
3110 - Street Construction - Pavement Condition Assessment [Ne	Street Construction - Pavement Condition Assessment		$ -	$ 30,000	$ -	$ 30,000	$ -
3110 - Street Construction - Pavement Preservation	3110 - Street Construction - Pavement Preservation		$ 1,000,000	$ 1,000,000	$ 1,000,000	$ 1,000,000	$ 1,000,000
3110 - Street Construction - Public Safety Parking Lot [Carryover]	3110 - Street Construction - Public Safety Parking Lot [New		$ -	$ -	$ -	$ -	$ -
3110 - Street Construction - Riverfront Park Ramada Parking Lot [	3110 - Street Construction - Riverfront Park Ramada Parking	Riverfront Ramada Parking Lot Desig	$ -	$ -	$ -	$ -	$ -
3110 - Street Construction - Rocking Chair Ranch Road Pavement	Street Construction - Rocking Chair Ranch Road Pavement R		$ -	$ -	$ -	$ -	$ -
3110 - Street Construction - Sidewalks - New and Replacements [(	Annual Sidewalk Additions/Replacements		$ 557,820	$ 570,050	$ 582,650	$ 595,635	$ 595,635
3110 - Street Construction - Yavapai Street Parking Lot [Carryover	3110 - Street Construction - Yavapai Street Parking Lot [New	Yavapai Street Parking Lot	$ 120,000	$ 1,000,000	$ -	$ -	$ -
3110 - Street Maintenance - Water Truck replacement 2026	Streets Maintenance - Water Truck Replacement 2025	Increased from 160,000 to 190,000 fo	$ -	$ -	$ -	$ -	$ -
11-1500 - AIRPORT GRANTS	Reconstruct Taxi Way A	28-04 Land for Development - $ 100,	$ 100,000	$ 500,000	$ -	$ -	$ -
11-1500 - AIRPORT GRANTS	Reconstruct Taxi Way A	Obstruction Mitigation - 28-02 $ 500,	$ 650,000	$ 5,500,000	$ 500,000	$ 500,000	$ 500,000
11-1500 - AIRPORT GRANTS	Reconstruct Taxi Way A		$ 450,000	$ -	$ -	$ -	$ -
11-1500 - AIRPORT GRANTS	Reconstruct Taxi Way A	Visusal Guidance - FY 27 27-04 Upgra	$ -	$ -	$ 300,000	$ 3,000,000	$ 3,000,000
11-1500 - AIRPORT GRANTS	Reconstruct Taxi Way A	30-03 - Install perimeter service road	$ -	$ -	$ 200,000	$ 800,000	$ 800,000
11-1500 - AIRPORT GRANTS	Reconstruct Taxi Way A	FY 2027 - 27-01 Drainage Improveme	$ 2,500,000	$ -	$ -	$ -	$ -
11-1500 - AIRPORT GRANTS	Reconstruct Taxi Way A	Wildlife Hazard Planning 27-03 - $20,	$ -	$ 300,000	$ 200,000	$ 200,000	$ 200,000
4000 - Library - Facility Improvements	4000 - Library Carpet Replacement		$ 75,000	$ 100,000	$ 30,000	$ 1,210,000	$ -
4000 - Library - Facility Improvements	4000 - Space Expansion Feasibility Study		$ 100,000	$ 100,000	$ 80,000	$ 155,000	$ -
4000 - Library - Facility Improvements	4000 - Add Wayfinding Signage to Exterior of Building		$ -	$ -	$ 60,000	$ 85,000	$ -
4000 - Library - Library Master Plan	Library Master Plan FY 2027	Library Master Plan	$ -	$ -	$ -	$ -	$ -
4000 - Library - Paint Exterior of Building - FY 2026	Paint and seal the Exterior of Public Library	Paint Exterior of Building	$ -	$ -	$ -	$ -	$ -
4000 - Library - Purchase of Privacy Pods	Library - Privacy Pods		$ -	$ -	$ -	$ -	$ -
4000 - Library - Teen Zone Furniture Replacement	Library - Teen Zone Furniture		$ -	$ -	$ -	$ -	$ -
4000 - Library HVAC Replacement	Library HVAC Replacement		$ 50,000	$ 50,000	$ -	$ 50,000	$ -
4000 - Library Restroom Updates (Carryover)	Library Bathroom Remodel		$ -	$ -	$ -	$ -	$ -
			$ 12,523,820	$ 9,321,050	$ 15,127,650	$ 7,800,635	$ 6,270,635

Proposal	Worksheet	Description	FY 2028 Proposed	FY 2029 Proposed	FY 2030 Proposed	FY 2031 Proposed	FY 2032 Proposed
Proposal	Worksheet	Description	FY 2028 Proposed	FY 2029 Proposed	FY 2030 Proposed	FY 2031 Proposed	FY 2032 Proposed
50-7000 - Reserves - Resource Development Fund, Water Advisor	Reserves -- Resource Development Fund		$ 3,926,000	$ 3,926,000	$ 3,926,000	$ 3,926,000	$ 3,926,000
50-7000 - Reserves - Resource Development Fund, Water Advisor	Reserves -- Resource Development Fund		$ 677,360	$ 677,360	$ 677,360	$ 677,360	$ 677,360
50-7000 - Reserves - Resource Development Fund, Water Advisor	Reserves -- Resource Development Fund		$ 400,000	$ 400,000	$ 400,000	$ 400,000	$ 400,000
50-7000 - Reserves - Resource Development Fund, Water Advisor	Reserves -- Resource Development Fund		$ 243,000	$ 243,000	$ 243,000	$ 243,000	$ 243,000
7000 - Resource Development Funds - Wastewater Complete Pha	Wastewater Construction - Direct Potable Reuse - Phase 2	DPR Phase 2 includes Bench Scale Te	$ 1,800,000	$ -	$ -	$ -	$ -
7000 - Resource Development Funds - Wastewater Construction-	PFAS Mitigation at Mingus WWTP for the Injection Well	FY 26 Pilot Study will be complete in	$ 900,000	$ 900,000	$ 900,000	$ 900,000	$ 900,000
7010 - Maintenance - Utility Building Roof Repair	Maintenance - Utility Building Roof Repair		$ -	$ -	$ -	$ -	$ -
7020 - Water Construction - 3/4 Ton Utility Bed Trucks and Pickup	Water Construction - 3/4 Ton Utility Bed Trucks	3/4 Ton Utility Bed Trucks and Pickup	$ 110,000	$ 110,000	$ 55,000	$ -	$ -
7020 - Water Construction - Arc Flash Gear	Arc Flash Gear		$ 5,500	$ 5,750	$ 5,750	$ 5,750	$ 6,000
7020 - Water Construction - Arsenic Systems for Well sites	Water Construction - Arsenic Systems for Well sites	Arsenic Systems for Well Sites	$ 4,000,000	$ 5,000,000	$ 4,000,000	$ 3,000,000	$ 3,000,000
7020 - Water Construction - Fire Hydrant Improvements	Water Construction - Fire Hydrant Improvement		$ 20,000	$ 20,000	$ 20,000	$ 20,000	$ 20,000
7020 - Water Construction - Kid's Park Well Development	Water Construction- Kid's Park Well Developement	Kids Park Well Development	$ 1,500,000	$ 750,000	$ -	$ -	$ -
7020 - Water Construction - LCR Program Management	Water Construction - LCR Program Software and Equipment		$ -	$ 55,000	$ -	$ 60,000	$ 50,000
7020 - Water Construction - Line Replacements	Water Construction - Line Replacements	Carryover FY24: Behind old Circle K J	$ 1,750,000	$ 1,250,000	$ 1,500,000	$ 1,500,000	$ 1,500,000
7020 - Water Construction - Meter Replacement Program	Water Construction- Meter Replacement Program		$ -	$ -	$ -	$ -	$ -
7020 - Water Construction - Water SCADA Equipment/Design/Co	Water Construction - Water SCADA		$ 2,050,000	$ 1,200,000	$ 1,200,000	$ -	$ -
7020 - Water Construction - Well Booster Stations	Water Construction - Booster Packs	CARRYOVER FY23: Purchase and inst	$ 500,000	$ 200,000	$ 200,000	$ -	$ -
7020 - Water Construction - Well Improvements	Water Construction - Well Improvements		$ 500,000	$ 300,000	$ 300,000	$ 300,000	$ 300,000
7020 - Water Construction- Eye Wash Stations	Eye Wash Stations -Wellsites		$ -	$ -	$ -	$ -	$ -
7020 - Water Construction- Hwy 260 System Upgrades	HWY 260		$ 1,000,000	$ -	$ -	$ -	$ -
7020 - Water Construction New Generators	Water Construction -New Generators	Ordered 2 generators for FY 25 in Jan	$ -	$ 180,000	$ -	$ 180,000	$ -
7020 - Water Construction- New Well (Verde Santa Fe)	Water Construction- New well (Verde Santa Fe)		$ -	$ -	$ -	$ -	$ -
7020 - Water Construction- PRV's	PRV Bypass		$ 200,000	$ 200,000	$ 200,000	$ 200,000	$ 200,000
7020 - Water Construction-Traffic Control Devices	Traffic Control Devices	Traffic Control devices required for tr	$ -	$ -	$ -	$ -	$ -
7020 - Water Operations - Computers-Tablets-GIS Equipment	Water Construction - Tablets	FY24: Purchase of up to 20 tablets in	$ 20,000	$ 20,000	$ 20,000	$ 20,000	$ 20,000
7020- Utilities -Water- Telehandler/Forklift	Water-Telelhandler	Telehandler/Forklift	$ -	$ -	$ -	$ -	$ -
7020-Utilities Office Copier	Utilities- Office Copier	FY 27 New copier for 111 N Main Str	$ -	$ -	$ -	$ -	$ -
7020-Utilities -Water-SafeGuard Arsenic Field Testing Equipment	Water-SafeGuard Unit	Water - Safeguard Arsenic Field Testi	$ -	$ -	$ -	$ -	$ -
7020-Utilities-Water Chemical Pumps	Utilities-Water Chemical Pumps	FY27 Purchase new chemical feed pu	$ -	$ -	$ -	$ -	$ -
7020-Utilities-Water -Jumping Jack/Tamper	Jumping Jack/Tamper	FY 27 two new jumping jack/tampers	$ -	$ -	$ -	$ -	$ -
7X20 - Utilities-Water/Wastewater Used Tractor with Gannon	Wastewater-Used Front End Loader or Backhoe		$ -	$ -	$ -	$ -	$ -
7X20 - Utilities-Water/Wastewater Used Tractor with Gannon	Utilities-Water/Wastewater Used Tractor with Gannon	FY27 -Tractor with Gannon-Split with	$ 30,000	$ 30,000	$ 30,000	$ 30,000	$ 30,000
7X20 - Water/Wastewater Utilities Split - Storage Building	Storage Bldg		$ 500,000	$ -	$ -	$ -	$ -
			$ 20,161,860	$ 15,497,110	$ 13,707,110	$ 11,492,110	$ 11,302,360
7120 - Wastewater Construction - 2 Dissolved Oxygen Probes	Wastewater Construction- 2 Hach SC100 Controllers		$ -	$ -	$ -	$ -	$ -
7120 - Wastewater Construction - Blower/Aerations Improvemen	Blower/Aeration Improvements at Mingus WWTP		$ 2,000,000	$ -	$ -	$ -	$ -
7120 - Wastewater Construction - Pumper Truck	Wastewater Contruction- Pumper Truck		$ 200,000	$ -	$ -	$ -	$ -
7120 - Wastewater Construction - Sewer Line M & R	Line Extensions		$ 350,000	$ 350,000	$ 350,000	$ -	$ -
7120 - Wastewater Construction - Tap Machine	Tap machine	FY 26 Tapping Machine	$ -	$ -	$ -	$ -	$ -
7120 - Wastewater Construction - Two New 3/4 ton 4x4 Trucks w	Wastewater Construction- New 4X4 Truck with Utility Bed -		$ -	$ -	$ -	$ -	$ -
7120 - Wastewater Construction - Upgrade North Main Sewer Lin	Wastewater Construction- Upgrade 1000' of Sewer Line and		$ -	$ -	$ -	$ -	$ -
7120 - Wastewater Construction- Centrifuge	Centrifuge Assessment	Centrifuge	$ -	$ -	$ -	$ -	$ -
7120 - Wastewater Construction- Irrigation Vault Rehab	Irrigation Vault		$ -	$ -	$ -	$ -	$ -
7120 - Wastewater Construction- Lift Station 2 build	Lift Station 2 -New build		$ -	$ -	$ -	$ -	$ -
7120 - Wastewater Construction- Lift Station 3 Rehab	Wastewater Construction- Lift Station 3 Rehab		$ 3,500,000	$ -	$ -	$ -	$ -
7120 - Wastewater Construction- Mingus WWTP Shop and Lab Bu	Wastewater Construction- Mingus WWTP Shop and Lab bui		$ 100,000	$ -	$ -	$ -	$ -
7120 - Wastewater Construction -Mixers, Pumps, Motor and Met	Mixers		$ -	$ -	$ -	$ -	$ -
7120-Utilities- Wastewater Air Conditioner Units	Wastewater-Air Conditioner Units	FY 27 -Replace Lab Air Conditioner S	$ -	$ -	$ -	$ -	$ -
7120-Utilities Wastewater AZPDES Permit Renewal	AZPDES Permit Renewal	AZPDES Renewal includes cost from A	$ -	$ -	$ -	$ -	$ -
7120-Utilities-Wastewater Communication Devices	Wastewater -Communications Devices	FY 27 -Communication Devices	$ -	$ -	$ -	$ -	$ -
7120-Utilities-Wastewater Lift Station 1 Rebuild	Wastewater Lift Station 1 Rebuild	Lift Station 1 - Rebuild - FY 29 Design	$ -	$ 350,000	$ 2,650,000	$ -	$ -
7120-Utilities-Wastewater Porta-Gantry Confined Space Lift	Wastewater-Porta Gantry Confined Space Lift	FY 27 Porta-Gantry Confined Space L	$ -	$ -	$ -	$ -	$ -
7120-Utilities-Wastewater Sludge Room PLC	Sludge Pump Room PLC	FY 27 replace the Sludge Pump Room	$ -	$ -	$ -	$ -	$ -
7120-Utilities-Wastewater UV System Replacement Components'	Wastewater- UV System Replacement Components	FY27 -Replacement lamps, ballasts, U	$ -	$ -	$ -	$ -	$ -
7X20 - Water/Wastewater Utilities Split - Storage Building	Storage Bldg		$ 500,000	$ -	$ -	$ -	$ -
7X20 - Utilities-Water/Wastewater Used Tractor with Gannon	Utilities-Water/Wastewater Used Tractor with Gannon	FY27 Tractor with Gannon -Split with	$ 30,000	$ 30,000	$ 30,000	$ 30,000	$ 30,000
			$ 46,973,720	$ 31,694,220	$ 30,414,220	$ 22,984,220	$ 22,604,720
			$ 65,520,515	$ 57,020,605	$ 50,468,205	$ 32,846,190	$ 30,184,690

Account Name	FY23 Actuals	FY 2024 Actual	FY 2025 Actual	FY 2026 Final Budget Basic - 6/30/2025 - Yearly View	FY 2026 Actual @ 04/01/2026	Dept. Head Est.	FY 2027
Revenues							
General Fund	$ 33,658,303.76	$ 38,266,733.17	$ 38,116,206.90	$ 72,038,475.00	$ 22,420,972.63	$ 68,695,820.00	$ 60,152,250.00
Library	$ 1,210,494.29	$ 1,534,945.36	$ 1,187,274.14	$ 1,425,706.00	$ 700,660.16	$ 1,400,030.00	$ 1,462,945.00
Cemetery	$ 142,238.52	$ 64,198.13	$ 72,721.56	$ 76,825.00	$ 36,662.52	$ 74,880.00	$ 77,710.00
Airport	$ 506,869.17	$ 951,131.55	$ 395,245.46	$ 673,417.00	$ 419,882.84	$ 576,365.00	$ 555,425.00
HURF	$ 3,066,384.85	$ 3,793,700.74	$ 6,643,666.93	$ 17,129,096.00	$ 1,829,487.05	$ 13,833,190.00	$ 6,749,415.00
Grants	$ 122,191.10	$ 342,271.13	$ 172,537.34	$ 4,268,110.00	$ 37,515.22	$ 2,787,970.00	$ 5,748,445.00
CDBG	$ 147,611.72	$ 622,760.70	$ 173,526.70	$ 255,435.00	$ 114,580.96	$ 187,275.00	$ -
Transit	$ 2,634,925.12	$ 3,167,656.52	$ 3,946,079.41	$ 3,875,635.00	$ 1,513,960.08	$ 4,164,530.00	$ 5,119,090.00
Debt Service	$ 1,648,153.05	$ 1,644,567.96	$ 1,648,148.04	$ 2,011,280.00	$ 958,566.34	$ 2,006,105.00	$ 2,005,020.00
CIP	$ 461,531.78	$ 412,434.55	$ 819,974.73	$ 10,800,500.00	$ 238,840.19	$ 5,371,430.00	$ 21,799,300.00
Water	$ 9,035,299.68	$ 9,808,694.24	$ 9,893,067.21	$ 35,329,824.00	$ 7,686,475.87	$ 36,686,060.00	$ 34,305,155.00
Wastewater	$ 5,185,051.74	$ (364,671.29)	$ 6,224,689.81	$ 24,930,270.00	$ 4,862,382.09	$ 17,493,420.00	$ 13,870,940.00
Employee Benefits	$ 975.10	$ 2,653.68	$ 3,660.49	$ 70,800.00	$ 1,757.86	$ 75,160.00	$ 74,960.00
Vol Fire	$ 50,393.38	$ 43,451.60	$ -	$ -	$ -	$ -	$ -
	$ 57,870,423.26	$ 60,290,528.04	$ 69,296,798.72	$ 172,885,373.00	$ 40,821,743.81	$ 153,352,235.00	$ 151,920,655.00
Expenses							
General Fund	$ 26,424,680.76	$ 33,520,794.07	$ 34,473,215.55	$ 72,038,475.00	$ 24,260,318.44	$ 45,529,865.00	$ 60,152,250.00
Library	$ 1,210,494.29	$ 1,534,945.36	$ 1,187,274.14	$ 1,425,706.00	$ 947,912.76	$ 1,400,030.00	$ 1,462,945.00
Cemetery	$ 142,238.52	$ 64,198.13	$ 72,721.56	$ 76,825.00	$ 45,179.42	$ 74,880.00	$ 77,710.00
Airport	$ 506,869.17	$ 545,736.83	$ 395,062.79	$ 673,417.00	$ 405,473.35	$ 576,365.00	$ 555,425.00
HURF	$ 3,385,635.88	$ 3,886,654.72	$ 6,673,691.99	$ 17,129,096.00	$ 11,684,284.46	$ 13,833,190.00	$ 6,749,415.00
Grants	$ 121,982.02	$ 342,271.13	$ 134,773.91	$ 4,268,110.00	$ 875,650.85	$ 2,787,970.00	$ 5,748,445.00
CDBG	$ 144,611.72	$ 622,760.70	$ 189,322.70	$ 255,435.00	$ 186,254.60	$ 187,275.00	$ -
Transit	$ 2,451,955.97	$ 2,959,154.07	$ 3,910,968.69	$ 3,875,635.00	$ 2,086,191.86	$ 4,164,530.00	$ 5,119,090.00
Debt Service	$ 1,648,224.96	$ 1,650,642.96	$ 1,650,173.04	$ 2,011,280.00	$ 951,172.07	$ 2,006,105.00	$ 2,005,020.00
CIP	$ 450,596.97	$ 80,680.27	$ 420,509.72	$ 10,800,500.00	$ 4,957,283.23	$ 5,371,430.00	$ 21,799,300.00
Water	$ 9,035,299.68	$ 9,808,694.24	$ 9,893,067.21	$ 35,329,824.00	$ 7,686,475.87	$ 36,686,060.00	$ 34,305,155.00
Wastewater	$ 3,444,751.11	$ 3,968,904.87	$ 4,129,083.23	$ 24,930,270.00	$ 5,475,040.20	$ 17,493,420.00	$ 13,870,940.00
Employee Benefits	$ 330.00	$ 500.00	$ -	$ 70,800.00	$ -	$ 75,160.00	$ 74,960.00
Vol Fire	$ 10,259.40	$ 311,612.60	$ -	$ -	$ -	$ -	$ -
Fund 90	$ -	$ -	$ -	$ -	$ -	$ -	$ -
	$ 48,977,930.45	$ 59,297,549.95	$ 63,129,864.53	$ 172,885,373.00	$ 59,561,237.11	$ 130,186,280.00	$ 151,920,655.00
	$ 8,892,492.81	$ 992,978.09	$ 6,166,934.19	$ -	$ (18,739,493.30)	$ 23,165,955.00	$ -

Account Name	Account Code	FY23 Actuals	FY 2024 Actual	FY 2025 Actual	FY 2026 Budget	Dept Head Est. FY 06/30/2026	FY 2027
City Sales Tax	01-0000-0000-400000	$ 18,387,799.06	$ 18,879,044.94	$ 21,495,854.23	$ 20,639,720.00	$ 19,393,520.00	$ 19,238,600.00
City Sales Tax - CIP	01-0000-0000-400002	$ -	$ -	$ -	$ -	$ -	$ -
City Sales Tax - .5%	01-0000-0000-400005	$ 1,674,123.81	$ 1,686,639.37	$ 1,697,152.24	$ 1,345,425.00	$ 1,294,385.00	$ 1,287,910.00
Bed Tax	01-0000-0000-400020	$ 544,173.74	$ 567,234.86	$ 590,319.78	$ 590,150.00	$ 553,170.00	$ 564,235.00
Bed Tax .5	01-0000-0000-400021	$ 87,861.54	$ 93,939.13	$ 98,386.63	$ 97,735.00	$ 92,305.00	$ 94,150.00
Utility Tax	01-0000-0000-400030	$ 416,218.08	$ 429,778.39	$ 437,086.47	$ 447,145.00	$ 447,145.00	$ 456,085.00
Franchise Taxes - Cable	01-0000-0000-401000	$ 28,266.30	$ 23,013.32	$ 41,100.99	$ 32,000.00	$ 24,000.00	$ 26,000.00
Franchise Taxes - Power	01-0000-0000-401001	$ 340,462.41	$ 366,868.34	$ 401,831.97	$ 385,000.00	$ 391,000.00	$ 400,000.00
Franchise Taxes - Gas	01-0000-0000-401002	$ 73,530.00	$ 60,567.58	$ 60,215.85	$ 62,000.00	$ 62,000.00	$ 62,000.00
State Sales Tax	01-0000-0000-420000	$ 1,838,892.56	$ 1,961,469.81	$ 2,010,701.33	$ 2,022,995.00	$ 1,995,000.00	$ 1,945,025.00
Urban Revenue Sharing	01-0000-0000-420010	$ 2,359,887.36	$ 3,429,785.40	$ 2,791,841.40	$ 2,611,425.00	$ 2,522,030.00	$ 2,723,350.00
Motor Vehicle In Lieu Tax	01-0000-0000-420040	$ 1,013,079.22	$ 1,020,639.94	$ 1,098,949.20	$ 1,126,095.00	$ 1,114,400.00	$ 1,143,665.00
Nacog-Ewd Ojt- Funding	01-0000-0000-422400	$ -	$ 1,972.20	$ -	$ -	$ -	$ -
Shared Services Revenue	01-0000-0000-431003	$ 100,400.00	$ 102,824.65	$ 140,377.50	$ 117,050.00	$ -	$ -
Interest Income	01-0000-0000-450000	$ 779,863.55	$ 1,182,258.50	$ 1,135,525.94	$ 800,000.00	$ 825,000.00	$ 625,000.00
Other Unrealized Gain/Loss	01-0000-0000-450070	$ 25,148.36	$ 109,330.42	$ 74,320.46	$ -	$ -	$ -
Other Income	01-0000-0000-480000	$ 51,471.01	$ 30,494.95	$ 73,139.14	$ 25,000.00	$ 35,000.00	$ 25,000.00
Cash [Short]/Over	01-0000-0000-480001	$ 443.50	$ 4,795.91	$ (1,923.53)	$ -	$ 1,000.00	$ -
Sale Of City Property	01-0000-0000-491000	$ 275,072.37	$ 472,585.45	$ 60,086.03	$ 75,000.00	$ 25,000.00	$ 25,000.00
Capital Lease Proceeds	01-0000-0000-492000	$ 645,878.08	$ 1,877,037.18	$ 206,861.00	$ 535,000.00	$ 98,700.00	$ 337,000.00
Other Financing Sources	01-0000-0000-497000	$ -	$ -	$ -	$ -	$ -	$ -
Budget Balance Carryover	01-0000-0000-499000	$ -	$ -	$ -	$ 34,031,331.00	$ 33,805,855.00	$ 23,165,955.00
Transfers In	01-0005-0000-490000	$ -	$ -	$ -	$ -	$ -	$ -
Transfers In	01-0011-0000-490000	$ -	$ -	$ -	$ -	$ -	$ -
Business Licences	01-1200-0000-410000	$ 96,059.38	$ 106,520.99	$ 122,318.75	$ 110,000.00	$ 110,000.00	$ 110,000.00
Homeland Security Grant	01-1220-0000-421208	$ -	$ -	$ -	$ 446,000.00	$ -	$ -
Victims Rights & Ftg Funds	01-1310-0000-422000	$ 1,812.76	$ 2,007.94	$ 1,716.64	$ 1,440.00	$ 17,250.00	$ 1,440.00
Court Atty Reimbursements	01-1310-0000-430000	$ 8,536.64	$ 4,294.13	$ 6,679.76	$ 7,000.00	$ 8,650.00	$ 7,500.00
Court Enhancement Fee	01-1310-0000-430100	$ 17,848.13	$ 14,082.07	$ 16,372.18	$ 14,875.00	$ 18,500.00	$ 18,500.00
Shared Services Revenue	01-1310-0000-431003	$ -	$ -	$ -	$ -	$ 117,050.00	$ 122,900.00
Court Fines	01-1310-0000-440000	$ 178,680.99	$ 116,213.18	$ 125,063.06	$ 135,000.00	$ 135,000.00	$ 135,000.00
Court-Deferred Surcharge	01-1310-0000-440001	$ -	$ -	$ -	$ -	$ -	$ -
Court Restitution	01-1310-0000-440002	$ 324.27	$ 26.63	$ (447.26)	$ -	$ -	$ -
Confidential Address Fees	01-1310-0000-440003	$ 60.16	$ 52.81	$ 132.71	$ 100.00	$ 100.00	$ 150.00
Construction Permits	01-1400-0000-410010	$ 319,494.20	$ 714,462.47	$ 577,310.38	$ 400,000.00	$ 925,150.00	$ 700,000.00
Historic Preservation Grant	01-1400-0000-421030	$ -	$ 12,000.00	$ -	$ 26,000.00	$ 12,000.00	$ 43,335.00
Planning And Zoning Fees	01-1400-0000-430300	$ 50,806.64	$ 31,721.00	$ 22,015.00	$ 30,000.00	$ 37,000.00	$ 37,000.00
Plan Check Fees	01-1400-0000-430301	$ 109,358.08	$ 84,974.00	$ 10,583.97	$ 85,000.00	$ 36,000.00	$ 75,000.00
Sewer Inspection Fees	01-1400-0000-430302	$ -	$ -	$ -	$ -	$ -	$ -
Old Town Historic Tour	01-1400-0000-432054	$ 517.00	$ -	$ 1,694.00	$ 2,000.00	$ 1,005.00	$ 1,500.00
Sewer Accounting Fees	01-1400-0000-434200	$ -	$ -	$ -	$ -	$ -	$ -
Planning & Zoning Fines	01-1400-0000-440100	$ 200.00	$ -	$ 670.00	$ -	$ 500.00	$ -
Az Dema Grant Cttnwd Village	01-1410-0000-421050	$ -	$ -	$ -	$ -	$ -	$ -
Miscellaneous Grants	01-1410-0000-421060	$ -	$ -	$ -	$ -	$ -	$ -
Engineering Fees	01-1410-0000-430200	$ 49,415.00	$ 61,699.13	$ 24,034.00	$ 50,000.00	$ 50,000.00	$ 50,000.00
Transfer Station Revenues	01-1601-0000-430500	$ -	$ -	$ -	$ -	$ -	$ -
Natural Resource Fees	01-1700-0000-430400	$ -	$ -	$ -	$ -	$ -	$ -
Yavapai Apache Revenue Share	01-1800-0000-422300	$ 8,556.14	$ 8,481.29	$ 8,657.85	$ 10,000.00	$ 10,000.00	$ 10,000.00
Indirect Costs - Airport	01-1800-0000-434000	$ 19,388.48	$ 26,551.28	$ 35,317.19	$ 30,000.00	$ 30,000.00	$ 35,000.00
Indirect Costs - Hurf	01-1800-0000-434010	$ 459,757.17	$ 646,515.88	$ 574,019.58	$ 530,000.00	$ 540,500.00	$ 550,000.00
Indirect Costs - Library	01-1800-0000-434020	$ 287,540.72	$ 425,245.66	$ 372,763.53	$ 309,800.00	$ 403,940.00	$ 375,000.00
Indirect Costs - Cemetery	01-1800-0000-434030	$ 21,239.51	$ 12,750.14	$ 20,707.73	$ 17,520.00	$ 17,800.00	$ 17,800.00
Indirect Costs - Water	01-1800-0000-434040	$ 305,546.42	$ 437,521.56	$ 492,444.57	$ 500,600.00	$ 381,755.00	$ 450,000.00
Indirect Cost - Sewer	01-1800-0000-434050	$ 312,791.84	$ 341,825.64	$ 260,046.99	$ 258,800.00	$ 319,800.00	$ 300,000.00
Building Rental	01-1800-0000-460000	$ 4,618.19	$ 6,486.25	$ 4,698.75	$ 2,000.00	$ 4,600.00	$ 4,600.00
Mineral Royalty Payments	01-1800-0000-470012	$ 28,199.76	$ 20,697.36	$ 26,137.24	$ 14,000.00	$ 25,000.00	$ 25,000.00

Account Name	Account Code	FY23 Actuals	FY 2024 Actual	FY 2025 Actual	FY 2026 Budget	Dept Head Est. FY 06/30/2026	FY 2027
SB1398 Police Equipment	01-2000-0000-420060	$ 3,346.09	$ 2,455.01	$ 2,605.57	$ 3,600.00	$ 3,600.00	$ 3,600.00
Smart And Safe Az Revenues	01-2000-0000-420100	$ 86,854.80	$ 85,818.17	$ 81,643.09	$ 84,000.00	$ 81,000.00	$ 81,000.00
Post - Reimbursement	01-2000-0000-421200	$ -	$ -	$ -	$ -	$ -	$ -
Pant Grant	01-2000-0000-421201	$ 84,238.96	$ 79,887.63	$ 61,080.07	$ -	$ -	$ -
School Resource Grant	01-2000-0000-421202	$ 95,631.20	$ 206,611.50	$ 215,547.70	$ 242,445.00	$ 213,875.00	$ 110,000.00
Misc Grants	01-2000-0000-421203	$ 69,443.18	$ 6,297.79	$ 49,809.70	$ 796,500.00	$ 108,100.00	$ 1,300,000.00
GOHS Grant	01-2000-0000-421204	$ 28,390.07	$ 22,437.42	$ 36,279.04	$ 88,464.00	$ 31,250.00	$ 215,200.00
Az Dui Abatement Grant	01-2000-0000-421205	$ -	$ -	$ -	$ -	$ -	$ -
DPS-Grants Voca	01-2000-0000-421206	$ 51,248.00	$ 50,531.00	$ 7,258.00	$ -	$ -	$ -
Az Auto Theft Grant	01-2000-0000-421207	$ -	$ -	$ -	$ -	$ -	$ -
Homeland Security Grant	01-2000-0000-421208	$ 1,789.00	$ -	$ 71,000.00	$ 62,000.00	$ 60,000.00	$ 162,000.00
GIITEM Grant Revenue	01-2000-0000-421209	$ -	$ -	$ -	$ -	$ -	$ -
Rico Grant Funds	01-2000-0000-421210	$ -	$ -	$ -	$ -	$ -	$ -
Federal Rico Grant Funds	01-2000-0000-421215	$ 8,882.60	$ 14,038.56	$ -	$ -	$ -	$ -
Tow Fee Revenues	01-2000-0000-431004	$ 9,600.00	$ 6,900.00	$ 6,600.00	$ 4,600.00	$ 8,200.00	$ 6,900.00
Police Donations - Pr	01-2000-0000-470000	$ -	$ 5,051.00	$ 1,250.00	$ -	$ -	$ -
K-9 Donations	01-2000-0000-470001	$ -	$ -	$ 3,840.00	$ 7,440.00	$ -	$ 5,000.00
Sale Of City Property-Drmo1033	01-2000-0000-491100	$ -	$ -	$ -	$ -	$ -	$ -
Spillman Fee	01-2010-0000-431000	$ -	$ -	$ -	$ -	$ -	$ -
Dispatch Fees	01-2010-0000-431001	$ 1,141,181.19	$ 1,202,463.96	$ 1,262,586.72	$ 1,325,720.00	$ 1,220,885.00	$ 1,290,050.00
Smart And Safe Az Revenues	01-2100-0000-420100	$ 64,440.66	$ 69,208.20	$ 73,197.24	$ 70,000.00	$ 70,000.00	$ 75,000.00
YC- Fima Grant	01-2100-0000-421300	$ -	$ -	$ -	$ -	$ -	$ -
Miscellaneous Fire Grants	01-2100-0000-421301	$ 1,699.02	$ 4,245.10	$ 1,250.00	$ 252,000.00	$ -	$ 378,000.00
Safer Fire Grant	01-2100-0000-421302	$ -	$ -	$ -	$ -	$ -	$ -
State Land Dept Reimbursement	01-2100-0000-422001	$ -	$ -	$ -	$ -	$ -	$ -
Yav Co Dept Of Emergency Mgmt	01-2100-0000-422102	$ -	$ -	$ -	$ 4,500.00	$ -	$ 4,500.00
Misc Grants	01-2200-0000-421203	$ 5,000.00	$ -	$ -	$ 50,000.00	$ -	$ 60,000.00
Animal Control Fees	01-2200-0000-431002	$ 2,115.00	$ 354.00	$ 799.00	$ -	$ 675.00	$ -
Recreation Fees	01-4100-0000-432000	$ 23,146.00	$ 20,545.72	$ 30,687.00	$ 20,000.00	$ 15,000.00	$ 16,000.00
Summer Youth Program	01-4100-0000-432001	$ -	$ -	$ 23,518.28	$ -	$ -	$ -
Equestrian Center Revenue	01-4100-0000-432030	$ -	$ -	$ -	$ -	$ -	$ -
Riverfront Park - Snack Bar	01-4100-0000-432040	$ -	$ -	$ -	$ -	$ -	$ -
Rec/Fees-Softball Tournments	01-4100-0000-432041	$ 11,168.16	$ 11,585.00	$ 13,407.50	$ 13,000.00	$ 13,000.00	$ 13,000.00
Batting Cage Revenue	01-4100-0000-432042	$ -	$ -	$ -	$ -	$ -	$ -
Community Garden Revenues	01-4100-0000-432043	$ 2,288.00	$ 2,072.50	$ 2,653.75	$ 2,400.00	$ 2,400.00	$ 2,400.00
Rhythm And Ribs Revenue	01-4100-0000-432050	$ -	$ -	$ -	$ -	$ -	$ -
Walkin On Main Street	01-4100-0000-432051	$ 7,603.50	$ 10,309.09	$ 9,575.00	$ 10,000.00	$ -	$ -
10K Memorial Run	01-4100-0000-432052	$ 18,700.00	$ 23,795.00	$ 19,825.00	$ 18,800.00	$ 18,000.00	$ 18,000.00
Thunder Valley Ralley	01-4100-0000-432053	$ 137,603.56	$ 138,634.12	$ 117,864.99	$ 162,000.00	$ 117,900.00	$ 162,000.00
Old Town Historic Tour	01-4100-0000-432054	$ -	$ -	$ -	$ -	$ -	$ -
Tilted Earth Revenues	01-4100-0000-432060	$ 959.30	$ -	$ -	$ -	$ -	$ -
Building Rental	01-4100-0000-460000	$ 25,111.37	$ 25,355.00	$ 25,037.50	$ 26,000.00	$ 25,000.00	$ 25,000.00
Parks Donations	01-4100-0000-470010	$ -	$ -	$ 9,310.57	$ -	$ -	$ -
Skatepark Donations	01-4100-0000-470011	$ -	$ -	$ -	$ -	$ -	$ -
Miscellaneous Grants	01-4110-0000-421060	$ -	$ -	$ -	$ -	$ -	$ 210,000.00
Shared Services Revenue	01-4110-0000-431003	$ -	$ -	$ (28,901.25)	$ -	$ -	$ -
Recreation Center Fees	01-4110-0000-432002	$ 675,726.83	$ 716,594.42	$ 743,654.35	$ 700,000.00	$ 675,800.00	$ 675,800.00
Rec Center Classes/Programs	01-4110-0000-432003	$ 34,751.14	$ 29,594.95	$ 29,568.09	$ 30,000.00	$ 20,000.00	$ 20,000.00
Rec Center Building Rental	01-4110-0000-460030	$ 39,076.50	$ 42,720.13	$ 23,978.25	$ 28,000.00	$ 28,000.00	$ 28,000.00
Pool Revenue	01-4120-0000-432010	$ 25,320.75	$ 28,805.00	$ 21,122.00	$ 25,000.00	$ 22,000.00	$ 23,000.00
Pool - Snack Bar Sales	01-4120-0000-432011	$ -	$ -	$ -	$ -	$ -	$ -
Pool - Swimming Lessons	01-4120-0000-432012	$ 13,484.00	$ 13,702.00	$ 18,165.00	$ 13,000.00	$ 13,000.00	$ 13,000.00
Youth Center Fees	01-4140-0000-432070	$ 55,382.45	$ 62,836.15	$ 54,231.49	$ 65,000.00	$ 55,925.00	$ 55,000.00
Open/Close Graves	01-4200-0000-432100	$ 1,200.00	$ 675.00	$ 3,400.00	$ 1,200.00	$ 1,500.00	$ 1,500.00
Cedc Cip Grant	01-6000-0000-421100	$ -	$ -	$ -	$ -	$ -	$ -
Ed - Grant Revenues And Match	01-6000-0000-421110	$ -	$ -	$ -	$ -	$ -	$ -
Old Town Jail Lease Revenue	01-6000-0000-460010	$ 9,600.00	$ 8,800.00	$ 9,600.00	$ 9,600.00	$ 9,600.00	$ 9,600.00
Rent - Business Assist Center	01-6000-0000-460040	$ -	$ -	$ -	$ -	$ -	$ -
Nature Conservancy Grant	01-6000-0000-470100	$ -	$ -	$ -	$ -	$ -	$ -
Misc Donations	01-6000-0000-470200	$ -	$ -	$ -	$ -	$ -	$ -
Rent - Business Assist Center	01-6200-0000-460040	$ -	$ -	$ -	$ -	$ -	$ -
Nature Conservancy Grant	01-6200-0000-470100	$ -	$ -	$ -	$ -	$ -	$ -
Misc Donations	01-6200-0000-470200	$ -	$ -	$ -	$ -	$ -	$ -
		$ 33,658,303.76	$ 38,266,733.17	$ 38,116,206.90	$ 72,038,475.00	$ 68,695,820.00	$ 60,152,250.00

Account Name	Account Code	FY23 Actuals	FY 2024 Actual	FY 2025 Actual	FY 2026 Budget	Dept Head Est. FY 06/30/2026	FY 2027
City Council							
Salaries	01-1000-0000-500000	$ 44,000.00	$ 44,000.00	$ 41,500.00	$ 45,000.00	$ 39,000.00	$ 45,000.00
Social Security	01-1000-0000-501000	$ 2,736.47	$ 2,744.00	$ 2,593.80	$ 2,936.00	$ 2,420.00	$ 2,936.00
Medicare Tax	01-1000-0000-501001	$ 640.07	$ 641.86	$ 606.69	$ 687.00	$ 570.00	$ 684.00
Ariz State Retirement	01-1000-0000-501100	$ 242.00	$ -	$ -	$ -	$ -	$ -
Public Safety Retirement	01-1000-0000-501101	$ -	$ -	$ -	$ -	$ -	$ -
Health/Life Insurance	01-1000-0000-501200	$ -	$ -	$ -	$ -	$ -	$ -
Worker's Compensation	01-1000-0000-501203	$ 102.00	$ 106.03	$ 99.52	$ 120.00	$ 100.00	$ 120.00
Clothing Allowance	01-1000-0000-501300	$ -	$ -	$ -	$ -	$ -	$ -
Recreation Membership Bene	01-1000-0000-501400	$ 136.70	$ 258.40	$ 335.92	$ 2,352.00	$ 640.00	$ 2,352.00
Gas & Oil	01-1000-0000-600010	$ -	$ -	$ -	$ -	$ -	$ -
Christmas Lights	01-1000-0000-600043	$ 450.36	$ 600.11	$ 16,368.41	$ 7,500.00	$ 7,500.00	$ 5,000.00
Office Supplies	01-1000-0000-601000	$ 1,953.99	$ 1,031.05	$ 2,262.79	$ 2,310.00	$ 3,200.00	$ 2,000.00
Copier Supplies	01-1000-0000-601001	$ 68.49	$ 66.65	$ 139.24	$ 100.00	$ 100.00	$ 100.00
Vehicle Maintenance & Repair	01-1000-0000-610000	$ 10.00	$ -	$ -	$ -	$ -	$ -
Contractual Services	01-1000-0000-620000	$ 47,597.00	$ 146,471.68	$ 49,856.60	$ 60,000.00	$ 45,000.00	$ 55,000.00
Computer Support	01-1000-0000-620050	$ 1,382.00	$ 3,554.11	$ 4,671.00	$ 5,380.00	$ 3,980.00	$ 4,180.00
Large Item Pickup/Comm Clean	01-1000-0000-620220	$ -	$ -	$ -	$ -	$ -	$ -
Public Relations	01-1000-0000-620700	$ 1,403.86	$ 287.51	$ 732.67	$ 2,800.00	$ 1,500.00	$ 5,000.00
Advertising	01-1000-0000-620710	$ -	$ -	$ 1,910.14	$ 2,000.00	$ -	$ 500.00
Utilities	01-1000-0000-630000	$ 9,872.04	$ 13,316.62	$ 14,701.35	$ 14,675.00	$ 18,990.00	$ 20,480.00
Parking Lot Lights	01-1000-0000-630010	$ 2,964.33	$ 3,134.70	$ 3,499.52	$ 5,400.00	$ 3,520.00	$ 4,020.00
Telephone	01-1000-0000-631000	$ -	$ 1,250.00	$ 250.00	$ -	$ -	$ -
Youth Commision	01-1000-0000-640000	$ 1,941.05	$ 2,285.15	$ 2,281.72	$ 4,000.00	$ 4,000.00	$ 4,000.00
Senior Commision	01-1000-0000-640001	$ -	$ -	$ -	$ -	$ -	$ -
Building Comm Grant	01-1000-0000-640002	$ -	$ -	$ -	$ -	$ -	$ -
Veterans Van	01-1000-0000-640003	$ -	$ -	$ -	$ -	$ -	$ -
Recycle Program	01-1000-0000-640200	$ -	$ -	$ -	$ -	$ -	$ -
Senior Center	01-1000-0000-640710	$ -	$ -	$ 110,000.00	$ -	$ -	$ 60,000.00
Outside Agency Expenses	01-1000-0000-640720	$ 141,918.87	$ 149,930.89	$ 176,361.62	$ 290,000.00	$ 265,000.00	$ 125,000.00
Community Garden Expenses	01-1000-0000-640740	$ 707.69	$ -	$ -	$ -	$ -	$ -
Main Street Prog/Ota	01-1000-0000-640810	$ 959.98	$ -	$ -	$ -	$ 1,000.00	$ 1,000.00
Birding Festival	01-1000-0000-641060	$ 1,500.00	$ -	$ -	$ 1,500.00	$ -	$ -
Y.A.N. Expenses	01-1000-0000-641070	$ 4,566.24	$ -	$ 7,535.71	$ 10,000.00	$ 11,000.00	$ 10,000.00
Annual Appreciation Event	01-1000-0000-641100	$ 500.00	$ 2,857.92	$ 2,255.32	$ 4,000.00	$ 4,000.00	$ 5,000.00
Anniversary Celebration	01-1000-0000-641200	$ -	$ -	$ -	$ -	$ -	$ -
Travel/Training	01-1000-0000-650000	$ 3,535.95	$ 1,911.53	$ 8,392.17	$ 39,050.00	$ 7,500.00	$ 15,000.00
Subscriptions/Memberships	01-1000-0000-690000	$ 13,358.00	$ 14,225.50	$ 16,277.48	$ 21,360.00	$ 19,860.00	$ 7,500.00
Postage/Freight	01-1000-0000-690010	$ -	$ 0.61	$ -	$ 10.00	$ 50.00	$ 50.00
Council Contingency	01-1000-0000-690600	$ -	$ 283.92	$ 2,019.74	$ 14,000.00	$ -	$ -
Furnishing & Equipment	01-1000-0000-800040	$ -	$ 307.60	$ -	$ -	$ -	$ -
Gardner Property	01-1000-0000-800100	$ -	$ -	$ -	$ -	$ -	$ -
Trust Land Annexation	01-1000-0000-800110	$ -	$ -	$ -	$ -	$ -	$ -
Old Town Parking	01-1000-0000-800130	$ -	$ -	$ -	$ -	$ -	$ -
Rodeo Drive St Reimbursement	01-1000-0000-800610	$ -	$ -	$ -	$ -	$ -	$ -
Budget Reserve	01-1000-0000-990000	$ -	$ -	$ -	$ 8,240,065.00	$ -	$ 11,300,930.00
Budget Reserve - Accumulation	01-1000-0000-990010	$ -	$ -	$ -	$ 1,000,000.00	$ -	$ 1,000,000.00
Budget Reserve - General Fund	01-1000-0000-990011	$ -	$ -	$ -	$ 384,405.00	$ -	$ 367,975.00
Budget Reserve - Undesignated	01-1000-0000-990020	$ -	$ -	$ -	$ 1,607,342.00	$ 748,000.00	$ 100,000.00
Budget Reserve - Gf Cip	01-1000-0000-990030	$ -	$ -	$ -	$ 906,405.00	$ -	$ 887,930.00
Budget Reserve-Salary Plan	01-1000-0000-990040	$ -	$ -	$ -	$ -	$ -	
Budget Reserves	01-1000-0000-990060	$ -	$ -	$ -	$ 1,000,000.00	$ -	$ 1,000,000.00
		$ 282,547.09	$ 389,265.84	$ 464,651.41	$ 13,673,397.00	$ 1,186,930.00	$ 15,031,757.00

Account Name	Account Code	FY23 Actuals	FY 2024 Actual	FY 2025 Actual	FY 2026 Budget	Dept Head Est. FY 06/30/2026	FY 2027
City Clerk							
Salaries	01-1010-0000-500000	$ 196,809.42	$ 129,964.85	$ 143,249.83	$ 150,336.00	$ 156,290.00	$ 160,838.00
Temporary Employees	01-1010-0000-500001	$ -	$ -	$ -	$ -	$ -	$ -
Overtime	01-1010-0000-500010	$ 164.13	$ 126.00	$ -	$ -	$ 120.00	$ -
Social Security	01-1010-0000-501000	$ 12,311.04	$ 8,189.14	$ 9,049.35	$ 9,422.00	$ 9,700.00	$ 10,073.00
Medicare Tax	01-1010-0000-501001	$ 2,879.17	$ 1,915.18	$ 2,116.32	$ 2,204.00	$ 2,270.00	$ 2,356.00
Ariz State Retirement	01-1010-0000-501100	$ 18,759.78	$ 15,621.85	$ 16,923.30	$ 17,392.00	$ 18,770.00	$ 18,622.00
Public Safety Retirement	01-1010-0000-501101	$ -	$ -	$ -	$ -	$ -	$ -
Health/Life Insurance	01-1010-0000-501200	$ 22,295.75	$ 25,132.47	$ 27,552.55	$ 30,152.00	$ 29,960.00	$ 32,760.00
Worker's Compensation	01-1010-0000-501203	$ 362.00	$ 293.90	$ 325.93	$ 370.00	$ 400.00	$ 450.00
Clothing Allowance	01-1010-0000-501300	$ -	$ -	$ -	$ -	$ -	$ -
Recreation Membership Bene	01-1010-0000-501400	$ 299.24	$ 581.40	$ 620.16	$ 672.00	$ 630.00	$ 672.00
Gas & Oil	01-1010-0000-600010	$ 241.73	$ -	$ -	$ -	$ -	$ -
Office Supplies	01-1010-0000-601000	$ 1,964.67	$ 1,058.11	$ 1,265.59	$ 4,360.00	$ 2,480.00	$ 3,480.00
Copier Supplies	01-1010-0000-601001	$ 80.55	$ 36.34	$ 142.02	$ 500.00	$ 2,880.00	$ 800.00
Vehicle Maintenance & Repair	01-1010-0000-610000	$ 533.68	$ -	$ 90.00	$ -	$ -	$ -
Equipment Maintenance & Repair	01-1010-0000-610010	$ -	$ -	$ -	$ -	$ -	$ -
Contractual Services	01-1010-0000-620000	$ -	$ 4,812.05	$ 520.00	$ 550.00	$ 600.00	$ 750.00
Computer Support	01-1010-0000-620050	$ 725.00	$ 30,484.40	$ 39,770.70	$ 35,025.00	$ 42,240.00	$ 37,290.00
Advertising	01-1010-0000-620710	$ -	$ -	$ -	$ -	$ -	$ -
Printing & Forms	01-1010-0000-620800	$ -	$ 155.28	$ -	$ -	$ -	$ -
Utilities	01-1010-0000-630000	$ 4,623.42	$ 3,625.07	$ 4,131.05	$ 4,910.00	$ 4,560.00	$ 5,090.00
Telephone	01-1010-0000-631000	$ 1,435.86	$ 2,313.48	$ 2,594.11	$ 2,585.00	$ 3,520.00	$ 3,650.00
Election Expense	01-1010-0000-640010	$ 27,274.92	$ 167.48	$ 34,663.87	$ 10,000.00	$ -	$ 35,000.00
Travel/Training	01-1010-0000-650000	$ 2,746.59	$ 2,982.46	$ 2,267.93	$ 4,500.00	$ 2,175.00	$ 2,000.00
Continuing Education	01-1010-0000-650010	$ -	$ 114.00	$ -	$ -	$ -	$ -
Subscriptions/Memberships	01-1010-0000-690000	$ 4,215.86	$ 3,170.97	$ 591.92	$ 1,000.00	$ 350.00	$ 500.00
Postage/Freight	01-1010-0000-690010	$ 15.68	$ 21.50	$ 79.26	$ 100.00	$ 75.00	$ 100.00
Furnishing & Equipment	01-1010-0000-800040	$ -	$ 13,686.77	$ -	$ 17,975.00	$ 27,000.00	$ -
		$ 297,738.49	$ 244,452.70	$ 285,953.89	$ 292,053.00	$ 304,020.00	$ 314,431.00
Administration							
Salaries	01-1100-0000-500000	$ 382,435.63	$ 429,507.45	$ 509,555.47	$ 681,919.00	$ 458,320.00	$ 530,605.00
Overtime	01-1100-0000-500010	$ 119.15	$ 186.69	$ 107.34	$ -	$ 50.00	$ -
Holiday Pay	01-1100-0000-500020	$ 81.62	$ 151.50	$ 2.86	$ -	$ -	$ -
Social Security	01-1100-0000-501000	$ 21,319.07	$ 24,518.33	$ 29,336.69	$ 41,652.00	$ 28,420.00	$ 32,126.00
Medicare Tax	01-1100-0000-501001	$ 5,423.33	$ 6,152.26	$ 7,249.84	$ 9,971.00	$ 6,650.00	$ 7,765.00
Ariz State Retirement	01-1100-0000-501100	$ 43,690.42	$ 52,444.72	$ 52,867.87	$ 79,778.00	$ 55,010.00	$ 62,270.00
Public Safety Retirement	01-1100-0000-501101	$ -	$ -	$ -	$ -	$ -	$ -
Deferred Retirement City Contb	01-1100-0000-501105	$ 3,300.00	$ -	$ -	$ -	$ -	$ -
Health/Life Insurance	01-1100-0000-501200	$ 51,583.63	$ 66,275.21	$ 73,208.81	$ 120,126.00	$ 75,000.00	$ 137,638.00
Worker's Compensation	01-1100-0000-501203	$ 789.00	$ 918.79	$ 924.86	$ 1,050.00	$ 1,030.00	$ 1,130.00
Clothing Allowance	01-1100-0000-501300	$ -	$ -	$ -	$ -	$ -	$ -
Recreation Membership Bene	01-1100-0000-501400	$ 266.10	$ 658.92	$ 620.16	$ 1,736.00	$ 950.00	$ 2,016.00
Gas & Oil	01-1100-0000-600010	$ 23.39	$ -	$ -	$ -	$ -	$ -
Office Supplies	01-1100-0000-601000	$ 241.36	$ 2,633.01	$ 1,275.49	$ 7,460.00	$ 2,500.00	$ 3,075.00
Copier Supplies	01-1100-0000-601001	$ 1,723.64	$ 3,064.58	$ 3,225.21	$ 3,500.00	$ 3,000.00	$ 3,000.00
Vehicle Maintenance & Repair	01-1100-0000-610000	$ 304.20	$ 265.10	$ 305.89	$ 540.00	$ 500.00	$ 500.00
Equipment Maintenance & Repair	01-1100-0000-610010	$ -	$ 411.41	$ 145.60	$ -	$ -	$ -
Contractual Services	01-1100-0000-620000	$ 4,480.40	$ 44,664.63	$ 6,118.10	$ 6,230.00	$ 5,500.00	$ 231,500.00
Computer Support	01-1100-0000-620050	$ 1,810.00	$ 5,049.00	$ 6,014.00	$ 8,110.00	$ 5,960.00	$ 6,260.00
Advertising	01-1100-0000-620710	$ -	$ -	$ -	$ -	$ 655.00	$ -
Printing & Forms	01-1100-0000-620800	$ 837.54	$ -	$ 281.22	$ 3,300.00	$ 600.00	$ 600.00
Utilities	01-1100-0000-630000	$ 11,638.49	$ 10,115.21	$ 9,074.77	$ 10,060.00	$ 41,870.00	$ 46,540.00
Telephone	01-1100-0000-631000	$ 3,923.86	$ 3,902.01	$ 4,086.88	$ 4,660.00	$ 3,850.00	$ 4,270.00
Travel/Training	01-1100-0000-650000	$ 3,272.62	$ 3,312.35	$ 2,303.00	$ 23,490.00	$ 13,100.00	$ 7,500.00
Continuing Education	01-1100-0000-650010	$ -	$ 12.00	$ -	$ -	$ -	$ -
Subscriptions/Memberships	01-1100-0000-690000	$ 3,680.94	$ 1,843.31	$ 2,521.16	$ 8,915.00	$ 2,610.00	$ 3,390.00
Postage/Freight	01-1100-0000-690010	$ 0.60	$ 427.94	$ -	$ 550.00	$ 100.00	$ 100.00
Managers Contingency	01-1100-0000-690610	$ 848.89	$ 33,671.74	$ 934.57	$ 20,000.00	$ 500.00	$ 9,500.00
Enterprise Fleet Lease Expense	01-1100-0000-700090	$ 517.97	$ 2,808.83	$ 2,307.84	$ 2,300.00	$ 500.00	$ 500.00
Furnishing & Equipment	01-1100-0000-800040	$ -	$ -	$ -	$ -	$ -	$ -
		$ 542,311.85	$ 692,994.99	$ 712,467.63	$ 1,035,347.00	$ 706,675.00	$ 1,090,285.00

Account Name	Account Code	FY23 Actuals	FY 2024 Actual	FY 2025 Actual	FY 2026 Budget	Dept Head Est. FY 06/30/2026	FY 2027
Finance							
Salaries	01-1200-0000-500000	$ 259,220.40	$ 476,953.44	$ 497,974.12	$ 525,383.00	$ 456,990.00	$ 582,099.00
Overtime	01-1200-0000-500010	$ -	$ -	$ -	$ -	$ -	$ -
Holiday Pay	01-1200-0000-500020	$ 175.39	$ 238.09	$ 101.28	$ -	$ 100.00	$ -
Social Security	01-1200-0000-501000	$ 15,544.84	$ 28,412.73	$ 29,446.48	$ 32,867.00	$ 28,340.00	$ 36,394.00
Medicare Tax	01-1200-0000-501001	$ 3,635.59	$ 6,750.47	$ 6,886.53	$ 7,687.00	$ 6,630.00	$ 8,511.00
Ariz State Retirement	01-1200-0000-501100	$ 30,800.66	$ 59,807.94	$ 60,450.97	$ 62,398.00	$ 54,850.00	$ 69,089.00
Public Safety Retirement	01-1200-0000-501101	$ -	$ -	$ -	$ -	$ -	$ -
Health/Life Insurance	01-1200-0000-501200	$ 55,336.34	$ 104,251.32	$ 103,372.57	$ 100,922.00	$ 95,480.00	$ 137,465.00
Worker's Compensation	01-1200-0000-501203	$ 661.00	$ 1,128.83	$ 1,179.27	$ 1,360.00	$ 1,180.00	$ 1,300.00
Clothing Allowance	01-1200-0000-501300	$ -	$ -	$ -	$ -	$ -	$ -
Recreation Membership Bene	01-1200-0000-501400	$ 663.11	$ 1,124.04	$ 1,253.24	$ 1,848.00	$ 640.00	$ 2,016.00
Gas & Oil	01-1200-0000-600010	$ -	$ -	$ -	$ -	$ -	$ -
Office Supplies	01-1200-0000-601000	$ 5,425.30	$ 1,818.81	$ 4,645.80	$ 4,200.00	$ 2,500.00	$ 3,700.00
Copier Supplies	01-1200-0000-601001	$ -	$ 1,504.43	$ 2,072.52	$ 2,500.00	$ 2,500.00	$ 2,500.00
Vehicle Maintenance & Repair	01-1200-0000-610000	$ -	$ -	$ 31.40	$ -	$ -	$ -
Equipment Maintenance & Repair	01-1200-0000-610010	$ 150.58	$ 543.27	$ 95.00	$ 300.00	$ -	$ -
Contractual Services	01-1200-0000-620000	$ 70,494.88	$ 260,316.34	$ 101,592.05	$ 189,905.00	$ 174,040.00	$ 175,610.00
Bank Charges	01-1200-0000-620020	$ -	$ -	$ -	$ -	$ -	$ -
Audit Expense	01-1200-0000-620030	$ 36,300.00	$ 41,300.00	$ 56,791.00	$ 45,000.00	$ 45,000.00	$ 45,000.00
Sales Tax Audits	01-1200-0000-620032	$ -	$ -	$ -	$ 8,000.00	$ -	$ -
Computer Support	01-1200-0000-620050	$ 810.00	$ 11,581.67	$ 3,291.00	$ 5,570.00	$ 3,310.00	$ 3,640.00
Advertising	01-1200-0000-620710	$ 4,661.59	$ -	$ 2,761.59	$ 5,000.00	$ 10,060.00	$ 11,000.00
Printing & Forms	01-1200-0000-620800	$ 3,478.74	$ 8,006.03	$ 3,491.56	$ 6,300.00	$ 3,300.00	$ 3,800.00
Utilities	01-1200-0000-630000	$ 5,269.60	$ 7,947.50	$ 6,782.34	$ 8,030.00	$ 7,185.00	$ 7,960.00
Telephone	01-1200-0000-631000	$ 2,144.47	$ 3,265.02	$ 3,913.39	$ 3,425.00	$ 4,140.00	$ 4,270.00
State Annual Municipality Fee	01-1200-0000-640910	$ 8,251.52	$ 10,292.28	$ 10,524.71	$ 10,840.00	$ -	$ -
Travel/Training	01-1200-0000-650000	$ 1,802.23	$ 3,771.78	$ 4,078.30	$ 14,750.00	$ 10,000.00	$ 9,000.00
Continuing Education	01-1200-0000-650010	$ 13,796.89	$ 12,171.29	$ 10,771.00	$ 20,000.00	$ 20,000.00	$ 20,000.00
Subscriptions/Memberships	01-1200-0000-690000	$ 1,740.00	$ 1,890.99	$ 3,041.92	$ 2,210.00	$ 2,560.00	$ 2,560.00
Postage/Freight	01-1200-0000-690010	$ 4,108.79	$ 3,747.37	$ 3,382.80	$ 4,200.00	$ 4,200.00	$ 4,200.00
Furnishing & Equipment	01-1200-0000-800040	$ 102,288.00	$ -	$ -	$ -	$ -	$ -
		$ 626,759.92	$ 1,046,823.64	$ 917,930.84	$ 1,062,695.00	$ 933,005.00	$ 1,130,114.00
Human Resources							
Salaries	01-1210-0000-500000	$ 187,140.71	$ 242,862.55	$ 251,056.60	$ 339,588.00	$ 299,700.00	$ 335,374.00
Overtime	01-1210-0000-500010	$ -	$ -	$ -	$ -	$ -	$ -
Holiday Pay	01-1210-0000-500020	$ 82.07	$ 52.81	$ 237.60	$ -	$ 220.00	$ -
Social Security	01-1210-0000-501000	$ 11,674.27	$ 14,902.74	$ 15,591.18	$ 21,208.00	$ 18,600.00	$ 20,936.00
Medicare Tax	01-1210-0000-501001	$ 2,735.67	$ 3,496.66	$ 3,646.42	$ 4,960.00	$ 4,350.00	$ 4,896.00
Ariz State Retirement	01-1210-0000-501100	$ 21,801.27	$ 30,388.65	$ 30,440.60	$ 40,103.00	$ 35,990.00	$ 39,531.00
Public Safety Retirement	01-1210-0000-501101	$ 255.49	$ 213.58	$ 240.28	$ 250.00	$ 250.00	$ 250.00
Health/Life Insurance	01-1210-0000-501200	$ 38,935.50	$ 64,383.14	$ 60,940.58	$ 102,344.00	$ 73,550.00	$ 83,577.00
Unemployment Insurance	01-1210-0000-501202	$ 2,784.05	$ 1,711.32	$ 3,819.51	$ 10,000.00	$ 1,500.00	$ 1,500.00
Worker's Compensation	01-1210-0000-501203	$ 428.00	$ 569.64	$ 586.05	$ 680.00	$ 740.00	$ 810.00
Clothing Allowance	01-1210-0000-501300	$ -	$ -	$ -	$ -	$ -	$ -
Recreation Membership Bene	01-1210-0000-501400	$ 805.17	$ 969.00	$ 904.08	$ 1,512.00	$ 1,160.00	$ 1,344.00
Gas & Oil	01-1210-0000-600010	$ 303.05	$ 520.60	$ 186.12	$ 500.00	$ 400.00	$ 500.00
Training Supplies	01-1210-0000-600030	$ -	$ -	$ -	$ -	$ -	$ -
Office Supplies	01-1210-0000-601000	$ 1,001.98	$ 1,117.40	$ 3,059.81	$ 2,600.00	$ 1,500.00	$ 2,500.00
Copier Supplies	01-1210-0000-601001	$ -	$ 1,012.33	$ 921.43	$ 900.00	$ 900.00	$ 900.00
Vehicle Maintenance & Repair	01-1210-0000-610000	$ -	$ 46.54	$ 152.20	$ 604.00	$ -	$ -
Equipment Maintenance & Repair	01-1210-0000-610010	$ -	$ 271.63	$ 50.60	$ -	$ -	$ -
Contractual Services	01-1210-0000-620000	$ 76,802.81	$ 20,777.07	$ 15,438.62	$ 15,480.00	$ 42,525.00	$ 27,455.00
Employee Physicals/Drug Tests	01-1210-0000-620040	$ 13,831.50	$ 9,505.50	$ 10,398.25	$ 16,100.00	$ 14,100.00	$ 17,760.00
Compensation Study	01-1210-0000-620041	$ 9,000.00	$ 5,000.00	$ -	$ 35,000.00	$ 21,500.00	$ 1,000.00
Recruitment Expense	01-1210-0000-620042	$ 73,783.20	$ 2,652.37	$ 49,685.12	$ 52,000.00	$ 14,000.00	$ 22,000.00
Computer Support	01-1210-0000-620050	$ 4,043.43	$ 6,733.72	$ 7,727.62	$ 21,745.00	$ 1,700.00	$ 1,780.00
Advertising	01-1210-0000-620710	$ 1,834.05	$ 137.74	$ -	$ -	$ -	$ -
Printing & Forms	01-1210-0000-620800	$ 40.00	$ 22.50	$ -	$ 75.00	$ 125.00	$ 75.00
Utilities	01-1210-0000-630000	$ 4,111.23	$ 4,309.74	$ 3,786.99	$ 4,490.00	$ 4,460.00	$ 4,910.00
Telephone	01-1210-0000-631000	$ 1,184.47	$ 1,233.99	$ 1,795.04	$ 1,370.00	$ 2,210.00	$ 2,390.00
Safety/Personnel Committee	01-1210-0000-640020	$ 901.10	$ 3,414.51	$ 6,811.72	$ 25,225.00	$ 13,700.00	$ 7,100.00
Employee Referral Program	01-1210-0000-640025	$ 3,000.00	$ 3,750.00	$ 5,303.43	$ 12,000.00	$ 3,000.00	$ 10,000.00
Safety Expenses	01-1210-0000-640340	$ 1,003.78	$ 1,094.67	$ 374.00	$ 4,000.00	$ 4,500.00	$ 3,500.00
Travel/Training	01-1210-0000-650000	$ 6,790.44	$ 11,445.21	$ 6,769.93	$ 16,110.00	$ 7,260.00	$ 15,640.00
Continuing Education	01-1210-0000-650010	$ 18,390.00	$ -	$ 745.00	$ 10,000.00	$ 8,500.00	$ 10,000.00
Subscriptions/Memberships	01-1210-0000-690000	$ 1,866.52	$ 2,705.00	$ 2,575.00	$ 2,580.00	$ 2,805.00	$ 3,055.00
Postage/Freight	01-1210-0000-690010	$ 52.31	$ 32.16	$ 22.93	$ 30.00	$ -	$ -
Presumptive Cancer & Eapp	01-1210-0000-690120	$ 37,925.16	$ 40,763.99	$ 51,480.51	$ 60,000.00	$ 65,000.00	$ 65,000.00
Furnishing & Equipment	01-1210-0000-800040	$ -	$ -	$ -	$ -	$ -	$ -
		$ 522,507.23	$ 476,096.76	$ 534,747.22	$ 801,454.00	$ 644,245.00	$ 683,783.00

Account Name	Account Code	FY23 Actuals	FY 2024 Actual	FY 2025 Actual	FY 2026 Budget	Dept Head Est. FY 06/30/2026	FY 2027
IT Department							
Salaries	01-1220-0000-500000	$ 309,044.32	$ 356,273.45	$ 515,675.07	$ 688,448.00	$ 600,960.00	$ 706,326.00
Temporary Employees	01-1220-0000-500001	$ -	$ 7,902.00	$ -	$ 8,000.00	$ -	$ -
Overtime	01-1220-0000-500010	$ -	$ 732.08	$ -	$ 1,000.00	$ 620.00	$ 1,000.00
Holiday Pay	01-1220-0000-500020	$ -	$ 2,400.54	$ 3,940.84	$ 4,800.00	$ 2,750.00	$ 4,000.00
Social Security	01-1220-0000-501000	$ 18,890.50	$ 22,638.03	$ 32,190.12	$ 43,588.00	$ 37,470.00	$ 44,396.00
Medicare Tax	01-1220-0000-501001	$ 4,417.88	$ 5,294.45	$ 7,528.25	$ 10,194.00	$ 8,760.00	$ 10,383.00
Ariz State Retirement	01-1220-0000-501100	$ 35,100.45	$ 44,881.75	$ 63,757.02	$ 82,541.00	$ 73,900.00	$ 84,618.00
Public Safety Retirement	01-1220-0000-501101	$ -	$ -	$ -	$ -	$ -	$ -
Health/Life Insurance	01-1220-0000-501200	$ 63,787.53	$ 86,365.49	$ 119,865.31	$ 190,283.00	$ 142,970.00	$ 199,834.00
Worker's Compensation	01-1220-0000-501203	$ 676.00	$ 853.21	$ 1,242.16	$ 1,405.00	$ 1,390.00	$ 1,520.00
Clothing Allowance	01-1220-0000-501300	$ -	$ 291.33	$ -	$ 500.00	$ -	$ 500.00
Recreation Membership Bene	01-1220-0000-501400	$ 232.56	$ 723.52	$ 930.24	$ 3,024.00	$ 950.00	$ 3,024.00
Gas & Oil	01-1220-0000-600010	$ 139.02	$ 211.27	$ 160.32	$ 600.00	$ 500.00	$ 600.00
Office Supplies	01-1220-0000-601000	$ 3,318.70	$ 1,647.15	$ 2,047.56	$ 2,000.00	$ 2,500.00	$ 2,500.00
Copier Supplies	01-1220-0000-601001	$ 517.36	$ -	$ 163.08	$ 600.00	$ 1,000.00	$ 1,000.00
Vehicle Maintenance & Repair	01-1220-0000-610000	$ 1,697.59	$ 1,171.68	$ 1,434.48	$ 9,500.00	$ 1,200.00	$ 2,700.00
Equipment Maintenance & Repair	01-1220-0000-610010	$ 69.11	$ 406.53	$ 96.81	$ -	$ -	$ -
Radio Maintenance & Repair	01-1220-0000-610020	$ 44,825.72	$ 33,047.74	$ 29,653.39	$ 70,500.00	$ 59,000.00	$ 50,000.00
Contractual Services	01-1220-0000-620000	$ 208,017.08	$ 375,091.13	$ 296,741.47	$ 383,655.00	$ 428,880.00	$ 375,690.00
Bank Charges	01-1220-0000-620020	$ 5.02	$ -	$ 184.99	$ -	$ -	$ -
Employee Physicals/Drug Tests	01-1220-0000-620040	$ 370.00	$ 400.00	$ -	$ 600.00	$ 100.00	$ 100.00
Computer Support	01-1220-0000-620050	$ 270,716.71	$ 311,166.54	$ 328,156.05	$ 380,885.00	$ 342,025.00	$ 358,295.00
Advertising	01-1220-0000-620710	$ -	$ -	$ -	$ -	$ -	$ -
Utilities	01-1220-0000-630000	$ 15,460.08	$ 11,690.86	$ 13,162.15	$ 15,300.00	$ 17,000.00	$ 19,220.00
Telephone	01-1220-0000-631000	$ 4,423.25	$ 3,695.88	$ 7,128.39	$ 9,835.00	$ 7,265.00	$ 7,750.00
Repeater Expense	01-1220-0000-640320	$ 3,995.56	$ 10,452.84	$ 9,023.58	$ 26,650.00	$ 47,140.00	$ 27,700.00
Homeland Security Grant	01-1220-0000-640371	$ -	$ -	$ -	$ -	$ -	$ -
Travel/Training	01-1220-0000-650000	$ 840.77	$ 15,342.68	$ 15,441.95	$ 16,600.00	$ 18,000.00	$ 29,000.00
Continuing Education	01-1220-0000-650010	$ -	$ -	$ -	$ -	$ -	$ -
Subscriptions/Memberships	01-1220-0000-690000	$ 26,316.08	$ 25,924.46	$ 46,090.50	$ 54,620.00	$ 57,900.00	$ 57,900.00
Postage/Freight	01-1220-0000-690010	$ 31.15	$ 19.32	$ 15.23	$ -	$ -	$ -
Enterprise Fleet Lease Expense	01-1220-0000-700090	$ 6,697.62	$ 6,175.05	$ 4,996.47	$ 4,800.00	$ 4,000.00	$ 3,500.00
Furnishing & Equipment	01-1220-0000-800040	$ 338,282.67	$ 573,023.13	$ 355,130.32	$ 968,000.00	$ 720,970.00	$ 199,490.00
		$ 1,357,872.73	$ 1,897,822.11	$ 1,854,755.75	$ 2,977,928.00	$ 2,577,250.00	$ 2,191,046.00
Purchasing							
Salaries	01-1230-0000-500000	$ 130,796.25	$ -	$ -	$ -	$ -	$ -
Social Security	01-1230-0000-501000	$ 7,940.45	$ -	$ -	$ -	$ -	$ -
Medicare Tax	01-1230-0000-501001	$ 1,856.97	$ -	$ -	$ -	$ -	$ -
Ariz State Retirement	01-1230-0000-501100	$ 15,564.54	$ -	$ -	$ -	$ -	$ -
Health/Life Insurance	01-1230-0000-501200	$ 24,926.93	$ -	$ -	$ -	$ -	$ -
Worker's Compensation	01-1230-0000-501203	$ 224.00	$ -	$ -	$ -	$ -	$ -
Recreation Membership Bene	01-1230-0000-501400	$ 429.90	$ -	$ -	$ -	$ -	$ -
Office Supplies	01-1230-0000-601000	$ 594.71	$ -	$ -	$ -	$ -	$ -
Copier Supplies	01-1230-0000-601001	$ -	$ -	$ -	$ -	$ -	$ -
Vehicle Maintenance & Repair	01-1230-0000-610000	$ -	$ -	$ -	$ -	$ -	$ -
Equipment Maintenance & Repair	01-1230-0000-610010	$ -	$ -	$ -	$ -	$ -	$ -
Contractual Services	01-1230-0000-620000	$ 1,742.92	$ -	$ -	$ -	$ -	$ -
Computer Support	01-1230-0000-620050	$ 2,671.49	$ -	$ -	$ -	$ -	$ -
Advertising	01-1230-0000-620710	$ 115.09	$ -	$ -	$ -	$ -	$ -
Printing & Forms	01-1230-0000-620800	$ -	$ -	$ -	$ -	$ -	$ -
Utilities	01-1230-0000-630000	$ 1,950.10	$ -	$ -	$ -	$ -	$ -
Telephone	01-1230-0000-631000	$ 1,451.52	$ -	$ -	$ -	$ -	$ -
Travel/Training	01-1230-0000-650000	$ 263.64	$ -	$ -	$ -	$ -	$ -
Continuing Education	01-1230-0000-650010	$ -	$ -	$ -	$ -	$ -	$ -
Subscriptions/Memberships	01-1230-0000-690000	$ -	$ -	$ -	$ -	$ -	$ -
Postage/Freight	01-1230-0000-690010	$ -	$ -	$ -	$ -	$ -	$ -
Furnishing & Equipment	01-1230-0000-800040	$ -	$ -	$ -	$ -	$ -	$ -
		$ 190,528.51	$ -	$ -	$ -	$ -	$ -

Account Name	Account Code	FY23 Actuals	FY 2024 Actual	FY 2025 Actual	FY 2026 Budget	Dept Head Est. FY 06/30/2026	FY 2027
			Legal Department				
Salaries	01-1300-0000-500000	$ 267,787.72	$ 121,037.24	$ -	$ 198,179.00	$ -	
Social Security	01-1300-0000-501000	$ 13,261.56	$ 7,321.83	$ -	$ 11,272.00	$ -	
Medicare Tax	01-1300-0000-501001	$ 3,725.24	$ 1,712.38	$ -	$ 2,892.00	$ -	
Ariz State Retirement	01-1300-0000-501100	$ 23,189.61	$ 13,377.62	$ -	$ 23,133.00	$ -	
Public Safety Retirement	01-1300-0000-501101	$ -	$ -	$ -	$ -	$ -	
Health/Life Insurance	01-1300-0000-501200	$ 18,487.01	$ 12,546.68	$ -	$ 33,147.00	$ -	
Worker's Compensation	01-1300-0000-501203	$ 407.00	$ 240.45	$ -	$ -	$ -	
Clothing Allowance	01-1300-0000-501300	$ -	$ -	$ -	$ -	$ -	
Recreation Membership Bene	01-1300-0000-501400	$ -	$ -	$ -	$ 336.00	$ -	
Office Supplies	01-1300-0000-601000	$ 2,347.04	$ 5,299.16	$ -	$ 1,000.00	$ -	$ -
Copier Supplies	01-1300-0000-601001	$ -	$ -	$ 288.92	$ -	$ -	$ -
Contractual Services	01-1300-0000-620000	$ 104,360.10	$ 280,321.64	$ 326,211.25	$ 385,000.00	$ 385,000.00	$ 385,000.00
General Counsel	01-1300-0000-620060	$ -	$ -	$ -	$ -	$ -	$ -
Sewer Counsel	01-1300-0000-620061	$ -	$ -	$ -	$ -	$ -	$ -
Prosecuting Attorney	01-1300-0000-620070	$ 123,730.00	$ 120,000.00	$ 126,640.00	$ 132,000.00	$ 132,000.00	$ 132,000.00
Advertising	01-1300-0000-620710	$ -	$ -	$ -	$ -	$ -	$ -
Printing & Forms	01-1300-0000-620800	$ -	$ -	$ -	$ -	$ -	$ -
Utilities	01-1300-0000-630000	$ 983.82	$ 550.28	$ 690.02	$ 600.00	$ 950.00	$ 1,030.00
Telephone	01-1300-0000-631000	$ 1,367.07	$ 504.84	$ 187.52	$ 2,470.00	$ -	$ -
Travel/Training	01-1300-0000-650000	$ 1,468.38	$ 4,199.46	$ -	$ 1,000.00	$ -	$ -
Continuing Education	01-1300-0000-650010	$ -	$ -	$ -	$ -	$ -	$ -
Subscriptions/Memberships	01-1300-0000-690000	$ 829.00	$ 4,426.03	$ -	$ -	$ -	$ -
Postage/Freight	01-1300-0000-690010	$ 29.89	$ 44.17	$ 0.20	$ -	$ -	$ -
Furnishing & Equipment	01-1300-0000-800040	$ 5,131.44	$ -	$ -	$ -	$ -	$ -
		$ 567,104.88	$ 571,581.78	$ 454,017.91	$ 791,029.00	$ 517,950.00	$ 518,030.00
			Municipal Court				
Salaries	01-1310-0000-500000	$ 351,049.66	$ 378,027.26	$ 374,070.25	$ 321,140.00	$ 344,810.00	$ 387,994.00
Temporary Employees	01-1310-0000-500001	$ 44,407.13	$ 47,293.94	$ 55,767.45	$ 113,595.00	$ 90,610.00	$ 98,560.00
Overtime	01-1310-0000-500010	$ -	$ -	$ -	$ -	$ -	$ -
Holiday Pay	01-1310-0000-500020	$ 221.59	$ 1,322.93	$ 1,233.00	$ 1,500.00	$ 130.00	$ 500.00
Social Security	01-1310-0000-501000	$ 24,318.51	$ 26,341.41	$ 26,566.50	$ 27,265.00	$ 27,000.00	$ 24,236.00
Medicare Tax	01-1310-0000-501001	$ 5,687.32	$ 6,160.27	$ 6,213.15	$ 6,378.00	$ 6,320.00	$ 5,668.00
Ariz State Retirement	01-1310-0000-501100	$ 45,275.93	$ 50,417.36	$ 48,860.21	$ 38,717.00	$ 41,390.00	$ 46,482.00
Public Safety Retirement	01-1310-0000-501101	$ -	$ -	$ -	$ -	$ -	$ -
Health/Life Insurance	01-1310-0000-501200	$ 61,007.24	$ 63,879.33	$ 65,229.76	$ 86,069.00	$ 75,110.00	$ 138,918.00
Worker's Compensation	01-1310-0000-501203	$ 844.00	$ 926.68	$ 916.76	$ 1,050.00	$ 990.00	$ 1,080.00
Clothing Allowance	01-1310-0000-501300	$ -	$ -	$ -	$ -	$ -	$ -
Recreation Membership Bene	01-1310-0000-501400	$ 1,196.96	$ 1,227.40	$ 1,408.28	$ 1,615.00	$ 2,080.00	$ 1,949.00
Gas & Oil	01-1310-0000-600010	$ -	$ -	$ -	$ -	$ -	$ -
Office Supplies	01-1310-0000-601000	$ 2,675.89	$ 4,932.97	$ 6,445.35	$ 5,000.00	$ 6,000.00	$ 6,500.00
Copier Supplies	01-1310-0000-601001	$ 1,628.05	$ 1,599.40	$ 1,572.84	$ 2,000.00	$ 1,600.00	$ 2,200.00
Vehicle Maintenance & Repair	01-1310-0000-610000	$ -	$ -	$ -	$ -	$ -	$ -
Equipment Maintenance & Repair	01-1310-0000-610010	$ 489.89	$ 1,574.58	$ 806.72	$ 1,200.00	$ 1,200.00	$ 1,200.00
Contractual Services	01-1310-0000-620000	$ 12,545.24	$ 11,548.93	$ 11,193.09	$ 12,625.00	$ 12,485.00	$ 13,875.00
Court Audit	01-1310-0000-620031	$ -	$ -	$ -	$ 5,000.00		$ -
Recruitment Expense	01-1310-0000-620042	$ -	$ -	$ -	$ 500.00	$ -	$ -
Computer Support	01-1310-0000-620050	$ 12,420.15	$ 15,126.07	$ 16,707.42	$ 28,380.00	$ 22,000.00	$ 26,150.00
Court Appt Attorney	01-1310-0000-620071	$ 70,483.64	$ 75,686.67	$ 90,688.14	$ 80,000.00	$ 96,250.00	$ 106,000.00
Pro Tem Services	01-1310-0000-620072	$ 4,949.43	$ 8,968.25	$ 9,481.39	$ 8,500.00	$ 10,500.00	$ 11,500.00
Jury Fees	01-1310-0000-620073	$ -	$ -	$ -	$ 600.00	$ -	$ 700.00
Advertising	01-1310-0000-620710	$ -	$ -	$ -	$ -	$ -	$ -
Printing & Forms	01-1310-0000-620800	$ -	$ -	$ -	$ -	$ -	$ -
Utilities	01-1310-0000-630000	$ 11,972.72	$ 13,711.99	$ 13,846.46	$ 15,310.00	$ 14,910.00	$ 16,770.00
Telephone	01-1310-0000-631000	$ 1,852.83	$ 1,893.70	$ 1,754.35	$ 1,910.00	$ 1,260.00	$ 1,320.00
Jcef Fund Expenses	01-1310-0000-640040	$ 2,245.00	$ 1,300.00	$ 1,603.00	$ 5,000.00	$ 3,200.00	$ 3,200.00
Ftg-Fill The Gap Expense	01-1310-0000-640041	$ -	$ -	$ -	$ 5,000.00	$ -	$ 5,000.00
Court Enhancement Expenses	01-1310-0000-640042	$ 444.24	$ 2,897.66	$ -	$ 45,000.00	$ 45,000.00	$ 147,000.00
Travel/Training	01-1310-0000-650000	$ 2,260.04	$ 4,397.33	$ 3,875.57	$ 6,000.00	$ 6,000.00	$ 6,000.00
Continuing Education	01-1310-0000-650010	$ -	$ -	$ -	$ -	$ -	$ -
Subscriptions/Memberships	01-1310-0000-690000	$ 741.72	$ 1,461.29	$ 1,006.61	$ 1,800.00	$ 10,430.00	$ 7,100.00
Postage/Freight	01-1310-0000-690010	$ 1,375.09	$ 1,470.51	$ 1,408.30	$ 1,500.00	$ 1,800.00	$ 1,800.00
Misc Expense	01-1310-0000-690500	$ -	$ 186.30	$ 207.54	$ -	$ -	$ -
Furnishing & Equipment	01-1310-0000-800040	$ -	$ -	$ 19,800.00	$ -	$ -	$ -
		$ 660,092.27	$ 722,352.23	$ 760,662.14	$ 822,654.00	$ 821,075.00	$ 1,061,702.00

Account Name	Account Code	FY23 Actuals	FY 2024 Actual	FY 2025 Actual	FY 2026 Budget	Dept Head Est. FY 06/30/2026	FY 2027
Community Development							
Salaries	01-1400-0000-500000	$ 557,526.05	$ 602,369.97	$ 627,650.04	$ 693,200.00	$ 612,970.00	$ 709,215.00
Temporary Employees	01-1400-0000-500001	$ -	$ -	$ -	$ 22,880.00	$ 11,340.00	$ 22,880.00
Overtime	01-1400-0000-500010	$ -	$ 439.92	$ 33.00	$ -	$ 500.00	$ -
Social Security	01-1400-0000-501000	$ 33,440.60	$ 36,355.00	$ 38,113.56	$ 44,785.00	$ 38,740.00	$ 44,358.00
Medicare Tax	01-1400-0000-501001	$ 7,820.93	$ 8,502.43	$ 8,913.82	$ 10,477.00	$ 9,060.00	$ 10,374.00
Ariz State Retirement	01-1400-0000-501100	$ 64,648.11	$ 75,238.36	$ 75,621.13	$ 82,536.00	$ 73,620.00	$ 84,317.00
Public Safety Retirement	01-1400-0000-501101	$ -	$ -	$ -	$ -	$ -	$ -
Health/Life Insurance	01-1400-0000-501200	$ 147,730.82	$ 172,613.40	$ 169,540.91	$ 172,698.00	$ 155,510.00	$ 192,181.00
Worker's Compensation	01-1400-0000-501203	$ 5,091.00	$ 5,274.28	$ 5,746.78	$ -	$ 5,920.00	$ 6,510.00
Clothing Allowance	01-1400-0000-501300	$ 120.00	$ 2,386.21	$ 867.79	$ 1,500.00	$ 1,500.00	$ 1,500.00
Recreation Membership Bene	01-1400-0000-501400	$ 1,455.60	$ 1,938.00	$ 2,118.88	$ 3,360.00	$ 2,270.00	$ 3,360.00
Gas & Oil	01-1400-0000-600010	$ 2,133.36	$ 1,601.54	$ 2,245.52	$ 3,000.00	$ 3,000.00	$ 3,000.00
Office Supplies	01-1400-0000-601000	$ 2,906.62	$ 4,314.37	$ 3,452.05	$ 4,500.00	$ 4,500.00	$ 5,500.00
Copier Supplies	01-1400-0000-601001	$ 12,500.09	$ 5,090.88	$ 2,805.52	$ 3,250.00	$ 3,950.00	$ 4,800.00
Vehicle Maintenance & Repair	01-1400-0000-610000	$ 3,665.89	$ 3,506.84	$ 2,160.07	$ 3,400.00	$ 3,400.00	$ 4,400.00
Equipment Maintenance & Repair	01-1400-0000-610010	$ 507.49	$ -	$ 217.50	$ 4,030.00	$ 4,030.00	$ 4,450.00
Contractual Services	01-1400-0000-620000	$ 72,295.12	$ 194,601.27	$ 121,219.66	$ 350,000.00	$ 350,000.00	$ 350,000.00
Recruitment Expense	01-1400-0000-620042	$ -	$ -	$ -	$ -	$ 40.00	$ 100.00
Computer Support	01-1400-0000-620050	$ 4,087.29	$ 10,566.89	$ 37,007.73	$ 71,180.00	$ 40,545.00	$ 29,505.00
General Plan Expense	01-1400-0000-620110	$ 1,225.36	$ 1,599.53	$ 8,899.06	$ 1,000.00	$ -	$ -
Advertising	01-1400-0000-620710	$ 12,952.29	$ 3,542.14	$ 8,503.35	$ 9,300.00	$ 7,600.00	$ 9,300.00
Printing & Forms	01-1400-0000-620800	$ 370.58	$ 256.75	$ 684.81	$ 750.00	$ 650.00	$ 750.00
Utilities	01-1400-0000-630000	$ 7,098.39	$ 8,280.12	$ 7,992.92	$ 9,220.00	$ 9,230.00	$ 9,900.00
Telephone	01-1400-0000-631000	$ 3,269.74	$ 6,512.36	$ 4,518.86	$ 4,335.00	$ 4,010.00	$ 4,480.00
Old Town Home Tour	01-1400-0000-641080	$ 836.45	$ -	$ 728.01	$ 2,000.00	$ 1,100.00	$ 2,000.00
Travel/Training	01-1400-0000-650000	$ 10,086.75	$ 7,676.71	$ 7,408.84	$ 8,000.00	$ 8,000.00	$ 9,000.00
Continuing Education	01-1400-0000-650010	$ -	$ -	$ -	$ -	$ -	$ -
Subscriptions/Memberships	01-1400-0000-690000	$ 2,826.11	$ 975.12	$ 1,992.66	$ 2,500.00	$ 2,500.00	$ 2,500.00
Postage/Freight	01-1400-0000-690010	$ 1,591.54	$ 4,512.66	$ 4,641.90	$ 4,000.00	$ 4,000.00	$ 4,500.00
Enterprise Fleet Lease Expense	01-1400-0000-700090	$ 4,406.44	$ 13,420.33	$ 11,833.07	$ 11,000.00	$ 11,000.00	$ 11,000.00
Furnishing & Equipment	01-1400-0000-800040	$ 94,592.24	$ 46,686.32	$ 64,950.00	$ 118,335.00	$ 53,000.00	$ 193,335.00
		$ 1,055,184.86	$ 1,218,261.40	$ 1,219,867.44	$ 1,641,236.00	$ 1,421,985.00	$ 1,723,215.00
Engineering							
Salaries	01-1410-0000-500000	$ 293,423.73	$ 331,288.34	$ 297,758.11	$ 380,337.00	$ 346,270.00	$ 407,610.00
Overtime	01-1410-0000-500010	$ 421.02	$ 434.85	$ 558.38	$ 500.00	$ 1,000.00	$ 500.00
Holiday Pay	01-1410-0000-500020	$ -	$ -	$ 337.80	$ -	$ 130.00	$ -
Social Security	01-1410-0000-501000	$ 17,768.26	$ 20,488.21	$ 18,715.11	$ 23,953.00	$ 21,540.00	$ 25,674.00
Medicare Tax	01-1410-0000-501001	$ 4,155.57	$ 4,791.57	$ 4,376.81	$ 5,605.00	$ 5,040.00	$ 6,004.00
Ariz State Retirement	01-1410-0000-501100	$ 33,785.08	$ 41,045.49	$ 35,922.53	$ 45,052.00	$ 41,690.00	$ 48,185.00
Public Safety Retirement	01-1410-0000-501101	$ -	$ -	$ -	$ -	$ -	$ -
Health/Life Insurance	01-1410-0000-501200	$ 61,459.15	$ 67,126.72	$ 49,997.99	$ 110,595.00	$ 74,990.00	$ 87,551.00
Worker's Compensation	01-1410-0000-501203	$ 7,278.00	$ 6,583.46	$ 7,155.00	$ 8,745.00	$ 6,840.00	$ 7,520.00
Clothing Allowance	01-1410-0000-501300	$ 1,228.28	$ 866.24	$ 711.95	$ 1,200.00	$ 1,000.00	$ 1,500.00
Recreation Membership Bene	01-1410-0000-501400	$ -	$ 387.60	$ 155.04	$ 1,680.00	$ 470.00	$ 1,680.00
Operational Equip & Supplies	01-1410-0000-600000	$ 1,099.57	$ 4,552.54	$ 1,299.35	$ 6,000.00	$ 5,000.00	$ 3,500.00
Gas & Oil	01-1410-0000-600010	$ 2,293.90	$ 3,694.85	$ 3,991.40	$ 3,200.00	$ 3,200.00	$ 3,500.00
Office Supplies	01-1410-0000-601000	$ 474.89	$ 284.37	$ 1,485.57	$ 1,100.00	$ 1,000.00	$ 1,100.00
Copier Supplies	01-1410-0000-601001	$ 1,078.74	$ 452.55	$ 500.00	$ 500.00	$ 500.00	$ 500.00
Vehicle Maintenance & Repair	01-1410-0000-610000	$ 3,919.84	$ 3,330.79	$ 3,099.54	$ 2,200.00	$ 2,000.00	$ 3,400.00
Equipment Maintenance & Repair	01-1410-0000-610010	$ -	$ 751.48	$ -	$ 499.00	$ 300.00	$ 500.00
Contractual Services	01-1410-0000-620000	$ 21,963.98	$ 2.51	$ -	$ 6,000.00	$ 3,000.00	$ 6,000.00
Employee Physicals/Drug Tests	01-1410-0000-620040	$ -	$ -	$ -	$ -	$ -	$ -
Computer Support	01-1410-0000-620050	$ 1,090.00	$ 2,902.08	$ 3,746.00	$ 4,175.00	$ 3,640.00	$ 3,800.00
Advertising	01-1410-0000-620710	$ -	$ 462.43	$ 361.00	$ 500.00	$ -	$ 500.00
Printing & Forms	01-1410-0000-620800	$ -	$ -	$ -	$ -	$ -	$ -
Utilities	01-1410-0000-630000	$ 2,607.01	$ 2,574.81	$ 2,168.24	$ 2,820.00	$ 2,310.00	$ 2,550.00
Telephone	01-1410-0000-631000	$ 3,778.73	$ 3,888.85	$ 3,828.82	$ 4,220.00	$ 4,460.00	$ 5,450.00
Travel/Training	01-1410-0000-650000	$ 4,198.54	$ 3,942.41	$ 6,057.52	$ 7,300.00	$ 8,100.00	$ 8,100.00
Continuing Education	01-1410-0000-650010	$ -	$ -	$ -	$ -	$ -	$ -
Subscriptions/Memberships	01-1410-0000-690000	$ 8,935.04	$ 15,087.71	$ 20,406.18	$ 17,300.00	$ 21,150.00	$ 24,000.00
Postage/Freight	01-1410-0000-690010	$ -	$ 69.70	$ -	$ 50.00	$ -	$ 50.00
Enterprise Fleet Lease Expense	01-1410-0000-700090	$ 6,391.97	$ 15,471.21	$ 10,877.27	$ 10,000.00	$ 10,000.00	$ 9,500.00
Furnishing & Equipment	01-1410-0000-800040	$ 146,687.26	$ 3,092.89	$ 16,800.00	$ 79,200.00	$ 16,000.00	$ 50,000.00
Drainage Improvement Project	01-1410-0000-800160	$ -	$ -	$ -	$ -	$ -	$ -
		$ 624,038.56	$ 533,573.66	$ 490,309.61	$ 722,731.00	$ 579,630.00	$ 708,674.00

Account Name	Account Code	FY23 Actuals	FY 2024 Actual	FY 2025 Actual	FY 2026 Budget	Dept Head Est. FY 06/30/2026	FY 2027
			Public Works				
Salaries	01-1600-0000-500000	$ 88,722.41	$ 97,868.46	$ 185,201.40	$ 225,161.00	$ 200,300.00	$ 238,270.00
Temporary Employees	01-1600-0000-500001	$ -	$ -	$ -	$ -	$ -	$ -
Overtime	01-1600-0000-500010	$ -	$ -	$ -	$ -	$ 390.00	$ -
Holiday Pay	01-1600-0000-500020	$ -	$ -	$ -	$ -	$ -	$ -
Social Security	01-1600-0000-501000	$ 5,597.22	$ 6,178.69	$ 11,567.51	$ 14,101.00	$ 12,440.00	$ 14,914.00
Medicare Tax	01-1600-0000-501001	$ 1,308.87	$ 1,444.96	$ 2,705.43	$ 3,298.00	$ 2,910.00	$ 3,488.00
Ariz State Retirement	01-1600-0000-501100	$ 10,756.11	$ 12,417.85	$ 22,724.29	$ 26,695.00	$ 24,080.00	$ 28,221.00
Public Safety Retirement	01-1600-0000-501101	$ -	$ -	$ -	$ -	$ -	$ -
Health/Life Insurance	01-1600-0000-501200	$ 16,472.56	$ 19,600.96	$ 32,728.47	$ 39,248.00	$ 36,470.00	$ 42,887.00
Worker's Compensation	01-1600-0000-501203	$ -	$ 2,161.33	$ 2,213.68	$ 2,250.00	$ 2,300.00	$ 2,530.00
Clothing Allowance	01-1600-0000-501300	$ -	$ -	$ 318.25	$ 1,000.00	$ 1,000.00	$ 1,000.00
Recreation Membership Bene	01-1600-0000-501400	$ 0.56	$ -	$ 310.08	$ 840.00	$ 350.00	$ 840.00
Operational Equip & Supplies	01-1600-0000-600000	$ 288.73	$ 362.44	$ -	$ 300.00	$ 300.00	$ 300.00
Gas & Oil	01-1600-0000-600010	$ -	$ -	$ -	$ -	$ -	$ -
Office Supplies	01-1600-0000-601000	$ 742.59	$ 688.25	$ 88.91	$ 750.00	$ 200.00	$ 200.00
Copier Supplies	01-1600-0000-601001	$ 618.04	$ 1,960.45	$ 1,623.47	$ 2,000.00	$ 1,000.00	$ 1,000.00
Vehicle Maintenance & Repair	01-1600-0000-610000	$ -	$ -	$ -	$ 1,800.00	$ 1,800.00	$ 1,800.00
Equipment Maintenance & Repair	01-1600-0000-610010	$ -	$ 79.04	$ -	$ -	$ -	$ -
Contractual Services	01-1600-0000-620000	$ 1,849.28	$ 1,517.12	$ 1,592.38	$ 1,600.00	$ 2,000.00	$ 2,000.00
Recruitment Expense	01-1600-0000-620042	$ -	$ -	$ -	$ -	$ -	$ -
Computer Support	01-1600-0000-620050	$ 486.00	$ 1,320.13	$ 1,628.00	$ 1,840.00	$ 1,620.00	$ 1,700.00
Large Item Pickup/Comm Clean	01-1600-0000-620220	$ -	$ 49,990.00	$ -	$ 70,000.00	$ 70,000.00	$ -
Advertising	01-1600-0000-620710	$ -	$ -	$ -	$ -	$ -	$ -
Utilities	01-1600-0000-630000	$ 2,275.94	$ 2,835.23	$ 2,546.22	$ 3,145.00	$ 2,740.00	$ 2,980.00
Telephone	01-1600-0000-631000	$ 5,258.52	$ 5,459.93	$ 3,022.90	$ 5,740.00	$ 2,770.00	$ 2,720.00
Travel/Training	01-1600-0000-650000	$ 4,708.02	$ 3,332.68	$ 5,482.80	$ 6,500.00	$ 6,500.00	$ 6,500.00
Continuing Education	01-1600-0000-650010	$ -	$ -	$ -	$ -	$ -	$ -
Subscriptions/Memberships	01-1600-0000-690000	$ 882.00	$ -	$ 1,528.10	$ 2,000.00	$ 2,000.00	$ 4,500.00
Postage/Freight	01-1600-0000-690010	$ -	$ 27.81	$ 25.61	$ 25.00	$ 100.00	$ 100.00
Enterprise Fleet Lease Expense	01-1600-0000-700090	$ -	$ -	$ -	$ -	$ -	$ -
Furnishing & Equipment	01-1600-0000-800040	$ -	$ -	$ -	$ -	$ -	$ -
		$ 139,966.85	$ 207,245.33	$ 275,307.50	$ 408,293.00	$ 371,270.00	$ 355,950.00
			Transfer Station				
Temporary Employees	01-1601-0000-500001	$ -	$ -	$ -	$ -	$ -	$ -
Overtime	01-1601-0000-500010	$ -	$ -	$ -	$ -	$ -	$ -
Social Security	01-1601-0000-501000	$ -	$ -	$ -	$ -	$ -	$ -
Medicare Tax	01-1601-0000-501001	$ -	$ -	$ -	$ -	$ -	$ -
Ariz State Retirement	01-1601-0000-501100	$ -	$ -	$ -	$ -	$ -	$ -
Worker's Compensation	01-1601-0000-501203	$ -	$ -	$ -	$ -	$ -	$ -
Operational Equip & Supplies	01-1601-0000-600000	$ -	$ -	$ -	$ -	$ -	$ -
Office Supplies	01-1601-0000-601000	$ -	$ -	$ -	$ -	$ -	$ -
Copier Supplies	01-1601-0000-601001	$ -	$ -	$ -	$ -	$ -	$ -
Equipment Maintenance & Repair	01-1601-0000-610010	$ -	$ -	$ -	$ -	$ -	$ -
Contractual Services	01-1601-0000-620000	$ -	$ -	$ 132.08	$ -	$ -	$ -
Utilities	01-1601-0000-630000	$ -	$ -	$ 45.62	$ -	$ -	$ -
Telephone	01-1601-0000-631000	$ 1,108.61	$ 941.46	$ 397.48	$ -	$ -	$ -
		$ 1,108.61	$ 941.46	$ 575.18	$ -	$ -	$ -

Account Name	Account Code	FY23 Actuals	FY 2024 Actual	FY 2025 Actual	FY 2026 Budget	Dept Head Est. FY 06/30/2026	FY 2027
Maintenance							
Salaries	01-1610-0000-500000	$ 317,693.59	$ 339,407.44	$ 401,984.95	$ 509,307.00	$ 424,260.00	$ 533,713.00
Temporary Employees	01-1610-0000-500001	$ 72,831.18	$ 76,723.77	$ 83,403.70	$ 112,520.00	$ 77,000.00	$ 85,000.00
Overtime	01-1610-0000-500010	$ 15,578.56	$ 13,827.19	$ 20,850.40	$ 20,000.00	$ 14,750.00	$ 15,500.00
Holiday Pay	01-1610-0000-500020	$ 2,914.96	$ 2,232.30	$ 3,664.90	$ 3,000.00	$ 4,500.00	$ 5,000.00
Social Security	01-1610-0000-501000	$ 25,085.41	$ 26,537.99	$ 31,211.89	$ 38,884.00	$ 32,270.00	$ 33,418.00
Medicare Tax	01-1610-0000-501001	$ 5,866.72	$ 6,206.41	$ 7,299.44	$ 9,317.00	$ 7,550.00	$ 7,815.00
Ariz State Retirement	01-1610-0000-501100	$ 45,620.33	$ 49,569.66	$ 59,169.62	$ 77,382.00	$ 53,220.00	$ 63,939.00
Public Safety Retirement	01-1610-0000-501101	$ -	$ -	$ -	$ -	$ -	$ -
Health/Life Insurance	01-1610-0000-501200	$ 104,614.10	$ 115,804.33	$ 137,934.65	$ 177,238.00	$ 148,320.00	$ 194,424.00
Worker's Compensation	01-1610-0000-501203	$ 13,979.00	$ 18,136.24	$ 20,078.37	$ 24,255.00	$ 23,830.00	$ 26,210.00
Clothing Allowance	01-1610-0000-501300	$ 2,267.41	$ 2,878.79	$ 2,975.18	$ 3,450.00	$ 3,450.00	$ 3,450.00
Recreation Membership Bene	01-1610-0000-501400	$ 1,093.24	$ 841.17	$ 978.33	$ 3,360.00	$ 1,130.00	$ 3,360.00
Small Tools	01-1610-0000-600001	$ 1,043.76	$ 1,271.48	$ 6,358.67	$ 1,900.00	$ 1,900.00	$ 1,900.00
Gas & Oil	01-1610-0000-600010	$ 21,329.56	$ 20,044.32	$ 18,977.35	$ 26,000.00	$ 22,000.00	$ 22,000.00
Grounds/Parks Maint Supplies	01-1610-0000-600041	$ 32,276.17	$ 32,837.10	$ 30,823.04	$ 32,500.00	$ 32,500.00	$ 32,500.00
Office Supplies	01-1610-0000-601000	$ 139.99	$ 195.91	$ 119.07	$ 200.00	$ 200.00	$ 200.00
Vehicle Maintenance & Repair	01-1610-0000-610000	$ 8,490.10	$ 11,315.26	$ 8,551.13	$ 8,600.00	$ 7,000.00	$ 7,500.00
Equipment Maintenance & Repair	01-1610-0000-610010	$ 14,801.41	$ 33,418.11	$ 24,988.16	$ 35,100.00	$ 37,100.00	$ 35,100.00
BLDG M&R - Community Club Hous	01-1610-0000-610110	$ 212.95	$ 825.37	$ 963.96	$ 1,300.00	$ 1,300.00	$ 1,300.00
BLDG M&R - Council Chambers	01-1610-0000-610111	$ 87.08	$ 6,891.75	$ 59.60	$ 1,200.00	$ 1,200.00	$ 1,200.00
BLDG M&R - Administration	01-1610-0000-610112	$ 438.05	$ 959.42	$ 11,284.14	$ 1,160.00	$ 1,160.00	$ 3,700.00
BLDG M&R - Fin/Hr	01-1610-0000-610113	$ 93.72	$ 2,265.43	$ 7,133.18	$ 16,700.00	$ 16,700.00	$ 1,200.00
BLDG M&R - Court	01-1610-0000-610114	$ -	$ -	$ -	$ -	$ -	$ -
BLDG M&R - Bac & It	01-1610-0000-610115	$ 5.95	$ -	$ -	$ 190.00	$ 190.00	$ 190.00
BLDG M&R - Airport	01-1610-0000-610116	$ -	$ -	$ -	$ -	$ -	$ -
BLDG M&R - Public Works	01-1610-0000-610117	$ 5,031.14	$ 7,127.98	$ 16,949.56	$ 7,150.00	$ 10,000.00	$ 3,200.00
BLDG M&R - Maintenance	01-1610-0000-610118	$ -	$ -	$ -	$ -	$ -	$ -
BLDG M&R - Transfer Station	01-1610-0000-610119	$ -	$ -	$ -	$ -	$ -	$ -
BLDG M&R - Public Safety	01-1610-0000-610120	$ 1,887.03	$ 5,229.95	$ 1,928.83	$ 2,000.00	$ 2,000.00	$ 2,000.00
BLDG M&R - Police Dept	01-1610-0000-610121	$ 4,479.30	$ 2,591.71	$ 10,071.63	$ 3,450.00	$ 3,450.00	$ 12,600.00
BLDG M&R - Fire Dept	01-1610-0000-610122	$ 3,963.70	$ 2,335.40	$ 14,197.58	$ 5,050.00	$ 5,000.00	$ 5,100.00
BLDG M&R - Old Fire Dept	01-1610-0000-610123	$ 165.06	$ 74.06	$ 15,426.87	$ 10,000.00	$ 10,000.00	$ 1,000.00
BLDG M&R - Animal Shelter	01-1610-0000-610124	$ 1,196.60	$ 5,925.41	$ 591.80	$ 1,200.00	$ 1,200.00	$ 1,200.00
BLDG M&R - Communications Cent	01-1610-0000-610135	$ 13,689.49	$ 4,127.05	$ 7,769.38	$ 4,860.00	$ 6,970.00	$ 5,360.00
BLDG M&R - Library	01-1610-0000-610140	$ -	$ -	$ -	$ -	$ -	$ -
BLDG M&R - Parks	01-1610-0000-610141	$ 5,680.94	$ 5,383.21	$ 5,261.24	$ 7,000.00	$ 7,000.00	$ 8,000.00
BLDG M&R - Boys & Girls Club	01-1610-0000-610142	$ -	$ -	$ -	$ -	$ -	$ -
BLDG M&R - Disc Golf Course	01-1610-0000-610143	$ 228.83	$ 2,260.68	$ 5,199.74	$ 2,000.00	$ -	$ 2,000.00
BLDG M&R - H20 Dept	01-1610-0000-610150	$ -	$ -	$ -	$ -	$ -	$ -
BLDG M&R - Wwtp	01-1610-0000-610151	$ -	$ 609.90	$ -	$ -	$ -	$ -
Contractual Services	01-1610-0000-620000	$ 29,684.63	$ 37,077.83	$ 39,820.52	$ 45,000.00	$ 45,000.00	$ 45,000.00
Employee Physicals/Drug Tests	01-1610-0000-620040	$ 90.00	$ 131.75	$ 90.00	$ 300.00	$ 300.00	$ 300.00
Computer Support	01-1610-0000-620050	$ 1,354.07	$ 1,159.72	$ 1,404.24	$ 1,785.00	$ 1,430.00	$ 1,580.00
Ground Maint Contract	01-1610-0000-620200	$ -	$ -	$ -	$ -	$ -	$ -
Utilities	01-1610-0000-630000	$ 8,516.88	$ 8,470.28	$ 7,030.10	$ 8,270.00	$ 8,000.00	$ 8,870.00
Telephone	01-1610-0000-631000	$ 1,617.47	$ 1,834.64	$ 2,413.92	$ 2,415.00	$ 2,770.00	$ 2,850.00
Vandalism Repairs	01-1610-0000-640100	$ 925.02	$ 2,081.26	$ 700.69	$ 2,500.00	$ 2,500.00	$ 2,500.00
Travel/Training	01-1610-0000-650000	$ 1,971.41	$ 2,895.91	$ 2,855.10	$ 3,300.00	$ 3,300.00	$ 3,300.00
Continuing Education	01-1610-0000-650010	$ -	$ -	$ -	$ -	$ -	$ -
Equipment Rental	01-1610-0000-660100	$ -	$ -	$ 80.67	$ 500.00	$ -	$ 500.00
Postage/Freight	01-1610-0000-690010	$ -	$ -	$ -	$ -	$ -	$ -
Enterprise Fleet Lease Expense	01-1610-0000-700090	$ 901.62	$ 6,313.90	$ 23,084.95	$ 21,000.00	$ 24,100.00	$ 22,000.00
Furnishing & Equipment	01-1610-0000-800040	$ 219,830.65	$ 195,044.10	$ 93,426.66	$ 190,000.00	$ 89,900.00	$ 228,000.00
		$ 987,677.08	$ 1,052,864.18	$ 1,127,113.21	$ 1,421,343.00	$ 1,134,450.00	$ 1,433,979.00

Account Name	Account Code	FY23 Actuals	FY 2024 Actual	FY 2025 Actual	FY 2026 Budget	Dept Head Est. FY 06/30/2026	FY 2027
Non-Departmental							
Admin-SVCS - BLDG Restoration	01-1800-0000-610160	$ -	$ -	$ -	$ -	$ -	$ -
Contractual Services/Naipta	01-1800-0000-620130	$ -	$ -	$ -	$ -	$ -	$ -
Custodial Contract	01-1800-0000-620210	$ 243,842.10	$ 246,536.40	$ 242,248.54	$ 250,000.00	$ 232,800.00	$ 232,800.00
Auction Fees	01-1800-0000-620900	$ -	$ -	$ -	$ -	$ -	$ -
Chamber Of Commerce	01-1800-0000-640800	$ 73,333.37	$ 94,996.95	$ 109,999.92	$ 110,000.00	$ 110,000.00	$ 110,000.00
State And Federal Fines & Fees	01-1800-0000-640905	$ -	$ -	$ -	$ -	$ -	$ -
Airport Land Lease Fees	01-1800-0000-660200	$ 32,343.75	$ 25,875.00	$ 19,406.25	$ 25,875.00	$ 25,875.00	$ 25,875.00
Liability Insurance	01-1800-0000-690100	$ 339,910.25	$ 453,467.64	$ 431,309.37	$ 598,810.00	$ 673,800.00	$ 821,340.00
Liability Ins Deductible	01-1800-0000-690110	$ 4,849.31	$ 94,988.75	$ 6,199.78	$ 35,000.00	$ 35,000.00	$ 35,000.00
Other Financing Uses	01-1800-0000-690501	$ -	$ -	$ -	$ -	$ -	$ -
Other Financing Uses	01-1800-0000-690510	$ -	$ -	$ -	$ -	$ -	$ -
LP- Fy12 City Wide Equip Princ	01-1800-0000-700010	$ -	$ -	$ -	$ -	$ -	$ -
LP- Fy12 City Wide Equip Int	01-1800-0000-700011	$ -	$ -	$ -	$ -	$ -	$ -
LP Mobile Data Terminals Princ	01-1800-0000-700020	$ -	$ -	$ -	$ -	$ -	$ -
LP Mobile Data Terminals Int	01-1800-0000-700021	$ -	$ -	$ -	$ -	$ -	$ -
LP- Fy10 Pd Vehicles Principal	01-1800-0000-700030	$ -	$ -	$ -	$ -	$ -	$ -
LP- Fy10 Pd Vehicles Interest	01-1800-0000-700031	$ -	$ -	$ -	$ -	$ -	$ -
LP - Emergency Comm Cent Princ	01-1800-0000-700040	$ -	$ -	$ -	$ -	$ -	$ -
LP -Emergency Comm Cent Int	01-1800-0000-700041	$ -	$ -	$ -	$ -	$ -	$ -
LP Suntrust - Fire Veh Princ	01-1800-0000-700050	$ -	$ -	$ -	$ -	$ -	$ -
LP Suntrust - Fire Veh Int	01-1800-0000-700051	$ -	$ -	$ -	$ -	$ -	$ -
LP Fy17 City Wide Equip Princ	01-1800-0000-700060	$ -	$ -	$ -	$ -	$ -	$ -
LP Fy17 City Wide Equip Ints	01-1800-0000-700061	$ -	$ -	$ -	$ -	$ -	$ -
LP-Fy2013 City Wide Us Bank	01-1800-0000-700070	$ -	$ -	$ -	$ -	$ -	$ -
LP-Fy 2013 City Wide Us- Inter	01-1800-0000-700071	$ -	$ -	$ -	$ -	$ -	$ -
Enterprise Lease Principal Pay	01-1800-0000-700091	$ 395,471.36	$ 353,626.28	$ 489,619.00	$ 600,000.00	$ 654,200.00	$ 900,000.00
GADA Psb - Principal	01-1800-0000-701030	$ -	$ -	$ -	$ -	$ -	$ -
		$ 1,089,750.14	$ 1,269,491.02	$ 1,298,782.86	$ 1,619,685.00	$ 1,731,675.00	$ 2,125,015.00

Account Name	Account Code	FY23 Actuals	FY 2024 Actual	FY 2025 Actual	FY 2026 Budget	Dept Head Est. FY 06/30/2026	FY 2027
Police Department							
Salaries	01-2000-0000-500000	$ 3,018,506.82	$ 3,439,666.44	$ 3,477,883.64	$ 3,735,771.00	$ 3,892,690.00	$ 4,064,897.00
Temporary Employees	01-2000-0000-500001	$ 64,735.08	$ 66,719.88	$ 139,976.29	$ 150,000.00	$ 98,050.00	$ 102,250.00
Overtime	01-2000-0000-500010	$ 290,179.84	$ 179,331.01	$ 225,004.34	$ 240,000.00	$ 273,230.00	$ 275,000.00
Holiday Pay	01-2000-0000-500020	$ 76,589.32	$ 57,170.39	$ 14,669.03	$ 15,000.00	$ 29,400.00	$ 30,000.00
Social Security	01-2000-0000-501000	$ 207,717.76	$ 225,756.16	$ 232,432.15	$ 257,865.00	$ 266,190.00	$ 253,160.00
Medicare Tax	01-2000-0000-501001	$ 48,638.87	$ 52,797.98	$ 54,359.13	$ 60,310.00	$ 62,250.00	$ 59,212.00
Ariz State Retirement	01-2000-0000-501100	$ 88,265.40	$ 86,008.86	$ 99,791.23	$ 111,544.00	$ 100,420.00	$ 103,350.00
Public Safety Retirement	01-2000-0000-501101	$ 264,658.49	$ 332,421.79	$ 353,790.93	$ 486,671.00	$ 566,880.00	$ 586,615.00
Health/Life Insurance	01-2000-0000-501200	$ 655,006.79	$ 739,459.43	$ 708,442.10	$ 934,567.00	$ 836,850.00	$ 938,460.00
Long Term Disability Insurance	01-2000-0000-501201	$ -	$ -	$ -	$ -	$ -	$ -
Worker's Compensation	01-2000-0000-501203	$ 142,117.00	$ 160,432.67	$ 148,099.20	$ 174,180.00	$ 179,720.00	$ 197,690.00
Clothing Allowance	01-2000-0000-501300	$ 29,751.99	$ 40,461.45	$ 43,468.05	$ 56,425.00	$ 44,425.00	$ 56,425.00
Recreation Membership Bene	01-2000-0000-501400	$ 4,065.04	$ 4,612.44	$ 5,387.64	$ 15,456.00	$ 5,660.00	$ 15,792.00
Operational Equip & Supplies	01-2000-0000-600000	$ 1,164.01	$ 6,233.28	$ 6,010.14	$ 10,500.00	$ 6,000.00	$ 4,000.00
Gas & Oil	01-2000-0000-600010	$ 123,616.07	$ 159,836.57	$ 133,144.84	$ 135,000.00	$ 125,000.00	$ 135,000.00
Training Supplies	01-2000-0000-600030	$ 125,922.17	$ 113,985.40	$ 126,098.55	$ 103,000.00	$ 103,000.00	$ 105,000.00
Range Supplies	01-2000-0000-600035	$ 184.56	$ 5,478.54	$ 5,608.58	$ 7,500.00	$ 7,500.00	$ 7,500.00
Building Supplies	01-2000-0000-600042	$ 7,496.57	$ 4,209.51	$ 7,316.16	$ 11,600.00	$ 11,600.00	$ 10,600.00
Bulletproof Vests	01-2000-0000-600050	$ 6,708.36	$ 6,752.76	$ 14,746.59	$ 15,000.00	$ 15,000.00	$ 15,000.00
Swat Equipment	01-2000-0000-600051	$ 28,704.77	$ 23,596.19	$ 40,113.48	$ 71,500.00	$ 71,500.00	$ 29,500.00
Office Supplies	01-2000-0000-601000	$ 25,986.21	$ 20,369.24	$ 24,382.32	$ 26,000.00	$ 26,000.00	$ 32,500.00
Copier Supplies	01-2000-0000-601001	$ 1,073.38	$ 3,952.96	$ 3,375.67	$ 5,900.00	$ 5,900.00	$ 5,900.00
Vehicle Maintenance & Repair	01-2000-0000-610000	$ 110,226.65	$ 176,776.74	$ 141,037.12	$ 97,000.00	$ 102,000.00	$ 97,000.00
Equipment Maintenance & Repair	01-2000-0000-610010	$ 5,997.87	$ 1,918.71	$ 5,629.18	$ 2,500.00	$ 2,500.00	$ 2,500.00
Contractual Services	01-2000-0000-620000	$ 9,847.59	$ 7,454.39	$ 5,808.27	$ 178,930.00	$ 177,230.00	$ 177,230.00
Employee Physicals/Drug Tests	01-2000-0000-620040	$ 1,325.00	$ 6,959.26	$ 7,190.00	$ 6,500.00	$ 6,500.00	$ 6,500.00
Recruitment Expense	01-2000-0000-620042	$ -	$ -	$ 103.66	$ 2,500.00	$ 2,500.00	$ 2,500.00
Computer Support	01-2000-0000-620050	$ 24,693.07	$ 47,936.00	$ 61,598.89	$ 74,495.00	$ 72,320.00	$ 74,660.00
Vehicle Towing Expense	01-2000-0000-620400	$ 900.89	$ 2,369.79	$ 1,015.89	$ 5,000.00	$ 5,000.00	$ 5,000.00
Tow Revenues Expenditures	01-2000-0000-620401	$ 924.34	$ -	$ 99.79	$ 6,000.00	$ 6,000.00	$ 6,000.00
Advertising	01-2000-0000-620710	$ -	$ -	$ 225.66	$ -	$ -	$ -
Printing & Forms	01-2000-0000-620800	$ 836.53	$ 584.93	$ 2,560.81	$ 2,500.00	$ 1,500.00	$ 2,500.00
Film And Developing	01-2000-0000-620810	$ -	$ -	$ -	$ -	$ -	$ -
Utilities	01-2000-0000-630000	$ 40,929.72	$ 43,845.11	$ 45,534.80	$ 48,210.00	$ 58,000.00	$ 64,280.00
Telephone	01-2000-0000-631000	$ 66,584.36	$ 83,333.55	$ 71,995.59	$ 87,385.00	$ 125,530.00	$ 80,440.00
Invest/Detective Expenses	01-2000-0000-640300	$ 38,759.92	$ 38,406.97	$ 53,837.07	$ 97,145.00	$ 96,705.00	$ 184,480.00
DUI Expenses	01-2000-0000-640310	$ 498.25	$ 293.17	$ 1,813.34	$ 1,500.00	$ 1,500.00	$ 1,500.00
Canine Vet/Feed	01-2000-0000-640330	$ 11,694.72	$ 15,068.49	$ 19,852.08	$ 20,000.00	$ 20,000.00	$ 20,000.00
Safety Expenses	01-2000-0000-640340	$ 3,393.98	$ 1,591.45	$ 8,050.00	$ 19,200.00	$ 19,200.00	$ 19,500.00
SB1398 Police Equipment	01-2000-0000-640341	$ 6,780.82	$ 4,225.90	$ 4,186.49	$ 5,000.00	$ 5,000.00	$ 5,000.00
DMRO Expenses	01-2000-0000-640345	$ 168.03	$ -	$ -	$ 1,000.00	$ 1,000.00	$ 1,000.00
Community Relations	01-2000-0000-640350	$ -	$ -	$ -	$ -	$ -	$ -
Community Policing	01-2000-0000-640360	$ 14,837.33	$ 6,814.14	$ 7,979.23	$ 9,000.00	$ 9,000.00	$ 9,000.00
Explorer Program	01-2000-0000-640361	$ -	$ -	$ -	$ -	$ -	$ -
Reserve/Vip Program	01-2000-0000-640362	$ 1,908.13	$ 2,706.44	$ -	$ 2,000.00	$ 150.00	$ 150.00
100 Club Az Safety En Stipend	01-2000-0000-640363	$ -	$ -	$ -	$ -	$ -	$ -
LLBG 00-144 Grant Match	01-2000-0000-640370	$ -	$ -	$ -	$ -	$ -	$ -
Homeland Security Grant	01-2000-0000-640371	$ 8,250.00	$ 30,121.79	$ 42,000.00	$ 62,000.00	$ 62,000.00	$ 162,000.00
AZ DUI Abatement Grant	01-2000-0000-640372	$ -	$ -	$ -	$ -	$ -	$ -
DOJ - Grants	01-2000-0000-640373	$ 677.20	$ 6,330.20	$ 200.00	$ -	$ 75,000.00	$ 25,000.00
Governor'S Hiway Safety Grant	01-2000-0000-640374	$ 5,208.64	$ 22.78	$ 10,513.57	$ 43,015.00	$ 15,000.00	$ 140,100.00
AZ Auto Theft Grant	01-2000-0000-640375	$ -	$ -	$ -	$ -	$ -	$ -
County Rico Grant	01-2000-0000-640376	$ 828.56	$ 13,888.29	$ 8,500.00	$ 5,000.00		$ 5,000.00
Miscellaneous Grants	01-2000-0000-640377	$ 49,404.53	$ -	$ 208,878.29	$ 752,440.00	$ 33,840.00	$ 1,380,000.00
Federal Rico Grant Funds	01-2000-0000-640379	$ 14,275.85	$ -	$ -	$ 5,000.00	$ -	
Yavapai County Grant	01-2000-0000-640463	$ 2,400.00	$ -	$ -	$ 50,000.00	$ -	$ 50,000.00
Travel/Training	01-2000-0000-650000	$ 49,405.16	$ 57,754.47	$ 50,194.06	$ 58,500.00	$ 47,500.00	$ 57,700.00
Continuing Education	01-2000-0000-650010	$ -	$ -	$ -	$ -	$ -	$ -
Subscriptions/Memberships	01-2000-0000-690000	$ 2,870.90	$ 2,805.58	$ 2,858.34	$ 2,500.00	$ 2,500.00	$ 2,500.00
Postage/Freight	01-2000-0000-690010	$ 1,848.13	$ 1,662.82	$ 646.61	$ 1,500.00	$ 1,500.00	$ 1,500.00
Enterprise Fleet Lease Expense	01-2000-0000-700090	$ 72,892.79	$ 227,408.21	$ 269,812.01	$ 240,000.00	$ 223,500.00	$ 245,500.00
Psprs Pension Bond Principal	01-2000-0000-704010	$ 542,115.12	$ 700,877.40	$ 828,661.68	$ 995,170.00	$ 995,170.00	$ 925,470.00
PSPRS Bonding Interest	01-2000-0000-704011	$ 316,957.24	$ 314,745.48	$ 310,350.96	$ 302,555.00	$ 302,555.00	$ 291,200.00
PSPRS Bonding Trustee Fees	01-2000-0000-704012	$ 770.00	$ 770.00	$ 770.00	$ 770.00	$ 775.00	$ 775.00
Furnishing & Equipment	01-2000-0000-800040	$ 550,818.63	$ 2,055,528.69	$ 272,940.58	$ 155,000.00	$ 316,425.00	$ 442,000.00
		$ 7,170,118.45	$ 9,581,453.70	$ 8,308,944.03	$ 9,963,104.00	$ 9,514,665.00	$ 11,515,836.00

Account Name	Account Code	FY23 Actuals	FY 2024 Actual	FY 2025 Actual	FY 2026 Budget	Dept Head Est. FY 06/30/2026	FY 2027
Communications							
Salaries	01-2010-0000-500000	$ 969,824.57	$ 1,113,480.69	$ 1,226,003.77	$ 1,473,092.00	$ 1,262,320.00	$ 1,505,862.00
Overtime	01-2010-0000-500010	$ 247,165.30	$ 247,720.85	$ 221,212.21	$ 225,000.00	$ 264,660.00	$ 260,000.00
Holiday Pay	01-2010-0000-500020	$ 30,697.79	$ 35,859.37	$ 38,381.76	$ 40,000.00	$ 47,790.00	$ 50,000.00
Social Security	01-2010-0000-501000	$ 75,972.15	$ 84,986.66	$ 89,531.44	$ 108,241.00	$ 97,640.00	$ 93,843.00
Medicare Tax	01-2010-0000-501001	$ 17,767.60	$ 19,876.00	$ 20,938.93	$ 25,317.00	$ 22,830.00	$ 21,947.00
Ariz State Retirement	01-2010-0000-501100	$ 147,941.72	$ 176,077.96	$ 181,064.70	$ 208,571.00	$ 188,970.00	$ 217,540.00
Public Safety Retirement	01-2010-0000-501101	$ -	$ -	$ -	$ -	$ -	$ -
Health/Life Insurance	01-2010-0000-501200	$ 249,219.80	$ 293,416.82	$ 329,946.68	$ 482,639.00	$ 354,420.00	$ 550,495.00
Worker's Compensation	01-2010-0000-501203	$ 2,659.00	$ 3,146.39	$ 3,462.18	$ 4,005.00	$ 3,890.00	$ 4,280.00
Clothing Allowance	01-2010-0000-501300	$ -	$ -	$ 215.78	$ 2,000.00	$ 2,000.00	$ 3,380.00
Recreation Membership Bene	01-2010-0000-501400	$ 1,368.46	$ 1,602.08	$ 1,653.76	$ 7,728.00	$ 2,200.00	$ 7,728.00
Office Supplies	01-2010-0000-601000	$ 8,950.38	$ 16,484.67	$ 6,227.87	$ 6,900.00	$ 6,900.00	$ 6,350.00
Copier Supplies	01-2010-0000-601001	$ 536.68	$ 1,904.21	$ 1,947.47	$ 2,380.00	$ 2,780.00	$ 2,780.00
Equipment Maintenance & Repair	01-2010-0000-610010	$ 5,961.37	$ 6,914.02	$ 5,675.73	$ 6,400.00	$ 3,400.00	$ 6,400.00
Radio Maintenance & Repair	01-2010-0000-610020	$ -	$ -	$ -	$ -	$ -	$ -
Contractual Services	01-2010-0000-620000	$ 869.09	$ 670.23	$ 636.00	$ 2,000.00	$ 2,000.00	$ 2,000.00
Employee Physicals/Drug Tests	01-2010-0000-620040	$ 1,575.00	$ 800.00	$ 475.00	$ 1,600.00	$ 1,600.00	$ 1,600.00
Computer Support	01-2010-0000-620050	$ 3,949.82	$ 9,517.12	$ 12,393.00	$ 18,475.00	$ 19,770.00	$ 35,380.00
Utilities	01-2010-0000-630000	$ 39,104.84	$ 35,713.02	$ 40,087.01	$ 48,155.00	$ 42,540.00	$ 48,220.00
Telephone	01-2010-0000-631000	$ 9,377.37	$ 8,367.12	$ 5,258.07	$ 9,105.00	$ 6,760.00	$ 7,050.00
Repeater Expense	01-2010-0000-640320	$ 7,289.35	$ -	$ -	$ -	$ -	$ -
Safety Expenses	01-2010-0000-640340	$ 790.09	$ 958.27	$ 1,016.39	$ 1,200.00	$ 1,200.00	$ 1,200.00
Community Policing	01-2010-0000-640360	$ 534.45	$ 694.90	$ 2,018.46	$ 2,000.00	$ 2,000.00	$ 2,000.00
Travel/Training	01-2010-0000-650000	$ 13,973.36	$ 6,924.40	$ 13,063.53	$ 22,000.00	$ 22,000.00	$ 28,400.00
Continuing Education	01-2010-0000-650010	$ -	$ -	$ -	$ -	$ -	$ -
Subscriptions/Memberships	01-2010-0000-690000	$ 639.00	$ 1,155.90	$ 1,534.72	$ 1,720.00	$ 1,720.00	$ 1,720.00
Postage/Freight	01-2010-0000-690010	$ -	$ -	$ -	$ -	$ -	$ -
Liability Insurance	01-2010-0000-690100	$ 26,047.00	$ 26,207.00	$ 35,234.00	$ 48,950.00	$ 21,635.00	$ 26,443.00
Furnishing & Equipment	01-2010-0000-800040	$ -	$ 33,432.35	$ 33,498.13	$ 50,000.00	$ 30,175.00	$ 15,000.00
		$ 1,862,214.19	$ 2,125,910.03	$ 2,271,476.59	$ 2,797,478.00	$ 2,411,200.00	$ 2,899,618.00

Account Name	Account Code	FY23 Actuals	FY 2024 Actual	FY 2025 Actual	FY 2026 Budget	Dept Head Est. FY 06/30/2026	FY 2027
Fire Department							
Salaries	01-2100-0000-500000	$ 2,120,038.67	$ 2,225,142.40	$ 2,381,987.92	$ 2,535,804.00	$ 2,387,860.00	$ 2,622,078.00
Temporary Employees	01-2100-0000-500001	$ -	$ -	$ -	$ -	$ -	$ -
Volunteer Fireperson	01-2100-0000-500002	$ -	$ (5.34)	$ -	$ 3,600.00	$ -	$ 3,600.00
Overtime	01-2100-0000-500010	$ 75,294.56	$ 112,927.11	$ 155,136.47	$ 150,000.00	$ 200,000.00	$ 175,000.00
Holiday Pay	01-2100-0000-500020	$ 46,644.09	$ 46,408.39	$ 45,217.68	$ 47,000.00	$ 57,170.00	$ 60,000.00
Social Security	01-2100-0000-501000	$ 2,804.68	$ 5,466.86	$ 6,724.35	$ 11,291.00	$ 8,660.00	$ 7,812.00
Medicare Tax	01-2100-0000-501001	$ 31,248.20	$ 33,525.47	$ 36,150.45	$ 39,867.00	$ 38,350.00	$ 38,222.00
Ariz State Retirement	01-2100-0000-501100	$ 19,082.18	$ 26,158.38	$ 28,474.12	$ 31,972.00	$ 29,050.00	$ 24,445.00
Public Safety Retirement	01-2100-0000-501101	$ 237,038.25	$ 334,873.32	$ 256,131.05	$ 269,593.00	$ 242,300.00	$ 275,172.00
Volunteer FF Retirement	01-2100-0000-501102	$ -	$ -	$ -	$ -	$ -	$ -
Health/Life Insurance	01-2100-0000-501200	$ 444,305.17	$ 499,520.45	$ 544,762.56	$ 565,279.00	$ 561,810.00	$ 628,713.00
Long Term Disability Insurance	01-2100-0000-501201	$ -	$ -	$ -	$ -	$ -	$ -
Worker's Compensation	01-2100-0000-501203	$ 97,316.00	$ 108,252.41	$ 112,883.06	$ 129,565.00	$ 125,650.00	$ 138,210.00
Clothing Allowance	01-2100-0000-501300	$ 21,390.00	$ 22,678.00	$ 35,900.00	$ 78,000.00	$ 39,000.00	$ 39,000.00
Recreation Membership Bene	01-2100-0000-501400	$ 1,677.08	$ 2,907.00	$ 3,100.80	$ 10,080.00	$ 3,560.00	$ 10,080.00
Operational Equip & Supplies	01-2100-0000-600000	$ 69,437.29	$ 47,937.95	$ 96,414.07	$ 83,000.00	$ 83,000.00	$ 85,000.00
Gas & Oil	01-2100-0000-600010	$ 24,887.60	$ 26,465.93	$ 33,424.66	$ 30,000.00	$ 45,000.00	$ 50,000.00
Protective Clothing	01-2100-0000-600052	$ 134,337.58	$ 75,005.00	$ 115,056.25	$ 100,000.00	$ 100,405.00	$ 116,700.00
Office Supplies	01-2100-0000-601000	$ 1,507.84	$ 902.13	$ 555.34	$ 3,000.00	$ 3,000.00	$ 3,000.00
Copier Supplies	01-2100-0000-601001	$ -	$ 575.43	$ 489.10	$ 1,000.00	$ 1,000.00	$ 1,000.00
Vehicle Maintenance & Repair	01-2100-0000-610000	$ 57,222.96	$ 66,545.57	$ 84,538.82	$ 74,000.00	$ 100,000.00	$ 106,500.00
Equipment Maintenance & Repair	01-2100-0000-610010	$ 26,417.59	$ 19,482.36	$ 21,514.66	$ 30,000.00	$ 25,000.00	$ 34,000.00
Radio Maintenance & Repair	01-2100-0000-610020	$ -	$ 373.31	$ 13.46	$ 1,200.00	$ 500.00	$ 6,300.00
Contractual Services	01-2100-0000-620000	$ 3,260.19	$ 3,865.08	$ 4,531.78	$ 4,200.00	$ 20,300.00	$ 15,200.00
Employee Physicals/Drug Tests	01-2100-0000-620040	$ 14,400.00	$ 18,830.00	$ 120,950.00	$ 150,000.00	$ 145,100.00	$ 95,000.00
Recruitment Expense	01-2100-0000-620042	$ -	$ -	$ -	$ 11,125.00	$ 11,000.00	$ 7,500.00
Computer Support	01-2100-0000-620050	$ 16,914.38	$ 28,685.84	$ 30,355.05	$ 27,820.00	$ 37,670.00	$ 39,430.00
Advertising	01-2100-0000-620710	$ -	$ 1.63	$ 845.00	$ 500.00	$ 5.00	$ 500.00
Utilities	01-2100-0000-630000	$ 20,508.57	$ 23,755.75	$ 25,615.77	$ 28,310.00	$ 26,290.00	$ 29,550.00
Telephone	01-2100-0000-631000	$ 12,046.64	$ 11,299.57	$ 21,260.04	$ 21,245.00	$ 26,650.00	$ 30,790.00
Governor'S Hiway Safety Grant	01-2100-0000-640374	$ -	$ -	$ -	$ 20,000.00	$ -	$ -
Miscellaneous Grants	01-2100-0000-640377	$ -	$ -	$ 2,951.45	$ 200,000.00	$ -	$ 316,000.00
EMS Expenses	01-2100-0000-640400	$ 22,888.14	$ 27,176.18	$ 19,737.50	$ 42,400.00	$ 20,000.00	$ 50,100.00
Fire Prevention	01-2100-0000-640410	$ 13,874.99	$ 15,268.87	$ 24,442.41	$ 27,500.00	$ 16,000.00	$ 41,500.00
Emergency Management	01-2100-0000-640420	$ -	$ -	$ -	$ -	$ -	$ 16,260.00
Training Center	01-2100-0000-640430	$ 4,185.00	$ 21,389.74	$ 17,075.16	$ 35,185.00	$ 35,100.00	$ 35,200.00
Evaluation Expenses	01-2100-0000-640440	$ -	$ -	$ 828.81	$ 850.00	$ -	$ -
Volunteer Fireperson Misc	01-2100-0000-640450	$ -	$ -	$ -	$ 5,000.00	$ -	$ 5,000.00
Fire Act Grant	01-2100-0000-640460	$ -	$ -	$ -	$ 52,000.00	$ -	$ 52,000.00
YC Emerg Mgmnt Grant	01-2100-0000-640461	$ 4,843.95	$ 4,843.95	$ 4,843.95	$ 4,850.00	$ 6,260.00	$ -
YC - Fema Grant	01-2100-0000-640462	$ -	$ -	$ -	$ -	$ -	$ 10,000.00
Travel/Training	01-2100-0000-650000	$ 36,492.25	$ 49,917.12	$ 36,222.65	$ 78,000.00	$ 75,400.00	$ 79,500.00
Continuing Education	01-2100-0000-650010	$ 18,823.32	$ 24,759.55	$ 38,368.77	$ 23,000.00	$ 20,795.00	$ 23,000.00
Vol Fireperson Training	01-2100-0000-650020	$ -	$ -	$ -	$ -	$ -	$ -
Subscriptions/Memberships	01-2100-0000-690000	$ 2,818.18	$ 2,309.42	$ 5,061.81	$ 3,500.00	$ -	$ 6,280.00
Postage/Freight	01-2100-0000-690010	$ 183.51	$ 36.43	$ 45.37	$ 450.00	$ 450.00	$ 450.00
Enterprise Fleet Lease Expense	01-2100-0000-700090	$ -	$ -	$ 17,695.58	$ 17,000.00	$ 18,500.00	$ 15,200.00
Psprs Pension Bond Principal	01-2100-0000-704010	$ 157,884.92	$ 204,122.64	$ 241,338.36	$ 289,830.00	$ 289,830.00	$ 269,535.00
PSPRS Bonding Interest	01-2100-0000-704011	$ 92,310.24	$ 237,461.08	$ 90,386.16	$ 88,115.00	$ 88,115.00	$ 84,810.00
PSPRS Bonding Trustee Fees	01-2100-0000-704012	$ 230.00	$ 230.00	$ 230.00	$ 230.00	$ 230.00	$ 230.00
Furnishing & Equipment	01-2100-0000-800040	$ 274,463.04	$ 1,005,644.65	$ 380,622.93	$ 750,050.00	$ 760,000.00	$ 202,000.00
		$ 4,106,777.06	$ 5,334,739.63	$ 5,041,883.37	$ 6,075,411.00	$ 5,649,010.00	$ 5,849,867.00

Account Name	Account Code	FY23 Actuals	FY 2024 Actual	FY 2025 Actual	FY 2026 Budget	Dept Head Est. FY 06/30/2026	FY 2027
Animal Control							
Salaries	01-2200-0000-500000	$ 128,512.90	$ 98,605.83	$ 116,816.56	$ 118,158.00	$ 121,410.00	$ 128,773.00
Overtime	01-2200-0000-500010	$ 1,000.05	$ 4,903.86	$ 430.08	$ 1,000.00	$ 1,000.00	$ 1,000.00
Holiday Pay	01-2200-0000-500020	$ 61.77	$ 2,285.96	$ 363.20	$ 1,000.00	$ 2,090.00	$ 2,190.00
Social Security	01-2200-0000-501000	$ 7,697.65	$ 6,334.81	$ 7,042.84	$ 7,492.00	$ 7,720.00	$ 8,026.00
Medicare Tax	01-2200-0000-501001	$ 1,800.18	$ 1,481.53	$ 1,647.11	$ 1,753.00	$ 1,805.00	$ 1,877.00
Ariz State Retirement	01-2200-0000-501100	$ 13,163.23	$ 13,252.70	$ 14,430.63	$ 14,419.00	$ 14,940.00	$ 15,427.00
Public Safety Retirement	01-2200-0000-501101	$ -	$ -	$ -	$ -	$ -	$ -
Health/Life Insurance	01-2200-0000-501200	$ 32,724.86	$ 28,606.92	$ 32,914.65	$ 32,854.00	$ 35,780.00	$ 36,327.00
Worker's Compensation	01-2200-0000-501203	$ 2,575.00	$ 2,605.74	$ 2,645.13	$ 2,975.00	$ 2,880.00	$ 3,000.00
Clothing Allowance	01-2200-0000-501300	$ 478.95	$ 986.10	$ -	$ -	$ -	$ -
Recreation Membership Bene	01-2200-0000-501400	$ 303.24	$ 323.00	$ 310.08	$ 672.00	$ 320.00	$ 672.00
Small Tools	01-2200-0000-600001	$ 125.32	$ 1,141.19	$ 963.63	$ 6,000.00	$ 6,000.00	$ 7,000.00
Gas & Oil	01-2200-0000-600010	$ 1,887.05	$ 3,313.76	$ 8,725.97	$ 10,000.00	$ 5,000.00	$ 7,500.00
Office Supplies	01-2200-0000-601000	$ 661.67	$ 289.24	$ 168.31	$ 300.00	$ 350.00	$ 850.00
Copier Supplies	01-2200-0000-601001	$ 36.27	$ -	$ -	$ -	$ -	$ -
Vehicle Maintenance & Repair	01-2200-0000-610000	$ 1,010.10	$ 4,892.93	$ 1,182.26	$ 2,500.00	$ 500.00	$ 2,500.00
Contractual Services	01-2200-0000-620000	$ -	$ 519.25	$ 796.80	$ 2,000.00	$ 2,000.00	$ 2,000.00
Employee Physicals/Drug Tests	01-2200-0000-620040	$ -	$ -	$ -	$ 235.00	$ -	$ 235.00
Computer Support	01-2200-0000-620050	$ -	$ -	$ -	$ -	$ -	$ -
Kennel Fees	01-2200-0000-620410	$ 51,518.95	$ 53,932.80	$ 57,168.84	$ 62,195.00	$ 60,600.00	$ 65,735.00
Printing & Forms	01-2200-0000-620800	$ 241.29	$ 1,099.03	$ -	$ 750.00	$ -	$ 1,000.00
Telephone	01-2200-0000-631000	$ -	$ -	$ -	$ -	$ -	$ -
Safety Expenses	01-2200-0000-640340	$ -	$ -	$ -	$ -	$ -	$ -
Miscellaneous Grants	01-2200-0000-640377	$ -	$ -	$ -	$ -	$ -	$ -
Spay/Neuter Grant Expense	01-2200-0000-640378	$ 2,620.00	$ 2,380.00	$ -	$ 50,000.00	$ -	$ 60,000.00
Travel/Training	01-2200-0000-650000	$ 993.28	$ 2,636.80	$ 1,151.84	$ 3,500.00	$ 3,500.00	$ 3,500.00
Continuing Education	01-2200-0000-650010	$ -	$ -	$ -	$ -	$ -	$ -
Subscriptions/Memberships	01-2200-0000-690000	$ 50.00	$ 25.00	$ 25.00	$ 300.00	$ 210.00	$ 300.00
Postage/Freight	01-2200-0000-690010	$ 3,008.12	$ 191.22	$ 72.28	$ 200.00	$ 50.00	$ 200.00
Enterprise Fleet Lease Expense	01-2200-0000-700090	$ 2,627.14	$ 6,700.85	$ 2,710.92	$ -	$ -	$ -
Furnishing & Equipment	01-2200-0000-800040	$ -	$ -	$ 36,769.33	$ -	$ -	$ -
		$ 253,097.02	$ 236,508.52	$ 286,335.46	$ 318,303.00	$ 266,155.00	$ 348,112.00

Account Name	Account Code	FY23 Actuals	FY 2024 Actual	FY 2025 Actual	FY 2026 Budget	Dept Head Est. FY 06/30/2026	FY 2027
Parks & Recreation							
Salaries	01-4100-0000-500000	$ 117,088.10	$ 134,537.92	$ 170,679.51	$ 193,014.00	$ 194,460.00	$ 206,403.00
Temporary Employees	01-4100-0000-500001	$ 5,027.38	$ 6,850.13	$ 8,186.24	$ 12,400.00	$ 12,340.00	$ 12,960.00
Overtime	01-4100-0000-500010	$ 247.19	$ 314.97	$ 203.03	$ 300.00	$ -	$ 300.00
Holiday Pay	01-4100-0000-500020	$ 150.91	$ 128.25	$ 20.20	$ 100.00	$ 1,320.00	$ 500.00
Social Security	01-4100-0000-501000	$ 7,579.24	$ 8,763.74	$ 10,975.41	$ 12,090.00	$ 12,900.00	$ 12,892.00
Medicare Tax	01-4100-0000-501001	$ 1,772.56	$ 2,049.62	$ 2,566.81	$ 2,830.00	$ 3,020.00	$ 3,015.00
Ariz State Retirement	01-4100-0000-501100	$ 11,757.71	$ 15,059.77	$ 20,596.31	$ 22,890.00	$ 23,490.00	$ 24,404.00
Public Safety Retirement	01-4100-0000-501101	$ -	$ -	$ -	$ -	$ -	$ -
Health/Life Insurance	01-4100-0000-501200	$ 22,904.49	$ 28,963.29	$ 47,950.04	$ 51,205.00	$ 56,120.00	$ 57,103.00
Worker's Compensation	01-4100-0000-501203	$ 1,616.00	$ 1,598.44	$ 1,786.44	$ 2,070.00	$ 1,930.00	$ 2,120.00
Clothing Allowance	01-4100-0000-501300	$ -	$ -	$ 120.00	$ 800.00	$ 500.00	$ 520.00
Recreation Membership Bene	01-4100-0000-501400	$ 633.50	$ 608.52	$ 531.75	$ 1,660.00	$ 670.00	$ 1,058.00
Gas & Oil	01-4100-0000-600010	$ -	$ -	$ 81.39	$ -	$ 50.00	$ 50.00
Office Supplies	01-4100-0000-601000	$ 1,178.42	$ 355.20	$ 1,488.65	$ 1,500.00	$ 1,500.00	$ 1,500.00
Copier Supplies	01-4100-0000-601001	$ 795.02	$ -	$ -	$ 800.00	$ 800.00	$ 800.00
Vehicle Maintenance & Repair	01-4100-0000-610000	$ 132.55	$ 144.60	$ 1,190.35	$ 2,240.00	$ 2,000.00	$ 2,000.00
Equipment Maintenance & Repair	01-4100-0000-610010	$ 8,703.89	$ 8,631.79	$ 4,445.49	$ 23,000.00	$ 20,000.00	$ 15,500.00
BLDG M&R - Community Club Hous	01-4100-0000-610110	$ 2,073.44	$ 986.17	$ 1,230.79	$ 5,500.00	$ 4,000.00	$ 5,500.00
Contractual Services	01-4100-0000-620000	$ 5,650.39	$ 5,818.87	$ 5,038.00	$ 8,200.00	$ 8,200.00	$ 8,200.00
Computer Support	01-4100-0000-620050	$ 2,083.00	$ 6,547.52	$ 8,030.00	$ 8,620.00	$ 8,350.00	$ 8,770.00
Softball Programming	01-4100-0000-620500	$ 2,635.45	$ 2,720.38	$ 3,213.32	$ 5,000.00	$ 5,000.00	$ 5,000.00
Fireworks	01-4100-0000-620510	$ 43,809.39	$ 41,654.29	$ 42,730.82	$ 47,400.00	$ 42,000.00	$ 51,400.00
Public Relations	01-4100-0000-620700	$ -	$ -	$ -	$ -	$ -	$ -
Advertising	01-4100-0000-620710	$ 629.25	$ 730.20	$ -	$ 500.00	$ 500.00	$ 500.00
Printing & Forms	01-4100-0000-620800	$ -	$ -	$ -	$ -	$ -	$ -
Utilities	01-4100-0000-630000	$ 124,745.62	$ 151,427.47	$ 172,145.65	$ 148,795.00	$ 172,570.00	$ 191,140.00
Telephone	01-4100-0000-631000	$ 4,172.61	$ 4,187.13	$ 2,509.35	$ 4,680.00	$ 2,430.00	$ 2,500.00
Rec Programs	01-4100-0000-640700	$ 32,968.79	$ 26,321.69	$ 28,299.58	$ 45,650.00	$ 45,150.00	$ 40,650.00
Youth Programs	01-4100-0000-640701	$ 598.00	$ -	$ 4,995.90	$ 5,500.00	$ 5,000.00	$ 5,500.00
Riverfront Snack Bar	01-4100-0000-640730	$ -	$ -	$ -	$ -	$ -	$ -
Verde River Days	01-4100-0000-641000	$ -	$ -	$ -	$ 1,000.00	$ -	$ -
Annual Events	01-4100-0000-641015	$ -	$ -	$ -	$ -	$ -	$ -
Rhythm & Ribs Special Event	01-4100-0000-641020	$ -	$ -	$ -	$ -	$ -	$ -
Walkin On Main St	01-4100-0000-641030	$ 12,741.02	$ 10,941.72	$ 8,893.73	$ 14,000.00	$ 11,600.00	$ 13,800.00
Brian Mickelsen Marathon	01-4100-0000-641040	$ 12,868.66	$ 18,124.06	$ 11,666.60	$ 14,950.00	$ 15,000.00	$ 14,950.00
Thunder Valley Ralley	01-4100-0000-641050	$ 158,448.36	$ 160,927.23	$ 161,981.32	$ 200,000.00	$ 168,000.00	$ 200,000.00
Wine Festival	01-4100-0000-641071	$ (202.45)	$ -	$ 0.92	$ 20,000.00	$ 20,000.00	$ 20,000.00
Old Town Home Tour	01-4100-0000-641080	$ -	$ -	$ -	$ -	$ -	$ -
Travel/Training	01-4100-0000-650000	$ 3,352.09	$ 2,566.24	$ 2,191.23	$ 4,150.00	$ 6,055.00	$ 4,600.00
Continuing Education	01-4100-0000-650010	$ -	$ -	$ -	$ -	$ -	$ -
Subscriptions/Memberships	01-4100-0000-690000	$ 4,557.50	$ 3,796.41	$ 4,954.97	$ 4,224.00	$ 4,665.00	$ 4,675.00
Postage/Freight	01-4100-0000-690010	$ 14.54	$ 19.07	$ 27.16	$ 20.00	$ 50.00	$ 50.00
Enterprise Fleet Lease Expense	01-4100-0000-700090	$ 221.29	$ 1,277.45	$ 1,139.34	$ 1,200.00	$ 1,200.00	$ 1,200.00
Furnishing & Equipment	01-4100-0000-800040	$ 12,526.24	$ 53,222.98	$ 78,742.20	$ 855,000.00	$ 363,560.00	$ 840,000.00
Equestrian Ctr Const	01-4100-0000-800900	$ -	$ -	$ -	$ -	$ -	$ -
Rf Park Improvements/Herridge	01-4100-0000-800910	$ -	$ -	$ -	$ -	$ -	$ -
Tennis Center Resurface	01-4100-0000-800920	$ -	$ -	$ -	$ -	$ -	$ -
		$ 603,480.15	$ 699,275.12	$ 808,612.50	$ 1,721,288.00	$ 1,214,430.00	$ 1,759,560.00

Account Name	Account Code	FY23 Actuals	FY 2024 Actual	FY 2025 Actual	FY 2026 Budget	Dept Head Est. FY 06/30/2026	FY 2027
Recreation Center							
Salaries	01-4110-0000-500000	$ 345,047.31	$ 417,090.47	$ 402,659.06	$ 364,983.00	$ 430,140.00	$ 380,355.00
Temporary Employees	01-4110-0000-500001	$ 326,354.42	$ 310,764.15	$ 347,882.82	$ 371,315.00	$ 376,830.00	$ 395,670.00
Overtime	01-4110-0000-500010	$ 2,534.32	$ 4,217.07	$ 2,688.57	$ 4,500.00	$ 2,700.00	$ 3,000.00
Holiday Pay	01-4110-0000-500020	$ 8,439.39	$ 9,114.31	$ 5,885.00	$ 8,000.00	$ 7,080.00	$ 7,500.00
Social Security	01-4110-0000-501000	$ 42,616.44	$ 46,168.78	$ 47,185.65	$ 46,589.00	$ 50,640.00	$ 48,925.00
Medicare Tax	01-4110-0000-501001	$ 9,966.50	$ 10,797.19	$ 11,035.78	$ 10,895.00	$ 11,840.00	$ 11,445.00
Ariz State Retirement	01-4110-0000-501100	$ 41,936.92	$ 53,227.02	$ 52,842.89	$ 48,166.00	$ 52,790.00	$ 55,275.00
Public Safety Retirement	01-4110-0000-501101	$ -	$ -	$ -	$ -	$ -	$ -
Health/Life Insurance	01-4110-0000-501200	$ 86,067.86	$ 119,069.05	$ 114,170.53	$ 120,245.00	$ 129,690.00	$ 164,019.00
Worker's Compensation	01-4110-0000-501203	$ 9,885.00	$ 11,304.83	$ 10,242.66	$ 14,805.00	$ 14,850.00	$ 16,340.00
Clothing Allowance	01-4110-0000-501300	$ 496.45	$ 538.27	$ 2,407.37	$ 2,100.00	$ 2,100.00	$ 2,800.00
Recreation Membership Bene	01-4110-0000-501400	$ 8,275.93	$ 9,225.13	$ 10,395.95	$ 10,850.00	$ 12,380.00	$ 14,530.00
Small Tools	01-4110-0000-600001	$ 511.90	$ -	$ 143.37	$ 500.00	$ 500.00	$ 500.00
Gas & Oil	01-4110-0000-600010	$ -	$ -	$ 43.83	$ -	$ -	$ -
Pool Supplies	01-4110-0000-600020	$ 25,839.10	$ 32,194.22	$ 31,673.45	$ 40,000.00	$ 41,000.00	$ 35,000.00
Office Supplies	01-4110-0000-601000	$ 4,968.57	$ 4,797.52	$ 5,649.73	$ 5,500.00	$ 5,500.00	$ 6,750.00
Copier Supplies	01-4110-0000-601001	$ -	$ 1,141.16	$ 1,941.66	$ 1,500.00	$ 1,500.00	$ 1,500.00
Vehicle Maintenance & Repair	01-4110-0000-610000	$ 330.84	$ 255.92	$ 194.07	$ 500.00	$ 500.00	$ 500.00
Equipment Maintenance & Repair	01-4110-0000-610010	$ 58,391.78	$ 49,732.91	$ 58,909.04	$ 62,470.00	$ 60,000.00	$ 60,300.00
Contractual Services	01-4110-0000-620000	$ 19,301.59	$ 18,169.71	$ 21,170.62	$ 19,900.00	$ 19,900.00	$ 20,700.00
Employee Physicals/Drug Tests	01-4110-0000-620040	$ -	$ -	$ -	$ -	$ -	$ -
Recruitment Expense	01-4110-0000-620042	$ 60.00	$ 100.00	$ 20.00	$ -	$ 40.00	$ -
Computer Support	01-4110-0000-620050	$ 3,091.78	$ 4,473.97	$ 4,208.08	$ 4,565.00	$ 5,300.00	$ 4,990.00
Contractual Svc-Active/Civic	01-4110-0000-620051	$ 31,997.23	$ 29,838.60	$ 31,616.11	$ 75,000.00	$ 46,000.00	$ 46,000.00
Custodial Contract	01-4110-0000-620210	$ 121,107.00	$ 120,703.25	$ 121,143.50	$ 123,600.00	$ 123,600.00	$ 123,600.00
Public Relations	01-4110-0000-620700	$ 1,273.71	$ 748.84	$ 660.00	$ 1,500.00	$ 500.00	$ 1,000.00
Advertising	01-4110-0000-620710	$ -	$ -	$ -	$ -	$ 500.00	$ 500.00
Printing & Forms	01-4110-0000-620800	$ -	$ -	$ -	$ -	$ -	$ -
Utilities	01-4110-0000-630000	$ 215,148.93	$ 223,196.19	$ 235,686.13	$ 248,410.00	$ 246,040.00	$ 273,860.00
Telephone	01-4110-0000-631000	$ 4,157.06	$ 4,563.86	$ 4,758.96	$ 4,830.00	$ 4,950.00	$ 5,180.00
Rec Programs	01-4110-0000-640700	$ 9,107.58	$ 5,054.38	$ 5,152.56	$ 11,500.00	$ 11,500.00	$ 11,900.00
Travel/Training	01-4110-0000-650000	$ 3,497.36	$ 2,491.31	$ 1,961.74	$ 10,000.00	$ 8,000.00	$ 6,250.00
Continuing Education	01-4110-0000-650010	$ -	$ -	$ -	$ -	$ -	$ -
Equipment Rental	01-4110-0000-660100	$ -	$ -	$ -	$ -	$ -	$ -
Subscriptions/Memberships	01-4110-0000-690000	$ 880.00	$ 1,076.92	$ 1,689.00	$ 2,500.00	$ 2,600.00	$ 4,350.00
Postage/Freight	01-4110-0000-690010	$ 70.43	$ 48.32	$ 77.51	$ -	$ 100.00	$ 50.00
Enterprise Fleet Lease Expense	01-4110-0000-700090	$ 266.93	$ 1,139.49	$ 1,139.34	$ 1,200.00	$ 275.00	$ 200.00
Furnishing & Equipment	01-4110-0000-800040	$ 63,321.27	$ 323,145.85	$ 25,604.00	$ 525,000.00	$ 520,790.00	$ 260,000.00
		$ 1,444,943.60	$ 1,814,388.69	$ 1,560,838.98	$ 2,140,923.00	$ 2,190,135.00	$ 1,962,989.00
Outdoor Pool							
Temporary Employees	01-4120-0000-500001	$ 41,445.07	$ 53,122.17	$ 42,078.83	$ 60,000.00	$ 49,320.00	$ 52,000.00
Overtime	01-4120-0000-500010	$ -	$ -	$ -	$ -	$ -	$ -
Social Security	01-4120-0000-501000	$ 2,606.64	$ 3,372.46	$ 2,665.97	$ 3,720.00	$ 3,140.00	$ 3,320.00
Medicare Tax	01-4120-0000-501001	$ 609.60	$ 788.78	$ 623.48	$ 870.00	$ 730.00	$ 780.00
Ariz State Retirement	01-4120-0000-501100	$ 155.52	$ -	$ -	$ -	$ -	$ -
Health/Life Insurance	01-4120-0000-501200	$ -	$ -	$ -	$ -	$ -	$ -
Worker's Compensation	01-4120-0000-501203	$ 1,806.00	$ 371.10	$ -	$ 450.00	$ -	$ -
Clothing Allowance	01-4120-0000-501300	$ 988.65	$ -	$ 1,136.95	$ 1,500.00	$ 1,500.00	$ 2,000.00
Recreation Membership Bene	01-4120-0000-501400	$ 509.49	$ 1,403.59	$ 860.78	$ 1,500.00	$ 1,280.00	$ 1,500.00
Pool Supplies	01-4120-0000-600020	$ 15,112.91	$ 19,221.84	$ 14,015.07	$ 22,500.00	$ 22,500.00	$ 22,600.00
Snack Bar Supplies	01-4120-0000-600080	$ -	$ -	$ -	$ -	$ -	$ -
Vehicle Maintenance & Repair	01-4120-0000-610000	$ -	$ -	$ -	$ -	$ -	$ -
Equipment Maintenance & Repair	01-4120-0000-610010	$ 9,622.22	$ 9,485.28	$ 1,817.05	$ 13,100.00	$ 13,100.00	$ 13,100.00
Contractual Services	01-4120-0000-620000	$ 841.56	$ 115.00	$ 985.00	$ 1,500.00	$ 1,500.00	$ 1,500.00
Public Relations	01-4120-0000-620700	$ -	$ -	$ -	$ -	$ -	$ -
Utilities	01-4120-0000-630000	$ 72,602.72	$ 113,457.04	$ 81,725.52	$ 92,295.00	$ 117,980.00	$ 97,810.00
Telephone	01-4120-0000-631000	$ 354.35	$ 359.72	$ 869.35	$ 525.00	$ 610.00	$ 600.00
Travel/Training	01-4120-0000-650000	$ 1,634.00	$ 541.00	$ 1,247.00	$ 3,600.00	$ 3,600.00	$ 3,900.00
Enterprise Fleet Lease Expense	01-4120-0000-700090	$ -	$ -	$ -	$ -	$ -	$ -
		$ 148,288.73	$ 202,237.98	$ 148,025.00	$ 201,560.00	$ 215,260.00	$ 199,110.00

Account Name	Account Code	FY23 Actuals	FY 2024 Actual	FY 2025 Actual	FY 2026 Budget	Dept Head Est. FY 06/30/2026	FY 2027
Youth Center							
Salaries	01-4140-0000-500000	$ 4,528.43	$ 18,574.04	$ 50,254.36	$ 53,098.00	$ 54,010.00	$ 57,634.00
Temporary Employees	01-4140-0000-500001	$ 44,886.23	$ 53,021.44	$ 61,532.66	$ 62,520.00	$ 58,500.00	$ 61,500.00
Overtime	01-4140-0000-500010	$ -	$ 46.86	$ 145.07	$ -	$ 780.00	$ 500.00
Holiday Pay	01-4140-0000-500020	$ 655.63	$ 645.57	$ 698.12	$ 600.00	$ 450.00	$ 600.00
Social Security	01-4140-0000-501000	$ 3,159.13	$ 4,587.15	$ 7,074.40	$ 7,230.00	$ 7,050.00	$ 6,617.00
Medicare Tax	01-4140-0000-501001	$ 738.82	$ 1,072.88	$ 1,654.49	$ 1,690.00	$ 1,650.00	$ 1,706.00
Ariz State Retirement	01-4140-0000-501100	$ 516.08	$ 2,294.50	$ 6,180.06	$ 6,409.00	$ 6,630.00	$ 6,872.00
Public Safety Retirement	01-4140-0000-501101	$ -	$ -	$ -	$ -	$ -	$ -
Health/Life Insurance	01-4140-0000-501200	$ 995.85	$ 4,898.40	$ 13,343.28	$ 14,308.00	$ 16,710.00	$ 15,670.00
Worker's Compensation	01-4140-0000-501203	$ -	$ -	$ -	$ -	$ -	$ -
Clothing Allowance	01-4140-0000-501300	$ -	$ -	$ 725.01	$ 1,200.00	$ 1,200.00	$ 1,200.00
Recreation Membership Bene	01-4140-0000-501400	$ 1,014.35	$ 1,774.62	$ 1,469.74	$ 319.00	$ 1,300.00	$ 319.00
Operational Equip & Supplies	01-4140-0000-600000	$ 1,331.76	$ 5,815.50	$ 5,277.29	$ 10,500.00	$ 10,500.00	$ 11,000.00
Gas & Oil	01-4140-0000-600010	$ 1,421.69	$ 1,526.24	$ 2,749.88	$ 3,000.00	$ 2,200.00	$ 2,200.00
Office Supplies	01-4140-0000-601000	$ 275.80	$ 286.18	$ 293.22	$ 400.00	$ 400.00	$ 400.00
Copier Supplies	01-4140-0000-601001	$ -	$ -	$ -	$ 400.00	$ 400.00	$ 400.00
Vehicle Maintenance & Repair	01-4140-0000-610000	$ 720.00	$ 751.55	$ 785.12	$ 800.00	$ 500.00	$ 2,000.00
Equipment Maintenance & Repair	01-4140-0000-610010	$ 1,017.61	$ 638.94	$ 358.96	$ 26,000.00	$ -	$ -
Contractual Services	01-4140-0000-620000	$ 890.00	$ 1,020.11	$ 819.78	$ 2,200.00	$ 2,000.00	$ 2,200.00
Computer Support	01-4140-0000-620050	$ 1,595.09	$ 2,927.97	$ 3,183.27	$ 3,415.00	$ 4,280.00	$ 4,500.00
Custodial Contract	01-4140-0000-620210	$ 9,347.64	$ 7,969.70	$ 9,347.64	$ 8,000.00	$ 8,000.00	$ 8,000.00
Public Relations	01-4140-0000-620700	$ -	$ -	$ -	$ -	$ -	$ -
Advertising	01-4140-0000-620710	$ -	$ -	$ -	$ -	$ -	$ -
Printing & Forms	01-4140-0000-620800	$ -	$ -	$ -	$ -	$ -	$ -
Utilities	01-4140-0000-630000	$ 4,564.16	$ 3,319.37	$ 3,490.59	$ 3,965.00	$ 2,390.00	$ 2,650.00
Telephone	01-4140-0000-631000	$ 465.28	$ 488.66	$ 957.51	$ 573.00	$ 1,500.00	$ 1,570.00
Youth Programs	01-4140-0000-640701	$ 4,871.71	$ 1,276.95	$ 1,492.19	$ 5,000.00	$ 2,500.00	$ 5,000.00
Travel/Training	01-4140-0000-650000	$ 1,253.00	$ 518.00	$ 1,418.22	$ 800.00	$ 850.00	$ 950.00
Continuing Education	01-4140-0000-650010	$ -	$ -	$ -	$ -	$ -	$ -
Subscriptions/Memberships	01-4140-0000-690000	$ -	$ -	$ -	$ -	$ -	$ 500.00
Postage/Freight	01-4140-0000-690010	$ -	$ -	$ -	$ -	$ -	$ -
Enterprise Fleet Lease Expense	01-4140-0000-700090	$ 1,915.02	$ 9,049.78	$ 4,163.23	$ 3,800.00	$ 1,030.00	$ 1,000.00
Furnishing & Equipment	01-4140-0000-800040	$ -	$ -	$ 54.44	$ -	$ -	$ -
		$ 86,163.28	$ 122,504.41	$ 177,468.53	$ 216,227.00	$ 184,830.00	$ 194,988.00
Economic Development							
Salaries	01-6000-0000-500000	$ 120,960.48	$ 136,373.49	$ 144,703.93	$ 198,129.00	$ 146,840.00	$ 113,924.00
Temporary Employees	01-6000-0000-500001	$ -	$ -	$ -	$ -	$ -	$ -
Overtime	01-6000-0000-500010	$ -	$ 9.95	$ -	$ -	$ -	$ -
Social Security	01-6000-0000-501000	$ 7,433.31	$ 8,384.57	$ 8,880.95	$ 12,396.00	$ 9,100.00	$ 7,154.00
Medicare Tax	01-6000-0000-501001	$ 1,738.33	$ 1,960.77	$ 2,077.13	$ 2,899.00	$ 2,130.00	$ 1,673.00
Ariz State Retirement	01-6000-0000-501100	$ 13,974.85	$ 16,648.82	$ 17,092.36	$ 23,128.00	$ 17,620.00	$ 13,001.00
Public Safety Retirement	01-6000-0000-501101	$ -	$ -	$ -	$ -	$ -	$ -
Health/Life Insurance	01-6000-0000-501200	$ 22,293.37	$ 25,403.25	$ 27,106.66	$ 56,477.00	$ 28,880.00	$ 25,043.00
Worker's Compensation	01-6000-0000-501203	$ 329.00	$ 379.64	$ 403.18	$ 460.00	$ 520.00	$ 570.00
Clothing Allowance	01-6000-0000-501300	$ -	$ -	$ -	$ -	$ -	$ -
Recreation Membership Bene	01-6000-0000-501400	$ -	$ -	$ -	$ 840.00	$ 280.00	$ 504.00
Gas & Oil	01-6000-0000-600010	$ -	$ -	$ -	$ -	$ -	$ -
Office Supplies	01-6000-0000-601000	$ 842.94	$ 1,047.21	$ 615.83	$ 1,500.00	$ 1,500.00	$ 1,500.00
Copier Supplies	01-6000-0000-601001	$ 63.50	$ -	$ -	$ -	$ -	$ -
Vehicle Maintenance & Repair	01-6000-0000-610000	$ -	$ -	$ -	$ -	$ -	$ -
Equipment Maintenance & Repair	01-6000-0000-610010	$ -	$ -	$ -	$ -	$ -	$ -
Contractual Services	01-6000-0000-620000	$ 10,000.00	$ 12,000.00	$ 8,527.40	$ 12,000.00	$ 600.00	$ 50,600.00
Computer Support	01-6000-0000-620050	$ 361.00	$ 892.15	$ 1,133.00	$ 1,410.00	$ 1,110.00	$ 1,170.00
Advertising	01-6000-0000-620710	$ 1,096.96	$ 3,617.61	$ 5,013.80	$ 5,000.00	$ 2,000.00	$ 5,000.00
Marketing & Tourism Developmnt	01-6000-0000-620720	$ 290,000.47	$ 353,380.47	$ 416,020.75	$ 482,300.00	$ 489,300.00	$ 476,850.00
Printing & Forms	01-6000-0000-620800	$ 261.84	$ -	$ -	$ 200.00	$ 200.00	$ 200.00
Utilities	01-6000-0000-630000	$ 2,892.24	$ 3,275.89	$ 2,960.28	$ 3,810.00	$ 3,400.00	$ 3,370.00
Telephone	01-6000-0000-631000	$ 1,333.04	$ 1,553.92	$ 1,862.83	$ 2,330.00	$ 2,220.00	$ 3,240.00
Focus On Success	01-6000-0000-640820	$ 30,226.41	$ 34,899.86	$ 43,155.52	$ -	$ -	$ -
Nature Conservancy Grant	01-6000-0000-640825	$ -	$ -	$ -	$ -	$ -	$ -
Travel/Training	01-6000-0000-650000	$ 3,277.33	$ 2,714.06	$ 1,558.83	$ 2,000.00	$ 2,000.00	$ 3,000.00
Continuing Education	01-6000-0000-650010	$ -	$ -	$ -	$ -	$ -	$ -
Subscriptions/Memberships	01-6000-0000-690000	$ 132.97	$ 787.95	$ 1,414.29	$ 1,000.00	$ 3,200.00	$ 3,000.00
Postage/Freight	01-6000-0000-690010	$ -	$ 192.18	$ -	$ -	$ -	$ -
Furnishing & Equipment	01-6000-0000-800040	$ -	$ -	$ -	$ -	$ -	$ -
		$ 507,218.04	$ 603,521.79	$ 682,526.74	$ 805,879.00	$ 710,900.00	$ 709,799.00

Account Name	Account Code	FY23 Actuals	FY 2024 Actual	FY 2025 Actual	FY 2026 Budget	Dept Head Est. FY 06/30/2026	FY 2027
			Housing				
Salaries	01-6200-0000-500000	$ -	$ -	$ -	$ -	$ -	$ -
Temporary Employees	01-6200-0000-500001	$ -	$ -	$ -	$ -	$ -	$ -
Overtime	01-6200-0000-500010	$ -	$ -	$ -	$ -	$ -	$ -
Social Security	01-6200-0000-501000	$ -	$ -	$ -	$ -	$ -	$ -
Medicare Tax	01-6200-0000-501001	$ -	$ -	$ -	$ -	$ -	$ -
Ariz State Retirement	01-6200-0000-501100	$ -	$ -	$ -	$ -	$ -	$ -
Public Safety Retirement	01-6200-0000-501101	$ -	$ -	$ -	$ -	$ -	$ -
Health/Life Insurance	01-6200-0000-501200	$ -	$ -	$ -	$ -	$ -	$ -
Worker's Compensation	01-6200-0000-501203	$ -	$ -	$ -	$ -	$ -	$ -
Clothing Allowance	01-6200-0000-501300	$ -	$ -	$ -	$ -	$ -	$ -
Recreation Membership Bene	01-6200-0000-501400	$ -	$ -	$ -	$ -	$ -	$ -
Gas & Oil	01-6200-0000-600010	$ -	$ -	$ -	$ -	$ -	$ -
Office Supplies	01-6200-0000-601000	$ -	$ -	$ -	$ -	$ -	$ -
Copier Supplies	01-6200-0000-601001	$ -	$ -	$ -	$ -	$ -	$ -
Vehicle Maintenance & Repair	01-6200-0000-610000	$ -	$ -	$ -	$ -	$ -	$ -
Equipment Maintenance & Repair	01-6200-0000-610010	$ -	$ -	$ -	$ -	$ -	$ -
Contractual Services	01-6200-0000-620000	$ 58,694.16	$ 62,052.76	$ -	$ -	$ 100.00	$ -
Computer Support	01-6200-0000-620050	$ -	$ -	$ -	$ -	$ -	$ -
Advertising	01-6200-0000-620710	$ -	$ -	$ -	$ -	$ -	$ -
Marketing & Tourism Developmnt	01-6200-0000-620720	$ -	$ -	$ -	$ -	$ -	$ -
Printing & Forms	01-6200-0000-620800	$ -	$ -	$ -	$ -	$ -	$ -
Utilities	01-6200-0000-630000	$ -	$ -	$ -	$ -	$ -	$ -
Telephone	01-6200-0000-631000	$ -	$ -	$ -	$ -	$ -	$ -
Housing Assistance Program	01-6200-0000-640250	$ 6,250.00	$ 101,000.00	$ 162,750.00	$ 260,000.00	$ 45,000.00	$ 80,500.00
Focus On Success	01-6200-0000-640820	$ -	$ -	$ -	$ -	$ -	$ -
Nature Conservancy Grant	01-6200-0000-640825	$ -	$ -	$ -	$ -	$ -	$ -
Travel/Training	01-6200-0000-650000	$ -	$ -	$ -	$ -	$ -	$ -
Continuing Education	01-6200-0000-650010	$ -	$ -	$ -	$ -	$ -	$ -
Subscriptions/Memberships	01-6200-0000-690000	$ -	$ -	$ -	$ -	$ -	$ -
Postage/Freight	01-6200-0000-690010	$ -	$ -	$ -	$ -	$ -	$ -
Furnishing & Equipment	01-6200-0000-800040	$ -	$ -	$ -	$ -	$ -	$ -
		$ 64,944.16	$ 163,052.76	$ 162,750.00	$ 260,000.00	$ 45,100.00	$ 80,500.00
			Transfers In and Transfers Out				
Transfers Out	01-0003-0000-900000	$ 1,004,495.13	$ 1,320,438.35	$ 1,066,636.23	$ 1,232,976.00	$ 1,254,230.00	$ 1,332,645.00
Transfers Out	01-0004-0000-900000	$ 138,338.52	$ 58,748.13	$ 70,171.56	$ 73,325.00	$ 73,680.00	$ 76,010.00
Transfers Out	01-0005-0000-900000	$ 89,413.36	$ 311,361.16	$ 42,208.87	$ 269,767.00	$ 222,620.00	$ 184,000.00
Transfers Out	01-0010-0000-900000	$ -	$ 619,886.70	$ 3,448,195.10	$ 10,572,112.00	$ 5,771,465.00	$ 3,444,910.00
Transfers Out	01-0011-0000-900000	$ -	$ -	$ -	$ -	$ -	$ -
Transfers Out	01-0012-0000-900000	$ -	$ 3,000.00	$ -	$ -	$ -	$ -
Transfers Out	01-0015-0000-900000	$ -	$ -	$ -	$ -	$ -	$ -
Transfers Out	01-0020-0000-900000	$ -	$ -	$ -	$ -	$ -	$ -
Transfers Out	01-0030-0000-900000	$ -	$ -	$ -	$ 8,120,277.00	$ 2,876,025.00	$ 1,226,325.00
		$ 1,232,247.01	$ 2,313,434.34	$ 4,627,211.76	$ 20,268,457.00	$ 10,198,020.00	$ 6,263,890.00
		$ 26,424,680.76	$ 33,520,794.07	$ 34,473,215.55	$ 72,038,475.00	$ 45,529,865.00	$ 60,152,250.00
		$ 7,233,623.00	$ 4,745,939.10	$ 3,642,991.35	$ -	$ 23,165,955.00	$ -

Account Name	Account Code	FY23 Actuals	FY 2024 Actual	FY 2025 Actual	FY 2026 Budget	Dept Head Est. FY 06/30/2026	FY 2027
Libray							
Interest Income	03-0000-0000-450000	$ 1,271.78	$ 1,337.05	$ 781.32	$ 1,000.00	$ 150.00	$ 150.00
Transfers In	03-0001-0000-490000	$ 1,004,495.13	$ 1,320,438.35	$ 1,066,636.23	$ 1,232,976.00	$ 1,254,230.00	$ 1,332,645.00
Grant Revenue	03-4000-0000-421500	$ 34,000.00	$ 70,785.00	$ -	$ 72,000.00	$ 15,000.00	$ -
Yavapai County	03-4000-0000-422100	$ 159,776.15	$ 135,017.49	$ 111,933.41	$ 109,230.00	$ 120,150.00	$ 120,150.00
Other Income	03-4000-0000-480000	$ 10,951.23	$ 7,367.47	$ 7,923.18	$ 10,500.00	$ 10,500.00	$ 10,000.00
Budget Balance Carryover	03-4000-0000-499000	$ -	$ -	$ -	$ -	$ -	$ -
		$ 1,210,494.29	$ 1,534,945.36	$ 1,187,274.14	$ 1,425,706.00	$ 1,400,030.00	$ 1,462,945.00
Salaries	03-4000-0000-500000	$ 376,761.64	$ 433,398.65	$ 304,320.78	$ 315,972.00	$ 320,880.00	$ 341,380.00
Temporary Employees	03-4000-0000-500001	$ 65,999.76	$ 77,306.49	$ 77,982.37	$ 87,000.00	$ 81,230.00	$ 86,920.00
Overtime	03-4000-0000-500010	$ -	$ -	$ 112.59	$ -	$ 200.00	$ -
Holiday Pay	03-4000-0000-500020	$ 290.15	$ 972.59	$ 209.83	$ 500.00	$ 150.00	$ 250.00
Social Security	03-4000-0000-501000	$ 27,040.93	$ 31,294.38	$ 23,472.67	$ 25,140.00	$ 24,950.00	$ 21,350.00
Medicare Tax	03-4000-0000-501001	$ 6,323.87	$ 7,318.68	$ 5,489.76	$ 5,881.00	$ 5,840.00	$ 4,993.00
Ariz State Retirement	03-4000-0000-501100	$ 44,276.52	$ 53,404.90	$ 36,228.53	$ 37,977.00	$ 38,550.00	$ 40,897.00
Public Safety Retirement	03-4000-0000-501101	$ -	$ -	$ -	$ -	$ -	$ -
Health/Life Insurance	03-4000-0000-501200	$ 97,133.22	$ 130,464.41	$ 97,334.18	$ 79,346.00	$ 111,830.00	$ 108,449.00
Worker's Compensation	03-4000-0000-501203	$ 2,878.00	$ 4,040.20	$ 3,038.20	$ 3,275.00	$ 3,200.00	$ 3,520.00
Clothing Allowance	03-4000-0000-501300	$ -	$ -	$ -	$ -	$ -	$ -
Recreation Membership Bene	03-4000-0000-501400	$ 1,935.48	$ 2,687.36	$ 2,726.12	$ 2,016.00	$ 3,640.00	$ 2,016.00
Library Book Purchases	03-4000-0000-600070	$ 65,702.36	$ 56,263.59	$ 54,259.88	$ 67,500.00	$ 60,000.00	$ 69,700.00
Office Supplies	03-4000-0000-601000	$ 3,654.43	$ 4,642.20	$ 5,206.66	$ 4,900.00	$ 4,900.00	$ 4,900.00
Copier Supplies	03-4000-0000-601001	$ 4,164.81	$ 2,645.15	$ 2,465.92	$ 3,000.00	$ 3,000.00	$ 3,000.00
Equipment Maintenance & Repair	03-4000-0000-610010	$ 1,443.07	$ 4,485.60	$ 2,339.86	$ 3,000.00	$ 4,120.00	$ 3,000.00
BLDG M&R - Library	03-4000-0000-610140	$ 9,575.89	$ 14,583.07	$ 3,508.84	$ 14,500.00	$ 10,000.00	$ 15,000.00
Contractual Services	03-4000-0000-620000	$ 14,024.74	$ (11,874.07)	$ 1,160.88	$ 3,650.00	$ 3,650.00	$ 3,675.00
Collection Expenses	03-4000-0000-620011	$ 1,514.50	$ 1,631.00	$ 524.25	$ 1,600.00	$ 800.00	$ 800.00
Bank Charges	03-4000-0000-620020	$ 0.20	$ -	$ -	$ -	$ -	$ -
Recruitment Expense	03-4000-0000-620042	$ 720.00	$ 300.00	$ 160.00	$ 900.00	$ 900.00	$ 900.00
Computer Support	03-4000-0000-620050	$ 6,469.70	$ 13,246.87	$ 10,419.00	$ 14,250.00	$ 9,880.00	$ 10,325.00
Custodial Contract	03-4000-0000-620210	$ 26,274.00	$ 52,263.00	$ 42,477.00	$ 44,605.00	$ 44,605.00	$ 44,605.00
Advertising	03-4000-0000-620710	$ 1,194.27	$ 959.25	$ 1,512.06	$ 1,500.00	$ 1,210.00	$ 1,500.00
Utilities	03-4000-0000-630000	$ 43,032.71	$ 51,151.80	$ 53,892.43	$ 63,375.00	$ 54,930.00	$ 62,050.00
Telephone	03-4000-0000-631000	$ 2,471.88	$ 2,915.48	$ 2,097.14	$ 2,290.00	$ 2,680.00	$ 3,720.00
Network/Technology Exps	03-4000-0000-640030	$ 46,822.50	$ 34,419.23	$ 47,434.94	$ 66,300.00	$ 62,600.00	$ 49,950.00
Library Youth Programs	03-4000-0000-640600	$ 1,388.18	$ 2,571.74	$ 1,947.80	$ 2,000.00	$ 2,000.00	$ 3,000.00
Annual Vol Apprec Event	03-4000-0000-641110	$ 1,200.35	$ -	$ 6.90	$ 1,200.00	$ -	$ -
Travel/Training	03-4000-0000-650000	$ 321.15	$ 3,176.60	$ 2,583.20	$ 2,999.00	$ 2,500.00	$ 4,000.00
Subscriptions/Memberships	03-4000-0000-690000	$ 1,398.00	$ 1,930.19	$ 2,592.09	$ 1,500.00	$ 1,500.00	$ 1,500.00
Postage/Freight	03-4000-0000-690010	$ 122.06	$ 94.90	$ 316.73	$ 150.00	$ 100.00	$ 100.00
Liability Insurance	03-4000-0000-690100	$ 15,627.00	$ 13,100.00	$ 14,090.00	$ 19,580.00	$ 21,635.00	$ 26,445.00
Indirect Cost To GF	03-4000-0000-690300	$ 287,540.72	$ 425,245.66	$ 372,763.53	$ 309,800.00	$ 403,940.00	$ 375,000.00
Furnishing & Equipment	03-4000-0000-800040	$ 53,192.20	$ 120,306.44	$ 14,600.00	$ 240,000.00	$ 114,610.00	$ 170,000.00
Budget Reserve	03-4000-0000-990000	$ -	$ -	$ -	$ -	$ -	$ -
		$ 1,210,494.29	$ 1,534,945.36	$ 1,187,274.14	$ 1,425,706.00	$ 1,400,030.00	$ 1,462,945.00
		$ -	$ -	$ -	$ -	$ -	$ -

Cemetery							
Interest Income	04-0000-0000-450000	$ -	$ -	$ -	$ -	$ -	$ -
Transfers In	04-0001-0000-490000	$ 138,338.52	$ 58,748.13	$ 70,171.56	$ 73,325.00	$ 73,680.00	$ 76,010.00
Internment Revenue	04-4200-0000-432101	$ 3,650.00	$ 5,250.00	$ 2,550.00	$ 3,000.00	$ 1,000.00	$ 1,500.00
Sale On Graveliners-Tax	04-4200-0000-432102	$ 250.00	$ 200.00	$ -	$ 500.00	$ 200.00	$ 200.00
Other Income	04-4200-0000-480000	$ -	$ -	$ -	$ -	$ -	$ -
Budget Balance Carryover	04-4200-0000-499000	$ -	$ -	$ -	$ -	$ -	$ -
		$ 142,238.52	$ 64,198.13	$ 72,721.56	$ 76,825.00	$ 74,880.00	$ 77,710.00
Grave Liners	04-4200-0000-600090	$ -	$ -	$ 1,185.00	$ 1,300.00	$ -	$ 1,300.00
Equipment Maintenance & Repair	04-4200-0000-610010	$ -	$ -	$ -	$ -	$ 1,300.00	
Utilities	04-4200-0000-630000	$ 45,999.01	$ 47,520.28	$ 50,828.83	$ 58,005.00	$ 55,780.00	$ 58,610.00
Telephone	04-4200-0000-631000	$ -	$ -	$ -	$ -	$ -	$ -
Indirect Cost To GF	04-4200-0000-690300	$ 21,239.51	$ 12,750.14	$ 20,707.73	$ 17,520.00	$ 17,800.00	$ 17,800.00
Misc Expense	04-4200-0000-690500	$ 75,000.00	$ -	$ -	$ -	$ -	$ -
Furnishing & Equipment	04-4200-0000-800040	$ -	$ 3,927.71	$ -	$ -	$ -	$ -
Budget Reserve	04-4200-0000-990000	$ -	$ -	$ -	$ -	$ -	$ -
		$ 142,238.52	$ 64,198.13	$ 72,721.56	$ 76,825.00	$ 74,880.00	$ 77,710.00
		$ -	$ -	$ -	$ -	$ -	$ -

Account Name	Account Code	FY23 Actuals	FY 2024 Actual	FY 2025 Actual	FY 2026 Budget	Dept Head Est. FY 06/30/2026	FY 2027
			Airport				
City Sales Tax	05-0000-0000-400000	$ -	$ 5,085.91	$ 4,411.18	$ 7,000.00	$ 5,500.00	$ 5,500.00
Transfers In	05-0001-0000-490000	$ 89,413.36	$ 311,361.16	$ 42,208.87	$ 269,767.00	$ 222,620.00	$ 184,000.00
Transfers Out	05-0001-0000-900000	$ -	$ -	$ -	$ -	$ -	$ -
Contractual Services	05-0005-0000-620000	$ -	$ -	$ -	$ -	$ -	$ -
Transfers Out	05-0011-0000-900000	$ -	$ 202,697.36	$ -	$ -	$ -	$ -
Commercial Operating Permit	05-1500-0000-410100	$ 1,635.13	$ 2,054.67	$ 615.82	$ 550.00	$ 500.00	$ 500.00
Other Income - FBO Building	05-1500-0000-410105	$ -	$ -	$ -	$ -	$ -	$ -
Fuel Sales Income	05-1500-0000-430600	$ 235,172.05	$ 198,510.38	$ 172,493.92	$ 200,000.00	$ 154,130.00	$ 172,500.00
Oil Sales Income	05-1500-0000-430601	$ -	$ -	$ -	$ -	$ -	$ -
Application Fee - Airport	05-1500-0000-433500	$ -	$ 50.00	$ -	$ -	$ -	$ -
Penalties - Late Fees	05-1500-0000-435000	$ 973.57	$ 1,356.73	$ 1,273.56	$ 1,200.00	$ 1,200.00	$ 1,200.00
Tie Down Rent	05-1500-0000-460020	$ 24,924.29	$ 22,956.11	$ 24,690.86	$ 23,000.00	$ 24,140.00	$ 24,000.00
Fbo Bldg Rental Income	05-1500-0000-460021	$ -	$ -	$ 450.00	$ -	$ 2,700.00	$ 2,700.00
Land Lease Fees	05-1500-0000-460022	$ 106,354.64	$ 121,477.16	$ 90,174.95	$ 106,400.00	$ 112,000.00	$ 112,000.00
City Hangar Lease Fees	05-1500-0000-460023	$ 46,383.16	$ 45,395.06	$ 57,055.83	$ 65,000.00	$ 52,525.00	$ 52,525.00
Other Income	05-1500-0000-480000	$ 2,012.97	$ 40,187.01	$ 1,870.47	$ 500.00	$ 1,050.00	$ 500.00
Budget Balance Carryover	05-1500-0000-499000	$ -	$ -	$ -	$ -	$ -	$ -
		$ 506,869.17	$ 951,131.55	$ 395,245.46	$ 673,417.00	$ 576,365.00	$ 555,425.00
Salaries	05-1500-0000-500000	$ 106,467.78	$ 148,683.00	$ 82,873.60	$ 164,667.00	$ 162,440.00	$ 170,500.00
Overtime	05-1500-0000-500010	$ 59.57	$ 230.69	$ 384.77	$ 100.00	$ -	$ 100.00
Holiday Pay	05-1500-0000-500020	$ 40.81	$ 66.30	$ 196.96	$ -	$ 170.00	$ 200.00
Social Security	05-1500-0000-501000	$ 6,661.83	$ 9,338.50	$ 5,317.94	$ 10,316.00	$ 10,080.00	$ 10,672.00
Medicare Tax	05-1500-0000-501001	$ 1,558.06	$ 2,184.08	$ 1,243.63	$ 2,411.00	$ 2,360.00	$ 2,496.00
Ariz State Retirement	05-1500-0000-501100	$ 12,925.32	$ 17,665.51	$ 6,294.65	$ 19,772.00	$ 6,330.00	$ 20,426.00
Public Safety Retirement	05-1500-0000-501101	$ -	$ -	$ -	$ -	$ -	$ -
Health/Life Insurance	05-1500-0000-501200	$ 15,275.09	$ 15,606.38	$ 1,078.97	$ 33,424.00	$ 1,880.00	$ 2,144.00
Worker's Compensation	05-1500-0000-501203	$ -	$ -	$ 319.62	$ 1,280.00	$ -	$ -
Clothing Allowance	05-1500-0000-501300	$ -	$ -	$ -	$ -	$ -	$ -
Recreation Membership Bene	05-1500-0000-501400	$ 299.24	$ 555.56	$ 426.36	$ 672.00	$ 620.00	$ 672.00
Operational Equip & Supplies	05-1500-0000-600000	$ 11,742.33	$ 14,011.71	$ 14,354.37	$ 5,200.00	$ 9,900.00	$ 6,450.00
Airport Fuel Expense	05-1500-0000-600011	$ 204,570.18	$ 144,180.26	$ 137,092.14	$ 175,000.00	$ 150,000.00	$ 150,000.00
Airport Oil Expense	05-1500-0000-600012	$ -	$ -	$ 214.78	$ 220.00	$ -	$ -
Office Supplies	05-1500-0000-601000	$ 1,535.91	$ 1,353.10	$ 991.31	$ 1,500.00	$ 800.00	$ 1,000.00
Vehicle Maintenance & Repair	05-1500-0000-610000	$ 2,263.68	$ 5,194.70	$ 1,477.59	$ 4,300.00	$ 3,650.00	$ 3,910.00
Equipment Maintenance & Repair	05-1500-0000-610010	$ 11,416.15	$ 3,636.97	$ 3,143.77	$ 3,550.00	$ 6,450.00	$ 6,500.00
Building Maint & Repair	05-1500-0000-610100	$ 2,936.05	$ 1,098.92	$ 1,232.54	$ 1,200.00	$ 4,000.00	$ 3,900.00
Building M&R - Fbo Building	05-1500-0000-610105	$ -	$ -	$ -	$ -	$ -	$ -
Contractual Services	05-1500-0000-620000	$ 54,093.30	$ 45,918.11	$ 34,059.91	$ 64,675.00	$ 44,550.00	$ 66,550.00
Bank Charges	05-1500-0000-620020	$ 5,896.29	$ 4,291.31	$ 396.69	$ -	$ -	$ -
Recruitment Expense	05-1500-0000-620042	$ -	$ -	$ -	$ -	$ -	$ -
Computer Support	05-1500-0000-620050	$ 5,112.92	$ 3,459.71	$ 1,084.00	$ 1,190.00	$ 1,420.00	$ 1,400.00
General Counsel	05-1500-0000-620060	$ 1,416.00	$ -	$ 6,328.25	$ 10,000.00	$ 4,000.00	$ 3,500.00
Advertising	05-1500-0000-620710	$ 395.29	$ -	$ 886.45	$ -	$ -	$ -
Utilities	05-1500-0000-630000	$ 15,249.96	$ 15,398.87	$ 23,170.18	$ 15,720.00	$ 15,165.00	$ 18,350.00
Telephone	05-1500-0000-631000	$ 2,732.54	$ 2,859.67	$ 2,315.66	$ 2,945.00	$ 3,420.00	$ 3,540.00
Airport Annual Event	05-1500-0000-641010	$ -	$ -	$ -	$ -	$ -	$ 2,500.00
Travel/Training	05-1500-0000-650000	$ 3,721.05	$ 4,414.14	$ 3,504.18	$ 4,900.00	$ 2,500.00	$ 2,950.00
Subscriptions/Memberships	05-1500-0000-690000	$ 2,282.78	$ 3,059.55	$ 295.00	$ 650.00	$ -	$ 650.00
Postage/Freight	05-1500-0000-690010	$ 54.56	$ 160.16	$ 32.45	$ 25.00	$ 75.00	$ 75.00
Liability Insurance	05-1500-0000-690100	$ 18,774.00	$ 17,050.00	$ 25,986.40	$ 27,300.00	$ 28,555.00	$ 31,380.00
Indirect Cost To GF	05-1500-0000-690300	$ 19,388.48	$ 26,551.28	$ 35,317.19	$ 30,000.00	$ 30,000.00	$ 35,000.00
Enterprise Fleet Lease Expense	05-1500-0000-700090	$ -	$ 3,063.35	$ 5,043.43	$ 5,400.00	$ 5,000.00	$ 5,400.00
Furnishing & Equipment	05-1500-0000-800040	$ -	$ 55,705.00	$ -	$ 87,000.00	$ 83,000.00	$ 5,160.00
Airport Improvements	05-1500-0000-800310	$ -	$ -	$ -	$ -	$ -	$ -
Budget Reserve	05-1500-0000-990000	$ -	$ -	$ -	$ -	$ -	$ -
		$ 506,869.17	$ 545,736.83	$ 395,062.79	$ 673,417.00	$ 576,365.00	$ 555,425.00
		$ -	$ 405,394.72	$ 182.67	$ -	$ -	$ -

Account Name	Account Code	FY23 Actuals	FY 2024 Actual	FY 2025 Actual	FY 2026 Budget	Dept Head Est. FY 06/30/2026	FY 2027
HURF - Streets							
City Sales Tax	10-0000-0000-400000	$ 392,330.04	$ 391,587.00	$ 392,436.96	$ 392,650.00	$ 392,650.00	$ 392,225.00
City Sales Tax - .5%	10-0000-0000-400005	$ 930,068.80	$ 937,021.89	$ 942,862.36	$ 961,020.00	$ 924,560.00	$ 919,940.00
1% Construction Sales Tax	10-0000-0000-400010	$ 406,787.86	$ 370,877.24	$ 329,990.89	$ 408,895.00	$ 408,895.00	$ 429,340.00
Interest Income	10-0000-0000-450000	$ 98,594.51	$ 211,145.42	$ 249,647.43	$ 100,000.00	$ 27,800.00	$ 20,000.00
Other Unrealized Gain/Loss	10-0000-0000-450070	$ -	$ -	$ -	$ -	$ -	$ -
Sale Of City Property	10-0000-0000-491000	$ -	$ -	$ 4,650.00	$ -	$ -	$ -
Bond Proceeds	10-0000-0000-493000	$ -	$ -	$ -	$ -	$ 116,995.00	$ 71,000.00
Transfers In	10-0001-0000-490000	$ -	$ 619,886.70	$ 3,448,195.10	$ 10,572,112.00	$ 5,771,465.00	$ 3,444,910.00
Fuel Tax	10-3100-0000-420020	$ 1,238,603.64	$ 1,263,182.49	$ 1,275,400.54	$ 1,391,590.00	$ 1,304,285.00	$ 1,320,000.00
LTAF	10-3100-0000-420030	$ -	$ -	$ -	$ -	$ -	$ -
Other Income	10-3100-0000-480000	$ -	$ -	$ 483.65	$ -	$ -	$ -
Budget Balance Carryover	10-3100-0000-499000	$ -	$ -	$ -	$ 1,814,369.00	$ 4,788,425.00	$ -
Miscellaneous Grants	10-3100-0000421060	$ -	$ -	$ -	$ -	$ -	$ 152,000.00
Fed Grant - 12Th Street	10-3110-0000-421402	$ -	$ -	$ -	$ -	$ -	$ -
HSIP Sign Replacement Grant	10-3110-0000-421404	$ -	$ -	$ -	$ -	$ -	$ -
Adot Road Diet Grant	10-3110-0000-421405	$ -	$ -	$ -	$ -	$ -	$ -
6Th Street Reconstruction Rev	10-3110-0000-421430	$ -	$ -	$ -	$ -	$ -	$ -
Rehab Pima Bridge Grant Rev	10-3110-0000-421435	$ -	$ -	$ -	$ -	$ -	$ -
Other Income	10-3110-0000-480000	$ 2,252.90	$ 37,985.90	$ 4,499.40	$ 1,488,460.00	$ 98,115.00	$ -
Bond Proceeds	10-3110-0000-493000	$ -	$ -	$ -	$ -	$ -	$ -
		$ 3,066,384.85	$ 3,793,700.74	$ 6,643,666.93	$ 17,129,096.00	$ 13,833,190.00	$ 6,749,415.00
Streets Department/Construction							
Salaries	10-3100-0000-500000	$ 331,627.47	$ 377,005.13	$ 366,311.03	$ 388,298.00	$ 400,570.00	$ 403,810.00
Overtime	10-3100-0000-500010	$ 13,374.50	$ 13,937.76	$ 14,325.19	$ 15,210.00	$ 14,000.00	$ 15,000.00
Holiday Pay	10-3100-0000-500020	$ 281.04	$ 526.86	$ 177.68	$ 500.00	$ 200.00	$ 250.00
Social Security	10-3100-0000-501000	$ 20,760.89	$ 24,362.43	$ 23,171.65	$ 25,215.00	$ 25,720.00	$ 25,201.00
Medicare Tax	10-3100-0000-501001	$ 4,855.47	$ 5,697.61	$ 5,419.30	$ 5,899.00	$ 6,010.00	$ 5,895.00
Ariz State Retirement	10-3100-0000-501100	$ 41,621.80	$ 50,157.81	$ 46,726.01	$ 46,272.00	$ 49,770.00	$ 48,053.00
Public Safety Retirement	10-3100-0000-501101	$ -	$ -	$ -	$ -	$ -	$ -
Health/Life Insurance	10-3100-0000-501200	$ 101,858.34	$ 116,233.29	$ 111,735.01	$ 112,958.00	$ 132,940.00	$ 128,691.00
Worker's Compensation	10-3100-0000-501203	$ 28,591.00	$ 33,511.80	$ 30,081.57	$ 34,110.00	$ 40,180.00	$ 44,200.00
Clothing Allowance	10-3100-0000-501300	$ 1,156.55	$ 1,270.53	$ 1,285.39	$ 1,480.00	$ 1,480.00	$ 1,480.00
Recreation Membership Bene	10-3100-0000-501400	$ 923.43	$ 1,212.07	$ 1,412.31	$ 2,184.00	$ 1,460.00	$ 2,185.00
Operational Equip & Supplies	10-3100-0000-600000	$ 10,299.21	$ 8,312.27	$ 5,362.68	$ 13,700.00	$ 13,700.00	$ 16,900.00
Small Tools	10-3100-0000-600001	$ 800.33	$ 752.40	$ 3,187.08	$ 1,200.00	$ 1,200.00	$ 1,200.00
Gas & Oil	10-3100-0000-600010	$ 21,611.72	$ 19,369.75	$ 17,269.57	$ 20,000.00	$ 20,000.00	$ 22,000.00
Street Materials	10-3100-0000-600060	$ 23,980.80	$ 23,810.95	$ 24,739.78	$ 25,000.00	$ 27,000.00	$ 37,500.00
Street Signs	10-3100-0000-600061	$ 5,969.42	$ 7,422.96	$ 6,866.75	$ 7,000.00	$ 7,000.00	$ 7,000.00
Street Marking	10-3100-0000-600062	$ 121,049.90	$ 249,668.87	$ 185,597.20	$ 265,810.00	$ 265,810.00	$ 265,810.00
Office Supplies	10-3100-0000-601000	$ -	$ -	$ -	$ -	$ -	$ -
Vehicle Maintenance & Repair	10-3100-0000-610000	$ 8,253.88	$ 10,398.54	$ 8,500.23	$ 9,000.00	$ 8,000.00	$ 9,000.00
Equipment Maintenance & Repair	10-3100-0000-610010	$ 35,824.05	$ 34,965.53	$ 21,917.52	$ 31,500.00	$ 35,000.00	$ 30,000.00
BLDG M&R - Streets	10-3100-0000-610130	$ -	$ -	$ -	$ -	$ -	$ -
Pavement Preservation	10-3100-0000-610200	$ -	$ -	$ -	$ -	$ -	$ -
Contractual Services	10-3100-0000-620000	$ 14,675.96	$ 10,196.78	$ 11,517.50	$ 14,000.00	$ 14,000.00	$ 14,000.00
Bank Charges	10-3100-0000-620020	$ -	$ 10.96	$ -	$ -	$ -	$ -
Employee Physicals/Drug Tests	10-3100-0000-620040	$ 980.00	$ 695.75	$ 411.75	$ 1,500.00	$ 1,500.00	$ 1,500.00
Computer Support	10-3100-0000-620050	$ 237.00	$ 495.68	$ 641.00	$ 765.00	$ 670.00	$ 710.00
General Counsel	10-3100-0000-620060	$ -	$ -	$ -	$ -	$ -	$ -
Engineering Services	10-3100-0000-620100	$ -	$ -	$ -	$ -	$ -	$ -
Advertising	10-3100-0000-620710	$ -	$ -	$ -	$ -	$ -	$ -
Auction Fees	10-3100-0000-620900	$ -	$ -	$ -	$ -	$ -	$ -
Utilities	10-3100-0000-630000	$ 15,326.06	$ 14,406.22	$ 13,134.09	$ 14,310.00	$ 13,400.00	$ 14,980.00
Street Lights	10-3100-0000-630011	$ 71,250.12	$ 63,490.43	$ 66,508.12	$ 74,740.00	$ 64,930.00	$ 73,980.00
Telephone	10-3100-0000-631000	$ 782.77	$ 1,103.70	$ 3,041.11	$ 940.00	$ 2,250.00	$ 3,130.00
Culverts	10-3100-0000-640500	$ 1,813.38	$ 1,712.44	$ 1,846.66	$ 2,000.00	$ 2,000.00	$ 2,500.00
Travel/Training	10-3100-0000-650000	$ 1,532.00	$ 3,109.20	$ 2,989.16	$ 3,300.00	$ 3,300.00	$ 3,300.00
Continuing Education	10-3100-0000-650010	$ -	$ -	$ -	$ -	$ -	$ -
Equipment Rental	10-3100-0000-660100	$ 137.62	$ 412.89	$ 403.14	$ 500.00	$ -	$ -
Subscriptions/Memberships	10-3100-0000-690000	$ -	$ -	$ 140.00	$ -	$ -	$ -
Postage/Freight	10-3100-0000-690010	$ -	$ -	$ -	$ -	$ -	$ -
Liability Insurance	10-3100-0000-690100	$ 20,837.00	$ 39,301.00	$ 28,178.00	$ 39,160.00	$ 32,450.00	$ 39,665.00
Liability Ins Deductible	10-3100-0000-690110	$ -	$ -	$ -	$ -	$ -	$ -
Indirect Cost To GF	10-3100-0000-690300	$ 459,757.17	$ 646,515.88	$ 574,019.58	$ 530,000.00	$ 540,500.00	$ 550,000.00
Street Light Contingency	10-3100-0000-690621	$ -	$ -	$ 303.84	$ -	$ -	$ -
LP Fy17 City Wide Equip Princ	10-3100-0000-700060	$ -	$ -	$ -	$ -	$ -	$ -
LP Fy17 City Wide Equip Ints	10-3100-0000-700061	$ -	$ -	$ -	$ -	$ -	$ -
Enterprise Fleet Lease Expense	10-3100-0000-700090	$ 2,245.49	$ 9,409.66	$ 13,439.04	$ 14,000.00	$ 17,250.00	$ 22,000.00
Furnishing & Equipment	10-3100-0000-800040	$ 178,033.63	$ 168,086.51	$ 94,562.62	$ 70,830.00	$ 116,995.00	$ 521,000.00
Bus Bay Expansion	10-3100-0000-800400	$ -	$ -	$ -	$ -	$ -	$ -
Street Improvements	10-3100-0000-800600	$ 3,129.07	$ 3,653.21	$ 3,176.33	$ 4,000.00	$ 4,000.00	$ 9,000.00
Budget Reserve	10-3100-0000-990000	$ -	$ -	$ -	$ -	$ -	
Pavement Preservation	10-3110-0000-610200	$ 633,546.75	$ 744,545.15	$ -	$ 750,000.00	$ 750,000.00	$ -
Street Contingency	10-3110-0000-690620	$ -	$ -	$ -	$ 450,000.00	$ 450,000.00	$ -
Trustee Fees	10-3110-0000-702042	$ -	$ -	$ -	$ -	$ -	$ -

Account Name	Account Code	FY23 Actuals	FY 2024 Actual	FY 2025 Actual	FY 2026 Budget	Dept Head Est. FY 06/30/2026	FY 2027
Bond Issuance Costs	10-3110-0000-702043	$ -	$ -	$ -	$ -	$ -	$ -
Capital Projects	10-3110-0000-800060	$ -	$ -	$ -	$ -	$ -	$ -
Street Improvements	10-3110-0000-800600	$ -	$ -	$ 274,227.96	$ 1,199,000.00	$ 1,022,705.00	$ 3,105,000.00
Street Light/Signal	10-3110-0000-800601	$ -	$ -	$ -	$ -	$ -	$ -
Main St Road Diet Grant	10-3110-0000-800602	$ -	$ -	$ -	$ -	$ -	$ -
HSIP Sign Replacement Grant	10-3110-0000-800603	$ -	$ -	$ -	$ -	$ -	$ -
Rehab Pima St Bridge	10-3110-0000-800611	$ -	$ -	$ -	$ -	$ -	$ -
Main Street Mill & Fill	10-3110-0000-800615	$ -	$ -	$ -	$ -	$ -	$ -
12Th Street Project	10-3110-0000-800620	$ -	$ -	$ -	$ -	$ -	$ -
12Th St Nacog 89A-Fir	10-3110-0000-800621	$ -	$ -	$ -	$ -	$ -	$ -
Willard Extension	10-3110-0000-800630	$ -	$ -	$ -	$ -	$ -	$ -
Willard St Bridge	10-3110-0000-800631	$ -	$ -	$ -	$ -	$ -	$ -
W Mingus Reconstruction	10-3110-0000-800650	$ -	$ -	$ -	$ -	$ -	$ 175,000.00
Mingus Willard To 10Th	10-3110-0000-800652	$ -	$ -	$ -	$ -	$ -	$ -
Sidewalk Additions	10-3110-0000-800660	$ 50,922.09	$ 571,701.48	$ 4,965.50	$ 534,410.00	$ 562,595.00	$ 717,000.00
6Th Street Bridge	10-3110-0000-800670	$ -	$ -	$ 73,509.09	$ 147,400.00	$ 89,040.00	$ 40,000.00
Mingus - 10Th St To Main Proj	10-3110-0000-800680	$ 516,497.02	$ -	$ -	$ -	$ -	$ -
Main Street Rehab	10-3110-0000-800690	$ 248,763.03	$ 237,604.22	$ 4,240,154.47	$ 11,880,000.00	$ 8,702,660.00	$ -
10 Street Roundabout	10-3110-0000-800695	$ -	$ -	$ -	$ -	$ -	$ -
2015 Excise Bond - Interest	10-8500-0000-703000	$ 165,168.96	$ 153,810.96	$ 141,923.04	$ 129,400.00	$ 129,400.00	$ 116,235.00
2015 Excise Bond - Principal	10-8500-0000-703010	$ 227,160.96	$ 237,776.04	$ 250,514.04	$ 263,255.00	$ 263,255.00	$ 275,990.00
2015 Excise Bond Trustee Fees	10-8500-0000-703012	$ -	$ -	$ -	$ 250.00	$ 250.00	$ 250.00
		$ 3,385,635.88	$ 3,886,654.72	$ 6,673,691.99	$ 17,129,096.00	$ 13,833,190.00	$ 6,749,415.00
		$ (319,251.03)	$ (92,953.98)	$ (30,025.06)	$ -	$ -	$ -

Account Name	Account Code	FY23 Actuals	FY 2024 Actual	FY 2025 Actual	FY 2026 Budget	Dept Head Est. FY 06/30/2026	FY 2027
Grants Fund							
Interest Income	11-0000-0000-450000	$ -	$ -	$ -	$ -	$ -	$ -
Other Unrealized Gain/Loss	11-0000-0000-450070	$ -	$ -	$ -	$ -	$ -	$ -
Transfers In	11-0001-0000-490000	$ -	$ -	$ -	$ -	$ -	$ -
Transfers In	11-0005-0000-490000	$ -	$ 202,697.36	$ -	$ -	$ -	$ -
Transfers In	11-0030-0000-490000	$ -	$ -	$ -	$ -	$ -	$ -
Old Town Flood Plain Stdy Rev	11-1410-0000-421600	$ -	$ -	$ -	$ -	$ -	$ -
City Wide Master Drainage Rev	11-1410-0000-421601	$ -	$ -	$ -	$ -	$ -	$ 2,107,465.00
Drainage Improvements Grnt Rev	11-1410-0000-421602	$ -	$ -	$ -	$ -	$ -	$ -
Energy Efficient Block Grant	11-1500-0000-421000	$ -	$ -	$ -	$ -	$ -	$ -
Adot Grant	11-1500-0000-421002	$ 85,582.89	$ 139,087.77	$ 26,964.28	$ 1,577,430.00	$ 468,260.00	$ 164,600.00
AWOS Revenues	11-1500-0000-421004	$ -	$ -	$ -	$ -	$ -	$ -
Adot-Beacon Led Grant	11-1500-0000-421005	$ -	$ -	$ -	$ -	$ -	$ -
Fence Height Revenue	11-1500-0000-421006	$ -	$ -	$ -	$ -	$ -	$ -
FAA - Taxiway/Runway Revenues	11-1500-0000-421007	$ -	$ -	$ 109,041.84	$ 932,345.00	$ 573,825.00	$ 2,185,440.00
FAA - Helipad Planning/Const.	11-1500-0000-421008	$ -	$ -	$ -	$ -	$ -	$ -
FAA - Airport Master Plan	11-1500-0000-421020	$ 36,608.21	$ -	$ -	$ -	$ -	$ 18,215.00
Other Grant Revenue	11-1800-0000-421999	$ -	$ -	$ 36,531.22	$ 308,545.00	$ 299,810.00	$ -
Adot-Pavement Preservation	11-3100-0000-421001	$ -	$ -	$ -	$ -	$ -	$ -
FAA-Pavement Preservation	11-3100-0000-421003	$ -	$ 486.00	$ -	$ -	$ -	$ -
Budget Balance Carryover	11-3100-0000-499000	$ -	$ -	$ -	$ 1,449,790.00	$ 1,446,075.00	$ 1,272,725.00
Trails Plan Grants	11-4100-0000-421700	$ -	$ -	$ -	$ -	$ -	$ -
Community Center Upgrades	11-4100-0000-421710	$ -	$ -	$ -	$ -	$ -	$ -
		$ 122,191.10	$ 342,271.13	$ 172,537.34	$ 4,268,110.00	$ 2,787,970.00	$ 5,748,445.00
Transfers Out	11-0001-0000-900000	$ -	$ -	$ -	$ -	$ -	$ -
Budget Reserve	11-0001-0000-990000	$ -	$ -	$ -	$ -	$ -	$ -
Bi-Cycle Feasibility Study Exp	11-1410-0000-802500	$ -	$ -	$ -	$ -	$ -	$ -
Old Town Flood Plain Study	11-1410-0000-802600	$ -	$ -	$ -	$ -	$ -	$ -
City Wide Master Drainage Plan	11-1410-0000-802601	$ -	$ -	$ -	$ -	$ -	$ -
Drainage Improvements Grant	11-1410-0000-802602	$ -	$ -	$ -	$ -	$ -	$ 2,107,465.00
Solar Panels	11-1500-0000-800050	$ -	$ -	$ -	$ -	$ -	$ -
Beacon & Led Grant	11-1500-0000-800300	$ -	$ -	$ -	$ -	$ -	$ -
Airport Improvements	11-1500-0000-800310	$ -	$ 82,791.62	$ 45,348.23	$ 72,340.00	$ 427,995.00	$ 400,000.00
Helipad Planning & Construct	11-1500-0000-800315	$ -	$ 14,987.15	$ -	$ -	$ -	$ -
Runway Maintenance & Repair	11-1500-0000-800320	$ -	$ 46,383.85	$ 29,960.31	$ 447,730.00	$ 492,950.00	$ 100,000.00
Pavement Preservation	11-1500-0000-800325	$ -	$ 103,397.54	$ -	$ 1,033,975.00	$ -	$ -
Taxiway Reconstruction/Extensi	11-1500-0000-800330	$ 93,949.20	$ 94,710.97	$ 5,306.40	$ 1,000,000.00	$ 200,000.00	$ 2,000,000.00
Awos Expenditures	11-1500-0000-800340	$ -	$ -	$ -	$ -	$ -	$ -
Fence- Increase Height Airport	11-1500-0000-800350	$ -	$ -	$ -	$ -	$ -	$ -
Airport Master Plan	11-1500-0000-800360	$ 28,032.82	$ -	$ -	$ -	$ -	$ 20,000.00
Other Grant Expenses	11-1800-0000-800901	$ -	$ -	$ 54,158.97	$ 439,290.00	$ 394,300.00	$ -
Budget Reserve	11-1800-0000-990000	$ -	$ -	$ -	$ -	$ -	$ -
Taxiway Reconstruction/Extensi	11-3100-0000-800330	$ -	$ -	$ -	$ -	$ -	$ -
Budget Reserve	11-3100-0000-990000	$ -	$ -	$ -	$ 1,274,775.00	$ 1,272,725.00	$ 1,120,980.00
Trails Plan Grants	11-4100-0000-800700	$ -	$ -	$ -	$ -	$ -	$ -
Community Center Upgrades	11-4100-0000-800710	$ -	$ -	$ -	$ -	$ -	$ -
Eda Grant - Main Street Expens	11-6000-0000-802700	$ -	$ -	$ -	$ -	$ -	$ -
		$ 121,982.02	$ 342,271.13	$ 134,773.91	$ 4,268,110.00	$ 2,787,970.00	$ 5,748,445.00
		$ 209.08	$ -	$ 37,763.43	$ -	$ (0.00)	$ -
CDBG Funds							
Interest Income	12-0000-0000-450000	$ -	$ -	$ -	$ -	$ -	$ -
Transfers In	12-0001-0000-490000	$ -	$ 3,000.00	$ -	$ -	$ -	$ -
Transfers In	12-0010-0000-490000	$ -	$ -	$ -	$ -	$ -	$ -
Transfers In	12-0030-0000-490000	$ -	$ -	$ -	$ -	$ -	$ -
CDBG VVHC Transtnl Housing Rev	12-1800-0000-421415	$ 147,611.72	$ 606,760.70	$ -	$ -	$ -	$ -
CDBG Grant Revenues	12-1800-0000-421420	$ -	$ 13,000.00	$ 173,526.70	$ 255,435.00	$ 187,275.00	$ -
10Th St Construction Grant	12-3110-0000-421403	$ -	$ -	$ -	$ -	$ -	$ -
Civic Center Upgrades	12-4100-0000-421406	$ -	$ -	$ -	$ -	$ -	$ -
Brownfield Grant Revenues	12-4100-0000-421410	$ -	$ -	$ -	$ -	$ -	$ -
Parks Master Plan	12-4100-0000-421450	$ -	$ -	$ -	$ -	$ -	$ -
		$ 147,611.72	$ 622,760.70	$ 173,526.70	$ 255,435.00	$ 187,275.00	$ -
CDBG Grant Expenses	12-1800-0000-800684	$ -	$ -	$ -	$ -	$ -	$ -
CDBG Grant Expenses	12-1800-0000-800684	$ -	$ 8,000.00	$ 189,322.70	$ 255,435.00	$ 187,275.00	$ -
CDBG VVHC Transtnl Housing Exp	12-1800-0000-800685	$ 144,611.72	$ 614,760.70	$ -	$ -	$ -	$ -
10Th St Construction Grant	12-3110-0000-800681	$ -	$ -	$ -	$ -	$ -	$ -
Civic Center Upgrades	12-4100-0000-800682	$ -	$ -	$ -	$ -	$ -	$ -
Parks Master Plan Expense	12-4100-0000-800683	$ -	$ -	$ -	$ -	$ -	$ -
		$ 144,611.72	$ 622,760.70	$ 189,322.70	$ 255,435.00	$ 187,275.00	$ -

Account Name	Account Code	FY23 Actuals	FY 2024 Actual	FY 2025 Actual	FY 2026 Budget	Dept Head Est. FY 06/30/2026	FY 2027
Transit Department							
City Sales Tax - .5%	15-0000-0000-400005	$ 744,055.03	$ 749,617.50	$ 754,289.89	$ -	$ 369,825.00	$ 367,975.00
Transfers In	15-0001-0000-490000	$ -	$ -	$ -	$ -	$ -	$ -
Adot Grant	15-1520-0000-421400	$ 1,073,921.01	$ 1,318,143.25	$ 2,124,462.04	$ 2,096,680.00	$ 1,896,825.00	$ 2,872,180.00
Yavapai County	15-1520-0000-422100	$ -	$ 45,020.00	$ 45,000.00	$ 45,000.00	$ 57,000.00	$ 57,000.00
Clarkdale	15-1520-0000-422200	$ 57,000.00	$ 57,060.00	$ 57,000.00	$ 57,000.00	$ 57,000.00	$ 57,000.00
Fare Box	15-1520-0000-430700	$ 60,817.62	$ 62,218.60	$ 72,939.37	$ 72,000.00	$ 72,000.00	$ 72,000.00
Fare Box-Dept Of Dev Dis	15-1520-0000-430701	$ -	$ -	$ -	$ -	$ -	$ -
Fare Box-Csa Cdbg	15-1520-0000-430702	$ -	$ 111.69	$ -	$ -	$ -	$ -
Indirect Revenue - Inkind	15-1520-0000-434100	$ -	$ -	$ -	$ -	$ -	$ -
Interest Income	15-1520-0000-450000	$ -	$ -	$ -	$ -	$ -	$ -
Other Income	15-1520-0000-480000	$ 5,451.08	$ 962.34	$ -	$ -	$ 2,600.00	$ -
Budget Balance Carryover	15-1520-0000-499000	$ -	$ -	$ -	$ 441,060.00	$ 741,880.00	$ 518,530.00
Adot Grant	15-1530-0000-421400	$ 357,973.68	$ 453,563.77	$ 421,256.84	$ 698,895.00	$ 449,900.00	$ 656,905.00
Sedona	15-1530-0000-422201	$ 239,576.00	$ 368,360.00	$ 350,000.00	$ 350,000.00	$ 402,500.00	$ 402,500.00
Fare Box	15-1530-0000-430700	$ 96,130.70	$ 112,599.37	$ 121,131.27	$ 115,000.00	$ 115,000.00	$ 115,000.00
Fare Box-Csa Cdbg	15-1530-0000-430702	$ -	$ -	$ -	$ -	$ -	$ -
		$ 2,634,925.12	$ 3,167,656.52	$ 3,946,079.41	$ 3,875,635.00	$ 4,164,530.00	$ 5,119,090.00
Salaries	15-1510-0000-500000	$ 78,078.35	$ 101,803.21	$ 69,637.67	$ 100,577.00	$ 89,160.00	$ 107,547.00
Overtime	15-1510-0000-500010	$ -	$ 3,505.02	$ 1,080.92	$ 1,500.00	$ 3,200.00	$ 2,500.00
Holiday Pay	15-1510-0000-500020	$ 247.75	$ 467.33	$ 165.38	$ 500.00	$ 390.00	$ 500.00
Social Security	15-1510-0000-501000	$ 4,930.32	$ 6,583.09	$ 4,400.29	$ 6,422.00	$ 5,750.00	$ 7,229.00
Medicare Tax	15-1510-0000-501001	$ 1,153.12	$ 1,539.57	$ 1,029.06	$ 1,503.00	$ 1,340.00	$ 1,624.00
Ariz State Retirement	15-1510-0000-501100	$ 9,614.21	$ 13,349.08	$ 8,350.17	$ 11,985.00	$ 11,130.00	$ 12,561.00
Public Safety Retirement	15-1510-0000-501101	$ -	$ -	$ -	$ -	$ -	$ -
Health/Life Insurance	15-1510-0000-501200	$ 14,192.05	$ 19,583.70	$ 16,710.02	$ 40,163.00	$ 20,570.00	$ 24,129.00
Worker's Compensation	15-1510-0000-501203	$ 469.00	$ 546.17	$ 560.64	$ 655.00	$ 640.00	$ 700.00
Clothing Allowance	15-1510-0000-501300	$ -	$ -	$ -	$ -	$ -	$ -
Tuition Reimbursement	15-1510-0000-501301	$ -	$ -	$ -	$ -	$ -	$ -
Recreation Membership Bene	15-1510-0000-501400	$ 330.55	$ 225.20	$ 201.36	$ 504.00	$ 130.00	$ 504.00
Office Supplies	15-1510-0000-601000	$ 6,945.26	$ 10,690.76	$ 6,620.14	$ 7,500.00	$ 11,400.00	$ 12,900.00
Copier Supplies	15-1510-0000-601001	$ -	$ 1,413.67	$ 2,508.16	$ 6,500.00	$ 2,600.00	$ 2,600.00
Building Maint & Repair	15-1510-0000-610100	$ 3,864.89	$ 9,404.94	$ 4,372.49	$ 10,000.00	$ 27,700.00	$ 12,600.00
Contractual Services	15-1510-0000-620000	$ 17,504.12	$ 21,060.21	$ 18,075.21	$ 13,970.00	$ 31,065.00	$ 30,800.00
Audit Expense	15-1510-0000-620030	$ 3,700.00	$ 3,700.00	$ 3,700.00	$ 3,700.00	$ 3,700.00	$ 3,700.00
Computer Support	15-1510-0000-620050	$ 38,512.50	$ 47,673.15	$ 105,969.27	$ 59,420.00	$ 44,400.00	$ 47,200.00
Custodial Contract	15-1510-0000-620210	$ 3,167.24	$ 4,251.84	$ 6,737.64	$ 7,080.00	$ 4,680.00	$ 4,680.00
Advertising	15-1510-0000-620710	$ 16,218.58	$ 14,847.29	$ 14,442.85	$ 16,000.00	$ 15,000.00	$ 15,000.00
Printing & Forms	15-1510-0000-620800	$ 5,575.38	$ 4,695.15	$ 6,088.04	$ 7,000.00	$ 6,000.00	$ 6,000.00
Utilities	15-1510-0000-630000	$ 7,445.51	$ 6,343.88	$ 6,425.82	$ 8,215.00	$ 7,210.00	$ 7,700.00
Telephone	15-1510-0000-631000	$ 13,848.56	$ 13,578.68	$ 22,391.66	$ 19,180.00	$ 11,760.00	$ 11,760.00
Travel/Training	15-1510-0000-650000	$ 8,589.37	$ 6,551.13	$ 10,394.91	$ 9,600.00	$ 13,650.00	$ 13,650.00
Continuing Education	15-1510-0000-650010	$ -	$ -	$ -	$ -	$ -	$ -
Airport Land Lease Fees	15-1510-0000-660200	$ 9,456.25	$ 7,565.00	$ 5,673.75	$ 7,580.00	$ 7,565.00	$ 7,565.00
Subscriptions/Memberships	15-1510-0000-690000	$ 1,409.34	$ 5,181.69	$ 5,761.69	$ 4,055.00	$ 915.00	$ 915.00
Postage/Freight	15-1510-0000-690010	$ 184.76	$ 237.33	$ 103.45	$ 250.00	$ 250.00	$ 250.00
Indirect Cost To GF	15-1510-0000-690300	$ -	$ -	$ 124.49	$ -	$ -	$ -
Budget Reserve	15-1510-0000-990000	$ -	$ -	$ -	$ 197,832.00	$ 518,530.00	$ 463,621.00
		$ 245,437.11	$ 304,797.09	$ 321,525.08	$ 541,691.00	$ 838,735.00	$ 798,235.00

Account Name	Account Code	FY23 Actuals	FY 2024 Actual	FY 2025 Actual	FY 2026 Budget	Dept Head Est. FY 06/30/2026	FY 2027
Salaries	15-1520-0000-500000	$ 513,936.44	$ 497,251.69	$ 541,056.97	$ 674,218.00	$ 525,230.00	$ 608,109.00
Temporary Employees	15-1520-0000-500001	$ 57,145.60	$ 76,325.86	$ 74,881.27	$ 75,000.00	$ 90,180.00	$ 90,000.00
Overtime	15-1520-0000-500010	$ 28,163.58	$ 27,113.46	$ 61,285.06	$ 75,000.00	$ 81,830.00	$ 75,000.00
Holiday Pay	15-1520-0000-500020	$ 18,001.33	$ 15,383.35	$ 14,813.80	$ 16,445.00	$ 23,520.00	$ 20,000.00
Social Security	15-1520-0000-501000	$ 37,083.39	$ 37,227.66	$ 42,081.02	$ 52,408.00	$ 44,690.00	$ 50,431.00
Medicare Tax	15-1520-0000-501001	$ 8,672.64	$ 8,706.51	$ 9,841.68	$ 12,258.00	$ 10,450.00	$ 11,809.00
Ariz State Retirement	15-1520-0000-501100	$ 70,249.19	$ 70,932.09	$ 75,977.08	$ 91,881.00	$ 75,670.00	$ 96,812.00
Public Safety Retirement	15-1520-0000-501101	$ -	$ -	$ -	$ -	$ -	$ -
Health/Life Insurance	15-1520-0000-501200	$ 172,790.14	$ 162,441.18	$ 168,303.65	$ 250,850.00	$ 246,980.00	$ 278,033.00
Worker's Compensation	15-1520-0000-501203	$ 40,042.00	$ 43,949.83	$ 46,433.94	$ 53,350.00	$ 50,540.00	$ 55,590.00
Clothing Allowance	15-1520-0000-501300	$ 769.66	$ 1,066.11	$ 2,430.48	$ 3,000.00	$ -	$ 2,500.00
Recreation Membership Bene	15-1520-0000-501400	$ 2,010.77	$ 2,200.38	$ 2,064.67	$ 4,620.00	$ 2,260.00	$ 6,300.00
Small Tools	15-1520-0000-600001	$ 1,647.70	$ 644.11	$ 1,711.12	$ 2,000.00	$ 2,000.00	$ 2,000.00
Gas & Oil	15-1520-0000-600010	$ 204,193.83	$ 173,793.11	$ 110,843.32	$ 175,000.00	$ 100,000.00	$ 115,000.00
Vehicle Maintenance & Repair	15-1520-0000-610000	$ 255,374.63	$ 260,891.33	$ 313,538.05	$ 300,000.00	$ 185,000.00	$ 300,000.00
Equipment Maintenance & Repair	15-1520-0000-610010	$ 1,488.26	$ 843.45	$ 4,042.44	$ 4,200.00	$ 4,000.00	$ 4,000.00
Radio Maintenance & Repair	15-1520-0000-610020	$ 3,769.19	$ 3,867.93	$ 10,696.24	$ 10,000.00	$ 7,000.00	$ 7,000.00
Contractual Services	15-1520-0000-620000	$ 6,285.96	$ 5,618.60	$ (6,623.67)	$ 6,410.00	$ 32,500.00	$ 32,500.00
Employee Physicals/Drug Tests	15-1520-0000-620040	$ 2,922.50	$ 2,509.37	$ 2,477.93	$ 3,000.00	$ 3,000.00	$ 3,225.00
Computer Support	15-1520-0000-620050	$ -	$ -	$ -	$ -	$ -	$ -
Telephone	15-1520-0000-631000	$ -	$ -	$ -	$ -	$ -	$ -
Continuing Education	15-1520-0000-650010	$ -	$ -	$ -	$ -	$ -	$ -
Liability Insurance	15-1520-0000-690100	$ 31,256.00	$ 32,750.00	$ 35,222.00	$ 48,945.00	$ 64,900.00	$ 79,330.00
Furnishing & Equipment	15-1520-0000-800040	$ 84,355.61	$ 331,879.67	$ 977,996.93	$ 636,960.00	$ 620,625.00	$ 1,404,695.00
		$ 1,540,158.42	$ 1,755,395.69	$ 2,489,073.98	$ 2,495,545.00	$ 2,170,375.00	$ 3,242,334.00
Salaries	15-1530-0000-500000	$ 298,231.50	$ 391,458.44	$ 460,056.80	$ 323,981.00	$ 458,340.00	$ 429,789.00
Temporary Employees	15-1530-0000-500001	$ 24,889.21	$ 23,804.86	$ 17,808.92	$ 24,000.00	$ 21,030.00	$ 20,000.00
Overtime	15-1530-0000-500010	$ 19,320.76	$ 19,613.38	$ 29,511.78	$ 27,500.00	$ 40,350.00	$ 30,000.00
Holiday Pay	15-1530-0000-500020	$ 8,356.96	$ 2,965.93	$ 3,552.22	$ 4,000.00	$ 3,520.00	$ 4,000.00
Social Security	15-1530-0000-501000	$ 21,154.65	$ 26,649.64	$ 31,157.09	$ 23,676.00	$ 32,440.00	$ 30,358.00
Medicare Tax	15-1530-0000-501001	$ 4,947.48	$ 6,232.64	$ 7,286.69	$ 5,538.00	$ 7,590.00	$ 6,963.00
Ariz State Retirement	15-1530-0000-501100	$ 41,535.59	$ 54,951.08	$ 61,037.82	$ 42,334.00	$ 60,270.00	$ 27,205.00
Public Safety Retirement	15-1530-0000-501101	$ -	$ -	$ -	$ -	$ -	$ -
Health/Life Insurance	15-1530-0000-501200	$ 95,947.59	$ 121,399.21	$ 121,229.14	$ 90,368.00	$ 119,480.00	$ 61,400.00
Worker's Compensation	15-1530-0000-501203	$ 4,924.00	$ 6,001.48	$ 6,314.13	$ 6,640.00	$ 7,390.00	$ 8,130.00
Clothing Allowance	15-1530-0000-501300	$ 494.51	$ 547.60	$ 1,036.20	$ 2,000.00	$ 1,000.00	$ 1,000.00
Recreation Membership Bene	15-1530-0000-501400	$ 868.16	$ 1,463.34	$ 1,323.31	$ 1,932.00	$ 1,560.00	$ 1,596.00
Small Tools	15-1530-0000-600001	$ 587.90	$ 321.56	$ 608.23	$ 800.00	$ 250.00	$ 600.00
Gas & Oil	15-1530-0000-600010	$ 23,271.85	$ 66,805.90	$ 126,269.45	$ 100,000.00	$ 135,000.00	$ 135,000.00
Copier Supplies	15-1530-0000-601001	$ -	$ -	$ -	$ -	$ -	$ -
Vehicle Maintenance & Repair	15-1530-0000-610000	$ 94,779.23	$ 159,092.62	$ 203,201.70	$ 150,000.00	$ 200,000.00	$ 250,000.00
Equipment Maintenance & Repair	15-1530-0000-610010	$ -	$ 204.00	$ 259.88	$ 250.00	$ 250.00	$ 500.00
Radio Maintenance & Repair	15-1530-0000-610020	$ 1,088.78	$ 1,428.56	$ 2,673.66	$ 3,200.00	$ 2,500.00	$ 2,500.00
Building Maint & Repair	15-1530-0000-610100	$ -	$ -	$ -	$ -	$ -	$ -
Contractual Services	15-1530-0000-620000	$ 3,331.80	$ 3,789.16	$ 9,226.97	$ 13,130.00	$ 32,925.00	$ 32,925.00
Employee Physicals/Drug Tests	15-1530-0000-620040	$ 1,025.00	$ 450.88	$ 1,020.17	$ 1,500.00	$ 2,100.00	$ 2,100.00
Computer Support	15-1530-0000-620050	$ 185.65	$ 1,500.00	$ 653.06	$ -	$ -	$ -
Custodial Contract	15-1530-0000-620210	$ -	$ -	$ -	$ -	$ -	$ -
Advertising	15-1530-0000-620710	$ 2,566.47	$ 191.25	$ 1,628.82	$ 2,500.00	$ 2,500.00	$ 2,500.00
Printing & Forms	15-1530-0000-620800	$ 4,964.44	$ 325.39	$ 2,578.04	$ 200.00	$ 200.00	$ 200.00
Utilities	15-1530-0000-630000	$ 1,990.98	$ 2,358.21	$ 2,653.71	$ 3,255.00	$ 3,010.00	$ 3,180.00
Telephone	15-1530-0000-631000	$ 884.21	$ 856.16	$ 2,237.84	$ 1,805.00	$ 2,080.00	$ 2,130.00
Travel/Training	15-1530-0000-650000	$ 594.72	$ -	$ -	$ -	$ -	$ -
Liability Insurance	15-1530-0000-690100	$ 10,419.00	$ 6,550.00	$ 7,044.00	$ 9,790.00	$ 21,635.00	$ 26,445.00
Furnishing & Equipment	15-1530-0000-800040	$ -	$ -	$ -	$ -	$ -	$ -
		$ 666,360.44	$ 898,961.29	$ 1,100,369.63	$ 838,399.00	$ 1,155,420.00	$ 1,078,521.00
		$ 2,451,955.97	$ 2,959,154.07	$ 3,910,968.69	$ 3,875,635.00	$ 4,164,530.00	$ 5,119,090.00
		$ 182,969.15	$ 208,502.45	$ 35,110.72	$ -	$ -	$ -

Account Name	Account Code	FY23 Actuals	FY 2024 Actual	FY 2025 Actual	FY 2026 Budget	Dept Head Est. FY 06/30/2026	FY 2027
Debt Service Fund							
City Sales Tax	20-0000-0000-400000	$ 1,646,724.96	$ 1,642,249.74	$ 1,646,042.36	$ 1,644,290.00	$ 1,642,990.00	$ 1,641,905.00
City Sales Tax - GADA	20-0000-0000-400001	$ -	$ -	$ -	$ -	$ -	$ -
City Sales Tax - Library	20-0000-0000-400003	$ -	$ -	$ -	$ -	$ -	$ -
Interest Income	20-0000-0000-450000	$ 1,414.70	$ 2,304.83	$ 2,105.68	$ 1,000.00	$ 1,400.00	$ 1,400.00
Interest - Sewer D/S	20-0000-0000-450010	$ -	$ -	$ -	$ -	$ -	$ -
Interest - Fmha Reserve Fund	20-0000-0000-450011	$ -	$ -	$ -	$ -	$ -	$ -
Interest - Gada Reserves	20-0000-0000-450021	$ 13.39	$ 13.39	$ -	$ -	$ -	$ -
Interest - Library Reserve	20-0000-0000-450031	$ -	$ -	$ -	$ -	$ -	$ -
Interest - Library D/S	20-0000-0000-450032	$ -	$ -	$ -	$ -	$ -	$ -
Bond Proceeds	20-0000-0000-493000	$ -	$ -	$ -	$ -	$ -	$ -
Budget Balance Carryover	20-0000-0000-499000	$ -	$ -	$ -	$ 365,990.00	361,715.00	$ 361,715.00
		$ 1,648,153.05	$ 1,644,567.96	$ 1,648,148.04	$ 2,011,280.00	$ 2,006,105.00	$ 2,005,020.00
Transfers Out	20-0030-0000-900000	$ -	$ -	$ -	$ -	$ -	$ -
GADA Loan - Principal	20-8000-0000-701000	$ -	$ -	$ -	$ -	$ -	$ -
GADA Loan - Interest	20-8000-0000-701001	$ -	$ -	$ -	$ -	$ -	$ -
GADA Loan - Trustee Fees	20-8000-0000-701002	$ -	$ -	$ -	$ -	$ -	$ -
2017 Pledged Rev RFND-Principl	20-8000-0000-701040	$ 1,145,000.04	$ 1,175,000.04	$ 1,224,999.96	$ 1,270,000.00	$ 1,270,000.00	$ 1,320,000.00
2017 Pledged Rev RFND Interest	20-8000-0000-701041	$ 233,949.96	$ 205,674.96	$ 154,625.04	$ 103,600.00	$ 103,600.00	$ 52,800.00
2017 Pledged Rev RFND Trustee	20-8000-0000-701042	$ 1,500.00	$ 1,500.00	$ 1,500.00	$ 1,500.00	$ 1,500.00	$ 1,500.00
Library Bonds - Trustee Fees	20-8000-0000-702022	$ -	$ -	$ -	$ -	$ -	$ -
Bond Issuance Costs	20-8000-0000-702043	$ -	$ -	$ -	$ -	$ -	$ -
Budget Reserves	20-8000-0000-990060	$ -	$ -	$ -	$ 366,990.00	$ 361,715.00	$ 361,715.00
GADA-Rr Wash - Principal	20-8100-0000-701010	$ -	$ -	$ -	$ -	$ -	$ -
GADA-Rr Wash - Interest	20-8100-0000-701011	$ -	$ -	$ -	$ -	$ -	$ -
GADA Ps Building - Principal	20-8100-0000-701020	$ -	$ -	$ -	$ -	$ -	$ -
GADA-Ps Building - Interest	20-8100-0000-701021	$ -	$ -	$ -	$ -	$ -	$ -
2015 Excise Bond - Interest	20-8200-0000-703000	$ 112,731.96	$ 104,979.96	$ 96,866.04	$ 88,315.00	$ 88,315.00	$ 79,335.00
2015 Excise Bond - Principal	20-8200-0000-703010	$ 155,043.00	$ 162,288.00	$ 170,982.00	$ 179,675.00	$ 179,675.00	$ 188,370.00
2015 Excise Bond Trustee Fees	20-8200-0000-703012	$ -	$ 1,200.00	$ 1,200.00	$ 1,200.00	$ 1,300.00	$ 1,300.00
Library Bonds - Principal	20-8400-0000-702020	$ -	$ -	$ -	$ -	$ -	$ -
Library Bonds - Interest	20-8400-0000-702021	$ -	$ -	$ -	$ -	$ -	$ -
Fmha Library - Prinicipal	20-8400-0000-702030	$ -	$ -	$ -	$ -	$ -	$ -
Fmha Library - Interest	20-8400-0000-702031	$ -	$ -	$ -	$ -	$ -	$ -
		$ 1,648,224.96	$ 1,650,642.96	$ 1,650,173.04	$ 2,011,280.00	$ 2,006,105.00	$ 2,005,020.00
		$ (71.91)	$ (6,075.00)	$ (2,025.00)	$ -	$ -	$ -

Account Name	Account Code	FY23 Actuals	FY 2024 Actual	FY 2025 Actual	FY 2026 Budget	Dept Head Est. FY 06/30/2026	FY 2027
Capital Improvements Fund							
City Sales Tax	30-0000-0000-400000	$ -	$ -	$ -	$ -	$ -	$ -
City Sales Tax - .5%	30-0000-0000-400005	$ 372,027.53	$ 374,808.74	$ 377,144.96	$ 384,410.00	$ 369,825.00	$ 367,975.00
Interest Income	30-0000-0000-450000	$ 5,544.14	$ 9,556.18	$ 23,570.61	$ 5,000.00	$ 20,000.00	$ 5,000.00
Interest - Gada Loan	30-0000-0000-450020	$ -	$ -	$ -	$ -	$ -	$ -
Interest - Library	30-0000-0000-450030	$ -	$ -	$ -	$ -	$ -	$ -
Other Unrealized Gain/Loss	30-0000-0000-450070	$ 3,424.18	$ 14,850.92	$ 10,096.63	$ -	$ -	$ -
Budget Balance Carryover	30-0000-0000-499000	$ -	$ -	$ -	$ 1,890,813.00	$ 1,889,580.00	$ -
Transfers In	30-0001-0000-490000	$ -	$ -	$ -	$ 8,120,277.00	$ 2,876,025.00	$ 1,226,325.00
Transfers In	30-0010-0000-490000	$ -	$ -	$ -	$ -	$ -	$ -
Transfers In	30-0020-0000-490000	$ -	$ -	$ -	$ -	$ -	$ -
Bond Proceeds	30-2000-0000-493000	$ -	$ -	$ -	$ -	$ -	$ 20,000,000.00
Yavapai County Flood Ctrl	30-2300-0000-422101	$ 80,535.93	$ 13,218.71	$ 409,162.53	$ 400,000.00	$ 216,000.00	$ 200,000.00
		$ 461,531.78	$ 412,434.55	$ 819,974.73	$ 10,800,500.00	$ 5,371,430.00	$ 21,799,300.00
Transfers Out	30-0010-0000-900000	$ -	$ -	$ -	$ -	$ -	$ -
Transfers Out	30-0011-0000-900000	$ -	$ -	$ -	$ -	$ -	$ -
Transfers Out	30-0012-0000-900000	$ -	$ -	$ -	$ -	$ -	$ -
Transfers Out	30-0051-0000-900000	$ -	$ -	$ -	$ -	$ -	$ -
Investment Expense	30-1800-0000-620021	$ 5,506.04	$ 5,214.19	$ 6,139.25	$ 5,500.00	$ 4,500.00	$ 4,500.00
Land Acquisition	30-1800-0000-800000	$ -	$ -	$ -	$ 8,000,000.00	$ 4,950,930.00	$ -
Software	30-1800-0000-800041	$ -	$ -	$ -	$ -	$ -	$ -
Capital Projects	30-1800-0000-800060	$ -	$ -	$ -	$ 1,395,000.00	$ 150,000.00	$ 2,210,000.00
Gardner Bldg Demo	30-1800-0000-800102	$ -	$ -	$ -	$ -	$ -	$ -
Architecture- City Hall	30-1800-0000-800120	$ 363,011.89	$ 44,464.91	$ 20.74	$ 1,000,000.00	$ 50,000.00	$ -
City Hall Remodel/Construction	30-1800-0000-800121	$ 98.28	$ 17,748.00	$ 5,187.20	$ -	$ -	$ 15,000,000.00
Old Town Jail Remodel	30-1800-0000-800131	$ -	$ -	$ -	$ -	$ -	$ -
Old Town Parking & Rear Utilit	30-1800-0000-800132	$ -	$ -	$ -	$ -	$ -	$ -
Court Building Purchase	30-1800-0000-800200	$ -	$ -	$ -	$ -	$ -	$ -
Court Design & Construction	30-1800-0000-800210	$ -	$ -	$ -	$ -	$ -	$ -
Old Court Bldg Remodel	30-1800-0000-800220	$ -	$ -	$ -	$ -	$ -	$ -
Civic Center Hvac Project	30-1800-0000-800230	$ -	$ -	$ -	$ -	$ -	$ -
Riverfront Park	30-1800-0000-800911	$ -	$ -	$ -	$ -	$ -	$ -
Garrison Park	30-1800-0000-800930	$ -	$ -	$ -	$ -	$ -	$ -
Kids Park Construction	30-1800-0000-800931	$ -	$ -	$ -	$ -	$ -	$ -
Portal Signs Coc	30-1800-0000-801140	$ -	$ -	$ -	$ -	$ -	$ -
Budget Reserves- Capital	30-1800-0000-990050	$ -	$ -	$ -	$ -	$ -	$ 4,384,800.00
Investment Expense - Capt Imp	30-2000-0000-620023	$ -	$ -	$ -	$ -	$ -	$ -
Trustee Fees	30-2000-0000-702042	$ -	$ -	$ -	$ -	$ -	$ -
Bond Issuance Costs	30-2000-0000-702043	$ -	$ -	$ -	$ -	$ -	$ -
Architectural	30-2000-0000-800020	$ -	$ -	$ -	$ -	$ -	$ -
Furnishing & Equipment	30-2000-0000-800040	$ -	$ -	$ -	$ -	$ -	$ -
Construction	30-2000-0000-800070	$ -	$ -	$ -	$ -	$ -	$ -
Railroad Wash Improvements	30-2300-0000-800640	$ 80,780.76	$ 13,253.17	$ 409,162.53	$ 400,000.00	$ 216,000.00	$ 200,000.00
Investment Expense - Gada Loan	30-4110-0000-620022	$ -	$ -	$ -	$ -	$ -	$ -
Land Acquisition	30-4110-0000-800000	$ -	$ -	$ -	$ -	$ -	$ -
Architectural	30-4110-0000-800020	$ -	$ -	$ -	$ -	$ -	$ -
Furnishing & Equipment	30-4110-0000-800040	$ -	$ -	$ -	$ -	$ -	$ -
Rec Ctr Construction	30-4110-0000-800800	$ -	$ -	$ -	$ -	$ -	$ -
Rec Cntr Solar	30-4110-0000-800810	$ -	$ -	$ -	$ -	$ -	$ -
2015 Excise Bond - Interest	30-8200-0000-703000	$ -	$ -	$ -	$ -	$ -	$ -
2015 Excise Bond - Principal	30-8200-0000-703010	$ -	$ -	$ -	$ -	$ -	$ -
2015 Excise Bond Trustee Fees	30-8200-0000-703012	$ 1,200.00	$ -	$ -	$ -	$ -	$ -
		$ 450,596.97	$ 80,680.27	$ 420,509.72	$ 10,800,500.00	$ 5,371,430.00	$ 21,799,300.00
		$ 10,934.81	$ 331,754.28	$ 399,465.01	$ -	$ -	$ -

Account Name	Account Code	FY23 Actuals	FY 2024 Actual	FY 2025 Actual	FY 2026 Budget	Dept Head Est. FY 06/30/2026	FY 2027
Water Utilities							
Impact Fees	50-0000-0000-402000	$ -	$ -	$ -	$ -	$ -	$ -
Capacity Fees	50-0000-0000-402100	$ 38,032.00	$ 8,992.00	$ 34,624.00	$ 26,000.00	$ 15,700.00	$ 20,230.00
Commercial Operating Permit	50-0000-0000-410100	$ -	$ -	$ -	$ -	$ -	$ -
User Fees	50-0000-0000-433000	$ 7,447,352.56	$ 7,528,361.37	$ 7,678,377.02	$ 7,798,000.00	$ 7,528,360.00	$ 7,678,350.00
Meter Installation Charges	50-0000-0000-433001	$ 20,400.00	$ 16,550.00	$ 26,075.00	$ 22,500.00	$ 53,000.00	$ 26,000.00
Service Turn Ons	50-0000-0000-433003	$ 59,663.69	$ 59,546.00	$ 59,335.00	$ 59,000.00	$ 59,000.00	$ 59,000.00
Drought Water Shortage Pp	50-0000-0000-433004	$ -	$ -	$ -	$ -	$ -	$ -
Res-Resource Development Fees	50-0000-0000-433010	$ 488,713.23	$ 495,675.77	$ 497,925.27	$ 495,800.00	$ 1,042,590.00	$ 495,800.00
Res-Water Advisory Committee	50-0000-0000-433011	$ 39,604.87	$ 40,168.12	$ 40,350.68	$ 39,550.00	$ 40,000.00	$ 40,000.00
Res-Adjudication	50-0000-0000-433012	$ 49,792.21	$ 50,501.23	$ 50,730.39	$ 50,660.00	$ 50,500.00	$ 50,500.00
Res-Water Conservation	50-0000-0000-433013	$ 30,545.32	$ 30,980.20	$ 31,120.74	$ 30,800.00	$ 31,000.00	$ 31,000.00
Recapture Agreements	50-0000-0000-433020	$ -	$ -	$ -	$ -	$ -	$ -
Reimbursements - Clarkdale	50-0000-0000-433030	$ -	$ -	$ -	$ -	$ -	$ -
Penalties - Collection Fees	50-0000-0000-435002	$ 122,596.72	$ 122,054.21	$ 132,686.76	$ 120,000.00	$ 113,790.00	$ 125,000.00
Interest Income	50-0000-0000-450000	$ 378,930.55	$ 889,236.50	$ 996,176.08	$ 500,000.00	$ -	$ -
Interest - Bonds	50-0000-0000-450040	$ -	$ -	$ -	$ -	$ -	$ -
Interest - 2004 Mpc	50-0000-0000-450041	$ -	$ -	$ -	$ -	$ -	$ -
Interest - 2006 Mpc	50-0000-0000-450042	$ -	$ -	$ -	$ -	$ -	$ -
Interest-Resource Development	50-0000-0000-450050	$ 237,330.37	$ 358,640.55	$ 251,925.55	$ 180,000.00	$ 90,000.00	$ 125,000.00
Interest - Water Advisory	50-0000-0000-450051	$ 18,959.81	$ 28,652.21	$ 23,766.33	$ 10,000.00	$ 26,400.00	$ 26,400.00
Interest - Adjudication	50-0000-0000-450052	$ 3,009.21	$ 4,545.37	$ 2,623.02	$ 2,500.00	$ -	$ -
Interest - Water Conservation	50-0000-0000-450053	$ 5,655.98	$ 8,543.87	$ 7,519.36	$ 3,500.00	$ 9,600.00	$ 9,600.00
Interest - Northern Trust	50-0000-0000-450054	$ 11,735.85	$ 20,246.60	$ 13,948.11	$ 8,500.00	$ -	$ -
Other Unrealized Gain/Loss	50-0000-0000-450070	$ 21,734.53	$ 136,108.90	$ 91,403.20	$ -	$ -	$ -
Building Rental	50-0000-0000-460000	$ 8,572.50	$ 14,901.10	$ 12,883.39	$ 12,110.00	$ 12,105.00	$ 12,105.00
Other Income	50-0000-0000-480000	$ 6,694.00	$ 3,307.75	$ 3,188.48	$ 5,000.00	$ 3,000.00	$ 3,000.00
Sale Of City Property	50-0000-0000-491000	$ (53,149.00)	$ (8,317.51)	$ (61,591.17)	$ -	$ -	$ -
Capital Lease Proceeds	50-0000-0000-492000	$ 99,125.28	$ -	$ -	$ -	$ 279,550.00	$ 300,000.00
Bond Proceeds	50-0000-0000-493000	$ -	$ -	$ -	$ -	$ -	$ -
Budget Balance Carryover	50-0000-0000-499000	$ -	$ -	$ -	$ 25,965,904.00	$ 27,331,465.00	$ 25,303,170.00
Transfers In	50-0020-0000-490000	$ -	$ -	$ -	$ -		$ -
		$ 9,035,299.68	$ 9,808,694.24	$ 9,893,067.21	$ 35,329,824.00	$ 36,686,060.00	$ 34,305,155.00
Salaries	50-7000-0000-500000	$ 289,294.57	$ 318,030.22	$ 341,918.41	$ 404,253.00	$ 346,020.00	$ 423,320.00
Overtime	50-7000-0000-500010	$ 4,208.43	$ 4,914.81	$ 4,678.77	$ 5,000.00	$ 2,000.00	$ 2,000.00
Holiday Pay	50-7000-0000-500020	$ 356.71	$ 604.23	$ 560.61	$ 700.00	$ 440.00	$ 500.00
Social Security	50-7000-0000-501000	$ 16,980.81	$ 19,537.20	$ 19,618.63	$ 23,591.00	$ 21,600.00	$ 25,877.00
Medicare Tax	50-7000-0000-501001	$ 4,310.21	$ 4,756.73	$ 5,066.74	$ 5,987.00	$ 5,050.00	$ 6,181.00
Ariz State Retirement	50-7000-0000-501100	$ 35,091.90	$ 40,893.44	$ 42,252.06	$ 48,331.00	$ 41,820.00	$ 49,743.00
Public Safety Retirement	50-7000-0000-501101	$ -	$ -	$ -	$ -	$ -	$ -
Health/Life Insurance	50-7000-0000-501200	$ 44,533.92	$ 53,057.34	$ 55,700.04	$ 86,029.00	$ 55,580.00	$ 87,028.00
Worker's Compensation	50-7000-0000-501203	$ 281.00	$ 326.39	$ 296.94	$ 320.00	$ 300.00	$ 330.00
Clothing Allowance	50-7000-0000-501300	$ -	$ -	$ -	$ -	$ -	$ -
Recreation Membership Bene	50-7000-0000-501400	$ 418.98	$ 428.26	$ 335.90	$ 1,490.00	$ 330.00	$ 1,546.00
ASRS Pension Expense	50-7000-0000-520000	$ 21,620.00	$ 48,268.00	$ (156,820.00)	$ -	$ -	$ -
ASRS Opeb Expense	50-7000-0000-520100	$ (12,779.00)	$ (12,192.00)	$ (8,721.00)	$ -	$ -	$ -
Office Supplies	50-7000-0000-601000	$ 1,207.66	$ 1,771.78	$ 3,337.27	$ 2,500.00	$ 2,500.00	$ 2,500.00
Copier Supplies	50-7000-0000-601001	$ -	$ 1,684.11	$ 512.05	$ 1,500.00	$ 500.00	$ 500.00
Equipment Maintenance & Repair	50-7000-0000-610010	$ -	$ -	$ -	$ -	$ -	$ -
Contractual Services	50-7000-0000-620000	$ 169,618.27	$ 189,617.40	$ 193,851.18	$ 200,000.00	$ 272,300.00	$ 257,300.00
Billing Services	50-7000-0000-620010	$ -	$ -	$ -	$ -	$ -	$ -
Bank Charges	50-7000-0000-620020	$ -	$ -	$ -	$ -	$ -	$ -
Employee Physicals/Drug Tests	50-7000-0000-620040	$ -	$ -	$ 315.25	$ -	$ -	$ -
Computer Support	50-7000-0000-620050	$ 5,326.15	$ 9,457.73	$ 10,362.79	$ 11,295.00	$ 10,780.00	$ 11,320.00
General Counsel	50-7000-0000-620060	$ -	$ -	$ -	$ -	$ -	$ -
Custodial Contract	50-7000-0000-620210	$ 8,309.04	$ 8,309.04	$ 8,309.04	$ 8,310.00	$ 8,340.00	$ 8,340.00
Contractual Svcs-Growth Prem	50-7000-0000-620610	$ -	$ -	$ -	$ -	$ -	$ -
Public Relations	50-7000-0000-620700	$ -	$ -	$ -	$ -	$ -	$ -
Advertising	50-7000-0000-620710	$ -	$ 60.38	$ 20.00	$ -	$ -	$ -
Printing & Forms	50-7000-0000-620800	$ -	$ -	$ -	$ -	$ -	$ -
Utilities	50-7000-0000-630000	$ 5,861.48	$ 5,594.09	$ 5,262.34	$ 6,185.00	$ 6,080.00	$ 6,790.00
Telephone	50-7000-0000-631000	$ 2,313.77	$ 2,381.89	$ 2,669.44	$ 2,900.00	$ 3,190.00	$ 3,380.00
State Annual Municipality Fee	50-7000-0000-640910	$ -	$ -	$ -	$ -	$ -	$ -
Payment Assistance Program	50-7000-0000-640920	$ -	$ -	$ -	$ 15,000.00	$ 15,000.00	$ 15,000.00
Travel/Training	50-7000-0000-650000	$ 585.00	$ -	$ -	$ 4,000.00	$ -	$ 4,000.00
Continuing Education	50-7000-0000-650010	$ -	$ -	$ -	$ -	$ -	$ -
Subscriptions/Memberships	50-7000-0000-690000	$ -	$ -	$ 10,565.00	$ -	$ -	$ -
Postage/Freight	50-7000-0000-690010	$ 30,108.28	$ 43,308.87	$ 37,883.32	$ 45,000.00	$ 43,000.00	$ 45,000.00
Liability Insurance	50-7000-0000-690100	$ 10,419.00	$ 13,100.00	$ 14,090.00	$ 19,580.00	$ 21,630.00	$ 26,445.00
Indirect Cost To GF	50-7000-0000-690300	$ 305,546.42	$ 437,521.56	$ 492,444.57	$ 500,600.00	$ 381,755.00	$ 450,000.00
Bad Debt Expense	50-7000-0000-690400	$ 34,828.79	$ 32,531.56	$ 63,098.13	$ -	$ -	$ -
Furnishing & Equipment	50-7000-0000-800040	$ -	$ -	$ -	$ -	$ -	$ -
Trust Land Annexation	50-7000-0000-800110	$ -	$ -	$ -	$ -	$ -	$ -
Budget Reserves- Res Dev	50-7000-0000-990070	$ 126,974.58	$ 88,793.86	$ 608,000.00	$ 6,726,000.00	$ -	$ 3,962,880.00

Account Name	Account Code	FY23 Actuals	FY 2024 Actual	FY 2025 Actual	FY 2026 Budget	Dept Head Est. FY 06/30/2026	FY 2027
Budget Reserves- Water Advisor	50-7000-0000-990080	$ 10,601.85	$ 2,458.42	$ 22,217.73	$ 677,360.00	$ 13,325.00	$ 750,000.00
Budget Reserves Adjudication	50-7000-0000-990090	$ 76,680.00	$ 353,754.59	$ 377,189.80	$ 400,000.00	$ 154,400.00	$ -
Budget Reserves- Water Consv	50-7000-0000-990100	$ 20,718.40	$ 5,144.64	$ 3,233.03	$ 243,000.00	$ 5,000.00	$ 282,500.00
		$ 1,213,416.22	$ 1,674,114.54	$ 2,158,248.04	$ 9,438,931.00	$ 1,410,940.00	$ 6,422,480.00
Salaries	50-7010-0000-500000	$ 1,054,761.52	$ 1,125,730.68	$ 1,114,582.01	$ 1,462,550.00	$ 1,231,910.00	$ 1,569,624.00
Temporary Employees	50-7010-0000-500001	$ -	$ -	$ -	$ -	$ -	$ -
Overtime	50-7010-0000-500010	$ 152,024.47	$ 200,783.48	$ 215,794.79	$ 215,000.00	$ 206,320.00	$ 215,000.00
Holiday Pay	50-7010-0000-500020	$ 12,967.44	$ 14,368.06	$ 15,352.64	$ 13,335.00	$ 16,680.00	$ 17,500.00
Social Security	50-7010-0000-501000	$ 72,821.21	$ 82,010.58	$ 79,733.91	$ 105,708.00	$ 90,200.00	$ 98,024.00
Medicare Tax	50-7010-0000-501001	$ 17,030.76	$ 19,180.00	$ 18,647.53	$ 24,722.00	$ 21,100.00	$ 22,925.00
Ariz State Retirement	50-7010-0000-501100	$ 143,005.26	$ 170,682.90	$ 160,072.44	$ 202,258.00	$ 174,590.00	$ 187,394.00
Public Safety Retirement	50-7010-0000-501101	$ -	$ -	$ -	$ -	$ -	$ -
Health/Life Insurance	50-7010-0000-501200	$ 263,367.77	$ 321,382.32	$ 308,998.88	$ 448,961.00	$ 343,150.00	$ 453,700.00
Worker's Compensation	50-7010-0000-501203	$ 42,937.00	$ 49,898.11	$ 49,518.37	$ 65,300.00	$ 58,800.00	$ 64,680.00
Clothing Allowance	50-7010-0000-501300	$ 5,612.57	$ 3,797.45	$ 3,339.15	$ 12,000.00	$ 10,000.00	$ 8,500.00
Recreation Membership Bene	50-7010-0000-501400	$ 3,298.56	$ 3,352.51	$ 2,919.90	$ 7,392.00	$ 3,660.00	$ 7,560.00
Operational Equip & Supplies	50-7010-0000-600000	$ 99,874.88	$ 131,313.18	$ 191,676.10	$ 175,000.00	$ 175,000.00	$ 200,000.00
Small Tools	50-7010-0000-600001	$ 6,759.68	$ 5,451.64	$ 6,486.28	$ 7,000.00	$ 8,500.00	$ 10,000.00
Gas & Oil	50-7010-0000-600010	$ 50,820.29	$ 57,516.50	$ 76,675.70	$ 75,000.00	$ 75,000.00	$ 75,000.00
Other Chemicals	50-7010-0000-600024	$ 37,949.97	$ 57,510.25	$ 40,135.37	$ 65,000.00	$ 56,000.00	$ 60,000.00
Office Supplies	50-7010-0000-601000	$ 3,986.54	$ 3,790.71	$ 3,376.06	$ 5,000.00	$ 5,000.00	$ 6,000.00
Copier Supplies	50-7010-0000-601001	$ -	$ -	$ -	$ -	$ -	$ -
Vehicle Maintenance & Repair	50-7010-0000-610000	$ 23,100.57	$ 21,851.51	$ 31,467.97	$ 30,000.00	$ 30,920.00	$ 32,080.00
Equipment Maintenance & Repair	50-7010-0000-610010	$ 218,255.00	$ 194,367.20	$ 143,246.33	$ 265,000.00	$ 170,000.00	$ 200,000.00
Building Maint & Repair	50-7010-0000-610100	$ 1,097.08	$ 325.03	$ 12,502.49	$ 15,000.00	$ 5,000.00	$ 15,000.00
Arsenic System Maintenance	50-7010-0000-610300	$ 165,538.96	$ 214,637.48	$ 124,217.05	$ 351,000.00	$ 190,000.00	$ 225,000.00
Contractual Services	50-7010-0000-620000	$ 47,927.12	$ 108,744.56	$ 153,618.05	$ 166,000.00	$ 160,000.00	$ 162,000.00
Employee Physicals/Drug Tests	50-7010-0000-620040	$ 785.00	$ 316.75	$ 558.50	$ 2,000.00	$ 500.00	$ 2,000.00
Recruitment Expense	50-7010-0000-620042	$ -	$ -	$ -	$ -	$ -	$ -
Computer Support	50-7010-0000-620050	$ 896.00	$ 2,248.36	$ 4,514.70	$ 6,090.00	$ 5,760.00	$ 6,050.00
Contractual Svcs-M&O	50-7010-0000-620600	$ -	$ -	$ -	$ -	$ -	$ -
Lab/Testing	50-7010-0000-620620	$ 17,891.96	$ 21,546.69	$ 22,430.24	$ 35,000.00	$ 24,000.00	$ 25,000.00
Advertising	50-7010-0000-620710	$ 139.62	$ 305.66	$ -	$ -	$ -	$ -
Auction Fees	50-7010-0000-620900	$ -	$ -	$ -	$ -	$ -	$ -
Utilities	50-7010-0000-630000	$ 464,637.66	$ 509,467.38	$ 540,444.62	$ 608,515.00	$ 567,500.00	$ 646,660.00
Telephone	50-7010-0000-631000	$ 10,775.01	$ 16,786.23	$ 22,144.84	$ 14,800.00	$ 21,000.00	$ 22,000.00
ADEQ Annual Fee	50-7010-0000-640900	$ 26,413.58	$ 25,303.34	$ 16,507.52	$ 50,000.00	$ 48,000.00	$ 50,000.00
Aid In Lieu Of Construction	50-7010-0000-640930	$ -	$ (159.30)	$ -	$ -	$ -	$ -
Verde River Days	50-7010-0000-641000	$ -	$ 38.45	$ 1,000.00	$ 1,000.00	$ 1,000.00	$ 1,000.00
Travel/Training	50-7010-0000-650000	$ 16,813.93	$ 23,787.52	$ 16,187.74	$ 38,300.00	$ 21,800.00	$ 48,800.00
Continuing Education	50-7010-0000-650010	$ -	$ -	$ -	$ -	$ -	$ -
Operating Leases	50-7010-0000-660000	$ -	$ -	$ -	$ -	$ -	$ -
Equipment Rental	50-7010-0000-660100	$ -	$ -	$ -	$ -	$ -	$ -
Subscriptions/Memberships	50-7010-0000-690000	$ 1,099.00	$ 586.92	$ 2,091.92	$ 2,500.00	$ 2,200.00	$ 2,500.00
Postage/Freight	50-7010-0000-690010	$ 5,855.41	$ 4,086.66	$ 3,893.65	$ 7,500.00	$ 5,000.00	$ 7,000.00
Liability Insurance	50-7010-0000-690100	$ 36,464.00	$ 26,668.00	$ 91,579.00	$ 127,260.00	$ 162,240.00	$ 198,325.00
Liability Ins Deductible	50-7010-0000-690110	$ -	$ 11,669.32	$ -	$ -	$ -	$ -
Other Financing Uses	50-7010-0000-690510	$ -	$ -	$ -	$ -	$ -	$ -
Lease Financing Principal	50-7010-0000-700000	$ -	$ -	$ -	$ -	$ -	$ -
Lease Purchase - Interest Exp	50-7010-0000-700001	$ -	$ -	$ -	$ -	$ -	$ -
Enterprise Fleet Lease Expense	50-7010-0000-700090	$ 5,844.97	$ 2,188.56	$ 9,200.78	$ 25,000.00	$ 32,650.00	$ 53,350.00
Furnishing & Equipment	50-7010-0000-800040	$ -	$ 7,114.80	$ -	$ -	$ -	$ -
Depreciation-Distribution Sys	50-7010-0000-810221	$ 673,781.41	$ 729,053.34	$ 759,468.69	$ -	$ -	$ -
Depreciation-Building	50-7010-0000-810301	$ 41,155.85	$ 41,155.77	$ 41,155.69	$ -	$ -	$ -
Depreciation-Equipment	50-7010-0000-810401	$ 233,013.28	$ 354,977.31	$ 275,635.81	$ -	$ -	$ -
Depreciation-Goodwill	50-7010-0000-810901	$ 155,546.26	$ 155,545.79	$ 155,545.28	$ -	$ -	$ -
		$ 4,114,249.59	$ 4,719,381.70	$ 4,714,720.00	$ 4,629,191.00	$ 3,923,480.00	$ 4,692,672.00

Account Name	Account Code	FY23 Actuals	FY 2024 Actual	FY 2025 Actual	FY 2026 Budget	Dept Head Est. FY 06/30/2026	FY 2027
Valve Repair	50-7020-0000-610310	$ 196,871.32	$ -	$ -	$ -	$ -	$ -
Investment Expense	50-7020-0000-620021	$ 15,274.37	$ 13,670.23	$ 16,209.43	$ 16,600.00	$ 15,900.00	$ 15,900.00
Impact Fee Study	50-7020-0000-620230	$ -	$ -	$ -	$ -	$ -	$ -
Water/ Waste Water Master Plan	50-7020-0000-620240	$ -	$ -	$ 43,716.25	$ 210,000.00	$ 200,670.00	$ -
Advertising	50-7020-0000-620710	$ -	$ -	$ -	$ -	$ -	$ -
Arsenic Mitigation	50-7020-0000-640950	$ 535,956.81	$ 40,640.60	$ 209,985.12	$ 3,750,000.00	$ 100,000.00	$ 3,750,000.00
Trustee Fees	50-7020-0000-702042	$ -	$ -	$ -	$ -	$ -	$ -
Bond Issuance Costs	50-7020-0000-702043	$ -	$ -	$ -	$ -	$ -	$ -
Acquisition Costs	50-7020-0000-800010	$ -	$ -	$ -	$ -	$ -	$ -
Building Purchase	50-7020-0000-800030	$ -	$ -	$ -	$ -	$ -	$ -
Furnishing & Equipment	50-7020-0000-800040	$ 18,733.64	$ 32,456.91	$ 10,335.93	$ 1,403,000.00	$ 961,965.00	$ 1,052,000.00
Fire Hydrant Improvements	50-7020-0000-800500	$ -	$ -	$ 35,086.56	$ 45,000.00	$ 25,000.00	$ 20,000.00
12 Street 89A To Fir	50-7020-0000-800623	$ -	$ -	$ -	$ -	$ -	$ -
W Mingus Reconst Sys Upgrades	50-7020-0000-800651	$ -	$ -	$ -	$ -	$ -	$ -
Line Extensions	50-7020-0000-801000	$ -	$ 21,885.10	$ -	$ -	$ -	$ -
Line Replacements	50-7020-0000-801001	$ 1,893.00	$ 33,500.00	$ 3,500.00	$ 400,000.00	$ 862,500.00	$ 2,500,000.00
Aid In Lieu Of Construction	50-7020-0000-801100	$ -	$ -	$ -	$ -	$ -	$ -
Well Booster Station	50-7020-0000-801110	$ 1,334.30	$ -	$ 11,727.37	$ 300,000.00	$ 300,000.00	$ 300,000.00
Well Improvements	50-7020-0000-801111	$ 84,862.84	$ 97,451.66	$ 30,650.68	$ 1,100,000.00	$ 851,045.00	$ 900,000.00
Water System Upgrades	50-7020-0000-801120	$ 573,969.24	$ 1,357,274.71	$ (12,413.81)	$ 5,653,000.00	$ 911,905.00	$ 2,744,000.00
Hwy 260 H20 System Upgrades	50-7020-0000-801130	$ 4,707.50	$ (11,700.00)	$ -	$ 2,093,430.00	$ -	$ 2,093,430.00
Budget Reserves- Capital	50-7020-0000-990050	$ -	$ -	$ -	$ 4,471,187.00	$ 25,303,170.00	$ 7,995,268.00
		$ 1,433,603.02	$ 1,585,179.21	$ 348,797.53	$ 19,442,217.00	$ 29,532,155.00	$ 21,370,598.00
2004 MPC Bond - Principal	50-8700-0000-702000	$ -	$ -	$ -	$ -	$ -	$ -
2004 MPC Bonds - Interest	50-8700-0000-702001	$ -	$ -	$ -	$ -	$ -	$ -
2004 MPC Bonds - Trustee Fees	50-8700-0000-702002	$ -	$ -	$ -	$ -	$ -	$ -
Issuance Costs	50-8700-0000-702003	$ -	$ -	$ -	$ -	$ -	$ -
2006 MPC Bonds - Principal	50-8700-0000-702010	$ -	$ -	$ -	$ -	$ -	$ -
2006 MPC Bonds - Interest	50-8700-0000-702011	$ -	$ -	$ -	$ -	$ -	$ -
2006 MPC Bonds - Trustee Fees	50-8700-0000-702012	$ -	$ -	$ -	$ -	$ -	$ -
Issuance Costs	50-8700-0000-702013	$ -	$ -	$ -	$ -	$ -	$ -
2015 WIFA Bond Principal	50-8700-0000-702040	$ -	$ -	$ -	$ 739,710.00	$ 739,710.00	$ 755,985.00
2015 WIFA Bond Interest	50-8700-0000-702041	$ 140,089.68	$ 109,927.68	$ 94,347.12	$ 78,425.00	$ 78,425.00	$ 62,150.00
Trustee Fees	50-8700-0000-702042	$ -	$ -	$ 1,000.00	$ 1,000.00	$ 1,000.00	$ 1,000.00
Bond Issuance Costs	50-8700-0000-702043	$ -	$ -	$ -	$ -	$ -	$ -
2016 WIFA Bond Principal	50-8700-0000-702050	$ -	$ -	$ -	$ 796,585.00	$ 796,585.00	$ 810,160.00
2016 WIFA Bond Interest	50-8700-0000-702051	$ 166,580.16	$ 116,040.28	$ 140,554.44	$ 127,210.00	$ 127,210.00	$ 113,640.00
2016 WIFA Bond Trustee Fees	50-8700-0000-702052	$ 2,000.00	$ 2,000.00	$ 1,000.00	$ 1,000.00	$ 1,000.00	$ 1,000.00
Issuance Costs	50-8700-0000-702053	$ -	$ -	$ -	$ -	$ -	$ -
2015 Excise Bond - Interest	50-8700-0000-703000	$ 104,054.04	$ 36,342.96	$ 23,489.04	$ 24,900.00	$ 24,900.00	$ 22,365.00
2015 Excise Bond - Principal	50-8700-0000-703010	$ -	$ -	$ -	$ 50,655.00	$ 50,655.00	$ 53,105.00
2015 Excise Bond Trustee Fees	50-8700-0000-703012	$ -	$ -	$ -	$ -	$ -	$ -
		$ 412,723.88	$ 264,310.92	$ 260,390.60	$ 1,819,485.00	$ 1,819,485.00	$ 1,819,405.00
		$ 7,173,992.71	$ 8,242,986.37	$ 7,482,156.17	$ 35,329,824.00	$ 36,686,060.00	$ 34,305,155.00
		$ 1,861,306.97	$ 1,565,707.87	$ 2,410,911.04	$ -	$ -	$ -

Account Name	Account Code	FY23 Actuals	FY 2024 Actual	FY 2025 Actual	FY 2026 Budget	Dept Head Est. FY 06/30/2026	FY 2027
Wastewater Fund							
Impact Fees	51-0000-0000-402000	$ -	$ -	$ -	$ -	$ -	$ -
Capacity Fees	51-0000-0000-402100	$ 221,018.00	$ 374,402.50	$ 300,230.24	$ 300,000.00	$ 600,000.00	$ 375,000.00
Other Grant Revenue	51-0000-0000-421999	$ -	$ -	$ -	$ -	$ -	$ -
Connection Fees	51-0000-0000-433002	$ 485.00	$ 715.00	$ 2,425.00	$ 500.00	$ 8,300.00	$ 1,500.00
User Fees - Admin Residential	51-0000-0000-433100	$ 671,657.86	$ 708,945.39	$ 713,451.56	$ 711,000.00	$ 715,000.00	$ 715,000.00
User Fees - Admin Commercial	51-0000-0000-433101	$ 93,495.24	$ 100,260.20	$ 99,240.36	$ 98,000.00	$ 101,000.00	$ 101,000.00
User Fees - Admin Multi-Res	51-0000-0000-433102	$ 230,444.67	$ 243,152.70	$ 247,078.83	$ 246,000.00	$ 246,900.00	$ 246,900.00
User Fees - O & M Residential	51-0000-0000-433110	$ 1,237,783.15	$ 1,303,820.06	$ 1,315,681.04	$ 1,308,000.00	$ 1,320,000.00	$ 1,320,000.00
User Fees - O & M Commercial	51-0000-0000-433111	$ 736,973.86	$ 723,732.27	$ 774,866.53	$ 720,000.00	$ 745,000.00	$ 745,000.00
User Fees - O & M Multi-Res	51-0000-0000-433112	$ 423,575.86	$ 446,921.48	$ 454,489.77	$ 455,000.00	$ 455,000.00	$ 455,000.00
Effluent Revenue	51-0000-0000-433120	$ 19,546.87	$ 26,055.04	$ 19,339.42	$ 25,000.00	$ 14,000.00	$ 20,000.00
Reserve For Equip-Residen	51-0000-0000-433130	$ 467,167.85	$ 594,756.63	$ 600,261.26	$ 600,000.00	$ 600,000.00	$ 600,000.00
Reserve For Equip-Commercial	51-0000-0000-433131	$ 276,533.23	$ 328,700.47	$ 353,412.40	$ 336,000.00	$ 338,000.00	$ 340,000.00
Reserve For Equip- Multi Res	51-0000-0000-433132	$ 159,722.44	$ 203,724.95	$ 207,790.68	$ 207,600.00	$ 207,600.00	$ 207,600.00
Debt Service Rate Revenue	51-0000-0000-433200	$ 498,357.68	$ 499,430.15	$ 506,350.63	$ 504,000.00	$ 506,400.00	$ 506,400.00
Penalties - Interest Charged	51-0000-0000-435001	$ -	$ -	$ -	$ -	$ -	$ -
Recovery Of Bad Debts	51-0000-0000-435010	$ -	$ -	$ -	$ -	$ -	$ -
Interest Income	51-0000-0000-450000	$ 152,672.98	$ 449,818.29	$ 532,495.96	$ 300,000.00	$ 450,000.00	$ 375,000.00
Interest - Equip Reserve	51-0000-0000-450060	$ -	$ -	$ -	$ -	$ -	$ -
Interest - Expansion Fund	51-0000-0000-450061	$ -	$ -	$ -	$ -	$ -	$ -
Other Unrealized Gain/Loss	51-0000-0000-450070	$ 16,173.01	$ 70,143.75	$ 47,688.49	$ -	$ -	$ -
Building Rental	51-0000-0000-460000	$ 4,740.98	$ -	$ -	$ -	$ -	$ -
Other Income	51-0000-0000-480000	$ 45.06	$ 4,528.01	$ 49,887.64	$ -	$ -	$ -
Sale Of City Property	51-0000-0000-491000	$ (25,342.00)	$ (6,443,778.18)	$ -	$ -	$ -	$ -
Capital Lease Proceeds	51-0000-0000-492000	$ -	$ -	$ -	$ -	$ 251,220.00	$ 60,000.00
Bond Proceeds	51-0000-0000-493000	$ -	$ -	$ -	$ -	$ -	$ -
Other Financing Sources	51-0000-0000-497000	$ -	$ -	$ -	$ 8,500,000.00	$ -	$ -
Budget Balance Carryover	51-0000-0000-499000	$ -	$ -	$ -	$ 10,619,170.00	$ 10,935,000.00	$ 7,802,540.00
Transfers In	51-0020-0000-490000	$ -	$ -	$ -	$ -	$ -	$ -
Transfers In	51-0030-0000-490000	$ -	$ -	$ -	$ -	$ -	$ -
Transfers In	51-0050-0000-490000	$ -	$ -	$ -	$ -	$ -	$ -
		$ 5,185,051.74	$ (364,671.29)	$ 6,224,689.81	$ 24,930,270.00	$ 17,493,420.00	$ 13,870,940.00
Salaries	51-7100-0000-500000	$ 75,726.53	$ 95,986.04	$ 131,103.14	$ 160,860.00	$ 138,450.00	$ 170,276.00
Overtime	51-7100-0000-500010	$ 4,179.04	$ 4,873.69	$ 4,624.61	$ 5,000.00	$ 2,000.00	$ 2,000.00
Holiday Pay	51-7100-0000-500020	$ 356.75	$ 584.66	$ 526.06	$ 650.00	$ 320.00	$ 500.00
Social Security	51-7100-0000-501000	$ 4,976.91	$ 6,373.27	$ 8,413.19	$ 10,403.00	$ 8,730.00	$ 10,637.00
Medicare Tax	51-7100-0000-501001	$ 1,163.79	$ 1,490.44	$ 1,967.80	$ 2,436.00	$ 2,040.00	$ 2,488.00
Ariz State Retirement	51-7100-0000-501100	$ 9,418.63	$ 12,864.80	$ 16,380.40	$ 19,659.00	$ 16,890.00	$ 20,076.00
Public Safety Retirement	51-7100-0000-501101	$ -	$ -	$ -	$ -	$ -	$ -
Health/Life Insurance	51-7100-0000-501200	$ 19,565.72	$ 25,175.06	$ 28,934.87	$ 46,294.00	$ 29,575.00	$ 45,086.00
Worker's Compensation	51-7100-0000-501203	$ 14,154.00	$ 16,756.02	$ 16,999.57	$ 20,435.00	$ 20,770.00	$ 22,850.00
Clothing Allowance	51-7100-0000-501300	$ -	$ -	$ -	$ -	$ -	$ -
Recreation Membership Bene	51-7100-0000-501400	$ 225.68	$ 230.66	$ 180.90	$ 806.00	$ 200.00	$ 806.00
ASRS Pension Expense	51-7100-0000-520000	$ (29,297.00)	$ 63,196.00	$ (3,494.97)	$ -	$ -	$ -
ASRS Opeb Expense	51-7100-0000-520100	$ (5,565.00)	$ (5,547.00)	$ (5,966.00)	$ -	$ -	$ -
Office Supplies	51-7100-0000-601000	$ -	$ -	$ 878.53	$ -	$ 800.00	$ 800.00
Copier Supplies	51-7100-0000-601001	$ -	$ 48.08	$ -	$ -	$ -	$ -
Contractual Services	51-7100-0000-620000	$ 29,509.31	$ 31,079.85	$ 29,554.80	$ 30,540.00	$ 58,000.00	$ 34,700.00
Bank Charges	51-7100-0000-620020	$ -	$ -	$ -	$ -	$ -	$ -
Employee Physicals/Drug Tests	51-7100-0000-620040	$ -	$ -	$ -	$ -	$ -	$ -
Computer Support	51-7100-0000-620050	$ 2,721.02	$ 5,062.83	$ 569.00	$ 5,170.00	$ 5,850.00	$ 6,145.00
General Counsel	51-7100-0000-620060	$ -	$ -	$ -	$ -	$ -	$ -
Custodial Contract	51-7100-0000-620210	$ 8,745.94	$ 8,855.44	$ 9,001.44	$ 9,000.00	$ 9,060.00	$ 9,060.00
Advertising	51-7100-0000-620710	$ 135.85	$ 130.19	$ 20.00	$ 100.00	$ -	$ -
Printing & Forms	51-7100-0000-620800	$ -	$ -	$ -	$ -	$ -	$ -
Utilities	51-7100-0000-630000	$ 5,483.03	$ 6,362.54	$ 6,138.60	$ 7,245.00	$ 6,710.00	$ 7,500.00
Telephone	51-7100-0000-631000	$ 1,312.47	$ 1,392.97	$ 1,852.94	$ 1,930.00	$ 1,920.00	$ 1,990.00
Travel/Training	51-7100-0000-650000	$ 517.00	$ -	$ -	$ -	$ -	$ -
Continuing Education	51-7100-0000-650010	$ -	$ -	$ -	$ -	$ -	$ -
Postage/Freight	51-7100-0000-690010	$ 14,462.50	$ 21,000.00	$ 16,685.75	$ 22,000.00	$ 22,500.00	$ 25,000.00
Liability Insurance	51-7100-0000-690100	$ 5,208.00	$ 19,183.00	$ 7,044.00	$ 9,790.00	$ 10,815.00	$ 13,225.00
Indirect Cost To GF	51-7100-0000-690300	$ 312,791.84	$ 341,825.64	$ 260,046.99	$ 258,800.00	$ 319,800.00	$ 300,000.00
Bad Debt Expense	51-7100-0000-690400	$ 14,678.90	$ 15,773.55	$ 16,022.81	$ -	$ -	$ -
Furnishing & Equipment	51-7100-0000-800040	$ -	$ -	$ -	$ -	$ -	$ -
		$ 490,470.91	$ 672,697.73	$ 547,484.43	$ 611,118.00	$ 654,430.00	$ 673,139.00
Salaries	51-7110-0000-500000	$ 495,198.59	$ 560,327.82	$ 611,172.40	$ 674,676.00	$ 672,260.00	$ 700,550.00
Temporary Employees	51-7110-0000-500001	$ -	$ -	$ -	$ -	$ -	$ -
Overtime	51-7110-0000-500010	$ 60,525.58	$ 76,257.09	$ 78,757.21	$ 80,000.00	$ 107,590.00	$ 110,000.00
Holiday Pay	51-7110-0000-500020	$ 4,946.72	$ 7,722.13	$ 6,224.22	$ 6,500.00	$ 9,450.00	$ 9,920.00
Social Security	51-7110-0000-501000	$ 33,201.95	$ 38,974.26	$ 40,791.36	$ 47,543.00	$ 48,940.00	$ 50,766.00
Medicare Tax	51-7110-0000-501001	$ 7,764.59	$ 9,115.00	$ 9,539.78	$ 11,119.00	$ 11,440.00	$ 12,236.00
Ariz State Retirement	51-7110-0000-501100	$ 65,195.90	$ 81,060.56	$ 81,994.27	$ 91,341.00	$ 93,250.00	$ 83,915.00
Public Safety Retirement	51-7110-0000-501101	$ -	$ -	$ -	$ -	$ -	$ -

Account Name	Account Code	FY23 Actuals	FY 2024 Actual	FY 2025 Actual	FY 2026 Budget	Dept Head Est. FY 06/30/2026	FY 2027
Health/Life Insurance	51-7110-0000-501200	$ 123,969.75	$ 158,073.53	$ 164,666.14	$ 223,559.00	$ 195,530.00	$ 204,486.00
Worker's Compensation	51-7110-0000-501203	$ 2,110.00	$ 2,390.41	$ 2,128.58	$ 2,390.00	$ 2,360.00	$ 2,600.00
Clothing Allowance	51-7110-0000-501300	$ 1,330.53	$ 2,098.79	$ 2,639.96	$ 6,300.00	$ 3,000.00	$ 3,800.00
Recreation Membership Bene	51-7110-0000-501400	$ 1,854.50	$ 2,344.83	$ 2,467.74	$ 3,696.00	$ 2,710.00	$ 3,528.00
Operational Equip & Supplies	51-7110-0000-600000	$ 16,786.64	$ 30,569.59	$ 27,896.93	$ 38,500.00	$ 30,000.00	$ 36,000.00
Small Tools	51-7110-0000-600001	$ 3,663.52	$ 5,232.20	$ 4,418.29	$ 5,500.00	$ 5,500.00	$ 5,500.00
Gas & Oil	51-7110-0000-600010	$ 7,079.94	$ 20,104.47	$ 10,941.59	$ 15,000.00	$ 12,000.00	$ 15,000.00
Cholrine	51-7110-0000-600021	$ 461.85	$ 2,700.00	$ 4,159.57	$ 7,800.00	$ 5,300.00	$ 5,500.00
Polymer	51-7110-0000-600022	$ 39,396.42	$ 49,897.31	$ 54,222.19	$ 61,000.00	$ 61,000.00	$ 64,000.00
Odor Control Supplies	51-7110-0000-600023	$ -	$ -	$ -	$ -	$ -	$ -
Office Supplies	51-7110-0000-601000	$ 2,676.40	$ 1,057.62	$ 3,477.36	$ 4,500.00	$ 4,500.00	$ 4,500.00
Copier Supplies	51-7110-0000-601001	$ -	$ -	$ -	$ -	$ -	$ -
Vehicle Maintenance & Repair	51-7110-0000-610000	$ 6,257.76	$ 5,023.05	$ 8,355.83	$ 12,500.00	$ 11,575.00	$ 12,500.00
Equipment Maintenance & Repair	51-7110-0000-610010	$ 112,517.36	$ 235,700.80	$ 253,528.52	$ 350,000.00	$ 350,000.00	$ 350,000.00
Building Maint & Repair	51-7110-0000-610100	$ 1,743.17	$ 809.21	$ 395.60	$ 2,500.00	$ 1,800.00	$ 4,500.00
Contractual Services	51-7110-0000-620000	$ 30,034.71	$ 37,870.28	$ 61,838.43	$ 63,000.00	$ 55,000.00	$ 68,000.00
Employee Physicals/Drug Tests	51-7110-0000-620040	$ 717.50	$ 356.75	$ 925.50	$ 2,200.00	$ 2,200.00	$ 2,500.00
Computer Support	51-7110-0000-620050	$ 1,115.23	$ 2,265.36	$ 3,359.00	$ 2,765.00	$ 3,400.00	$ 3,500.00
Lab/Testing	51-7110-0000-620620	$ 47,451.56	$ 104,400.62	$ 97,699.58	$ 90,000.00	$ 50,000.00	$ 90,000.00
Sludge Disposal	51-7110-0000-620621	$ 122,912.35	$ 198,594.53	$ 196,891.45	$ 205,000.00	$ 190,000.00	$ 190,000.00
Advertising	51-7110-0000-620710	$ 96.23	$ 130.19	$ -	$ -	$ -	$ -
Auction Fees	51-7110-0000-620900	$ -	$ -	$ -	$ -	$ -	$ -
Utilities	51-7110-0000-630000	$ 553,126.56	$ 607,181.82	$ 615,410.13	$ 664,410.00	$ 618,650.00	$ 702,000.00
Telephone	51-7110-0000-631000	$ 3,151.72	$ 3,470.91	$ 5,146.53	$ 5,350.00	$ 6,560.00	$ 6,770.00
ADEQ Annual Fee	51-7110-0000-640900	$ 12,834.91	$ 13,850.00	$ 17,594.58	$ 20,000.00	$ 20,000.00	$ 20,000.00
Travel/Training	51-7110-0000-650000	$ 10,948.64	$ 10,317.47	$ 17,767.82	$ 29,600.00	$ 15,000.00	$ 25,000.00
Continuing Education	51-7110-0000-650010	$ -	$ -	$ -	$ -	$ -	$ -
Equipment Rental	51-7110-0000-660100	$ -	$ -	$ -	$ -	$ -	$ -
Airport Land Lease Fees	51-7110-0000-660200	$ 18,218.75	$ 14,575.00	$ 10,931.25	$ 12,940.00	$ 14,575.00	$ 14,575.00
Subscriptions/Memberships	51-7110-0000-690000	$ 1,000.00	$ 1,251.92	$ 1,398.92	$ 2,300.00	$ 1,500.00	$ 1,500.00
Postage/Freight	51-7110-0000-690010	$ 17,334.73	$ 17,872.10	$ 24,364.03	$ 23,000.00	$ 16,000.00	$ 20,000.00
Liability Insurance	51-7110-0000-690100	$ 26,077.75	$ 26,201.00	$ 42,268.00	$ 58,735.00	$ 54,080.00	$ 66,110.00
Liability Ins Deductible	51-7110-0000-690110	$ -	$ -	$ -	$ -	$ -	$ -
Furnishing & Equipment	51-7110-0000-800040	$ -	$ -	$ -	$ -	$ -	$ -
Depreciation-Collection System	51-7110-0000-810211	$ 579,154.37	$ 404,193.75	$ 413,033.20	$ -	$ -	$ -
Depreciation-Building	51-7110-0000-810301	$ 224,086.36	$ 215,393.46	$ 203,353.35	$ -	$ -	$ -
Depreciation-Equipment	51-7110-0000-810401	$ 144,547.14	$ 195,264.79	$ 284,787.35	$ -	$ -	$ -
		$ 2,779,489.68	$ 3,142,648.62	$ 3,364,546.66	$ 2,823,724.00	$ 2,675,170.00	$ 2,889,256.00
Investment Expense	51-7120-0000-620021	$ 1,625.56	$ 1,819.52	$ 2,885.73	$ 3,100.00	$ 3,190.00	$ 3,190.00
Impact Fee Study	51-7120-0000-620230	$ -	$ -	$ -	$ -	$ -	$ -
Water/ Waste Water Master Plan	51-7120-0000-620240	$ -	$ -	$ 43,716.25	$ 210,000.00	$ 200,670.00	$ -
Advertising	51-7120-0000-620710	$ -	$ -	$ -	$ -	$ -	$ -
Trustee Fees	51-7120-0000-702042	$ -	$ -	$ -	$ -	$ -	$ -
Bond Issuance Costs	51-7120-0000-702043	$ -	$ -	$ -	$ -	$ -	$ -
Furnishing & Equipment	51-7120-0000-800040	$ 37,201.00	$ 83,383.07	$ 10,600.51	$ 1,102,500.00	$ 416,110.00	$ 385,000.00
Construction	51-7120-0000-800070	$ (5,295.00)	$ -	$ -	$ -	$ -	$ -
Adeq Gardner Prop Cleanup	51-7120-0000-800101	$ -	$ -	$ -	$ -	$ -	$ -
12Th Street: Fir-89A Reclimati	51-7120-0000-800622	$ -	$ -	$ -	$ -	$ -	$ -
Line Extensions	51-7120-0000-801000	$ 59,100.00	$ -	$ 110,410.44	$ 400,000.00	$ 152,750.00	$ 250,000.00
Lift Station Scada Upgrades	51-7120-0000-801200	$ 862.00	$ -	$ -	$ -	$ -	$ -
WWTP Headworks	51-7120-0000-801210	$ -	$ -	$ -	$ -	$ -	$ -
260-Design	51-7120-0000-801220	$ -	$ -	$ -	$ -	$ -	$ -
Riverfront Wwtp-Design/Feasibi	51-7120-0000-801230	$ 7,007.00	$ -	$ -	$ -	$ -	$ 125,000.00
Lift Station	51-7120-0000-801240	$ -	$ -	$ (9,179.79)	$ 1,640,000.00	$ 300,000.00	$ 200,000.00
Recl H20 Pump System Upgrade	51-7120-0000-801250	$ -	$ -	$ -	$ -	$ -	$ -
Wwtp Upgrades	51-7120-0000-801260	$ -	$ 4,026.93	$ -	$ 17,327,040.00	$ 5,100,000.00	$ 8,850,000.00
Effluent Disposal System	51-7120-0000-801270	$ 5,795.00	$ -	$ -	$ 350,000.00	$ -	$ 307,000.00
Budget Reserve	51-7120-0000-990000	$ -	$ -	$ -	$ 274,228.00	$ 7,802,540.00	
2015 Excise Bond - Interest	51-8710-0000-703000	$ 79,317.00	$ 64,329.00	$ 58,619.00	$ 62,140.00	$ 62,140.00	$ 55,820.00
2015 Excise Bond - Principal	51-8710-0000-703010	$ (10,822.04)	$ -	$ -	$ 126,420.00	$ 126,420.00	$ 132,535.00
2015 Excise Bond Trustee Fees	51-8710-0000-703012	$ -	$ -	$ -	$ -	$ -	$ -
		$ 174,790.52	$ 153,558.52	$ 217,052.14	$ 21,495,428.00	$ 14,163,820.00	$ 10,308,545.00
		$ 3,444,751.11	$ 3,968,904.87	$ 4,129,083.23	$ 24,930,270.00	$ 17,493,420.00	$ 13,870,940.00
		$ 1,740,300.63	$ (4,333,576.16)	$ 2,095,606.58	$ -	$ -	$ -

Account Name	Account Code	FY23 Actuals	FY 2024 Actual	FY 2025 Actual	FY 2026 Budget	Dept Head Est. FY 06/30/2026	FY 2027
Employee Benefit Trust							
Interest Income	60-0000-0000-450000	$ 602.77	$ 1,038.99	$ 2,562.74	$ 500.00	$ 2,000.00	$ 1,800.00
Other Unrealized Gain/Loss	60-0000-0000-450070	$ 372.33	$ 1,614.69	$ 1,097.75	$ -	$ -	$ -
Other Income	60-0000-0000-480000	$ -	$ -	$ -	$ -	$ -	$ -
Budget Balance Carryover	60-0000-0000-499000	$ -	$ -	$ -	$ 70,300.00	$ 73,160.00	$ 73,160.00
		$ 975.10	$ 2,653.68	$ 3,660.49	$ 70,800.00	$ 75,160.00	$ 74,960.00
Claims Paid	60-1290-0000-503000	$ -	$ -	$ -	$ -	$ -	$ -
Premiums Paid	60-1290-0000-690200	$ -	$ -	$ -	$ -	$ -	$ -
Misc Expense	60-1290-0000-690500	$ 330.00	$ 500.00	$ -	$ 2,000.00	$ 2,000.00	$ 2,000.00
Budget Reserve - Undesignated	60-1290-0000-990020	$ -	$ -	$ -	$ 68,800.00	$ 73,160.00	$ 72,960.00
		$ 330.00	$ 500.00	$ -	$ 70,800.00	$ 75,160.00	$ 74,960.00
Volunteer Fire Retirement							
Fire Insurance Premium Tax	70-0000-0000-420050	$ -	$ -	$ -	$ -	$ -	$ -
Interest Income	70-0000-0000-450000	$ 50,393.38	$ 43,451.60	$ -	$ -	$ -	$ -
Pension - Employee	70-0000-0000-471000	$ -	$ -	$ -	$ -	$ -	$ -
Pension - Employer	70-0000-0000-471002	$ -	$ -	$ -	$ -	$ -	$ -
City Contribution	70-0000-0000-471010	$ -	$ -	$ -	$ -	$ -	$ -
Budget Balance Carryover	70-0000-0000-499000	$ -	$ -	$ -	$ -	$ -	$ -
		$ 50,393.38	$ 43,451.60	$ -	$ -	$ -	$ -
Retirement Benefits	70-2190-0000-502000	$ 1,650.00	$ 305,796.69	$ -	$ -	$ -	$ -
Refund Of Contribution	70-2190-0000-502001	$ -	$ -	$ -	$ -	$ -	$ -
Misc Expense	70-2190-0000-690500	$ 8,609.40	$ 5,815.91	$ -	$ -	$ -	$ -
Budget Reserve	70-2190-0000-990000	$ -	$ -	$ -	$ -	$ -	$ -
		$ 10,259.40	$ 311,612.60	$ -	$ -	$ -	$ -

1010 - SWAGIT Audio & Video Recording Software & Management

Background : The City of Cottonwood currently contracts with Studio G Multimedia, LLC (Verde Valley TV) for video recording and broadcasting services. Under the existing Broadcast Services Agreement, the City receives recording and broadcast services for:

- Three (3) City Council meetings per month
- One (1) Planning and Zoning Commission meeting per month
- Four (4) annual budget meetings per year

These meetings are billed at a rate of $450 per meeting.

Additional programming requested by the City is billed separately in accordance with Studio G's Fee Schedule and quoted individually based on the services requested.

In addition to per-meeting service charges, the City pays 50 percent of the operational costs required to maintain the government access channel currently known as Spark light Cable Channel 1056. These shared costs include:

- Studio rent
- Utilities
- Insurance
- Internet
- Software
- Miscellaneous supplies

A copy of the Broadcast Services Agreement between the City of Cottonwood and Studio G Multimedia, LLC is attached to this proposal for reference.

While this arrangement has provided meeting coverage for several years, it has resulted in recurring annual expenditures without creating long-term City-owned infrastructure or internal capacity.

Also attached are copies of the Granicus Proposal for Cottonwood, AZ, for three separate models as outlined below:

1 - Fully-managed service (including real-time indexing and captioning) - up to 75 meetings per year (One-time fee of $76,232.47; new subscription fee of $54,247.01)
2 - Partially-managed service (including indexing and AI captioning) - (One-time fee of $26,377.79; new subscription fee $31,421.85; Future year pricing of $38,193.45)
3- Self-Managed Video - setup, config. and training and self-managed video encoder (One-time fee $5,557.13; New subscription fee $16,327.50; Future Year pricing $18,693.35)

Analysis: Current Annual Cost Structure
Based on the current meeting schedule:

- Council Meetings: 3 per month × 12 months = 36 meetings
- Planning & Zoning Commission: 1 per month × 12 months = 12 meetings
- Budget Meetings: 4 annually

Total estimated meetings per year: 52 meetings

At $450 per meeting, base annual meeting costs equal: 52 × $450 = $23,400 annually

This figure does not include:

- Additional programming
- Special meetings
- Other commission/board meetings estimated at a minimum of approximately 24 additional meetings per year for Historic Preservation Commission and Airport Commission
- Shared 50% operational costs for Channel 1056
- Inflationary increases or future fee adjustments

When combined with the City's proportional share of operating expenses for Channel 1056, the total annual financial commitment provides no capital asset ownership to the City.

Operational Limitations of Current Model The current outsourced structure presents several constraints:

- Ongoing annual service costs with limited long-term asset value
- Scheduling dependency on vendor availability
- Limited flexibility and additional charges for special meetings or expanded programming
- Delays in accessing recordings for public records requests or internal use
- Intermittent recording and broadcasting issues
- Lack of integration with digital agenda and records management systems

As meeting demands increase—including advisory boards, special sessions, and community engagement programming—the current fee-based model becomes less predictable and more costly.

Proposed In-House System
This project proposes the procurement and implementation of a fully integrated audio/video recording and broadcasting system utilizing:

- SWAGIT by Granicus, a government-focused video streaming and archiving platform

The system would include:

- Professional-grade PTZ cameras
- Integrated chamber audio system connection
- Video switcher and encoder
- Recording and storage hardware
- Cloud-based hosting and archiving
- Optional closed captioning capability
- Integration with digital agenda management systems

SWAGIT is widely used by municipalities for indexed meeting streaming and archiving and allows synchronization of video with agenda items, improving public usability and transparency.
Strategic Alignment Implementing an in-house system directly supports the City's strategic priorities:

- Transparency: Improved public access to live and archived meetings
- Efficiency: Reduction of recurring vendor dependency
- Modernization: Integration with digital records and agenda systems
- Fiscal Responsibility: Conversion of recurring service expenditures into capital investment

Recommendation: It is recommended that the City Council authorize staff to:

1. Proceed with the development of a Capital Improvement Project for an in-house audio/video recording and broadcasting system utilizing SWAGIT by Granicus (fully managed by Granicus);
2. Direct staff to prepare detailed cost proposals and procurement documentation; and
3. Incorporate funding for the project into the upcoming fiscal r budget process.

Transitioning to a City-owned meeting recording and broadcasting system will:

- Enhance operational control
- Improve reliability and accessibility
- Support compliance with public access requirements
- Provide long-term financial sustainability
- Strengthen the City's commitment to open government

This investment positions the City of Cottonwood to modernize its public meeting infrastructure while ensuring transparency and fiscal stewardship for years to come.

11-1500 - AIRPORT GRANTS

Background : 27-01 - Taxiway - Reconstruct TWA 4252 FT X 35FT - Replace Construct 2 new TW Connectors Install LED TW Lighting Signage 9000LF Request ADOT pay for grading and drainage - ADOT Pavement management Report says need reconstruction - Federal/State/Local - $ 3,500,000
27-02 - Airport Drainage Improvements - Grading and drainage improvements for Taxiway A Reconstruction - ARC B-1 small TDG 2 all pavement design to accommodate minimum 12,500 lbs. single wheel. - State and Local - $ 1,000,000
27-03 - Update Master Plan - The Airport Wildlife Hazard Assessment will identify and mitigate potential wildlife hazards that pose risks to aircraft operations and flight safety using IIJA funds. - Federal, State & Local $20,000
27-04 - Runway Vertical/ Visual Guidance System, Install/Upgrade - Construct upgrade of Rwy 14/32 PAPIS (2-box). Existing PAPIs are reaching the end of their useful life cycle. - State & Local - $225,000
28-01 - Other Environmental Mitigation - Description: Design phase for the installation of wildlife anti-dig fencing along airport perimeter fence lines, approximately 3,256 LF to reduce wildlife digging under the existing fence. Justification: The airport fencing does not adequately provide deterrence to wildlife. This project will reduce the possibility of wildlife digging under the fence line and accessing the airfield. Federal/ State/Local - $ 150,000
28-02 - Obstructions, Light/Mark/Remove - Description: Mitigate obstructions: trees & shrubs, hill removal, and obstruction lighting identified during the MP update as part of a multi-phase mitigation project, this is Phase 2.Justification: The City developed the OAMP to proactively protect its airspace and Runway 32 instrument approach, departure procedure (MINGY ONE), and visual approaches to the Airport. State/Local - $ 500,000
28-03 - Heliport Construct/Expand Modify - Description: Design/ construction of new helicopter landing area/ parking apron area to accommodate exist rotorcraft activity and anticipated itinerant firefighting activity. Includes standard markings/ lighting. ~10,000 SF. Justification: Airport is forecast to serve and increasing number of rotorcraft activity, including itinerant firefighting activity. - Federal/State/ Local - $ 450,000
28-04 - Land for Development - Acquire - Description: Conduct an Environmental Assessment for the future purchase of land adjacent to airport property to allow for additional hangar development. Justification: Conduct an Environmental Assessment for the future purchase of land adjacent to airport property to allow for additional hangar development. - State/Local - $ 100,000

Analysis:

Recommendation:

11-3110 - Capital Improvements - Build Grant

Background : The City of Cottonwood, Arizona requests $2,107,464 from the DOT's FY26 BUILD program for the Old Highway 279 Safe Routes & Access Plan rural planning project, which aims to significantly impact local and regional transportation and improve transportation infrastructure through comprehensive planning, environmental review, and final engineering design for safety, resilience, and state-of-good-repair improvements along 1.54 miles of roadway.

The proposed budget provides details on the allocation of funds, sources and availability of funding, and other budgetary considerations essential for the successful planning and execution of the project. Table 1 provides a breakdown of Component 1, which encompasses all planning and design activities for the project. All costs included in the proposed budget are future eligible project costs, and do not include previously incurred expenses. The requested budget is comprised of 100% BUILD funds, allowable due to the rural designation of the project location. The requested costs will allow the City of Cottonwood to complete all goals of the proposed project, and will produce fully engineered design for roadway widening, shoulder construction, guardrail installation, pavement rehabilitation, culvert and drainage replacement, new signage and striping, and innovative high-water detection and warning systems.

Table 1 – Project Components

Funding Source Component 1	Total Funding
BUILD Funds	$2,107,464

Analysis: Budget Narrative

The proposed project budget consists of all design and planning activities necessary to advance the Old Highway 279 Safe Routes & Access Plan project from 0% planning to 100% designs, ready for rapid implementation with future construction funds and Right-Of-Way acquisition (both beyond the scope of this planning project). A detailed breakdown of the activities requested for each cost classification is as follows:

ADOT Project Management Fees - $159,656
Estimated at 10% of planning project activities, $159,656 in Arizona Department of Transportation (ADOT) Project Management fees are requested to support ADOT's review of the project and assistance with the open-bid process to award planning project contracts, following standard practices for Arizona highway projects.

Preliminary Engineering - $176,066
Preliminary Engineering costs are requested to conduct a topographic survey of the project site. This detailed mapping of the project location's physical features will provide a blueprint for site planning, ensuring all project decisions are grounded in accurate data.

Benefit-Cost Analysis - $100,000
Funds to pay for a Benefit-Cost Analysis (BCA) are requested to determine the impact of the project on the community. Including a BCA in the proposed Old Highway 279 Safe Routes & Access Plan project ensures that, upon completion of the period of performance, The City of Cottonwood will be poised and ready to apply for future construction funds and Right-Of-Way acquisition (both beyond the scope of this planning project).

Environmental - $440,166
Funds for environmental determinations are requested, including Preliminary Environmental Investigation, National Environmental Policy Act (NEPA), and Community Outreach activities to share project information and collect community input. The Preliminary Environmental Investigation is necessary to identify all potential environmental impacts of the proposed project and determine the scope of the review required for the subsequent NEPA. The NEPA process will then assess the potential environmental impacts of proposed actions, including the social, cultural, and economic effects of the proposed project. Community Outreach, including public City Council meetings, the creation of a public webpage to share and collect project information and community input, presentations to community groups, and dissemination through newsletters, email lists, and social media, will encourage and facilitate public input.

Design - $880,332
Design costs are requested, including Drainage Study, Preliminary Design, Planning for Right-Of-Ways, and Final Design. The Drainage Study will provide crucial information for the proper management of surface and subsurface water to maintain the road's stability and durability, as well as the assessment of the potential impact to property owners upstream of the project location. Preliminary Design will establish the basic concept and requirements of the project and will produce scoping and 15%-30% designs. Planning for Right-Of-Ways will define the areas necessary to construct and maintain the roadway and include areas necessary for utility adjustments and maintenance activities. Final Design will include Plans, Special Provisions, Cost Estimates & Schedules (PS&Es) for 60%, 90%, and 100% plans, ensuring that the project will be permit-ready upon completion of the period of performance for rapid implementation with future construction funding.

Contingency - $351,244
Contingency costs are requested at 20% of the total planning project costs to ensure that the project has sufficient funding to cover unanticipated cost increases. This amount was selected based on the City of Cottonwood's experience

Recommendation:

1200 - Finance Department -ERP Replacement - FY 2029

Background : The Cities Springbrook ERP system was purchased in FY 2013 updated in 2017 and will be updated again in 2023. These upgrades will keep the City on track to having a fully functioning ERP system. As time has progressed the ERP system has been removed from several departments and is no longer function as a ERP but mostly just a Finance/HR software. In the future staff is budgeting to look into replacing the system if need be to be back to a fully functioning ERP system.

Analysis:

Recommendation:

1220 - IT - Police Department - Mobile Digital Communicator (MDC) Replacements

Background : The IT Department is in the middle of rolling out new MDCs for the Police Department. We have already deployed about a dozen MDCs, but we need to continue purchasing and replacing them every year until the replacement is completed.

Analysis: Current MDCs are about 8-10 years old and are starting to fail.

Recommendation: Continue purchasing a batch of new MDCs every year until all of them have been replaced.

1220 - IT - Public Safety - Surveillance System Replacement

Background : The surveillance system that serves the Public Safety complex is aging and starting to fail. In addition, we are unable to get support for this system due to its age. This project is a carry-over from FY 2023.

Analysis: We have looked at a few options with companies like Southwest Access (our current vendor), Verkada, and Lens Lock. It looks like the Police Department is going with LensLock for their body cameras and car cameras, so we will likely be replacing the surveillance system with LensLock as well. Most of these type of systems are cloud-based and would have a perpetual annual cost to maintain data storage and hardware support.

Recommendation: Get quotes from all three vendors, then proceed with a solution that fits in our budget.

1220 - IT - Radios for Fire and Police Department

Background : Quotes from Motorola Solutions for CWPD Radios and Fire Radio Replacements

Analysis:

Recommendation:

1220 - IT - Replace Network Switches

Background : The City's networking infrastructure is largely very old and is no longer supported by the manufacturer. This not only makes them more susceptible to failure but can also create an unnecessary security risk. We are looking to replace our aging switches in stages.

Analysis: At the recommendation of Cisco (our switch vendor), we have selected the CBS350 line to replace our existing switches for the most part.

Recommendation: Replace network switches in vital areas first, then work out to all departments over the course of a few years.

1220 - IT - Server Refresh: Lease & Maintenance

Background : The City of Cottonwood has a dire need for replacement of its aging server infrastructure. Most of our physical servers are 8-10 years old and in greater danger of failure than is normal for an IT Department. We are looking at several lease options that would give us current hardware with greater fault tolerance and speed as well as excellent vendor support. We are entertaining proposals from Dell, HP, and Scale HCI.

Analysis: Most of the solutions we are looking at are using three physical servers in a failover cluster with a SAN device for storage. This will allow greater speed, and the cluster is self-healing in the event one of the physical servers is down. The Dell solution includes racking the equipment and migrating over the VMs and data.

Recommendation: Sign a four-year lease or purchase of the following for each of the two domains:

- 3x clustered physical servers
- 1x SAN storage array
- 2x High-speed switches to handle traffic between devices
- 4-year service

1220 - IT Department - Printers

Background : The City purchases Konica Minolta Copiers through a cooperative agreement with All Copy Products - The copiers have a useful life and several copiers are beyond their useful life. The copier agreements have set maintenance prices that cover toner and any other parts for the copiers annually.
At the present time - Here is a list of copiers that should be replaced -

Courthouse - Bizhub 224E - A61H011003966 - Purchased 06/30/2014
Rec Center - Bizhub C554e - A5AY011013050 - Purchased 03/19/2015
Public Works - Bethub C 368 - A7PU011000658 - Purchased 09/21/2015
Library Youth Services - Bizhub A72R011003273 - Purchased 12/14/2015
Fire Department - Bizhub C 368 - A7PU011017444 - Purchased 12/12/2016
Airport - Bizhub C458 A 79M011015066 - Purchased 10/27/2017

IT Bizhub C364E - A5C1011024019 - Purchased 03/05/2015

Analysis:

Recommendation:

1220 - Police Department - Radio Upgrades

Background : When I began my career in 1996, the radio communication system I used was more reliable than what we currently have in the City of Cottonwood. Over the years, radio technology has advanced, but our infrastructure has not kept up, leaving us with outdated and inefficient communication tools. This issue has been a growing priority for other communication centers supporting regional police and fire departments, as it directly impacts the safety of our staff. Despite this, the City of Cottonwood has not upgraded its radio infrastructure in years, and as a result, we are now operating with a system that poses a significant risk. In today's world, the ability to communicate quickly and clearly is vital, especially for first responders. The current system is not only a hindrance to effective operations, but it has also become a major liability to our community, our city, and the broader region. It's time we step into the 21st century with the appropriate tools to protect our officers, firefighters, and the citizens we serve.

As the [Cottonwood Police Department/City of Cottonwood] houses the regional Public Safety Answering Point (PSAP) for the Verde Valley, our Communications Center supports not only the City of Cottonwood but multiple law enforcement and fire/EMS agencies across the region. This unique position requires us to maintain a communications infrastructure capable of meeting the demands of a multi-jurisdictional environment. The fragmentation of previous infrastructure projects—executed in silos without regional coordination—has led to critical gaps in interoperability, delayed response times, and inconsistent service delivery during mutual aid operations. Our ask is that the City support this initiative, and by supporting this capital improvement request, the City of Cottonwood has an opportunity to lead the way in uniting our region, a region that can no longer afford to operate in isolation, under a unified communications platform that is P25-compliant, scalable, and resilient. This investment is not just for Cottonwood—it is a foundational step in building a safer, more responsive, and truly collaborative emergency communications network for the entire Verde Valley.

Analysis: Improving our radio infrastructure for police and fire communications must be a top priority, as the current system is failing to provide adequate coverage and putting our first responders at serious risk. Officers and firefighters are often unable to communicate with dispatch or fellow responders, creating dangerous gaps in critical moments. This lack of reliable communication could result in catastrophic consequences, as officers and firefighters rely on real-time coordination to stay safe and effectively respond to emergencies. If we do not address these shortcomings and upgrade our system, it is only a matter of time before an officer or firefighter is seriously injured or even killed in the line of duty due to communication breakdowns. Ensuring they have the tools to stay connected and safe is not just a matter of efficiency—it is a matter of life and death.

Recommendation:

In light of this information, we respectfully request that a placeholder be included in the upcoming budget, as we are actively pursuing efforts to consolidate our communications (radio) network. Establishing this placeholder now positions us to act swiftly should grant funding become available—funding we are more likely to secure by leveraging a regional approach. Taking this proactive step demonstrates the City's commitment to collaboration l long-term infrastructure improvement.

1310 - Municipal Court Building - Painting & Flooring

Background : High Priority: The Municipal Court building was last painted in 2010 and is showing significant wear. Interior is worn, discoloring and is in need of update. Carpet throughout is a high traffic use throughout the building.

Analysis: Paint inside and out is starting to peel and discolor. Once exterior paint deteriorates to a point, this challenges the integrity of the underlying stucco, which will lead to extensive repairs in the future. Building looks unprofessional. Carpet has not been fully replaced since 2010 and is showing wear and discoloration.

Recommendation: The Municipal Court building should maintain a level of integrity and professionalism with the citizens of the City. Exterior paint is highest priority, followed by interior paint and then flooring.

1400 - Community Development - Architectural Services SB1529 Plans

Background : The State Legislature has been working on Senate Bill 1529 which would require municipalities to create pre-approved housing design plans for the general public to use. Though the bill has not yet fully passed and been signed by the Governor, it is anticipated that it will. If this bill does in fact pass, the City will be responsible for designing plans for a variety of different "classes" of housing. The total number of designs across the housing classes would be 12.

Analysis: Senate Bill 1529 will require the City to design the following housing types:

Class 1 - At least 3 plans for single-family homes ranging in size from 800 square feet to 2,000 square feet.

Class 2 - At least 3 plans for duplex type homes, ranging in size from 400 square feet to 1,000 square feet.

Class 3 - At least 3 plans for triplex type homes, ranging in size from 400 square feet to 1,000 square feet.

Class 4 - At least 3 plans for Accessory Dwelling Units, ranging in size from 200 square feet to 1,000 square feet.

Class 1 and 4 homes are required to be designed by July 1, 2026. Class 2 and 3 homes are required to be designed by January 1, 2027.

Recommendation: Approve $100,000 for architectural services to design 12 homes as required by Senate Bill 1529. This amount is a rough estimate at this time and is subject to change. We plan to look for cooperative purchase agreements as well as neighboring jurisdictions for cost-sharing options.

1400 - Community Development - Historic Preservation Grant Funding

Background :

Analysis:

Recommendation:

1400 - Community Development - Vehicle Replacement

Background :

Analysis:

Recommendation:

1410 - Engineering - Vehicle Replacement Enterprise Lease Truck [New Project]

Background : The Engineering Department has two older, non-lease vehicles. One is a 2007 GMC Yukon and the other is a 2008 Ford Ranger. The Ranger is driven by a Public Works Inspector and the Yukon is used by the Stormwater Specialist.

Analysis: Both of the older vehicle require more regular and sometimes significant maintenance. Inspectors often have electronic equipment, computers, smart levels, etc. that are sensitive to temperature which requires modern air conditioning systems. On job sites with large equipment operating it is beneficial to have a larger vehicle than the Ranger to maintain good visibility with equipment operators.

Recommendation: It is recommended to replace the Yukon with a new 4x4 lease truck in FY 27. The Ranger would then be assigned to Stormwater and the Yukon sent to auction.

FY 27 - $50k

1500 - Airport Emergency Generator

Background :

Analysis:

Recommendation:

1500 - Airport Pavement Preservation (Slurry Seal)

Background :

Analysis:

Recommendation:

1500 - Airport Pull Behind Sweeper (Trackwheel FBR-8)

Background :

Analysis:

Recommendation:

1500 - Airport Storage Room Door

Background :

Analysis:

Recommendation:

1520 - Transit - 5339 Money - Buses or Other Capital

Background : Lisa Boring
Transit Manager
City of Cottonwood
821 N Main St
Cottonwood, AZ 86326
Subject: FY 2025 5307 and 5339 Competitive Application: Preliminary Notice of Award
Dear Ms. Boring:
ADOT is pleased to issue this Preliminary Award Notice for the three project(s) that your agency applied for in the above referenced grant application to ADOT.
Please be advised that this is a preliminary award notice and no action can be taken until a final award notice (Exhibit A) is issued.
Please see the table below for your FY 2025 5339 Bus and Bus Facilities Preliminary Award Notice.

Project Title	Match Ratio	Federal	Local	Project Total
Expansion Vans (2)	85%	$181,330.00	$ 31,999.41	$213,329.41
Replacement Vans	85%	$ 90,665.00	$ 15,999.71	$ 106,664.71
Replacement Buses (3)	85%	$629,464.00	$111,081	$ 740,545.00

Your preliminary funding awards are contingent upon the Federal Transit Administration awarding funds to ADOT for the 5339 Program. ADOT will be submitting an application to FTA in June of 2026 and anticipates FTA awarding funding in September of 2026. Your preliminary award of funds is also contingent upon your compliance with all Federal and State requirements. Your official notice of award will be included in a revised Exhibit A to your 5311 Grant Agreement.
Please note that all vehicles awarded will be procured by ADOT. ADOT will coordinate with you on finalizing the order of your vehicle.
If you have any questions or if the award is significantly different than expected, please contact your Transit Program Manager. You have the right to appeal this funding decision. If filing an appeal, applicants must use the following process in order for the appeal to be considered valid.
adopt.

Analysis:

Recommendation:

1610 - Maintenance - 1-Ton Dump Truck

Background : The 1998 maintenance dump truck presents serious safety, reliability, and operational concerns. It has a major hydraulic leak, malfunctioning gauges, no working heat or A/C, and deteriorated safety components including the dashboard, seat, seat belts, doors, and door panels. Ongoing mechanical failures such as repeated clutch replacements and persistent engine, transmission, and electrical issues cause frequent downtime and disrupt daily operations.

Analysis:

Recommendation: Continued repairs are no longer cost-effective, as maintenance expenses and lost productivity far exceed the value of the vehicle. Replacing it with a new 1-ton dump truck would improve safety, reliability, efficiency, and service continuity while providing a dependable long-term asset for the department. We recommend this be budgeted in the FY 27 budget at $80,000

1610 - Maintenance - Elastomeric sprayer

Background : The purchase of a new elastomeric sprayer will provide significant time and cost savings while improving the efficiency and professionalism of our roofing maintenance operations. Currently, preventive maintenance spraying for our many coated roofs requires contracting outside companies, which increases expenses and creates scheduling delays. Owning our own will eliminate the need for these third-party services, resulting in direct cost savings overtime.
In addition, having this equipment will reduce labor hours for our personnel by streamlining the spraying process and allowing work to be completed more quickly and efficiently. Our team will be able to perform preventive maintenance on our own schedule, minimizing downtime and improving overall productivity.

Analysis:

Recommendation: The use of a professional grade elastomeric sprayer will enhance the quality and consistency of our work, resulting in a more uniform application and more professional appearance. This investment supports long term assets preservation, reduces operating costs, and strengthens our ability to maintain our facilities effectively. We recommend that this be put in the FY27 Capital budget for a total cost of 9K.

1610 - Maintenance - New Vehicle (Truck) Enterprise 2025

Background : New truck to replace older fleet trucks in maintenance.

Analysis: We have started to budget one replacement truck every year to replace the older aging vehicles. There are 5 remaining vehicles to be replaced in the Maintenance department.

Recommendation:

1610 - Maintenance - Rough cut pest protection

Background :

Since its purchase, the rough-cut building has experienced ongoing pest issues involving both birds and bats. Due to legal protections, bats cannot be exterminated and instead occupy the structure seasonally. Each fall, after they leave, the building is left with significant accumulations of guano. This creates an unsanitary environment and presents a health risk to anyone entering the building, particularly employees tasked with cleaning or maintenance. Additionally, many of the building's windows have been broken out over time and temporarily covered with plywood, which has contributed to easy access for pests and negatively impacted the building's overall appearance.

Analysis: To effectively resolve these issues, the building will first require replacement of all broken windows. This will not only improve the building's appearance by removing the exterior plywood coverings but will also help prevent further pest intrusion. A contractor has provided a quote of $30,641 for this work. Following window replacement, the structure will need to be professionally sealed by a pest removal company to ensure it is secured in compliance with laws protecting bats. A local company has provided a verbal estimate of approximately $28,000 for this service. While the combined costs are significant, these improvements are necessary to eliminate ongoing health hazards, prevent recurring contamination, and restore the building to a safe and usable condition.

Recommendation: After a contractor replaces windows. Contact a professional pest control company to finish sealing the building.

1610 - Maintenance - Side by side replacement

Background : The Maintenance Department's current side-by-side has required extensive repairs and continues to be unreliable. Significant costs have already been incurred, including multiple engine repairs and a full transmission replacement exceeding $7,000. More recently, the unit has developed overheating issues, with potential additional expenses for circuit board replacements.

Analysis: Given the ongoing mechanical problems, increasing repair costs, and repeated downtime, it is no longer cost-effective to continue investing in this equipment. Replacing the unit with a new side-by-side would reduce maintenance expenses, improve reliability, and ensure consistent support for daily operations within the department.

Recommendation: Purchase of a new side-by side for replacement.

1610 - Maintenance - UPS Battery & Capacitor and fan replacement at Communications Center

Background : Battery replacement for the uninterrupted power supply at Communications Center.

Analysis: The batteries for the emergency communications system backup power supply are at the end of their live cycle and are recommended for replacement. This is recommended by the UPS maintenance contractor and battery manufacturer.

Recommendation:

1800 - CDBG Grant Funds - FY 2023, 27, 31

Background :

Analysis:

Recommendation:

2000 - Police Department - Carryover - Enterprise Lease Vehicle

Background : We are looking to replace 2 trucks upfitted (approx. $96,000.00) and one car not upfitted (approx. $36000.00) in FY27. Quotes are attached for the vehicles. Approx. $40,000.00 for upfitting the vehicles. Still waiting on quotes.

Analysis:

Recommendation:

2000 - Police Department - Carryover -Bathroom Remodels

Background : The men's bathrooms are 20+ years old and dilapidated. The sinks leak, the toilets frequently clog, and the bathroom overall is worn down. This also includes the restroom back in patrol. The women's restroom also has toilets that leak, sinks that leak and the counters are worn.

Analysis: The building is 20+ years old and almost everything in the bathroom is original with the exception of some pipes and valves that have been replaced.

Recommendation: Replace toilets, urinals, sinks, counter tops, and faucets with new material. We will have to have a contractor come in and replace everything.

2000 - Police Department - Crisis Negotiations Throw Phone System

Background : The Cottonwood Police Department is requesting approval to purchase a new Crisis Negotiations Throw Phone System to replace the department's current system, which was purchased approximately 20 years ago. The existing system is obsolete, no longer supported or serviceable, and has begun experiencing reliability issues. While the current system will be retained as a secondary backup, it no longer meets modern operational or technological standards for crisis negotiation incidents.

Contemporary crisis negotiations have evolved significantly over the past two decades, with many incidents now conducted through cellular phone voice calls and text-based communication. Newer throw phone systems offer integrated Bluetooth capabilities that allow negotiators to connect directly to a subject's personal cell phone—functionality that the department's current system does not possess. This limitation restricts the negotiator's ability to communicate effectively using the most common and preferred methods utilized by individuals in crisis.

Analysis: The system being considered for purchase provides several critical operational enhancements. It allows negotiations to occur via voice calls and text messaging, with all communications automatically logged for evidence retention. The system also supports the retention of photo, video, and audio files associated with the incident, providing comprehensive documentation that is not possible with the department's existing equipment.

Additionally, the proposed system supports multiple simultaneous video feeds, whereas the current system is limited to viewing a single feed at a time and lacks any video recording capability. Recorded video and audio evidence is increasingly important for after-action reviews, training purposes, and legal proceedings.

The newer system also allows authorized smartphones and tablets to securely access live audio and video feeds. This capability enables Command Staff to remain informed in real time, improving situational awareness and supporting more accurate and timely command-level decision-making during critical incidents.

The selected system includes lifetime software updates and does not require ongoing software licensing fees, reducing long-term operational costs and ensuring the system remains current as technology continues to advance.

Recommendation: The recommendation for this capital request is to add to the FY27 budget. The total requested funding for the Crisis Negotiations Throw Phone System is $44,962.69. This investment will provide the department with a reliable, modern communication platform essential for safely managing critical incidents and protecting both the public and responding personnel. Overall, the purchase of a modern Crisis Negotiations Throw Phone System will significantly enhance communication between the negotiator and the subject in crisis, improve coordination between negotiators, tactical personnel, and command staff, and strengthen the department's ability to document critical incidents. These improvements provide increased safety, operational efficiency, and legal protection in the event an incident results in criminal prosecution or civil litigation.

2000 - Police Department - Evidence Building

Background : Currently the Police department utilizes space in three different locations for the storage of property and evidence. It will consolidate this into one public safety campus. The Public Safety Complex was built in 2001 and since then the department has expanded in personnel, equipment, and technology leaving the current building with little to no space.

Analysis: A new Property and Evidence building would accommodate this growth while helping to consolidate the vital functions of property and evidence.

Recommendation: Design and build a multi-departmental Property and Evidence building on City owned property which is adjacent to the current Public Safety campus. The building will co-locate Police Property and Evidence, a multi-agency drug task force, City of Cottonwood IT personnel.

2000 - Police Department - Fencing and Cameras for Evidence Lot

Background : The Cottonwood Police Department Property and Evidence Section is responsible for maintaining secure, organized, and properly documented storage of all seized property and evidence. Over time, our department has accumulated evidence across multiple storage locations, temporary holding areas, or outdated facilities. While these arrangements may have met past operational needs, decentralized storage creates increased risks related to security, accountability, efficiency, and compliance with modern evidence-management standards. The current evidence yard configuration has resulted in operational inefficiencies, including duplicated tracking processes, inconsistent storage conditions, crammed space conditions and increased time demands on personnel responsible for evidence handling across multiple site locations. Multiple storage sites also increase the likelihood of documentation discrepancies, chain-of-custody challenges, and reduced visibility of stored assets. These risks are heightened for large items such as vehicles, bulky property, and long-term hold evidence that require consistent monitoring and controlled access. The proposed fencing will produce a secured vehicle evidence yard location on existing public safety property while ensuring security and accessibility. Additionally, maintaining several evidence storage areas places unnecessary strain on staffing resources. Personnel must travel between locations, conduct multiple inventories, and manage separate security protocols, reducing the time available for core investigative and public safety functions. From a fiscal standpoint, decentralized storage can also lead to redundant maintenance costs, security expenses, and inefficient use of available space.

Analysis: Consolidating the evidence yard into a single, purpose-designed location will strengthen evidence integrity, improve operational efficiency, and support best practices in property management. A centralized vehicle evidence yard allows for standardized intake procedures, improved access control, streamlined audits, and more effective use of surveillance and security systems. Consolidation also enhances compliance with accreditation standards, risk-management recommendations, and legal expectations for evidence preservation.

Recommendation: Ultimately, establishing a unified vehicle evidence yard will reduce liability exposure, improve accountability, and ensure that the department maintains a secure, efficient, and defensible system for managing critical evidence and seized property.

2000 - Police Department - Pistol Mounted Optics & Duty Handgun Replacement

Background : This proposal requests approval for the scheduled replacement of Police Department–issued duty handguns and the implementation of agency-issued pistol mounted optics (PMOs). The project aligns with the department's established equipment replacement cycle and incorporates modern law enforcement technology to enhance officer safety, performance, and operational effectiveness.

Analysis: Project Objectives

1. Enhance officer safety
2. Reduce departmental liability
3. Improve officers' information-gathering ability during lethal threat incidents
4. Improve officers' ability to correctly identify and assess lethal threats
5. Improve officer performance during high-stress, critical incidents

Scope of Project
This project includes:

- Replacement of existing duty handguns
- Issuance of factory-mounted pistol optics
- Replacement of duty holsters and required support equipment
- Initial transition training for all sworn officers

Recommendation: The recommendation would be to approve this capital request for the FY27 budget.

Cost Summary
Proposal – Patrol & SWAT Platform
Firearms & Optics

- 10 Staccato P model handguns with factory-mounted Trijicon RMR Type 2
- Cost: $33,480.00
- 30 Walther PDP duty handguns with factory-mounted Aimpoint ACRO $84,948.00
- Cost: $37,200.00

Support Equipment

- 40 Safariland duty holsters @ $180 each
- Cost: $7,200.00

Estimated Taxes

- $7,068.00

Total Project Cost :

2000 - Police Department - Various Grants

Background :

Analysis:

Recommendation:

2010 - Communications - Update the Flooring (Carryover)

Background :

Analysis:

Recommendation:

2100 - Cardiac Monitors

Background :

Analysis: Cardiac monitor replacement is currently needed due to age of current monitors and associated tech that requires upgrade for coordination with definitive care providers, improved service/ maintenance from vendor, and technology associated with patient care. Price includes annual increase of cost.

Recommendation:

2100 - CoC/FD Emergency Operations Center Updates/Upgrades

Background : The City of Cottonwood has assumed the role of full-service provision for public safety. Based on Presidential Directive 5, (Management of Domestic Incidents), "Initial responsibility for managing domestic incidents generally falls on State and local authorities." This directive effectively means that the local jurisdiction will manage any threat, natural or man-made, through the use of the Incident Command System and all associated supporting processes. This will also bring to bear additional support from County, State, and Federal partners to support the local jurisdiction's efforts to manage a given incident.

Analysis: For all intents and purposes, the City of Cottonwood has no appropriate equipment or tools for managing a local incident. The establishment of a City Emergency Operations Center is necessary. An Emergency Operations Center is the City government's ability to provide Multi-Agency Coordination in support of the public safety departments that are physically working on a given incident. This requires appropriate funding, personnel, and operational procedures to be in-place prior to an incident occurring. This establishment of an Emergency Operation Center requires audio, visual, and redundant systems to be in place an accessible for operation. Facilities for the Emergency Operations Center are already in place at 191 6th Street in Cottonwood; however, the technical tools and equipment are outdated or non-existent. Monies need to be secured on an annual basis to build and maintain an effective Emergency Operations Center. We are in need of 14 laptop computers, 14 landline phones with headsets, updated audio/visual equipment, updated or new software applications, GIS capabilities, extensive office supplies, secure alternate communications, and access to printers or other office equipment. These resources also require secure mobile storage that is accessible and able to be deployed rapidly.

Recommendation: Due to the cost associated with this development and maintenance. It is recommended that a CIP be made to procure and build the Emergency Operations Center over a period of years. Securing $12,000.00 per year for the next 5 years should be adequate. Ongoing maintenance cost will be based on the quality of the tools and equipment, effectiveness of routine maintenance, and the continual associated increased expenses for tools and equipment, (@ $5,000.00 per year). Grant funding for these [illegible]e of projects is extremely limited and generally associated with recovery from previous incidents.

Training and education are also associated costs. Personnel costs for attending required trainings are necessary and ongoing, to include but not limited to overnight travel and lodging, per diam, course costs, and associated educational materials.

2100 - E411 Upgrade

Background : E411 needs to be repurposed for operations as a "Ladder Tender 411". This requires improving and making some changes to the apparatus. E411 will remain capable as an engine but will also dual role as the LT411, increasing its life and operational capability. Cottonwood Fire Department operates a full-time Truck Co. for the purposes of life safety of civilians, firefighters, and the community at large, ventilation for any structure within the city of Cottonwood, and to operate and support all Spec. Ops. incidents within the city and in the immediate are of the upper Verde Valley. In the event that the Truck Co. is unavailable due to maintenance, breakdowns, multi-company responses, and multi-incident responses; it is customary to have access to a "ladder tender" in order to provide the same level of operational specialties with the exception of an aerial device. This is commonly the industry standard throughout the country if an organization is employing a Truck Co.

Analysis: Converting E411 into Ladder Tender 411 would expand truck company operational capability in several ways:

Ground Ladder Deployment:
- Increased availability of ground ladders for:

Roof access
Secondary egress
Window rescues
Elevated hose stream placement

Truck Company Tool Cache:
The apparatus E411, (LT411), could carry equipment supporting or performing truck company functions such as:
- Ventilation saws
- Roof ladders
- Forcible entry tools
- Salvage and overhaul equipment
- Portable lighting
- RIC support equipment
- Vehicle extrication
- Spec. Ops. support

Access to Restricted Environments:
A smaller apparatus footprint would allow firefighters to operate in areas where the primary aerial apparatus may be restricted or delayed, including:
- Tight residential streets
- Cul-de-sacs
- Confined commercial parking areas
- Dirt roads
- Older infrastructure zones

Multi-Incident Capability:
If the aerial apparatus is committed to one incident, the ladder tender provides secondary truck company support for another incident occurring simultaneously.

Community Risk Reduction and Operational Resilience:
Adding the ladder tender increases operational resilience by reducing reliance on a single apparatus for truck company functions. this would include:
- Improved firefighter safety through increased ladder access and ventilation capability
- Faster tactical deployment in confined environments
- Operational redundancy if the primary aerial is unavailable
- Improved incident stabilization during the critical first operational period

This approach supports risk-based deployment models and aligns with best practices identified in community risk reduction and standards of cover methodologies.

Cost Effective Enhancement:
Purchasing an additional aerial apparatus would represent a significant capital expenditure, typically ranging from $1.5–$2 million or more depending on specifications.
Repurposing E411 to LT411 provides:
- Low-cost capability expansion, ($40-$60,000)
- Improved asset utilization
- Extended apparatus lifecycle
- Immediate operational benefit without large investment

Alignment with Future Planning:
Repurposing E411, (LT411), also aligns with long-term operational planning goals, including:
- Expanding truck company capability as the community grows
- Improving response flexibility
- Enhancing firefighter operational effectiveness
- Bridging capability gaps

until future apparatus replacement cycles occur
This solution allows Cottonwood Fire to slowly improve truck company operations while planning for future apparatus needs.

Recommendation: Repurposing Engine 411 into Ladder Tender 411 provides a practical and cost-effective method to improve truck company capability, build operational redundancy, and extend the service life of a recently repaired apparatus. This approach enhances firefighter safety and operational effectiveness while addressing the limitations created by relying on a single aerial apparatus.

2100 - FD Drone Program

Background :

Analysis:

Recommendation:

250

2100 - FD Security for Senior Admin Area

Background :

Analysis:

Recommendation:

2100 - FD St. 41 Facilities Update

Background :

Analysis: Renovations and updates for Fire Station 41, 191 S. 6th St. Cottonwood, AZ 86326. Upgrades and improvements are as follows for the duration of requested funds: upgrade kitchen, upgrade bathrooms, upgrade old flooring, add exhaust removal system for entry points into office/sleeping areas upgrades to combined PD/Fire fitness areas, Upgrades to public safety lobby areas, and funding to check/study adding a second floor to Station 41.

Recommendation:

2100 - FD Strategic Plan Development

Background :

Analysis: We are currently completing the Standards of Coverage document, (SOC), and the Community Risk Assessment, (CRA), as requested. Both of these documents need to added to a 10 year FD strategic plan. This plan requires a formal assessment and formal document in order to establish and align with the City of Cottonwood Strategic Plan moving forward.

Recommendation:

2100 - Fire Department Various Grants

Background :

Analysis:

Recommendation:

2100 - New Type 1 Engine

Background :

Analysis: New Type 1 Engine will be necessary for the building and opening of new Fire Station(s). Current apparatus provides immediate coverage and 1 engine for backup purposes city-wide. New stations will require new apparatus to maintain adequate response and backup support. Current build times for apparatus are @ 24 months from spec to completion, hence the request for funding each year toward the final expense at the completion of the build.

Recommendation:

2100 - SCBA Replacement

Background :

Analysis: Required replacement of current operational SCBAs in FY 29. This was a previous request on a requested five year CIP at $88,000 per year until purchase. I am unable to find what monies that we currently have set for this required purchase, thus my request appears to be large. If this needs adjusted to reflect real numbers please advise.

Recommendation:

2100 - Type 3 Engine

Background :

Analysis: Currently CFD has an outdated and semi-operational Type 6 engine. This requires a replacement at the earliest opportunity. 1 Brush Engine for the city is non-functional as the city grows, due to current and future annexations, and opening additional fire stations in the future. Additionally, this Type 3 engine could make money for the city as an available resource for deployment in the western United States if the City will actually support a money making wildland program.

Recommendation:

2100 - Type 6 Engine - Brush Truck

Background : As the City of Cottonwood continues to grow and annexes areas of rural property, the need for the Cottonwood Fire Department to provide wildland fire protection is expanded and brought to the forefront. The current Type 6 Engine is extremely old and ill equipped for the expanding threat of wildfire.

Analysis: The City of Cottonwood has annexed significant portions of rural land for future development. This has increased the City's exposure to wildfire threats. In addition, as the city continues to perpetuate and advertise the usage of trail systems in and around the City, the Fire Department is tasked with a broader wildfire threat from increased pedestrian traffic in our rural lands. This equates to a higher exposure to wildfire threats and technical rescue threats that must be addressed by the City's Fire Department.

Recommendation: Approval to purchase a Type 6 Engine for use in fighting wildfire and for technical rescue support.

2100 - Various Grant Expenditures

Background :

Analysis:

Recommendation:

2100-FD WINS Radios

Background :

Analysis:

Recommendation:

2X00 - Police Department - Public Safety Complex Improvements

Background : The existing Public Safety Complex consists of two buildings, with the main building housing both the Police and Fire Departments, and the smaller, more recently-constructed building housing Communications (Dispatch). The buildings were constructed in 2002 and 2014 respectively. Along with the City population, staff has grown significantly, call volume is up, and much of the existing space in the main building has been identified for more efficient use—specifically, circulation and exterior gathering areas that can be better used as offices, fitness, and conference rooms.

Analysis: Working with Fire and Police senior staff, the Public Works Department assisted with identifying areas most in-need of improvement, and sought an architect to provide a design budget. Due to their familiarity with the largest part of the project, and the ease of interaction with City staff, LEA Architects LLC (the architecture firm which designed the main building) was asked to estimate costs for both design and construction (attached). Their design fee is 10-12% of the attached Preliminary Rough Order of Magnitude (ROM) Construction Cost. Based on this figure, the FY 2025 Design Budget Request is $143,716.80, and it is proposed as a segue to construction in FY 2026 and subsequent years as necessity dictates and resources allow.

Recommendation: The City's continued, exponential growth strongly suggests a need to "keep up" by expanding usable space in proportion to staff. The attached was provided at no charge, through the party most familiar with the structural tolerances of the largest part of the project (the main building). Staff recommends presentation of this item to City Council for approval in the FY 2025 budget.

30-1800 - Capital Improvements - Building/Land Purchase City Hall & Council Chambers

Background :

Analysis:

Recommendation:

30-1800 - Capital Improvements Fund - Old Town Master Plan

Background : The newest strategic plan from City Council includes various considerations to address in the coming years. The new roundabout at 10th Street (some consider the start of Old Town), the Main Street improvements through Old Town, the potential for City offices to move out of Old Town, the updated General Plan descriptions of the area, and the ongoing parking study all lend themselves to creating a comprehensive master plan for the Old Town area. Many topics have been brought up over the years regarding Old Town, including wayfinding signs, parking, designating an official boundary, and streetscape improvements. Given the more recent requests and topics of discussion, now is just as good a time as any to create a master plan for the area to address potential growth and identify issues.

Analysis: Old Town has become a regional destination due to the wine industry, historic charm, and walkable downtown. A master plan for the area can support tourism by addressing infrastructure, wayfinding, visitor amenities, and parking. It can encourage business retention as well as promote adaptive reuse of historic buildings. The master plan can also guide sustainable development for the area, and help preserve the historic nature of Old Town. Input from various stakeholders, including residents, business owners, tourists, and others can ensure public participation and input on the future of the Old Town area. The Old Town Activity Park is a major concern for those who want to ensure it's survival, in which a master plan can help provide various options to address this issue as well. Providing funding for this plan will move forward with the strategic initiative and General Plan.

Recommendation: Approve funding for an Old Town master plan to address the above topics, ensuring Old Town's future is intentional, balanced, and community-driven. It will help ensure economic vitality, historic preservation, and quality of life are taken into consideration for the future.

30-2100 - Fire Station(s)

Background : The City of Cottonwood currently has one fire station serving a populace of 12,000+ citizens, (responding to 3500+ emergencies per year). In addition to the immediate service to 12,000+ persons, the Fire Department also serves the adjoined communities of the Verde Villages, Town of Clarkdale, Cornville, and Jerome. This equates to a served population of 35,000 - 40,000 person at any given time. (This does not include the tourist population). Most fire service providers average between 1000 and 2500 emergency responses out of a fire station, we have far eclipsed this number and current response is

Analysis: Based on the number of emergencies responded to per year and an assessment of the types of calls, locations, and jurisdictional boundaries. The associated response times will not be manageable in the near future, i.e. 2-4 years. Lack of Fire Stations currently is neglecting residents throughout the city boundaries and the support we provide to adjacent communities, (citizens who pay taxes in the City).
In addition to these concerns we also have land zones that are "within the City" that are being served by a non-city fire district. This is due to the fact that we are unable to respond within an efficient time frame to provide adequate service to these locations. The industry standard for service delivery is to achieve a 4-6 minute response time, this, understandably is not always achievable; however, we currently have areas that are beyond 8-10 minute response times and no plan to place a fire station near by to relieve this time sensitive burden.

Recommendation: Consideration and action on planning and building two fire stations to address current response gaps, extended response times, and appropriate threat mitigation.

Station 42: At or near the intersection of Cornville Rd. and 89A
Station 43: At or near the intersection of Ogden Ranch Rd. and Hwy 260

se locations would allow for a more ready response to all locations in the City of Cottonwood and would limit or eliminate those areas that are unserved or underserved.

FY 2025 - Budget Monies for some sort of plan, purchase of land or other.

30-2300 - Street Construction - Flood Control Projects [New Project]

Background : Annual Flood Control funding from Yavapai County for city-wide drainage and flood control related projects/studies.

Analysis: Existing FY 2026 $216,000, anticipate $100k additional each year.

Recommendation:

3100 - Street Construction - N. Main St. Sidewalk Extension [New Project]

Background : The City was awarded a Transportation Alternatives grant through ADOT for scoping of a project to fill in the gaps in sidewalk from the City Limits to Grey Fox Ridge and from Grosseto Ranch Road to Cactus Street.

Analysis: The proposed project would create a scoping document that would set the stage to be able to continue to identify grant opportunities for final design and ultimately construct the sidewalk improvements.

Recommendation: Budget $152k in FY 27 - $143,336 Federal Funding, $8,664 City Match

3100 - Street Maintenance - 10 Wheel Dump Truck

Background : The current 2005 7-ton dump truck has become increasingly unreliable and costly to maintain. Since 2005, it has cycled through multiple departments and has required numerous major repairs, including two computer replacements, fuel system issues (weak fuel pump and bad glow plugs), and multiple lift hydraulic cylinder replacements. At present, the vehicle has a significant engine problem that multiple repair facilities have been unable to diagnose or resolve, rendering it unreliable for daily operations and creating ongoing uncertainty in maintenance planning and service delivery.

Analysis:

Recommendation: Replacing this vehicle with a new 10-wheeler dump truck is a necessary and strategic investment. A new unit will provide improved reliability, reduced maintenance costs, and increased operational capacity for the department. In addition, the 10-wheeler will allow the department to become more independent in training and certification for the Streets Department's CDL requirements. This will strengthen in-house training capabilities, improve workforce development, and reduce reliance on side resources, ultimately improving efficiency, readiness, and long-term sustainability of operations. We recommend this be budgeted in the FY 27 budget at $260,000.

3100 - Street Maintenance - New Vehicle with Utility Bed (Truck)

Background : New truck to replace an older fleet truck in the Streets department.

Analysis: We have started to budget one replacement truck every other year to replace the older aging vehicles. There are 2 remaining vehicles to be replaced in the Streets department.

Recommendation:

3100 - Street Maintenance- New Equipment: Snow Plow Attachment

Background : New equipment acquisition for a Meyer 90" Wingman Hydraulic Snow Plow attachment. This equipment was quoted with no shipping. Inflation and shipping costs were estimated.

Analysis: The purchase of this equipment would give the street department the capability to clear streets during snow events. The past several years Cottonwood snow events has left the street department scrabbling to clear roads with heavy equipment that doesn't do a good job and is dangerous to operate in inclement weather. The addition of a snow plow attachment would allow the department to utilize 1 ton dump trucks to plow the roads in an efficient and safe manner.

Recommendation: Recommended to purchase a snow plow attachment for $7,500.

3110 - Street Construction - 6th Street Pavement Rehabilitation [Carryover]

Background : Remove and replace pavement on 6th Street from Mickelson Pkwy to SR 89A. This includes the sidewalk with ADA compliance.

Analysis: 6th Street is a high volume collector and is in need of pavement rehabilitation beyond the use of typical preservation methods. $3,500,000 for construction in FY 2028.

Recommendation: 6th Street is a high volume collector and is in need of pavement rehabilitation beyond the use of typical preservation methods. FY 2026 Design is nearly complete, carry over $40k for the design completion in FY 27. Program $3,500,000 for construction in FY 2028.

The construction cost estimate has been increased to $3.5M.

3110 - Street Construction - Fir St at Camino Real Intersection Improvements [New Project]

Background : The intersection of Fir St and Camino Real is currently a 4 way stop controlled intersection. Traffic volumes exceed 7000 vehicles per day on Fir St and 3600 vehicles per day on Camino Real. During peak hours associated with Mingus Union High School, the intersection experiences congestion. There is also a need for sidewalk along Camino Real as well as the south side of Fir St.

Analysis: A project assessment or design concept report is needed to perform preliminary analysis and recommendations prior to committing design funds towards a specific solution.

Scope of work will consist of:

Topographic survey, traffic data collection/preliminary analysis, preliminary drainage report, preliminary utility investigation, 15% concept plans.

Recommendation: $175k planning/scoping funds FY 2027

3110 - Street Construction - Local Streets Reconstruction [Carryover]

Background : Reconstruct local roads that have deteriorated beyond repair.

Analysis: These roads are heavily deteriorated with potholes and shoulder drop-offs. Typical pavement preservation applications would not be warranted to provide for an acceptable roadway condition. The roads are Birch St. - Main to 18th, Cherry St. - Main to 18th, 18th - Birch to Cherry, Ocotillo St, Apsco Lane, all of Verde Heights neighborhood

FY 27 Construction 18th, Birch, Cherry, Cypress $1,200,000
FY 28 Construction Verde Heights $2,750,000

Recommendation: FY 27 Construction 18th, Birch, Cherry, Cypress $1,200,000
FY 28 Construction Verde Heights $2,750,000

3110 - Street Construction - Main Street Pavement Rehabilitation (Carryover)

Background : Roadway and ADA/sidewalk improvements on Main Street from Grey Fox Ridge to SR 89A/ Cottonwood Street

Analysis: Main Street is a high traffic volume roadway and its current condition warrants pavement rehabilitation. Pavement rehab requires sidewalk, ramps and driveways to meet current ADA standards. $564,711 was budgeted in FY 2023 for the design which is anticipated to be complete in FY 25. The City was awarded a grant (listed under separate proposal) for a portion of the ADA and lighting aspects in the amount of $1.5M. The roundabout will be complete in FY 25 and cost $2.7M.

Recommendation: It is recommended to carry over $10,964,710 to FY 26 for the pavement rehabilitation on Main Street from SR 89A to the north City Limits (excluding the roundabout and ADOT grant)

3110 - Street Construction - Mingus Ave at 6th St Intersection Improvements [New Project]

Background : The intersection of Mingus Ave and 6th Street is currently a 4 way stop controlled intersection. Traffic volumes exceed 9000 vehicles per day on Mingus Ave and 2300 vehicles per day on 6th St. During peak hours associated with Cottonwood Community School, the intersection experiences congestion. This intersection is in close proximity to the Public Safety facility (police and fire). This intersection has been identified as being close to operating at an unacceptably low level of service and has been prohibitive to future development on surrounding vacant properties such as the Clemenceau parcel. It will be helpful to have a study completed that can be provided to potential developers to know the true impacts of their proposed projects to this intersection and what might be required to mitigate their impacts.

Analysis: A project assessment or design concept report is needed to perform preliminary analysis and recommendations prior to committing design funds towards a specific solution.

Scope of work will consist of:

Topographic survey, traffic data collection/preliminary analysis, preliminary drainage report, preliminary utility investigation, 15% concept plans.

Recommendation: $175k planning/scoping funds FY 2027

3110 - Street Construction - Mingus Avenue Pavement Rehabilitation [New Project]

Background : Mingus Avenue between SR 89A and the Willard Street Roundabout has deteriorated beyond typical preservation methods. According the recent pavement condition assessment, the current Pavement Condition Index (PCI) is 18, which is considered "serious" and only a few points from "failing". This section of Mingus Avenue was constructed in 2013 and has been crack filled and fog coated several times but the pavement has not performed well with the heavy traffic. The Public Works Department believes this is the result of an inadequate pavement section (4" asphalt on 5" base) for the traffic volume, 6000-8000 vehicles per day, as well as the use of 1/2" mix for the top layer of asphalt instead of a 3/4" asphalt mix.

Analysis: The pavement has deteriorated beyond preservation and requires reconstruction. It is proposed to remove the 9 inches of asphalt and base, recompact the subgrade, and replace with 9 inches of asphalt. This is the same pavement section that was recently used on Main Street which carries similar traffic volumes.

Recommendation: Budget $2,750,000 in FY 27

3110 - Street Construction - Pavement Condition Assessment [New Project]

Background : The City owns and maintains approximately 150 lane miles of asphalt streets and has traditionally allocated $750k every other year to preserve and maintain them. The condition and useful life of the streets changes from year to year due to traffic loads and weather. The last pavement condition assessment was completed in 2019 by City staff and required hundreds of hours of effort by inspectors and the project manager. City staff has been working through the prioritized projects from that list and will be complete with the FY 24 pavement preservation project.

Analysis: An accurate and standardized pavement condition inventory and assessment will give City Council and staff real, standardized data to be able to make sound decisions on where to invest available funding. A contract form will drive every street in a vehicle with specialized equipment and cameras that scan the roadways, signs and striping. The data is then analyzed, input into GIS and summarized. The finished report will identify priority project locations for preservation, reconstruction as well as provide an inventory of all city-owned signs and striping/pavement marking. The report will also model the future condition of the streets based on current preservation funding, provide costs to bring the streets to acceptable levels as well as any funding scenario in between (increase funding by XX%).

Recommendation: It is recommended to fund the initial inventory/condition assessment at a cost of $60k for FY 25 and to continue to fund updates to the inventory/condition assessment at a cost of $30k every other year as roadways deteriorate and new roadways are added.

3110 - Street Construction - Pavement Preservation

Background : Semi-annual pavement preservation project.

Analysis: This project provides funds to preserve and maintain existing pavement. The City Council has allocated $750,000 every other year for pavement preservation. Currently, the City is responsible for 147 lane miles of roadway. It is estimated, on average, that it will cost $60,000 per lane mile to fill cracks and apply a chip seal. At the current funding level, approximately 13 lane miles or 9% of the total lane miles will be treated every other year.

Recommendation: The City Council has typically allocated $750,000 every other year for pavement preservation. Based on the pavement condition assessment completed in FY 25, the funding required to maintain a steady state pavement condition index score of 67 (fair) is $925k every year. It is recommended to increase the amount and frequency of the pavement preservation budget to $1M every year. This in conjunction with planned capital projects will move the City's roadway network towards a satisfac- y score (PCI of 71-85).

3110 - Street Construction - Public Safety Parking Lot [Carryover]

Background : Reconstruction of Public Safety Rear Parking Lot.

Analysis: The existing parking lot behind the public safety building is in need of reconstruction. The asphalt is failing and pavement preservation efforts have proven ineffective. Through this project the existing parking lot and drive aisles will be replaced and replaced by a heavy-duty pavement section more suitable for the heavy vehicles that use this area.

$120,000 Design in FY 24
$1,132,000 Construction FY 25

Recommendation: It is recommended to carry over design funding of $120k to FY 25 since this project design is not scheduled to begin until Q4 of FY 24.

3110 - Street Construction - Riverfront Park Ramada Parking Lot [New Project]

Background : Reconstruction of Riverfront Park Ramada Parking Lot.

Analysis: The parking lot at the Ramada area of the park is in poor shape. This project will install curb and gutter around the perimeter of the parking area as well as a sidewalk in key areas to facilitate safe pedestrian travel between the parking lot and the Ramada area. Improvements to this area will provide more, well-defined parking for patrons of the park. Additional benefits include improved drainage and beautification that will invite increased usage of the Ramada.

$67,000 Design FY 26
$750k Construction FY 27 or FY 28

Recommendation:

3110 - Street Construction - Rocking Chair Ranch Road Pavement Rehabilitation

Background : Rocking Chair Ranch Road is a section of old roadway within the City Limits that has had limited maintenance since the City acquired it from Yavapai County in 2002. This roadway mainly provides access to Yavapai County residents north of the City Limits but also provides an alternate route from SR 89A to Mingus Avenue as well as access to several hiking trails. The pavement is badly deteriorated and the edges have broken away leaving minimal or no shoulder. The PCI rating for this segment of roadway is 41 which is right at the threshold of being "very poor" condition according to the 2024 pavement condition assessment.

Analysis: The Streets Department has crack filled and repaired potholes numerous times but as the shoulder deteriorates, the roadway is getting narrower. The proposed scope of work includes milling the existing pavement and leaving it in place to be regraded and used as new base material. 4" of new asphalt would be placed along with a thickened shoulder edge to help prevent deterioration. Striping would be replaced and signs evaluated for replacement.

Recommendation: 9500 square yards at $100/ Sq. Yd. = $950k budgeted in FY 27

3110 - Street Construction - Sidewalks - New and Replacements [Carryover]

Background :

Analysis:

Recommendation: Carry over ~$485k from FY 26 to FY 27 to be combined with FY 27 funding of $534,410 for a total of $1,019,410 in FY 27 to be used on Willard Street Sidewalk infill and Main Street.

Design for Willard Sidewalk was completed in FY 26 and is estimated to cost $600k through ADOT TA grant. Final design and construction to follow.

in Street Sidewalk will have scoping/preliminary design in FY 27

3110 - Street Construction - Yavapai Street Parking Lot [Carryover]

Background : Yavapai Street Improvements and Parking Lot - Yavapai Street between Main and First Streets

Analysis: This project will improve Yavapai Street between Main Street and First Street. It will widen this portion of Yavapai Street to provide access for wider vehicles and promote growth in this area of Old Town. The parking lot will be installed on City property at the southwest corner of Yavapai and First Streets. There will be additional parking to serve the businesses at the north end of Old Town.

$120,000 Design FY 28
$1,000,000 Construction FY 2029

Recommendation: It is recommended to carry over $58k in design funds to FY 27 since this project is on hold until the old town master plan is complete.

3110 - Street Maintenance - Water Truck replacement 2026

Background :

Analysis:

Recommendation: Proposal for Acquisition of a New Water Truck

Proposing the purchase of a new water truck ($100,000-$160,000) to replace our existing equipment, which was acquired in 2006. The current water truck, purchased used for $36,000, has undergone extensive repairs amounting to $24,000. Despite our efforts to maintain its functionality, the ongoing challenges, particularly with the holding tank, raise serious concerns about the reliability he vehicle.

The existing water truck, with its aging components, has become increasingly susceptible to issues affecting its overall performance. The substantial investment of $24,000 in repairs reflects our commitment to maintaining the equipment; however, it also underscores the growing urgency to address its inherent limitations.

One critical concern revolves around the holding tank, which has already undergone relining once. Unfortunately, due to the increased use of reclaimed water, we anticipate the need for another relining in the near future. This recurring issue not only raises questions about the long-term viability of the holding tank but also highlights the potential risks associated with relying on the current water truck for essential operations.

To ensure the continued reliability and efficiency of our water supply operations, I recommend the acquisition of a new water truck. Investing in modern equipment will not only alleviate the financial burden of ongoing repairs but also provide a more robust solution to meet our evolving needs, especially considering the increased reliance on reclaimed water.

4000 - Library - Facility Improvements

Background : Sound Dampening – Library Manager's Office Priority: 6 / 10

Background:
The Library Manager's office is located within an open-air interior layout that allows sound to travel freely throughout the building. This limits privacy and makes confidential conversations difficult. While sound dampening would improve employee satisfaction and functionality, the building's construction presents challenges. Traditional solutions such as a drop ceiling are not feasible due to the fire suppression system, requiring more creative and potentially costly approaches.

Recommendation:
Explore feasible sound-dampening solutions for the Manager's office that improve privacy while respecting building constraints, recognizing this as a quality-of-workplace improvement rather than an operational necessity.

Meeting Room Partition Replacement Priority: 8 / 10

Background:
The existing meeting room partitions are in poor condition and do not close or seal properly. As a result, spaces cannot be separated into private rooms when needed, limiting flexibility for programming, meetings, and rentals.

Recommendation:
Replace meeting room partitions to restore functionality, improve privacy, and allow the library to better support simultaneous programs and meetings.

6th Street Door Improvements (Additional Entrance)Priority: 7 / 10

Background:
Recent door improvements on the parking lot side of the library have been well received by the public and have significantly improved access and circulation. These upgrades increased ADA accessibility and enhanced the building's connection to the surrounding area. Staff would like to replicate these improvements on the 6th Street side of the building.

Recommendation:
Allocate funding to install similar door improvements on the 6th Street side to enhance accessibility, improve circulation, and build on a proven, community-supported improvement.

Exterior Wayfinding Signage Priority: 5 / 10

Background:
Exterior wayfinding signage would improve visibility and navigation to the library, particularly for first-time visitors. While beneficial, current conditions do not significantly hinder daily operations.

Recommendation:
Include exterior wayfinding signage as a lower-priority enhancement, with consideration given to pursuing grant funding to advance the project.

Library Carpet Replace-

Analysis:

Recommendation:

4000 - Library - Library Master Plan

Background : The Cottonwood Public Library is a vital community resource, serving as an educational, cultural, and social hub for residents of all ages. However, as our population grows and community needs evolve, it is essential to assess how our library can best serve the public in the coming years.
A Library Master Plan Study will provide a comprehensive evaluation of our current facilities, services, and programming while identifying opportunities for future improvements. This study will help us:
• Analyze community needs to ensure the library remains a relevant and accessible resource.
• Assess space utilization to determine if facility upgrades or expansions are necessary.
• Develop a strategic roadmap for future services, technology integration, and infrastructure improvements.
• Support grant applications and funding efforts by providing data-driven justifications for future investments.

Analysis: The Cottonwood Public Library plays a critical role in providing educational, technological, and recreational resources to the community. However, the library's current infrastructure and services may not fully align with the evolving needs of residents. With population growth, advancements in technology, and changing user expectations, it is essential to conduct a comprehensive assessment of library operations, space utilization, and future demands. Without a structured plan, the library risks inefficiencies, inadequate resource allocation, and missed opportunities for improvement. A Library Master Plan Study will provide the necessary data and insights to guide strategic decision-making and ensure long-term sustainability.

Recommendation: It is recommended that the City of Cottonwood allocate funding in FY 27 for a Library Master Plan Study. This study will assess current library services, infrastructure, and community needs while providing a strategic framework for future development. The findings will support data-driven decisions regarding potential facility upgrades, program enhancements, and funding opportunities, ensuring that the library continues to serve as a vital and adaptable resource for the community.

4000 - Library - Paint Exterior of Building - FY 2026

Background : As the Recreation Center facility is being painted, i looked at the Library, and the brick shows signs of bleaching. We will want to look at painting that facility over the next few years to ensure its long term health and viability.

Analysis:

Recommendation: Recommend this project to be done in FY26

4000 - Library - Purchase of Privacy Pods

Background : As technology continues to reshape how people access healthcare, education, and work opportunities, the need for private, enclosed spaces within the Cottonwood Public Library has grown. With the rise of telemedicine, virtual job interviews, remote learning, and other digital services, many patrons require a quiet and confidential space to engage in these activities. Currently, the library lacks designated areas that provide privacy for such uses. Additionally, the outdated audiovisual (AV) section, which primarily consists of books on tape and CDs, no longer serves a high-demand function and could be repurposed for more relevant community needs.

Analysis: The addition of privacy pods in the library would address a critical gap by offering patrons secure, soundproof spaces to conduct virtual medical appointments, participate in online learning, attend remote meetings, or complete focused work. As more services shift online, providing an environment that supports digital accessibility is essential for community equity and inclusion. Repurposing the underutilized AV section for privacy pods would be an efficient use of space, ensuring the library remains adaptable to evolving patron needs while maximizing the impact of available resources.

Recommendation: It is recommended that funding be allocated for the installation of privacy pods in the Cottonwood Public Library. These pods will provide secure, functional spaces for telemedicine, virtual education, and other private activities, ensuring the library continues to serve as a modern and accessible community resource. Repurposing the outdated AV section for this purpose aligns with current technological trends and enhances the library's ability to meet the evolving needs of its patrons.

4000 - Library - Teen Zone Furniture Replacement

Background : The Teen Zone at the Cottonwood Public Library serves as a dedicated space for local teens to study, socialize, and engage with library resources in a supervised and educational environment. However, the current furniture in this area is an assortment of mismatched pieces accumulated over time, some of which are in disrepair. Several tables have missing wheels, and the couch cushions are noticeably worn, making the space less inviting and functional for teen patrons.

Analysis: Creating a welcoming and comfortable environment for teens is essential to fostering engagement with library programs and services. The current state of the Teen Zone furniture does not reflect a space designed for young people to feel ownership over, nor does it provide the durability and flexibility needed for a high-use area. Updating the furniture will improve aesthetics, enhance comfort, and create a cohesive design that supports both collaborative and individual activities. Investing in durable, modern furnishings will ensure the space remains functional and inviting for years to come.

Recommendation: It is recommended that funding be allocated to replace the outdated and worn furniture in the Teen Zone of the Cottonwood Public Library. Providing comfortable, modern, and functional furnishings will enhance the space's appeal, encourage positive teen engagement, and reinforce the library's role as a supportive environment for youth in the community.

4000 - Library HVAC Replacement

Background : The Public Library needs urgent HVAC system upgrades, specifically replacing three aged units. One of these units, located outside of Youth Services, has already failed and requires extensive repairs, costing thousands of dollars to restore functionality. This situation impacts the comfort and safety of library patrons and staff and poses a significant financial burden due to ongoing maintenance and repair expenses. Therefore, addressing these HVAC issues promptly is crucial to ensure a conducive and efficient environment within the library premises.

Analysis: Despite receiving regular maintenance, the HVAC units at the Public Library have reached an advanced age, leading to significant issues. Service professionals who have assessed the units, especially the one outside of Youth Services that is currently down, have recommended their replacement. The level of maintenance performed indicates that the units have been cared for. Yet, their deteriorating condition and costly repairs underscore the urgency of upgrading to newer, more efficient HVAC systems. This analysis highlights the necessity of investing in replacements to ensure reliable and cost-effective climate control within the library facility. We plan to replace these units over the next three years.

Recommendation: I recommend replacing one unit each year over the next three years.

4000 - Library Restroom Updates (Carryover)

Background : Over the last few years, a targeted effort has been made to revitalize the spaces at the Public Library. We want to continue that by updating the tile in the restroom as part of our ongoing remodel project. This would be phase two of the project, as we do the toilets and fans in each public restroom in the front lobby area.

We have a potential matching grant opportunity from the state library for rural communities like us to do projects like this. We could potentially roll over this funding in FY24, combine it in FY25, and go after the grant to fund $60,000 instead of our current structure. The grant is the State Grants-n- Aid for construction

Analysis: The library restrooms are old and outdated. Though they function, some inefficiencies could be corrected and the tile is aged and past its useful life regarding aesthetics and odor.

Recommendation: Recommend funding to redo the bathroom tiles as money is available. We will request in in FY25 but that project can be pushed as needed until funding is identified.

4100 - Cottonwood Community Clubhouse

Background : The current clubhouse projector lens has developed another blemish. The unit was previously sent in for warranty repair near the expiration of coverage; however, the system is now aging and may experience additional failures. While replacing only the lens is a lower-cost option, the projector itself is older and could lead to continued breakdowns.

The clubhouse is a high-use facility, and due to the nature of events hosted there, it requires a high-quality projector capable of specific throw distances and performance standards. Reliable audiovisual equipment is critical to maintaining rental quality and user satisfaction.

Analysis: While replacing only the projector lens would provide a short-term, lower-cost fix, the age of the overall unit increases the likelihood of continued component failures and recurring downtime. Given the high-use nature of the clubhouse and the technical requirements for proper projection distance and image quality, investing in full replacement may provide greater long-term reliability, reduced service interruptions, and better overall value than incremental repairs.

Recommendation: Consider full projector replacement rather than lens-only repair to ensure long-term reliability and reduce the likelihood of recurring service disruptions in a high-use event facility.

4100 - Disc Golf

Background : The City's disc golf course is a high-use recreational facility, averaging nearly 4,000 recorded plays per month through UDisc. This figure represents only a portion of total use, as UDisc data is estimated to capture approximately 25% of all rounds played, indicating substantially higher actual usage.

While the course's tee pads and baskets are currently in mostly good condition, they are located within a flood-prone corridor and remain vulnerable to storm events. In most cases, staff are able to recover and repair damaged infrastructure following flood events; however, there are situations where damage is severe enough that repair is not feasible and full replacement is required.

Establishing a planned replacement strategy for tee pads and baskets ensures the City can respond quickly to storm-related damage, maintain safe and consistent play conditions, and protect a heavily used community asset without relying solely on reactive or emergency funding.

Analysis:

Recommendation: Allocating funding in the requested budget year will help to establish a planned replacement reserve for disc golf tee pads and baskets. This proactive approach will allow the City to respond quickly to storm-related damage, avoid service disruptions at a high-use facility, and reduce the need for emergency or unplanned expenditures while preserving safe and consistent play conditions.

4100 - P & R - Moving the Dog Park

Background : For the construction of the Athletic Field to be completed as initially intended, we will need to relocate the Dog Park from its current position to another area of the park. This will allow the ammonite to be kept while providing as much open green space as possible.

Analysis: This project will be needed if we intend to utilize the space as outlined in the Master Plan. We would need to move during the initial construction phase, so we do not lose the space.

Recommendation:

4100 - P & R - Old Town Corner Park

Background : This project would need to coincide with the relocation of City Hall. With those buildings being vacated, I would like to construct a premier entertainment park in its location. This project would complement Old Town and enhance its feel as the entertainment hub of our city. This project would be phased into a design and construction phase to include an entertainment park and a solution to our parking issues in Old Town.

Analysis: The city has almost met its capacity for growth and has very little room to construct new parks or open spaces. This project would permit for smart growth while allowing additional quality-of-life features and much parking that need to be added. This project was discussed briefly over the years at Council Retreats and Work Sessions.

Recommendation:

4100 - P & R - Riverfront Park Athletic Field Construction

Background : In FY 2023, $250,000 was funded to design the space as per our Master Plan. We currently have an RFP out for design services and will have a better cost estimate when that is executed. For now, we built our request based on design services being roughly 10% of the project cost. The community selected this project as a top priority in our 2019/2020 Master Plan process.

Analysis: This project was originally developed to coincide with our design plans in FY 2023. We have requested through the design process to allow us to phase this project out to be fiscally manageable. We should receive completed design plans toward the end of the 3rd quarter.

Recommendation:

4100 - P & R - Riverfront Trail Loop Phase II Construction (Carryover)

Background : This project was identified as part of the Parks and Recreation Master Plan and as a Council Priority in the Strategic Plan. We have had this listed in our 5-year plan since 2021 and will continue to have it listed until it is completed.

This project will be divided into a design and a construction phase. Design money will be requested for FY 2024, with construction money for FY 2025. - Carry Over to FY 2025 for Design and FY 26 for Construction

Analysis: This item was included at the request of the City Council during their 2021/2022 Strategic Plan Retreat. In FY 2023, City Council funded the design and development of phase 2 of Riverfront Trail to allow the creation of a complete trail system that goes along the river's edge. Once that project is complete, we would like to design the Riverwalk to help raise awareness of the importance of the Verde River and of the wildlife and ecological systems in our community because of the river.

Recommendation:

4100 - P&R - Parks Master Plan and future implementation/facilities

Background :

4100 - P&R - Parks Master Plan and future implementation/facilties-

Garrison Park Playground Replacement Replace the aging playground structure

4100 - **P&R - Master Plan Implementation—Money to implement Council's direction on a Riverfront P&R Master Plan**

4100 - **Renovate Pickleball and Tennis Courts**

4100 - **P&R - Splash Pad Development**

Analysis: **4100 – Parks Master Plan & Future Implementation / Facilities**

Garrison Park Playground Replacement

Background/Analysis:

The playground at Garrison Park is an aging structure that is nearing the end of its useful life. Over the past several years, staff has completed significant repairs to maintain functionality, including work on key play features such as hanging bars and slide platforms. The existing equipment was provided by a manufacturer that no longer maintains replacement parts for this system, requiring staff to retrofit or source alternative components that are not original to the design.

As the system continues to age, this will become an increasing maintenance and safety concern. Industry standards discourage replacing components with parts from different systems, as they are not engineered to work together. Based on manufacturer guidance, the appropriate long-term solution is full replacement rather than continued piecemeal repairs. This project is also identified in the Parks and Recreation Master Plan as a needed future investment.

In the interim, staff is addressing immediate safety and accessibility concerns by removing sand surfacing and converting the play area to engineered wood fiber, which meets current ADA accessibility standards.

Recommendation:

Plan for full replacement of the Garrison Park playground within the next 3–5 years. Continue interim maintenance and safety improvements as needed, but prioritize this project in the Capital Improvement Plan to avoid increasing repair costs and potential safety risks.

Parks & Recreation Master Plan Implementation

Background/Analysis:

This item was included in the Capital Improvement Plan at the request of Council during prior discussions regarding the future of Riverfront Park. At this time, no formal direction has been provided on the scope, scale, or type of improvements desired, and as a result, this project serves primarily as a placeholder for potential future investment.

During the most recent discussion on this item, the project was placed on hold and there was consideration to reallocate the previously identified funding into a more flexible park improvement fund. This would allow projects to be identified and advanced over time based on need, opportunity, and Council direction rather than being tied to a single undefined project.

Recommendation:

Maintain this item as a placeholder until Council provides clear direction on Riverfront Park improvements. In the interim, consider reallocating funding to a general park improvement fund to allow for greater flexibility in addressing identified needs across the park system.

Renovate Pickleball and Tennis Courts

Background/Analysis:

Renovation of the pickleball and tennis courts is a priority project for the department. Since 2015, the courts have been resurfaced four times, each providing only a temporary solution. The underlying issue is structural: the courts consist of approximately four inches of asphalt laid directly over native soil with no moisture barrier or proper base. As a result, the surface shifts and cracks with normal environmental conditions, including moisture, temperature changes, and seasonal cycles.

The most recent resurfacing, completed last year, cost over $40,000, with approximately $15,000 contributed by the user community. Despite this investment, cracking began to reappear within months. The contractor has advised against further resurfacing, noting that it will not resolve the root issue and will continue to result in short-term fixes and recurring costs.

If deferred, conditions will continue to worsen, leading to larger cracks, uneven playing surfaces, and increased safety concerns for users. Cost estimates for full reconstruction have been developed using cooperative purchasing options and comparable projects recently completed in Arizona.

Recommendation:

Prioritize full reconstruction of the pickleball and tennis courts to address underlying structural issues. Avoid additional resurfacing efforts, as they do not provide a long-term solution. Advancing this project will reduce recurring maintenance costs, improve user safety, and provide a durable, long-term facility for the community.

Splash Pad Development

Background/Analysis:

Development of a splash pad has consistently been the top request from the community related to Parks and Recreation services. It was identified as the number one priority of the community in the Parks and Recreation Master Plan and is regularly mentioned as a key amenity the City of Cottonwood currently lacks.

Recommendation:

4100 - P&R - Trail Planning, Development & Construction

Background :

Design & Construction Civic Trial Swell— The best approach may be to see if we can talk to the apartment complex and get access through their site for the pedestrian bridge currently in place.

Design and Construction funds for Blowout Wash Though the trail is in place and staff can construct the majority of the trail as it is not technical in nature there are some steep slopes that should be designed and constructed professionally

Design of the Mail Trail connecting Mingus Ave to Old Town

General Trail Fund General Money for Trail funding as projects are outlined and available from planning

Analysis: **Trail Planning, Development & Construction**

Civic Trail Swell – Design & Construction
Background/Analysis:
The Civic Trail currently terminates at the Swell area with no formal crossing or continuation, limiting its overall connectivity within the trail system. While this connection is identified in the General Plan as a desired future link, current usage of the trail is relatively low and there is no immediate demand driving the project forward.

At this time, the concept of utilizing the existing pedestrian bridge through the adjacent apartment complex represents a potential long-term opportunity; however, it would require coordination, access agreements, and additional evaluation. As it stands, this project is more conceptual in nature and not a current operational priority.

Recommendation:
Maintain this project within the Capital Improvement Plan as a long-term, opportunity-based project. No immediate action is recommended at this time. If future development, partnerships, or increased usage create a viable path forward, staff can revisit feasibility and potential next steps.

Blowout Wash Trail – Design & Construction
Background/Analysis:
The Blowout Wash Trail has been a long-standing project dating back to the early 2010s and is identified in the Trails Master Plan, General Plan, and Parks and Recreation Master Plan as a key connection within the community. The project will ultimately link the Blowout Wash corridor and Mingus Mountain to Old Town Cottonwood, significantly improving alternative transportation options and regional trail connectivity.

Staff is currently in the final stages of securing the necessary easements and agreements to construct the northern segment of the trail from SR 89A to Balboa Street. Design, legal descriptions, and surveying work are already funded and underway. While much of the trail can be constructed by staff, certain sections present topographical challenges that require professional design and construction to ensure sustainability and user safety.

Once the northern connection is complete, focus will shift to the southern segment connecting Airport Road to SR 89A, where two remaining minor agreements are still being finalized. The trail is being developed to accommodate a variety of users, including mountain bikers, and will serve as a key link in a larger regional system that can ultimately connect users from Mingus Mountain through Cottonwood and toward Sedona and beyond.

Recommendation:
Continue advancing the project as planned by completing remaining easements and moving forward with construction of the northern segment. Utilize a hybrid approach of staff construction and professional services for more technical areas. Upon completion, transition efforts to the southern segment to finalize the full corridor connection.

Mingus Avenue to Old Town Trail (Mail Trail) – Design
Background/Analysis:
The Mail Trail is a conceptual trail connection identified in the General Plan as a potential opportunity to improve connectivity between Mingus Avenue and Old Town. At this time, the project is not active and is included in the budget primarily for long-term tracking and planning purposes.

Advancement of this trail is dependent on future development of the lower lot in Old Town. The City will need to secure right-of-way or access through that property to establish the connection, which cannot be determined until a formal development proposal is submitted and approved. As a result, alignment, feasibility, and timing of the project remain unknown.

Recommendation:
Maintain this project within the Capital Improvement Plan as a conceptual, long-term opportunity. No immediate action is recommended. Reevaluate feasibility and potential next steps once development plans for the lower lot are submitted and right-of-way opportunities can be assessed.

General Trail Fund
Background/Analysis:
The General Trail Fund provides flexible funding to support trail-related projects as needs and opportunities arise. This can include small-scale improvements such as signage, maintenance, and repairs, as well as serving as matching funds for grant opportunities tied to trail development.

Because trail projects are often dependent on timing, partnerships, and available resources, having a dedicated fund allows the City to respond quickly and strategically rather than waiting for a full budget cycle. This approach supports ongoing maintenance of the existing system while also positioning the City to take advantage of funding or partnership opportunities when they align with identified needs and staff capacity.
Recommendation:
Continue to maintain funding within the General Trail Fund to provide flexibility in addressing maintenance needs, small-scale improvements, and potential grant opportunities. Utilize funds strategically based on priority, opportunity, and available staff resources.

Recommendation:

4100 - Rebuild of Cottonwood Tennis/Pickleball Center

Background : The Cottonwood Tennis and Pickleball Center is an aging facility that has undergone multiple resurfacing efforts since 2015. While these efforts have temporarily improved play conditions, the underlying structural deficiencies remain unresolved. The courts consist of approximately four inches of asphalt laid directly over earth, which has resulted in ongoing cracking, surface shifting, and premature deterioration.

When the Recreation Center was constructed, the original fifth court and its retaining wall were removed, further impacting the structural integrity and long-term stability of the remaining facility. In addition to surface failures, the lighting system is outdated, fencing requires continued repairs, and the safety ball netting is in poor condition. Staff have worked with local partners, including Yavapai Fence, to address issues as they arise; however, these efforts are reactive and temporary.

The community recently completed a fundraising effort to resurface the courts in 2025, demonstrating strong public support for the facility. However, given the recurring structural issues, continued resurfacing is no longer a sustainable solution. The facility now warrants consideration for full reconstruction to address base failures, lighting, fencing, and safety elements comprehensively.

Analysis: The Tennis and Pickleball Center has undergone multiple resurfacing efforts since 2015 at a cost of around $40,000 each time; however, these treatments have not addressed the underlying structural deficiencies of the courts. The existing surface consists of approximately four inches of asphalt placed directly over earth, which continues to shift and crack over time. As a result, surface failures recur regardless of resurfacing frequency.

The court refurbishment company has advised staff that additional resurfacing is not recommended, as it does not resolve the base failures and represents a poor return on investment. Continued resurfacing would constitute short-term spending with no meaningful extension of court life.

Given the age of the facility, removal of the original fifth court and retaining wall during Recreation Center construction, and the deterioration of lighting, fencing, and safety netting, a full reconstruction is the only viable long-term solution.

Proceeding with a complete rebuild would correct structural issues, protect prior community investment, and eliminate the cycle of repeated, ineffective resurfacing expenditures.

Recommendation: Move forward with planning and design for a complete reconstruction of the Tennis and Pickleball Center to correct underlying structural deficiencies, modernize lighting and fencing, and ensure long-term durability. A full rebuild will provide a sustainable, long-term solution and protect continued community investment in the facility.

4100 - Riverfront Park Improvements

Background : Volleyball Net System Upgrade – Riverfront Park
Priority: 7 / 10

Background:
The existing volleyball net system at Riverfront Park is currently not functioning as designed. While the court continues to see regular use, players are forced to tie nets off to nearby posts in improvised and inadequate ways in order to continue playing. This creates inconsistent play conditions and introduces avoidable safety and liability concerns.

Recommendation:
Allocate funding to upgrade the volleyball net system to a more durable, adjustable configuration that improves play quality, reduces ongoing maintenance needs, and supports continued high use at Riverfront Park.

Swing Set System Upgrade and Relocation
Priority: 9 / 10

Background:
The current swing set system has reached a point where replacement and relocation are necessary to better align with safety standards, user demand, and overall site layout. Its existing location and configuration limit accessibility and create operational challenges during peak use periods, as it separates families who have children who both want to play on the playground structures and swing at the same time. The distance between the two is significant and not functional for families. Additionally, the swing set no longer conforms to today's standards.

Recommendation:
Fund the replacement and relocation of the swing set system to improve safety, accessibility, and user experience while better integrating the feature within the overall park layout.

3–5 Year Old Play Structure Replacement Priority: 6 / 10

Background:
The existing play structure serving children ages 3–5 continues to function but is nearing the end of its expected service life. Age, wear, and evolving safety and play standards indicate the need for planned replacement to ensure the area remains safe, engaging, and developmentally appropriate.

Recommendation:
Include funding for replacement of the 3–5 year old play structure to proactively address aging equipment, maintain safety standards, and provide an updated play experience for young users.

Ramada Industrial Fans
Priority: 4 / 10

Background:
Installation of industrial fans at the Ramada would support the creation of informal outdoor cooling areas during extreme heat events. These fans would not address an existing deficiency, but rather represent an enhancement that expands the park's ability to pro-

Analysis:

Recommendation:

4100 - Skate Park Upgrades

Background : Conceptual Skate Park Enhancement Planning Priority: 3 / 10

Background:
This project would involve conceptual planning and preliminary design for a potential future skate park investment with an estimated cost exceeding $1,000,000. This effort would only move forward at the direction of the City Council and is not currently a staff-driven priority.

Recommendation:
Include conceptual enhancement planning as a low-priority, Council-directed option, should there be interest in exploring a long-term investment in a new or significantly upgraded skate park. No further action is recommended without clear policy direction.

Skate Park LED Lighting Conversion Priority: 7 / 10

Background:
The skate park currently relies on outdated metal halide lighting that is inefficient and provides limited light coverage. Staff have attempted partial upgrades by changing ballasts and installing LED fixtures; however, the resulting light levels have proven insufficient. A professionally designed conversion is needed to ensure proper illumination, safety, and energy efficiency. Integrating the lighting system with the City's existing lighting service provider would allow for remote control and improved operational oversight.

Recommendation:
Allocate funding to complete a professional LED lighting conversion at the skate park through the City's existing lighting service provider. This upgrade would improve visibility and safety, reduce energy and maintenance costs, and allow for centralized remote lighting control.

Spectator Seating at the Skate Park Priority: 5 / 10

Background:
The skate park currently lacks designated spectator seating. As a result, families and skaters often sit on ledges, curbs, or remain in their vehicles. The absence of seating limits comfort and discourages prolonged observation of park activity.

Recommendation:
Provide funding to add spectator seating at the skate park to improve user comfort, enhance service delivery, and encourage increased parental presence and oversight during skate park use.

Design and Development of Unfinished Skate Park Area Priority: 10 / 10

Background:
An unfinished section of the skate park currently consists of exposed dirt and gravel, which is regularly tracked onto skating surfaces and creates ongoing safety and maintenance issues. This area represents a missed opportunity within an otherwise heavily used facility.

Analysis:

Recommendation:

4100 - Softball Fields CIP

Background : Scoreboards – All Softball Fields Priority: 5 / 10

Background:
The softball fields currently operate without permanent scoreboards. While not required for basic play, scoreboards enhance the player and spectator experience and are increasingly expected for tournament-level play. Installation could improve the City's ability to attract larger or more competitive tournaments, creating potential economic benefits.

Recommendation:
Consider funding the installation of scoreboards on each softball field to enhance user experience and support future tournament recruitment as an economic development opportunity.

Snack Bar Renovation Priority: 6 / 10

Background:
The snack bar facility is in poor aesthetic condition and experiences significant functional challenges due to its location. During flood events, sewer backups have occurred, creating health and safety concerns. The ceiling has deteriorated from repeated leaks, and fixtures, counters, and sinks are dated and in poor condition.

Currently, the facility is used infrequently, making it a lower operational priority; however, its condition limits the City's ability to activate the space or expand programming and events.

Recommendation:
Include funding for snack bar renovations as a moderate-priority project, recognizing that investment would be necessary if the City intends to reactivate the facility for regular use or event-based programming.

Infield Laser Leveling Priority: 7 / 10

Background:
Despite routine field preparation by staff, infield surfaces naturally lose material due to rain, wind, and regular play. Over time, this leads to uneven surfaces and the formation of mounds that can create safety concerns for players. Laser leveling would restore the infields to a professional-grade playing surface and provide a stable foundation for ongoing maintenance.

Recommendation:
Allocate funding for laser leveling of softball infields to improve player safety, enhance field quality, and establish consistent, maintainable playing surfaces.

Softball Field Lighting Improvements Priority: 8 / 10

Background:
Existing field lighting is outdated and does not provide consistent, efficient illumination. Improved lighting is critical for evening play and safety. Upgrading to an LED system will allow for lower energy use as well as better lighting conditions and controls for program-

Analysis:

Recommendation:

4100 - Youth Fields CIP

Background : Youth Field Lighting Improvements Priority: 8 / 10

Background:
Existing field lighting is outdated and does not provide consistent, efficient illumination. Improved lighting is critical for evening play and safety. Upgrading to an LED system will allow for lower energy use as well as better lighting conditions and controls for programming with the new technology.

Recommendation:
Fund lighting improvements at the youth fields to enhance visibility and safety, reduce energy and maintenance costs.

Youth Field Infield Laser Leveling Priority: 7 / 10

Background:
Despite regular field preparation, infield surfaces lose material over time due to rain, wind, and consistent use. This results in uneven surfaces and the formation of mounds that can create safety concerns for young athletes. Laser leveling would restore fields to a consistent, professional-grade condition that can be maintained more effectively over time.

Recommendation:
Allocate funding for laser leveling of youth field infields to improve safety, consistency, and long-term maintenance efficiency.

Yellow Safety Fence Caps – Youth Fields Priority: 8 / 10

Background:
Current fence caps are brittle and frequently break or detach during high winds, creating exposed edges and potential safety hazards. While a relatively low-cost improvement, fence caps play an important role in protecting users and maintaining a clean, professional appearance.

Recommendation:
Provide funding to replace safety fence caps on all youth fields to improve player safety, reduce maintenance issues, and enhance facility appearance.

Parking Plan Design and Construction (Dog Park / Community Garden Area) Priority: 9 / 10

Background:
Parking demand at the youth fields regularly exceeds capacity during Little League and other youth sports activities. Overflow parking currently occurs on undeveloped dirt areas near the dog park and community garden, which become muddy and difficult to navigate during rain events. This creates access challenges, site damage, and user frustration. Additionally, daily users of the dog park and community garden have cited this as an area of consistent frustration for them.

Recommendation:
Allocate funding to design and construct a formal parking solution on the undeveloped area near the dog park and community garden to improve access, reduce congestion, and eliminate recur-

Analysis:

Recommendation:

4100- Kids Park Improvements

Background : Ramada Gutter Installation (Playground Adjacent) Priority: 8 / 10

Background:
Stormwater runoff from the ramada adjacent to the playground regularly displaces wood fiber surfacing and exposes concrete edges within the play area. This creates ongoing maintenance challenges and potential safety concerns.

Recommendation:
Install gutters on the playground-adjacent ramada to control runoff, protect playground surfacing, and reduce repeated maintenance and material loss.

Field Lighting Improvements Priority: 10 / 10

Background:
Limited lighting significantly restricts programming and field availability at Cottonwood Kids Park. Expanding lighting is critical to extending usable hours, alleviating field capacity constraints, and supporting existing and future programming needs.

Recommendation:
Fund field lighting improvements as a top priority to expand programming capacity, increase operational flexibility, and maximize use of the park.

Park Signage and Wayfinding Updates Priority: 10 / 10

Background:
Existing park signage is outdated and lacks clear wayfinding, creating confusion for visitors and limiting the overall functionality of the park. This is a low-cost improvement with high impact on user experience and park operations.

Recommendation:
Allocate funding to update park signage and wayfinding to improve navigation, enhance visitor experience, and support more effective park operations.

Additional Playground Shade Structures Priority: 7 / 10

Background:
Despite heat-resistant surfacing, extreme summer temperatures significantly limit playground use due to direct sun exposure. Shade has been a consistent request from parents and caregivers seeking safer and more comfortable play conditions for children.

Recommendation:
Provide funding to add supplemental playground shade structures to improve comfort, increase usability during hot months, and respond directly to community feedback.

Replace Park Furnishings Priority: 7 / 10

Background:
Existing park furnishings remain in generally good condition; however, they lack inclusivity and do not reflect current best practices for accessible and intentional park design. This project represents a refresh rather than a corrective need.

Analysis:

Recommendation:

4100- Old Town Activity Park Improvements

Background : Basketball Court LED Lighting Conversion Priority: 6 / 10

Background:
The basketball courts at Old Town Activity Park are used regularly, but operate with a limited number of light fixtures compared to other City facilities. While current operating costs are manageable, the lighting system is outdated and not integrated with the City's centralized lighting controls.

Recommendation:
Allocate funding to convert basketball court lighting to LED fixtures to improve efficiency and allow staff to remotely control lighting consistent with other lighted facilities, improving operational oversight and consistency.

Portable Event Stage Replacement Priority: 9 / 10

Background:
The existing portable stage is in poor condition, with leg components that can no longer be tightened properly. This requires staff to use temporary and creative solutions to ensure stability, creating safety and liability concerns. In addition, the current stage is bulky, difficult to transport, and labor-intensive to set up and store.

Recommendation:
Fund the replacement of the portable event stage with a modern, modular system that improves safety, reduces setup and storage challenges, and better supports community events and programming at Old Town Activity Park and other locations.

Old Town Activity Park Design & Master Planning Priority: 10 / 10 (Conditional)

Background:
Based on the outcomes of the Old Town Master Planning Study, staff anticipates the need to plan for the future use of Old Town Activity Park once City buildings are vacated. Formal design work would establish a clear vision, phasing strategy, and cost framework for future improvements. This project is contingent on policy direction and advancement of the broader plan.

Recommendation:
Include funding for design and master planning of Old Town Activity Park as a high-priority, Council-directed item should the broader Old Town plan move forward.

Phased Implementation of Old Town Activity Park Build-Out Priority: 10 / 10 (Conditional)

Background:
Implementation of improvements identified through the design and master planning process would allow the City to incrementally transform Old Town Activity Park in alignment with long-term goals. This project is fully dependent on the adoption of a design plan and available funding.

Recommendation:
Identify phased implementation of Old Town

Analysis:

Recommendation:

4100- Park Wide Arborist for Tree Maintenance

Background : Trees across the City's parks and facilities provide significant shade, environmental benefit, and aesthetic value; however, they also require routine professional maintenance to remain safe and healthy. While staff addresses basic trimming and cleanup, specialized arborist services are needed to evaluate tree health, address structural risks, remove hazardous limbs, and respond proactively to storm damage. Without regular arborist involvement, tree issues often become reactive, increasing the risk of property damage, facility closures, and public safety concerns.

Analysis:

Recommendation: Allocate funding for ongoing, park and facility -wide arborist services to proactively manage tree health, reduce safety risks, and protect City assets. A planned arborist program will help prevent emergency removals, minimize storm-related damage, and support long-term sustainability of the City's tree canopy.

4110 - Bring Janitorial Service in House

Background : The City currently utilizes contracted janitorial services for routine cleaning of its facilities. Over the life of the current and prior contracts, staff have documented recurring service deficiencies, particularly in high-use and high-visibility areas such as restrooms, locker rooms, and public spaces. While concerns have been communicated and addressed through meetings with contractors, performance consistency has remained a challenge.

City facilities—particularly the Recreation Center and other high-traffic public spaces—require responsive, day-to-day oversight to maintain cleanliness standards aligned with community expectations. Under a contracted model, real-time adjustments, direct supervision, and immediate accountability can be limited.

Transitioning custodial services in-house would provide greater control over cleaning standards, allow for direct supervision and training of staff, improve responsiveness to issues during operating hours, and align maintenance practices more closely with operational priorities. An in-house model also allows for clearer performance expectations, stronger accountability, and better integration with overall facility management.

Analysis: The City currently spends approximately $220,000 annually on contracted custodial services for the Recreation Center and Library combined. Despite this investment, performance concerns have persisted, particularly in high-use areas where cleanliness expectations are highest.

Preliminary internal cost estimates indicate that the City could perform these services in-house for approximately $155,656 annually in staffing costs, based on the following structure:

- Full-Time Custodian 1 (Mon–Fri, 6am–3pm): $60,320
- Full-Time Custodian 2 (Tues–Sat, 1pm–10pm): $60,320
- Part-Time Custodian (29 hrs./week): $35,016
- Total Estimated Staffing Cost: $155,656
- Total Annual Coverage: 5,668 hours

Even accounting for an estimated one-time startup cost of approximately $60,000 for equipment, supplies, and initial setup, the in-house model becomes financially competitive within the first year and more cost-effective in subsequent years.

Beyond cost comparison, an in-house model would allow the City to directly supervise staff, adjust cleaning priorities in real time, provide immediate accountability, and align service standards with operational expectations. When comparing long-term cost, service quality, responsiveness, and accountability, transitioning custodial services in-house appears both operationally viable and fiscally responsible.

Recommendation: Move forward with transitioning custodial services for the Recreation Center and Library to an in-house service model. Authorize the creation of two full-time and one part-time custodial positions and allocate initial startup funding for equipment and supplies.

This approach is projected to be cost-competitive with the current $220,000 annual contract, while providing improved oversight, responsiveness, and service consistency. Following initial implementation, staff will monitor performance, costs, and service quality to ensure the transition meets operational and fiscal expectations.

4110 - Equipment Replacements

Background : Spa Heater Replacement Priority: 8 / 10

Background:
The spa heater continues to operate through ongoing part replacements; however, it is nearing the end of its service life. Continued reliance on repairs increases the likelihood of extended downtime and service disruptions.

Recommendation:
Allocate funding to replace the spa heater to reduce the risk of prolonged outages and maintain reliable spa operations.

Gymnasium Hoop Motor and Control System Replacement Priority: 9 / 10

Background:
The gymnasium hoop motor and control system is outdated, and replacement components for the control system are no longer available. The system operates at a minimal functional level, and failures directly impact programming by limiting the ability to raise or lower hoops as needed. We limped the system through the heavy use basketball season, but it will not make another year. This system has been in place since the buildings initial opening.

Recommendation:
Fund replacement of the gymnasium hoop motor and control system to restore full functionality and protect core programming capacity.

Chlorination System Conversion Priority: 9 / 10

Background:
The current chlorination system relies on proprietary briquettes that continue to increase in cost, frequently approaching procurement thresholds that require additional administrative processing. Conversion to a non-proprietary system would require an upfront investment but would reduce chlorine costs by approximately $2,000 per purchase, resulting in an estimated payback period of one to two years.

Recommendation:
Allocate funding to convert the chlorination system to reduce recurring chemical costs, improve procurement efficiency, and achieve near-term operational savings.

Pool Valve Replacement Priority: 7 / 10

Background:
Pool valves are aging and at risk of failure. A valve failure could result in significant pool downtime; however, replacements can be phased over time if necessary, with the tradeoff being periodic closures.

Recommendation:
Provide funding for planned pool valve replacements to reduce the risk of unplanned closures and support reliable pool operations.

Pool Heater Replacement Priority: 10 / 10

Background:
All three pool heaters are original to the facility and have been in service since

Analysis:

Recommendation:

4110 - Facility Improvements

Background : Roof Assessment for Replacement PlanningPriority: 7 / 10

Background:
The Recreation Center roof is a large, complex system with multiple surface types and varying ages. A professional assessment is needed to determine overall condition, remaining lifespan, and priority areas for repair or replacement. Based on findings, staff may request additional CIP funding in future years.

Recommendation:
Fund a comprehensive roof assessment to establish a clear baseline condition and guide future repair or replacement planning.

Interior PaintingPriority: 5 / 10

Background:
Staff continue to perform spot painting as needed, which maintains basic appearance; however, much of the interior would benefit from a full refresh to modernize the space and improve overall presentation.

Recommendation:
Include interior painting as a moderate-priority improvement to refresh the facility and enhance user experience.

Wood Floor Replacement (Future Planning)Priority: 5 / 10

Background:
The wood floors are in generally acceptable condition and can be refinished one to two more times. After that point, full replacement will need to be considered due to heavy use and long-term wear.

Recommendation:
Maintain wood floors through refinishing in the near term while planning for future full replacement as part of long-term capital planning.

Locker Room Facility OverhaulPriority: 9 / 10

Background:
Locker rooms experience extremely high use and were constructed in a way that makes plumbing fixture replacement difficult. Additionally, evolving restroom and locker room expectations and regulations increase the risk of future conflicts related to gender-specific spaces. Consideration should be given to updated layouts, including individual-use restrooms or changing areas, to improve flexibility, inclusivity, and long-term functionality.

Recommendation:
Prioritize a comprehensive locker room overhaul to address aging infrastructure, improve flexibility and inclusivity, and reduce long-term operational and compliance risks.

Fitness Floor Flooring ReplacementPriority: 6 / 10

Background:
The fitness floor surface remains serviceable but is experiencing bubbling in multiple areas. Staff address issues as they arise;

Analysis:

Recommendation:

4110 - Recreation Center HVAC CIP

Background : The Recreation Center's HVAC systems are essential to daily operations and must remain functional for the facility to operate. Staff work diligently to maintain these units as effectively as possible; however, compressors and other major components continue to fail as systems age, resulting in costly repairs. While full unit replacement would be ideal, the capital cost to replace each unit is substantial and not always feasible within a single budget cycle. As a result, staff focus on repairing and replacing critical components to extend system life and maintain operations.

In addition, several major HVAC units—particularly those serving the indoor pool and gymnasium—represent significant future liabilities, with full replacement costs expected to exceed $150,000 per unit. Without advance planning, failures would require emergency repairs or unplanned use of reserve funds.

Analysis:

Recommendation: Establish ongoing funding for HVAC repairs and major component replacements to ensure continued facility operation. In addition, create a recurring replacement reserve specifically for large HVAC units to allow funds to accumulate over time, reducing reliance on emergency funding and enabling planned, cost-effective replacements when full unit failures occur.

50-7000 - Reserves - Resource Development Fund, Water Advisory, Adjudication and Conservation

Background :

Analysis:

Recommendation:

7000 - Resource Development Funds - Wastewater Complete Phase 1-Start Phase 2

Background : Due to the pending adjudication, the city's water supply may be capped or even potentially reduced making it difficult if not impossible to meet the projected demands through buildout of the city. Treating effluent to drinking water standards is a source of water owned exclusively by the city and cannot be impacted by the adjudication. This CIP is to continue the feasibility assessment for converting the Mingus WWTP to treat effluent to drinking water standards and incorporating it back into the distribution system. The three Project Management Plans: Initial Process Design, Bench Scale Testing for Carbon Train and Bench Scale Testing for Membrane Train need to be complete prior to the feasibility design work.

Analysis: This is a primary goal of the Strategic Plan.

Recommendation: Phase 1 Projects consisted of the DPR Process design which the city funded, Bench Scale Testing-Carbon Train which was also funded by the city and bench Scale Testing - Membrane Train which was funded by the BOR which will be completed in October 2027. Deliverables will be a Design Technical memo which includes the design parameters for two treatment trains, process flow diagrams and hydraulic profiles.

se 2: Projects include the DPR Feasibility design which has potential for funding by Title XVI planning funding, however the estimate from the BOR for City cost could be $1756000 in 2024 dollars.

Phase 3 Projects include Field Sampling Campaign and Water Quality Coupon Testing estimated at $280,000(2024) and Hydraulic Evaluation estimated at $229,000 (2024)

7000 - Resource Development Funds - Wastewater Construction- PFAS Mitigation at Mingus

Background : In fiscal year 2025 the city partnered with DeNora to conduct a pilot study for removal of PFAS in effluent form the Mingus Wastewater Treatment Plant. PFAS is currently regulated in drinking water only however since most of our downstream wells from the injection well do not contain PFAS currently, staff did not want to possibly contaminate the drinking water wells with PFAS as it would be more costly to remediate at numerous wellsite's instead of one location prior to injection. FY 2026 would be the assessment of the study, as well as design and construction

Analysis: PFAS is not currently regulated for wastewater treatment however the city wishes to mitigate it before it reaches the groundwater basins.

Recommendation: Complete the pilot study and assess recommendations, design and construct a PFAS removal system at the Mingus WWTP Injection Well

7010 - Maintenance - Utility Building Roof Repair

Background : The utilities billing area roof was originally inspected by a roofing contractor in 2024, at which time full replacement was recommended. Since that inspection, the roof has continued to deteriorate, resulting in multiple service calls and repeated patching attempts. These temporary repairs have not resolved the underlying issues and have only delayed an inevitable replacement.
Continued deferral of replacement increases both risk and cost. Ongoing water intrusion raises the likelihood of damage to the underlying plywood and structural base, which would significantly escalate repair expenses if deterioration spreads unseen.

Analysis:

Recommendation: Replacing the roof now will prevent further damage, reduce long term costs, and protect the integrity of the building, making it the most responsible and cost-effective course of action.

7020 - Water Construction - 3/4 Ton Utility Bed Trucks and Pickup Trucks

Background : FY 25 - Two 3/4 ton 4 X4 pickup trucks are in need of replacement due to high mileage and increasing maintenance costs.
FY 26 Two 1/2-ton 4x4 extended cab pickup trucks and One 3/4-ton 4 x4 extended cab pickup truck

Analysis: Maintenance costs of two utility bed trucks with high mileage are increasing and the reliability is beginning to be in question.

Recommendation: Lease trucks

7020 - Water Construction - Arc Flash Gear

Background : Arc Flash gear is required for the safety of our electricians. The Arc Flash Gear must be replaced annually.

Analysis: Arc Flash gear is essential for maintaining the safety of our two electricians.

Recommendation: Purchase needed gear

7020 - Water Construction - Arsenic Systems for Well sites

Background : • ADEQ and the EPA requires all water produced and distributed to be in compliance with the Safe Drinking Water Act. Many of the city's arsenic removal systems are ending their lifetime and are in need of replacement. For FY 24, Utilities is proposing to replace the arsenic removal systems at Well 1-1, 1-2 4-1 and 4-2. FY 25 we are proposing Wells 2-1, 2-2 and 7-1.
• Update this is required to go out to bid for Well 1 -1, 1-2, 4-1 and 4-2
• FY 26 Well 2-1, 2-2 and 7-1
• FY 27 Upper 5

Analysis: ADEQ and the EPA requires all water produced and distributed to be in compliance with the Safe Drinking Water Act.

Recommendation: Design, purchase and install arsenic treatment systems.

7020 - Water Construction - Fire Hydrant Improvements

Background : Ongoing annual program each year for fire hydrant replacement/upsizing/ installation in coordination with Cottonwood Fire & Medical department. Approximately 10 hydrants per year.
FY26 costs have increased in FY 25 11 hydrants cost over $40,000

Analysis: Improve fire flows, increase life & safety effects. Reduce insurance rates city-wide.

Recommendation: Improves and maintains fire flows and reduces residential insurance costs due to increased ISO rating.

7020 - Water Construction - Kid's Park Well Development

Background : Completion of the Kids Park well, storage tank and arsenic treatment system will greatly enhance the redundancy of the distribution system inside the City of Cottonwood.

Analysis: The well was an exploratory effort to find a solution for disposing of reclaimed water produced at the Riverfront Reclamation plant. The inability of the plant to produce A+ quality reclaimed water and the inability to obtain credits from recharging via the well eliminated the well as a potential disposal site for the reclaimed water produced at Riverfront. Not wanting to let the well sit idle, it was decided to turn the well into a production well site, which will greatly enhance the availability of water within the City of Cottonwood.

Recommendation: Engineer and design well site.

7020 - Water Construction - LCR Program Management

Background : The EPA updated the National Primary Drinking Water Regulations for Lead and Copper with new requirements. Lead and Copper Rule Revisions (LCRR) go into effect in October 2024. Lead and Copper Rule Improvement's (LCRI) went into effect in December 2024.

Analysis: The new LCRR rules require water departments to identify all services lines and create an inventory. They also require testing in schools and childcare facilities as well as continuing the required normal lead and copper sampling.

Recommendation: This would be a huge undertaking by the Water department to complete on its own. We have reached out to several companies that can provide services that would help us create an inventory along with a sampling program based on the new rules.
Purchase software and receive LCRR and LCRI assistance

7020 - Water Construction - Line Replacements

Background : Ongoing annual line replacement program.

Analysis: Reduces water loss, reduces labor costs, improves water quality and customer satisfaction.

Recommendation: Line replacements reduce water loss, lowers labor costs by reducing leak repairs and overtime.

7020 - Water Construction - Meter Replacement Program

Background : The program to replace all manual and touch read water meters with remote read meters was initiated in FY22. By the end of FY23, more than 5000 meters are expected to be replaced. In FY24, approximately 2,146 meters are projected to be replaced. In FY 25, the remainder of the manual and touch read meters throughout the water distribution system are scheduled to be replaced, which is approximately 3,008 meters. This could roll over into FY 26 if we continue to have difficulty obtaining meters.
Update: FY26 we are adding a contingency for cellular meter replacement once the full project is complete we will then determine which sites require the cellular option.

Analysis: Remote read meters will provide the city with greater accuracy of water use in real time. It also enhances the city's ability to provide better customer service related to identifying potential customer water leaks and actual usage in real time. Replacing manual and touch read meters with remote read meters also reduces the man-hours required to collect and download water usage data.

Recommendation: Purchase and install remote read meters.

7020 - Water Construction - Water SCADA Equipment/Design/Construction/Engineering

Background : Current SCADA does not allow operations to effectively monitor all well sites and arsenic systems. A fully integrated SCADA system is desperately needed to effectively and efficiently monitor, track and control the water production and distribution system.
FY26 Select system based on assessment. SCADA Computer upgrade, SCADA Software and telemetry upgrades, 3 wellsite SCADA Improvements including Repeater RTU and associated equipment
FY 27 Continue Wellsite SCADA Improvements

Analysis: Utility operation personnel are required to visit every well site daily to ensure it is properly operating because the current SCADA system is archaic and not currently connected to every well site and arsenic system.

Recommendation: Started SCADA assessment, based on the results we will then design and construct.

7020 - Water Construction - Well Booster Stations

Background : Enhances the quality of service provided by regulating and maintaining the pressure within the water distribution system.

Analysis: Improves pressure regulating and maintaining capability throughout the water distribution system. Also reduces energy and maintenance costs.

Recommendation: FY 25 Boosterpaq for Mesquite Hills and Lower 5, FY 24 New booster packs for Well 8, and Lower 5 (second pump).
FY 26 BoosterPaq for Yuma, Wellsite 4-1 and 4-2

7020 - Water Construction - Well Improvements

Background : Well pumps require annual maintenance and eventually breakdown and have to be replaced. Utilities budgets for the replacement of four to five well pumps, which may include pulling the well pumps, motors, piping, cleaning, video, replacing wire and controls. This GL code also includes the water reservoir repairs or replacements. In FY 24 the amount included $200,000 to rehab Wellsite 3-1 reservoir.

- FY 25 water reservoir repairs include Wellsite 2-1 right tank and left tank, and Well site 3-1. New Back motor for VSF
- FY 26 water reservoirs repair include well 4-2 right, well 7-1 and well 8-9 East continue with 4 -5 major replacements. $ 100000 a piece - Valves for VSF pumps

Analysis: The Utility Dept operates 23 wells with an average pump life of 5-6 years per site, depending on usage. Maintenance and replacement is required to continue water production.

Recommendation: Repair and replace as needed.

7020 - Water Construction- Eye Wash Stations

Background : There are 16 well sites are in need of eye wash stations. The well sites utilize sodium hypochlorite for disinfection purposes, we are required by OSHA standards to have an eye wash station onsite. We have previously used the eye wash bottles but they are becoming increasingly difficult to maintain/ change out with as many well sites as we have.

Analysis: To maintain a safe environment, we need to purchase the eye wash stations to be installed at the sites.

Recommendation: Purchase and install

7020 - Water Construction- Hwy 260 System Upgrades

Background : Completion and implementation of the Highway 260 well project will enhance the redundancy and reliability of the water supply to the Verde Villages.

Analysis: Additional water supply to the Verde Villages has been needed. The completion of the Highway 260 well, storage tank and arsenic treatment system will greatly enhance the available supply of water to the Verde Villages.

Recommendation: Proceed with construction
Update will proceed when Arsenic Treatment Unit is evaluated

7020 - Water Construction New Generators

Background : In an effort to enhance the reliability of the water production system, utilities initiated an effort to ensure backup generation would be available at all well sites. For FY 24 generators will be purchased for well sites 4-1, and 1-2.
IN FY 25 generators will be purchased for Well 8-2 and Well 3-2
FY 26 new generators for Wells 7-1 and 6-2
FY27 new generator for 1-1 and 5-1

Analysis: The loss of power at well sites has been an ongoing issue of concern. In order to reduce and/or eliminate the potential loss of power to well sites, utilities initiated an effort in 2022 to purchase generators for well sites without backup power generation capability.

Recommendation: Purchase and install.

7020 - Water Construction- New Well (Verde Santa Fe)

Background : A new well for Verde Santa Fe is required to enhance the redundancy of the water supply and eliminate the potential for water outages due to the demand exceeding supplies at Verde Santa Fe.
FY 25 construction is complete, new source testing scheduled to be complete FY 26 APS and electrical still needed, long lead time for generator and ATS, site still needs design and construction of lines still needed

Analysis: There is one well that currently provides water service to Verde Santa Fe, which could potentially result in water outages. Drilling a new well will enhance reliability of water service to Verde Santa Fe.

Recommendation: Construct new well.

7020 - Water Construction- PRV's

Background : A majority of the pressure reducing valves in our water systems do not have the ability to be bypassed in case of routine or emergency maintenance.

Analysis: Staff is proposing a program to start installing the bypass valves, which includes valves, piping and reconfiguration and possible purchase of new vaults.

Recommendation: Start program to install bypass system for PRV's

7020 - Water Construction-Traffic Control Devices

Background : The water department is required to use traffic devices for roadway safety. The current traffic control devices such as barricades, traffic channelizers cones and signs are old and no longer meet ATTSA standards.

Analysis: Traffic safety is required by OSHA and ADOT

Recommendation: Purchase new traffic control devices.

7020 - Water Operations - Computers-Tablets-GIS Equipment

Background : Purchase of rugged tablets for water operations personnel FY 26 includes tablets plus-Laptop computers for Managers, desktop computers for operators and upgrade of GIS equipment

Analysis: Currently, all field data and repair data are gathered on paper. In order to efficiently record and retain the data we are suggesting the use of tablets.

Recommendation: Necessary for Neptune 360 and water operations software
Purchase Tablets, laptops and upgrade GIS equipment

7020- Utilities -Water- Telehandler/Forklift

Background : The Water Department frequently receives deliveries at the 111 N. Main location but does not have a dedicated telehandler or forklift available for offloading. Currently, staff must share equipment with the Wastewater Division, with the telehandler located at the Mingus Treatment Plant yard. As a result, many deliveries are redirected to the wastewater plant, which has limited storage capacity and creates logistical challenges.
Providing a dedicated forklift or telehandler at the 111 N. Main facility would improve operational efficiency by allowing staff to unload materials directly upon delivery. It would also support field operations, as trailers are stored at this location and could be quickly loaded with equipment and materials as needed.

Analysis: Labor Efficiency and Productivity
- Eliminates time spent coordinating shared equipment and transporting materials between facilities.
- Reduces double-handling of deliveries, lowering labor hours per delivery.
- Enables faster mobilization for field repairs and maintenance, minimizing downtime and response delays.

Estimated impact: Reduced staff time per delivery and improved deployment efficiency across routine operations and emergency response.
Safety and Risk Reduction
- Minimizes manual handling and improvised unloading methods.
- Reduces transportation of heavy materials between sites.
- Lowers risk of injury, property damage, and equipment wear.

Recommendation: The recommendation is to purchase a telehandler for the water division.

7020-Utilities Office Copier

Background : The current Xerox copier located at Development Services, which serves both the Utilities and Community Development divisions, is over nine years old. While it has provided reliable service in the past, the unit has reached the latter stage of its useful life. As technology has advanced, the copier has become increasingly difficult to service, and manufacturer support—particularly software and security updates—has become limited or unavailable.

Analysis: This copier functions as a shared, high-use device supporting daily operations such as plan submittals, utility documents, engineering drawings, reports, billing support materials, public records, and administrative correspondence. Given the volume and importance of these documents, consistent reliability and compatibility with current software systems are essential to maintaining operational efficiency.

Recommendation: Staff has evaluated replacement options and identified a Konica Minolta unit as a suitable replacement that meets current operational, technological, and security requirements.

7020-Utilities -Water-SafeGuard Arsenic Field Testing Equipment

Background : The Water Department relies on a portable field testing unit (formerly TraceDetect, now SafeGuard) to measure arsenic concentrations in treated water. Earlier this year, the unit failed; however, because a maintenance contract was in place, the manufacturer provided a replacement with the condition that a new unit will be purchased when the current maintenance plan expires.
Maintaining field arsenic testing capability is essential for real-time operational control of the arsenic treatment process. Without on-site testing, staff would be unable to make timely treatment adjustments, increasing the risk of regulatory exceedances and operational inefficiencies.

Analysis: Field testing enables staff to verify treatment performance and maintain arsenic concentrations below the regulatory Maximum Contaminant Level (MCL) of 10 parts per billion, as established by the U.S. Environmental Protection Agency and enforced by the Arizona Department of Environmental Quality.
Continuous monitoring and immediate process adjustment are critical to ensuring compliance and protecting public health.

Recommendation: Replacing the field arsenic testing unit is essential to maintaining regulatory compliance, protecting public health, and ensuring efficient operation of the arsenic treatment process. The equipment provides real-time monitoring capability that supports proactive treatment control, reduces compliance risk, and avoids potentially significant financial and operational consequences.

7020-Utilities-Water Chemical Pumps

Background : The Water Department utilizes peristaltic chemical feed pumps to accurately dose the chemicals required for water treatment. These pumps are essential to the disinfection of the groundwater supplied to our customers and play a critical role in maintaining safe drinking water. The dosage of disinfectant chemicals is regulated by the Arizona Department of Environmental Quality and must comply with federal drinking water requirements, making reliable and precise chemical feed equipment necessary for regulatory compliance and public health protection.

Analysis: The department's existing Stenner chemical feed pumps operate continuously and are beginning to show significant wear. While staff have been able to maintain operation by replacing consumable components, the main housing that contains the electrical components is deteriorating and requires full replacement. Continued reliance on aging equipment increases the risk of operational failure and could impact the department's ability to maintain consistent chemical dosing and regulatory compliance.
Additionally, as part of the SCADA system project, replacement chemical feed pumps must be equipped with 4–20 mA control capability. This will allow integration with wellsite PLCs and provide real-time feed rate feedback to the SCADA software. These enhanced monitoring and control capabilities will improve operational efficiency, allow more precise chemical dosing, and enable staff to quickly identify and respond to system issues, reducing the risk of treatment disruptions.

Recommendation: Replacing the existing pumps with modern, compatible equipment is necessary to maintain reliable disinfection, meet regulatory requirements, and support the improved monitoring and control functions of the SCADA system.

7020-Utilities-Water -Jumping Jack/Tamper

Background : Water Department distribution crews are responsible for repairing water leaks, replacing water mains and service lines, and installing or replacing meters. These activities require excavation, and in accordance with established construction and design standards, crews must properly compact soil during trench backfilling to ensure ground stability, protect infrastructure integrity, and prevent future settlement or failures.

Analysis: The department currently operates three distribution crews but has only one functional jumping jack compactor available for field use. This creates operational inefficiencies, as crews must share equipment or delay proper compaction until the unit becomes available. In some situations, more than one compactor is needed at a single work site to maintain productivity and meet restoration requirements in a timely manner. Providing each crew with a dedicated jumping jack will improve workflow efficiency, support compliance with compaction standards, and reduce delays in completing repairs and restorations. The department's existing jumping jacks were purchased more than five years ago and are no longer operational. Multiple repair attempts have been unsuccessful, including evaluations by small engine repair shops, and the equipment is no longer serviceable. Replacement is necessary to restore essential field capability and ensure crews can safely and effectively perform required excavation and backfill work.

Recommendation: Purchasing additional jumping jack compactors will ensure each crew is properly equipped, improve operational efficiency, support compliance with construction standards, and maintain the department's ability to respond promptly and effectively to distribution system repairs.

7120 - Wastewater Construction - 2 Dissolved Oxygen Probes

Background : Utilities is in need of replacing two HACH Dissolved Oxygen probes with controllers.

Analysis: The Dissolved Oxygen probes regulate the amount of air coming into the basin from the blowers and provide the operators with real time information on the conditions of the microbiology in the basins. The current DO probes are due for replacement to maintain their effectiveness.

Recommendation: Purchase two new Dissolved Oxygen Probes and controllers

7120 - Wastewater Construction - Blower/Aerations Improvements at Mingus WWTP

Background : The current aeration and digester blowers are original equipment installed during the 2000 upgrade of the Mingus WWTP and are in desperate need of replacement. The dissolved oxygen provided by the blowers keeps the biological portion of the treatment system alive. The loss of one or both of these systems would be catastrophic to plant operations.

Analysis: New blower systems are more efficient and will reduce the energy consumption while improving the efficiency of the treatment process at the Mingus WWTP.

Recommendation: Approve pre-construction GMP, develop construction GMP, and implement

7120 - Wastewater Construction - Pumper Truck

Background :
Wastewater is in need of a used 4,000-gallon pumper truck to be used for lift station and collection lines overflow. The vactor truck is used primarily for the clearing of blockages and capturing small spills. The pumper truck allows us to capture much larger spills, which is essential for minimizing the potential for compliance violations and their associated fines. Could be moved out a few years if needed.

Analysis: Acquiring a 4000 gallon pumper truck reduces the need to use pumper trucks by private contractors and enhances our ability to respond much quicker to sewage spills.

Recommendation: Conduct research to find appropriate truck and complete the purchase.

7120 - Wastewater Construction - Sewer Line M & R

Background : • FY 25 Underground collection system evaluation and repairs including manhole monitoring. This is for point repair and underground excavation projects. Staff will analyze data from camera and cleaning, manhole acoustic testing and 3D scanning of manholes to determine what needs repaired. The sewer line under Mt. Mingus View Road will need to be addressed in the next few years due to deterioration.

• FY 26 Staff is requesting an Infiltration and Inflow study be conducted of the collections system. This will allow the operators to investigate areas where higher than normal flows are reported, areas that are contributing to inflow and areas that are in need of repair.

Analysis: The collection system was installed in the late 1980s and is in need of repairs and upgrades to maintain its operational efficiency.

Recommendation: Evaluate and implement a maintenance and repair program for the collection system.

7120 - Wastewater Construction - Tap Machine

Background : The wastewater division utilize a tapping machine to place customer taps on the main sewer lines. The machine they current use is becoming worn and is not able to safely create proper taps.

Analysis: The piece of equipment they are using is over 10+ years old and is in need of replacement.

Recommendation: Buy tapping machine

7120 - Wastewater Construction - Two New 3/4 ton 4x4 Trucks with Utility Bed - Enterprise

Background : Current electrician vehicle is older with high mileage and are becoming unreliable and the repair costs are increasing due to the complexity of the repairs.

Analysis: These new trucks will also support repairs and provide the capacity to haul the safety equipment needed for emergencies.

Recommendation: Lease truck

7120 - Wastewater Construction - Upgrade North Main Sewer Line

Background : Approximately 1000 Feet of 8-inch sewer line and manholes from Kindra Heights Road going east to Cactus Street is in need of being upsized to 10-inch pipe to accommodate the Vineyards development through buildout.

Analysis: Upsizing the sewer line is necessary to accommodate the projected flow of sewage from the Vineyards subdivision through buildout. The city is working with the Gordian Group- SJ Anderson for design of this project.

Recommendation: Review final design from SJ Anderson and begin construction.

7120 - Wastewater Construction- Centrifuge

Background : The centrifuges were originally purchased in 2001 and 2004 and are in need of being assessed to determine the effectiveness of their operation. This assessment included the centrifuges, the control equipment and the polymer feed system. The Centrifuges were repaired in 2025. The assessment indicated that the PLCS and Control systems required upgrades as they are obsolete. In FY 26 it is planned to update these items and the polymer feed system.

Analysis: The centrifuges are an essential component of the wastewater treatment plant and are used to dewater the biosolid sludge. It is imperative to determine the current operational status of this system to ensure its continued effective operation.

Recommendation: Assess and repair as needed.
FY 25 Centrifuges repaired
FY 26 PLC's, Control System and polymer feed system require upgrade

7120 - Wastewater Construction- Irrigation Vault Rehab

Background : The irrigation vault houses the motor control and pumps for the field irrigation and Del Monte wash effluent discharge. The vault has once before flooded completely causing a serious safety issue.

Analysis: We are proposing an assessment of how to move the electrical motor controls and appurtenances above ground in FY26. We would like to complete the project in FY26. Update we will get the assessment in FY26 and start construction

Recommendation: Get assessment from Engineer on vault, order long lead items, begin construction.

7120 - Wastewater Construction- Lift Station 2 build

Background : The sewer collections system including 4 of the Lift Stations are original equipment and are in desperate need of repair/ upgrade. The replacement of Lift Station 2 includes wet well, pumps, controls, drives, piping, telemetry and odor control.

Analysis: The current Lift Station 2 is incapable of being upgraded or repaired due to the location and small size of the lot.

Recommendation: Construct new Lift Station 2.

7120 - Wastewater Construction- Lift Station 3 Rehab

Background : Lift station 3 is an original lift station and has not had any rehab or repairs since its construction in the late 1980's. It is in dire need of being upgraded and enlarged to handle increasing peak flows from increasing and future development that will send sewage to this lift station. Failure to increase capacity will potentially result in sewer overflows, violations and potential fines from the ADEQ.

Analysis: The lift station is undersized for projected future flows.

Recommendation: Complete engineering and design of Lift Station 3. Start procuring long lead items.

7120 - Wastewater Construction- Mingus WWTP Shop and Lab Building Maintenance

Background : The current roof over the Mingus WWTP Garage is leaking and needs to be repaired to prevent further water damage and mold. The stucco on the buildings is cracking and requires repair and paint. Roof was repaired now painting is needed on the building, perimeter walls and structures.

Analysis: Roof is in need of repair. We will get this done in FY24. In FY26 we will paint buildings, perimeter walls and structures.

Recommendation: Repair roof. - Completed
Paint buildings, structures and walls

7120 - Wastewater Construction -Mixers, Pumps, Motor and Meters

Background : • Ordered -FY 25 The Mingus Wastewater Treatment Plant has 10 mixers in the various wastewater basins. When we have recently purchased or repaired the mixers, we have noticed a longer than normal lead time for procurement. Staff is requesting we purchase one back up for each of the different size mixers.
• The Mingus Wastewater Plant has numerous pumps onsite and at the Lift Stations, due to long procurement and shipping times, Staff is requesting to purchase backup pumps for Lift Station 1, Lift station 5, a thickened sludge pump for the Biosolids handling process and a pump for the BoosterPaqs for the reclaimed tanks.
• The Mingus Plant has numerous flow meters as required by the permits. Staff is requesting that we start replacing the older meters with the newer versions.

Analysis: • When a mixer fails, it takes several weeks to receive a replacement. Without a mixer, the plant will be unable to maintain the effluent quality required by our permit.
• If the pumps at the lift station fail and we don't have a backup on hand it could cause a overflow, which would endanger public health and safety. If the sludge pumps fail, staff is unable to return the thickened sludge from the hopper which will backup and adversely cause the centrifuges to not work therefore affecting biosolids handling. If the BoosterPaqs fail we are unable to send reclaimed water to our customers.
• If the flow meters fail, we are in violation of our ADEQ permits which can lead to notices and fines.

Recommendation: Purchase back up mixers. -Completed Purchase, Pumps and flow meters

7120-Utilities- Wastewater Air Conditioner Units

Background : The air conditioning unit serving the laboratory area is failing and requires replacement.
Additionally, the PLC I/O panel located in the sludge pump room is experiencing excessive heat buildup, which negatively impacts the performance and reliability of the electronic components housed within the enclosure.

Analysis: The laboratory must maintain a controlled temperature in accordance with state sampling and testing procedures to ensure the accuracy and validity of analytical results. If the HVAC system fails completely, staff would be required to rent and operate portable cooling units until a permanent replacement can be installed. This would result in unplanned operational costs, potential disruption to laboratory functions, and increased risk of noncompliance with required testing protocols.
Elevated temperatures in the PLC I/O panel can accelerate equipment degradation, increase the likelihood of system faults, and raise the risk of unexpected operational failures affecting sludge handling processes. To manage the heat, staff have been leaving the panel doors open to improve ventilation. However, this is not an acceptable long-term solution, as the enclosure contains high-voltage electrical components. Operating the equipment with the panel open creates a significant safety hazard and increases the risk of accidental contact, arc flash exposure, and environmental contamination of sensitive electronics.

Recommendation: This CIP project addresses both operational reliability and workplace safety by replacing the failing laboratory air conditioning system and implementing appropriate cooling solutions for the sludge pump room PLC I/O panel. These improvements will help maintain required laboratory environmental conditions, protect critical control equipment from heat-related damage, eliminate unsafe operating practices, and reduce the risk of unplanned downtime or emergency expenditures. Proactive replacement and system upgrades will support regulatory compliance, improve equipment longevity, and ensure safe and reliable facility operations.

7120-Utilities Wastewater AZPDES Permit Renewal

Background : ADPDES permit is required to be renewed every 5 five years. IT is due April of 2027 which following best practices we need to start this in December 2026. There is a cost for engineering services related to the amount of technical documentation required for a renewal of this permit.

Analysis:

Recommendation:

7120-Utilities-Wastewater Communication Devices

Background : Field operations regularly require staff to operate heavy equipment such as vactor trucks, backhoes, and other machinery in high-noise environments. For safety and regulatory compliance, employees wear hearing protection while performing these tasks. While this protects staff from long-term hearing damage, it significantly limits their ability to communicate effectively with one another during active operations.
Clear communication is critical for safe and efficient coordination between equipment operators, spotters, and ground personnel. Currently, staff rely on hand signals or two-way radios to communicate. Hand signals can be difficult to see depending on positioning, visibility, or obstructions, and they do not allow for detailed communication. Two-way radios have also proven ineffective in these environments due to background noise, the need to press buttons to transmit, and difficulty hearing messages while wearing hearing protection. These limitations can lead to operational delays, reduced efficiency, and increased risk of miscommunication during complex or high-risk tasks.
To address these challenges, staff researched hands-free, full-duplex wireless intercom systems designed specifically for high-noise work environments. These systems allow team members to speak and hear each other in real time without delay, voice activation, or push-to-talk functions. The technology enables continuous, clear communication even when wearing hearing protection and operating loud equipment.

Analysis: Implementing a wireless full-duplex intercom system will significantly improve communication reliability and operational safety in high-noise environments. Dedicated units will support vactor truck operations and the camera truck, where precise coordination between crew members is essential. Additional units will be available for flagging operations and other complex field projects where distance, noise, or task complexity makes traditional communication methods ineffective.
Improved real-time communication will enhance situational awareness and coordination between crew members, reducing the risk of accidents caused by delayed or misunderstood instructions. This is particularly important when operating heavy equipment, working in confined or restricted spaces, or managing traffic control activities. The system will also improve efficiency by reducing delays associated with repeating instructions, repositioning personnel for visibility, or stopping work to clarify directions.
From an operational standpoint, the equipment provides a practical and durable communication solution tailored to field conditions. By eliminating the need for handheld radios or visual signaling, staff can maintain full attention on their assigned tasks while remaining in constant communication with the team.

Recommendation: Overall, the purchase supports workplace safety, improves operational efficiency, and provides a reliable communication solution for multiple field applications. The investment will standardize communication practices across heavy equipment operations and complex project environments, helping reduce risk while improving productivity and coordination among field crews.

7120-Utilities-Wastewater Lift Station 1 Rebuild

Background : Lift Station 1 is a critical component of the wastewater collection system serving a significant portion of the community, including major commercial corridors and high-density residential development. Due to its age, depth, and hydraulic importance within the overall system, long-term reliability is essential to maintaining uninterrupted wastewater conveyance and protecting public health and the environment. The facility was constructed in the early 1990s and has been in continuous operation since that time. While select components, such as the standby generator, have been upgraded, major mechanical and control system elements remain original and are increasingly outdated.

The pumps utilize antiquated control technology that limits operational efficiency, complicates maintenance, and increases the risk of failure. Lift Station 1 is located in a constrained area adjacent to the Cottonwood Ditch and is situated on property owned by the Grosseto family. Because of local terrain and its proximity to the ditch, the station is the deepest lift station in the system. This depth increases structural demands, complicates maintenance access, and elevates operational risk compared to other facilities.

The station pumps wastewater into a gravity transmission line that flows to Lift Station 2, making it a critical upstream component of the broader conveyance system. It serves wastewater flows originating from commercial development near the Highway 260 and State Route 89A corridors and extends service to multiple large residential areas, including Verde Village 6, 7, and 8, as well as the Five Star, Crestview, and Ridgeview neighborhoods in and around Cottonwood. These service areas represent a substantial portion of the community's wastewater load, making the station essential to system continuity.

Analysis: Due to the facility's age, operational importance, and physical constraints, a full rebuild is the most appropriate long-term strategy to ensure system reliability. Continuing to operate aging equipment increases maintenance demands, raises the likelihood of unplanned outages, and limits the ability to integrate modern monitoring, control, and energy-efficient pumping technologies.

A comprehensive rebuild would allow for:

- Replacement of outdated pumps and control systems with modern, reliable equipment
- Improved operational efficiency and monitoring capabilities
- Enhanced structural and site resiliency given the station's depth and proximity to surface water infrastructure
- Reduced maintenance costs and risk of emergency repairs
- Long-term protection of downstream conveyance capacity and treatment operations

Because Lift Station 1 conveys wastewater from large commercial and residential areas, its performance directly affects system-wide reliability. Failure could result in service disruptions, potential overflows, regulatory compliance issues, and significant emergency repair costs. Proactive replacement planning supports asset management best practices and allows sufficient time for engineering design, permitting, property coordination, and funding preparation.

Recommendation: The proposed project schedule reflects this long-range planning approach, with design anticipated to begin in FY29 and construction targeted for FY30. Establishing the project in the Capital Improvement Program now provides the necessary financial planning horizon and ensures the City can address this critical infrastructure need before major failures occur.

Overall, the Lift Station 1 rebuild is a strategic infrastructure investment that supports system reliability, regulatory compliance, continued service to key commercial and residential growth areas. It represents a proactive approach to managing aging assets and maintaining dependable wastewater conveyance for the community.

7120-Utilities-Wastewater Porta-Gantry Confined Space Lift

Background :
Wastewater operations require routine entry into confined spaces, including manholes, lift station wet wells, dry vaults, and various areas within the treatment plant. These environments present inherent safety risks and require specialized equipment to ensure safe access, rescue capability, and regulatory compliance.

Analysis: Currently, staff utilize a single-person tripod confined space entry system. While the tripod functions effectively for standard manhole entry—where the spread of the tripod legs can be evenly positioned around a circular opening—it is not suitable for several lift station wet wells. Many of these wet wells have elongated or multi-hatch configurations that prevent all access points from being opened simultaneously because the tripod cannot span the full width of the structure. This limits operational flexibility, restricts safe positioning, and can complicate both entry and equipment handling.
The proposed Porta-Gantry System addresses these operational and safety limitations. Unlike the existing tripod, the gantry can span the entire width of lift station wet wells, allowing full hatch access and improved positioning over rectangular or extended openings. The system also supports two-person entry and enables tools or equipment to be lowered and raised alongside personnel. This significantly reduces the need for manual lifting of heavy components through confined openings, lowering the risk of injury and improving efficiency during maintenance and repair activities. Additionally, the gantry provides a controlled means to hoist pumps, parts, and other equipment from wet wells, improving ergonomics and reducing physical strain on operators.
From a safety and compliance perspective, the Porta-Gantry System provides enhanced fall protection, rescue capability, and controlled lifting consistent with confined space entry best practices. The equipment supports compliance with applicable standards established by the Occupational Safety and Health Administration and the American National Standards Institute. Implementing equipment designed for these conditions also aligns with internal risk management and safety program requirements by reducing exposure to hazards associated with manual handling, limited access openings, and constrained rescue options.

Recommendation: Overall, the purchase of a Porta-Gantry System will improve worker safety, expand operational capability at lift stations, and provide a more versatile and compliant confined space entry solution. The investment supports both regulatory compliance and long-term risk reduction while improving efficiency in maintenance and repair activities throughout the wastewater system.

7120-Utilities-Wastewater Sludge Room PLC

Background : The PLC located on the ground level of the centrifuge building was originally installed with the centrifuges circa 1990–1992. Both staff and the system integrator have experienced operational issues with this unit over time. Further research has confirmed that the PLC is extremely outdated and no longer supported by the manufacturer, making maintenance, troubleshooting, and replacement parts increasingly difficult or impossible to obtain. In addition, our integrator is no longer able to obtain or recover a copy of the control program, which significantly increases operational risk in the event of failure.

Analysis: This PLC is critical to plant operations, as it manages the polymer dosing system and sludge pump system by communicating through the Main PLC to the remote I/O located in the sludge pump room. This control infrastructure is essential for proper centrifuge operation and the processing of biosolids. Failure of this PLC would interrupt biosolids handling operations, which could lead to treatment disruptions and potential regulatory compliance violations.

Recommendation: Replacing this obsolete PLC is necessary to maintain reliable biosolids processing, reduce the risk of unplanned downtime, and ensure continued regulatory compliance. This project aligns with and supports the planned Centrifuge Control Panel Upgrade that staff is requesting for execution in FY27. Coordinating these improvements will help modernize critical control infrastructure, improve system reliability, and minimize future operational risk.

356

7120-Utilities-Wastewater UV System Replacement Components'

Background : The wastewater treatment plant's UV disinfection system requires periodic replacement of critical components to ensure consistent and effective operation. UV lamps must be replaced based on operating hours, and associated equipment such as ballasts and the UVT sensor require replacement according to manufacturer-recommended service intervals to maintain proper disinfection dosage. These components are essential for delivering the required ultraviolet intensity and accurately monitoring treatment performance. As equipment ages, output efficiency declines and monitoring accuracy can be compromised, increasing the risk of inadequate disinfection.
In addition to routine consumable components, several UV lift motors have failed and require replacement. While lift motors are not typically considered consumable items, their failure can prevent proper positioning, maintenance, or operation of the UV equipment. Replacing failed units and maintaining a backup motor in inventory will help minimize operational downtime and allow for timely response to unexpected failures.

Analysis: The UV disinfection system represents the final treatment process prior to effluent discharge and is required for regulatory compliance. Proper system performance is critical to meeting permitted disinfection standards. Failure to maintain adequate UV dosage or monitoring capability could result in permit violations, potential fines, and increased regulatory scrutiny.

Recommendation: This CIP project supports proactive asset management by replacing aging and failed components, maintaining system reliability, and ensuring uninterrupted compliance with regulatory requirements. Planned replacement of these critical elements will reduce the risk of emergency repairs, prevent treatment disruptions, and protect the facility's ability to consistently meet disinfection performance standards.

7X20 - Utilities-Water/Wastewater Used Tractor with Gannon

Background :
Wastewater operations currently rely on an aging backhoe to move biosolids 40-yard dumpsters into position beneath the centrifuge discharge chute. When filled, these containers weigh several tons and must be repositioned safely and precisely to maintain continuous processing operations.
Historically, the Wastewater Division used an older tractor for this task. When that unit became unreliable, the division began using the Water Division's previous backhoe after it was replaced through an equipment upgrade.
The transferred backhoe has now reached the end of its useful service life. It requires frequent maintenance, experiences recurring breakdowns, and is unavailable for service more often than it is operational. This creates operational inefficiencies and increases the risk of disruptions to biosolids handling activities. Equipment downtime can delay container change-outs, slow processing, and place additional strain on staff who must work around equipment limitations.
In addition to supporting wastewater operations, the backhoe is also used by water staff to load plant materials into dump trucks. This shared reliance further increases equipment demand and highlights the need for reliable replacement equipment capable of supporting both divisions.
Staff have identified a tractor equipped with a Gannon box scraper attachment as a suitable replacement that would meet operational needs while expanding functional capability. Both the Water and Wastewater Divisions routinely perform grading and leveling activities for site maintenance, access roads, and work areas. Currently, these tasks require renting a Gannon attachment or coordinating with Public Works to borrow one, which can create scheduling conflicts, delays, and additional costs.

Analysis: Purchasing a tractor with a Gannon attachment will provide reliable equipment to support critical wastewater processing operations while also improving efficiency for shared plant maintenance activities. A dedicated, dependable machine will ensure biosolids dumpsters can be safely and consistently positioned, reducing operational interruptions and minimizing reliance on equipment that is prone to failure.
Replacing the aging backhoe will also reduce maintenance costs, staff downtime, and the operational risks associated with equipment breakdowns. The current equipment's declining reliability increases the likelihood of unplanned repairs, emergency workarounds, and potential impacts to treatment plant productivity.
The addition of a Gannon attachment will provide in-house grading and leveling capability for both divisions, eliminating the need to rent equipment or coordinate borrowing from other departments. This will improve scheduling flexibility, reduce rental expenses, and allow staff to respond more quickly to routine maintenance and site improvement needs. Having dedicated grading equipment available will also support better site conditions, safer work areas, and improved overall facility upkeep.
Because the equipment will serve both Water and Wastewater operations, the purchase represents a shared operational benefit and improved resource efficiency across departments. The tractor will support multiple critical functions, including biosolids handling, material loading, and routine grading activities, making it a versatile and cost-effective capital investment.

Recommendation: Overall, replacing the failing backhoe with a tractor equipped with a Gannon attachment will improve reliability, reduce long-term operating costs, enhance operational efficiency, and provide expanded maintenance capability for both divisions. The investment supports continued plant operations, improves equipment availability, and reduces dependence on rented or borrowed equipment.

7X20 - Water/Wastewater Utilities Split - Crane Truck

Background : The current crane truck that the wastewater division has is over 15 years old and has been repaired numerous times. It is not capable of safely pulling a pump from Lift Station 4 due to the limited lifting capacity. The new Lift Station 2 is as deep and has similar sized pumps as LS 4 staff is concerned that our current crane truck will be limited here as well.

The crane truck is also utilized for the water division and electricians when lifting large pump control skids, BoosterPaq pumps and control panels and motors.

The current crane truck cannot be upgraded with a heavier crane as it was not built for it. Staff plans on selling the current truck as one unit.

Analysis: If staff is unable to pull pumps, we then have to outsource the cranes services to a third party. The third party may not be immediately available without a prior appointment, this can lead to delays which could adversely affect public health and safety.

Recommendation: Purchase a new crane truck capable of reaching 30 ft with 1000 feet of cabling and an 8600 lb. or better lifting capacity.

7X20 - Water/Wastewater Utilities Split - Storage Building

Background : Utilities has large amounts of equipment, both mechanical and electrical which needs to be in a climate-controlled environment. Long lead times have required us to procure more equipment to have it on hand in case of failure. Waiting sometimes over a year for a piece of equipment is not conducive to protecting public health and maintaining the quality of the drinking water. The city owns land behind the Mingus Treatment Plant that would be large enough for the storage building we are looking to erect. This building would house the electricians, pumps, motors control centers, pipe, fittings, specialty vehicles, and have a spot for maintenance of large equipment.

Analysis: The current lack of environmentally controlled storage prevents us from purchasing essential long-lead items as they deteriorate rapidly when exposed to the elements. Wastewater is in need of indoor storage for the Vac truck and Camera van.

Recommendation: Construct new building on City owned property behind Mingus WWTP.

Budget Update
05/05/2026

Inspiring a Vibrant Community

Budget Calendar

TENTATIVE BUDGET CALENDAR FOR FISCAL YEAR 2027

This budget calendar illustrates the progression of the budget process and allows for adequate coordination of budget activities, which will result in a balanced budget and a sound fiscal, and capital plan. This calendar remains subject to change.

December 2025	17	Begin FY 2027 Personnel and Reclassification Requests [in OpenGov & on standard MS Excel form]
	17	Begin FY 2026 Accomplishments and Performance Indicators [on standard MS Word form]
	17	Begin Departmental 5-year Capital Improvement Plans [in OpenGov] for Carryovers and New Plans
January 2026	5	Begin FY 2027 Goals and related FY 2027 Performance Indicators [on standard MS Word forms]
	16	*DUE: FY 2027 Personnel and Reclassification Requests*
	16	*DUE: FY 2026 Accomplishments and Progress Update of Performance Indicators*
	23	Citizen Budget Survey Publication
February	*9*	*DUE: FY 2027 Goals and related FY 2027 Performance Indicators*
	10	Council Work Meeting: Presentations of FY 2026 Accomplishments and Budget Update
	16	Begin Input for FY 2027 Departmental Operational Expenditures [in OpenGov]
	16	*DUE: Departmental 5-year Capital Improvement Plans, including Carryovers and New Plans*
	TBD	Meetings with Finance and Departmental Staff Regarding Departmental CIPs (Optional)
March	*2*	*DUE: FY 2027 Departmental Operational Expenditures*
	2-31	Departmental (Operational) Budget Meetings–City Manager, Finance and Staff
April	17	Meeting between City Manager, Finance Services Director and Human Resources Director Regarding Personnel
	TBD	Budget Meeting with Mayor and Administration/Finance Staff
	TBD	Budget Meetings with Staff and Individual Council Members (Optional)
May	05/05	Council Meeting–Presentation of FY 2026 Accomplishments, FY 2027 Goals, and Survey Results - Employee Requests & Benefit update
	6	Budget Work Session - General Fund & Capital Overview
	7	Budget Work Session - Enterprise & Special Revenue Funds
	TBD	Employee Staff Meeting
	28	State of the City – Presentation of FY 2027 Budget
June	2	Council Special Meeting–Formal Presentation of Tentative FY 2027 Budget
	2	Council Special Meeting–Public Hearing on Tentative FY 2027 Budget
	2	Council Special Meeting–Final Day for Changes to the Tentative FY 2027 Budget
	2	Council Special Meeting–Adoption of Tentative FY 2027 Budget
	2	Council Special Meeting–Setting Expenditure Limitation
	TBD	Town Hall Meeting–Presentation of Tentative FY 2027 Budget
	10	Informal Public Meeting–Presentation of Tentative FY 2027 Budget
July	21	Council Special Meeting–Formal Presentation of Final FY 2027 Budget
	21	Council Special Meeting–Public Hearing on Final FY 2027 Budget
	21	Council Special Meeting–Final Day for Changes to the Final FY 2027 Budget
	21	Council Special Meeting–Adoption of Final FY 2027 Budget
October	19	Submission of Adopted FY 2027 Budget Document for the Distinguished Budget Presentation Award of the Government Finance Officers Association (GFOA)

Introduction | Feedback | Your Response | Outcome



Budget Survey Fiscal Year 2027

Open from February 10th to March 10th
97 visitors – 59 responses

What age bracket do you fall into?

	Response Percent
Under 18	1.7%
19 to 25	1.7%
26 to 35	8.5%
36 to 45	8.5%
46 to 55	13.6%
56 to 65	30.5%
66 to 75	27.1%
76 and above	8.5%

How would you rate your overall "Quality of Life"

	Response Percent
Very Good	32.2%
Good	50.8%
Neutral	15.3%
Poor	1.7%

Inspiring a Vibrant Community

What should be the priorities for the City Council to focus on in the upcoming budget?

Average priorities over 59 responses

1. Economic Development, Growth and Housing
2. Parks, Trail, Open Spaces and Recreation Opportunities
3. Water & Wastewater - Improving or increasing water access & Wastewater services.
4. Public Safety - Police & Fire Infrastructure
5. Streets Maintenance & Sidewalks

Which City Services do you feel could use some additional emphasis or funding that the City can strategically focus on?

Answered : 47

Skipped : 12

▸ Show Word Cloud

How could the City of Cottonwood relay budget information to Citizens better?

Answered : 38

Skipped : 21

▸ Show Word Cloud

Do you live in the incorporated limits of the City of Cottonwood?

	Response Percent	Response Count
Yes	66.1%	39
No	23.7%	14
I Don't know?	10.2%	6

Inspiring a Vibrant Community

FY 2026 - Accomplishments

Fiscal Optimization

City Council

- Adopted and implemented the FY 2026 budget

Administration

- Maintained financial oversight and reporting

Finance

- Received GFOA Distinguished Budget Presentation Award (FY26) and Annual Comprehensive Financial Reporting Award (FY25)
- Developed comprehensive fee schedule
- Increased community participation in budget process (survey + State of the City)
- Started updating the Financial Operations Guide, investment, budget, and purchasing policies
- Contracted for marketing of City-owned properties

Water & Wastewater

- Completed water/wastewater rate study
- Initiated PFAS pilot study and solution design

Inspiring a Vibrant Community

Invest in Existing Assets

City Council

- Expanded city facilities with the purchase of a future City Hall location

Information Technology

- Developed long-term equipment replacement program

Engineering & Public Works

- Completed Main Street pavement rehabilitation
- Designed sidewalk infill project

Maintenance

- Converted exterior and interior lighting to LED
- Completed park and facility painting projects
- Assisted with playground installations and facility repairs

Streets

- Completed crack sealing and pavement preservation prep
- Conducted extensive asphalt and sidewalk repairs

Airport / Airport Improvements

- Installed hangar fire suppression system
- Completed runway, lighting, and navigation upgrades (ADOT/FAA projects)

Water

- Installed generators and booster systems at wells
- Upgraded reservoirs and well sites
- Advanced SCADA system upgrades

Wastewater

- Completed lift station 2 construction
- Continued WWTP upgrade project
- Cleaned and inspected 25% of collection system

Inspiring a Vibrant Community

Collaborate on Shared Goals

Administration

- Coordinated projects, contracts, and departmental activities

Tourism & Economic Development

- Met with Yavapai College regularly
- Participated in VVREO board
- Hosted business workshops and events

Fire & Medical

- Coordinated fuels mitigation projects with partners
- Sought out opportunities to work with business owners on securing alternative funding for fire projects

Communications

- Improved regional radio interoperability

Community Development

- Coordinated permitting and development processes across departments

Inspiring a Vibrant Community

Meet Residents Where They Are

Administration

- Launched “City Snapshot” newsletter
- Developed State of the City event

City Clerk

- Updated website and elections pages
- Created Candidate Handbook
- Conducted social media outreach for elections

Community Development

- Implemented Cloudpermit for online permitting

Police

- Conducted fraud prevention classes
- Shared public safety information via social media

Library

- Launched bilingual tech help
- Expanded tech-based programming

Parks & Recreation / Recreation Center

- Implemented new recreation software with online payments
- Expanded senior programming and community engagement

Animal Control

- Improved dog licensing tracking
- Partnered with shelter for community resources

Inspiring a Vibrant Community

Balance a Sustainable Community with Quality of Life

Engineering & Public Works

- Improved roadways, sidewalks, and ADA accessibility
- Ensured stormwater compliance

Maintenance

- Increased energy efficiency through LED conversions
- Enhanced parks and public facilities

Fire & Medical

- Achieved Firewise certification (Cottonwood Ranch)
- Delivered community education and emergency preparedness
- Expanded Community Risk Reduction efforts

Police

- Maintained public safety programs and operations

Court

- Achieved 100% court collections and case management

Parks & Recreation

- Secured grant for Riverfront Park Loop Trail Phase 2
- Completed playground installation

Water & Wastewater

- Improved system reliability and environmental compliance
- Advanced treatment solutions and infrastructure upgrades

Streets

- Maintained and improved roadway conditions

Inspiring a Vibrant Community

Governance & Organizational Effectiveness

City Council

- Advanced Old Town Master Plan
- Approved policies for City-owned properties

Administration

- Progressed 2026–2028 Strategic Plan towards 50% completion target

City Clerk

- Initiated records digitization (Laserfiche)
- Developed administrative policies

Human Resources

- Completed compensation study
- Filled key leadership positions
- Updated employee policies and benefits
- Implemented applicant tracking system

Court

- Maintained operational excellence

Inspiring a Vibrant Community

FY 2027 Goals

Fiscal Optimization

Finance

•Continue update of the Financial Operations Guide, Investment Policies, Budget Policies and purchasing manual

•Seek the GFOA Distinguished Budget Presentation Award for FY 2027 Budget and the Certificate of Achievement in Financial Reporting for FY 2026 ACFR

Recreation Center

•Establish a financially sustainable and well-utilized Senior Room Program with 100% cost recovery

Airport

•Evaluate rates and charges to ensure appropriate airport revenues

Transit

•Pursue grant funding (5339 and facility expansion/remodeling)

Wastewater

•Pursue funding for Phase 2 feasibility design (Direct Potable Reuse)

Inspiring a Vibrant Community

Invest in Existing Assets

Engineering & Public Works
•Complete FY 2025 pavement condition assessment and pavement management plan
•Complete annual pavement preservation projects
•Complete one sidewalk infill project

Maintenance
•Complete LED conversions in City facilities and parking lots
•Repaint park structures and City buildings to preserve integrity

Court
•Replace outdated courtroom recording and video equipment
•Repair and paint courthouse exterior

Water
•Upgrade and replace water lines between 15th and 17th Streets
•Install generators and replace pressure regulating valves

Wastewater
•Complete Mingus WWTP aeration and treatment improvements
•Upgrade lift station and centrifuge control panel

Airport Improvements
•Complete Taxiway A drainage improvements
•Initiate obstruction mitigation design

Inspiring a Vibrant Community

Collaborate on Shared Goals

Parks & Recreation
- Increase partnerships and sponsorships (identify and secure community sponsors)
- Implement council-approved sports field use policy

Tourism & Economic Development
- Engage with potential businesses for Cottonwood
- Assess statewide manufacturing leads

Police
- Develop Safe Shopper/Safe Community agreements
- Implement community-focused fraud prevention program

Animal Control
- Maintain coordination with animal shelter and City departments

Library
- Collect community data for planning and grant applications

Inspiring a Vibrant Community

Meet Residents Where They Are

Finance
•Increase community participation in the budget process
•Provide training on taxes, business registration, and procurement
Human Resources
•Conduct supervisor training on benefits, policies, and programs
Information Technology
•Establish IT training and cybersecurity awareness program
•Upgrade City website for ADA compliance
Police
•Provide safety education through social media PSAs
•Analyze and share crime data insights
Library
•Conduct literacy outreach events
•Improve access for transit-dependent residents
Recreation Center
•Increase facility and program utilization by 10%
•Track pool usage trends for improved service delivery

Inspiring a Vibrant Community

Balance a Sustainable Community with Quality of Life

Streets
•Reconstruct spillways to prevent erosion
•Increase road sweeping to improve safety
Transit
•Implement Transit Plan recommendations
•Launch Red Line Micro Transit Pilot Program
Water
•Install arsenic treatment units
•Develop new well sites and SCADA upgrades
Wastewater
•Implement PFAS removal system
•Advance Direct Potable Reuse planning
Parks & Recreation
•Complete trail system connections (Blowout Wash & Riverfront Loop)
Court
•Add certified fingerprint collection service to reduce travel burden

Inspiring a Vibrant Community

Budget Process and Policies

- 42-17101. Annual county and municipal financial statement and estimate of expenses
- On or before the third Monday in July each year the governing body of each county and incorporated city or town shall prepare:
- 1. A full and complete statement of the political subdivision's financial affairs for the preceding fiscal year.
- 2. An estimate of the different amounts that will be required to meet the political subdivision's public expense for the current fiscal year entered in the minutes of the governing body and containing the items prescribed by section 42-17102.
- 3. A summary schedule of estimated expenditures and revenues that shall be:
- (a) Entered in the minutes of the governing body.
- (b) Prepared according to forms supplied by the auditor general.

City of Cottonwood Final
Summary Schedule of estimated revenues and expenditures/expenses
Fiscal year 2026

Fiscal year		Sch		Funds							
				General Fund	Special Revenue Fund	Debt Service Fund	Capital Projects Fund	Permanent Fund	Enterprise Funds Available	Internal Service Funds	Total all funds
2025	Adopted/adjusted budgeted expenditures/expenses*	E	1	26,384,176	19,955,363	2,009,195	1,382,005	80,540	75,039,873	0	124,851,152
2025	Actual expenditures/expenses**	E	2	31,986,084	16,028,294	2,014,140	1,961,310	72,300	58,804,075	0	110,866,203
2026	Beginning fund balance/(deficit) or net position/(deficit) at July 1***		3	0	0	0	0	0	0	0	0
2026	Primary property tax levy	B	4	0							0
2026	Secondary property tax levy	B	5								0
2026	Estimated revenues other than property taxes	C	6	38,007,144	11,850,825	1,645,290	789,410	500	23,675,020	0	75,968,189
2026	Other financing sources	D	7	34,031,331	6,832,435	365,990	1,890,813	70,300	36,585,074	0	79,775,943
2026	Other financing (uses)	D	8	0	0	0	0	0	0	0	0
2026	Interfund transfers in	D	9	0	20,268,457	0	0	0	0	0	20,268,457
2026	Interfund Transfers (out)	D	10	20,268,457	0	0	0	0	0	0	20,268,457
2026	Line 11: Reduction for fund balance reserved for future budget year expenditures		11								
	Maintained for future debt retirement					366,990					366,990
	Maintained for future capital projects			3,898,152	1,472,607				12,791,775		18,162,534
	Maintained for future financial stability			9,240,065				68,800			9,308,865
											0
											0
2026	Total financial resources available		12	38,631,801	37,479,110	1,644,290	2,680,223	2,000	47,468,319	0	127,905,743
2026	Budgeted expenditures/expenses	E	13	72,038,475	27,704,224	2,011,280	10,800,500	70,800	60,260,094	0	172,885,373

Expenditure limitation comparison		2025	2026
1	Budgeted expenditures/expenses	$ 124,851,152	$ 172,885,373
2	Add/subtract: estimated net reconciling items	(63,564,442)	(79,775,943)
3	Budgeted expenditures/expenses adjusted for reconciling items		(20,268,457)
4	Less: estimated exclusions		
5	Amount subject to the expenditure limitation	$ 61,286,710	$ 72,840,973
6	EEC expenditure limitation	$ 77,547,502	$ 79,251,127

Inspiring a Vibrant Community

Prior Year State Budget Forms : https://www.cottonwoodaz.gov/Archive.aspx?AMID=39

State Expenditure Limitation

The final fiscal year 2026/27 expenditure limits for all cities and towns are being supplied in accordance with Article IX, Section 20, Constitution of Arizona and A.R.S. § 41-563.

The fiscal year 1979/80 base limits have been adjusted for changes in the population and the cost of living between 1978 and 2025. The formula is shown below.

$$\frac{\text{2025 Population}}{\text{1978 Population}} \times \frac{\text{GDP Implicit Price Deflator 2025}}{\text{GDP Implicit Price Deflator 1978}} \times \text{FY 1979/80 Base Limit} = \text{Final FY 2026/27 Expenditure Limit}$$

Please contact David Kryskowski in Economic Research and Analysis at eecstaff@azdor.gov if you have any questions.

Annual Expenditure Limitation Reports are available on our website https://cottonwoodaz.gov/Archive.aspx?AMID=40

FINAL FY 2026/27 EXPENDITURE LIMITATIONS: CITIES & TOWNS

CITY	POPULATION ** 2025	POPULATION ** 1978	POPULATION FACTOR	INFLATION FACTOR*	FY 1979/80 BASE LIMIT	FINAL FY 2026/27 EXPENDITURE LIMITATION
COTTONWOOD	12,796	4,200	3.0467	3.8685	$7,000,000	**$82,501,317**

Inspiring a Vibrant Community

Factors in Developing the Budget

- Inflation increased prices for service and equipment
- Employee compensation – Staffing
- Capital Requests and Capital Projects
- Fund Balance and Reserves
- Legislation that limits revenue collection or increases costs due to unfunded mandates
- The economy and revenue projections
- State Shared Revenues
- Federal Tax Policy, regulations and grants

Inspiring a Vibrant Community

Account Name	FY23 Actuals	FY 2024 Actual	FY 2025 Actual	FY 2026 Final Budget Basic - 6/30/2025 - Yearly View	FY 2026 Actual @ 04/01/2026	Dept. Head Est.	FY 2027
Revenues							
General Fund	$ 33,658,303.76	$ 38,266,733.17	$ 38,116,206.90	$ 72,038,475.00	$ 22,420,972.63	$ 68,695,820.00	$ 60,152,250.00
Library	$ 1,210,494.29	$ 1,534,945.36	$ 1,187,274.14	$ 1,425,706.00	$ 700,660.16	$ 1,400,030.00	$ 1,462,945.00
Cemetery	$ 142,238.52	$ 64,198.13	$ 72,721.56	$ 76,825.00	$ 36,662.52	$ 74,880.00	$ 77,710.00
Airport	$ 506,869.17	$ 951,131.55	$ 395,245.46	$ 673,417.00	$ 419,882.84	$ 576,365.00	$ 555,425.00
HURF	$ 3,066,384.85	$ 3,793,700.74	$ 6,643,666.93	$ 17,129,096.00	$ 1,829,487.05	$ 13,833,190.00	$ 6,749,415.00
Grants	$ 122,191.10	$ 342,271.13	$ 172,537.34	$ 4,268,110.00	$ 37,515.22	$ 2,787,970.00	$ 5,748,445.00
CDBG	$ 147,611.72	$ 622,760.70	$ 173,526.70	$ 255,435.00	$ 114,580.96	$ 187,275.00	$ -
Transit	$ 2,634,925.12	$ 3,167,656.52	$ 3,946,079.41	$ 3,875,635.00	$ 1,513,960.08	$ 4,164,530.00	$ 5,119,090.00
Debt Service	$ 1,648,153.05	$ 1,644,567.96	$ 1,648,148.04	$ 2,011,280.00	$ 958,566.34	$ 2,006,105.00	$ 2,005,020.00
CIP	$ 461,531.78	$ 412,434.55	$ 819,974.73	$ 10,800,500.00	$ 238,840.19	$ 5,371,430.00	$ 21,799,300.00
Water	$ 9,035,299.68	$ 9,808,694.24	$ 9,893,067.21	$ 35,329,824.00	$ 7,686,475.87	$ 36,686,060.00	$ 34,305,155.00
Wastewater	$ 5,185,051.74	$ (364,671.29)	$ 6,224,689.81	$ 24,930,270.00	$ 4,862,382.09	$ 17,493,420.00	$ 13,870,940.00
Employee Benefits	$ 975.10	$ 2,653.68	$ 3,660.49	$ 70,800.00	$ 1,757.86	$ 75,160.00	$ 74,960.00
Vol Fire	$ 50,393.38	$ 43,451.60	$ -	$ -	$ -	$ -	$ -
	$ 57,870,423.26	$ 60,290,528.04	$ 69,296,798.72	$ 172,885,373.00	$ 40,821,743.81	$ 153,352,235.00	$ 151,920,655.00
Expenses							
General Fund	$ 26,424,680.76	$ 33,520,794.07	$ 34,473,215.55	$ 72,038,475.00	$ 24,260,318.44	$ 45,529,865.00	$ 60,152,250.00
Library	$ 1,210,494.29	$ 1,534,945.36	$ 1,187,274.14	$ 1,425,706.00	$ 947,912.76	$ 1,400,030.00	$ 1,462,945.00
Cemetery	$ 142,238.52	$ 64,198.13	$ 72,721.56	$ 76,825.00	$ 45,179.42	$ 74,880.00	$ 77,710.00
Airport	$ 506,869.17	$ 545,736.83	$ 395,062.79	$ 673,417.00	$ 405,473.35	$ 576,365.00	$ 555,425.00
HURF	$ 3,385,635.88	$ 3,886,654.72	$ 6,673,691.99	$ 17,129,096.00	$ 11,684,284.46	$ 13,833,190.00	$ 6,749,415.00
Grants	$ 121,982.02	$ 342,271.13	$ 134,773.91	$ 4,268,110.00	$ 875,650.85	$ 2,787,970.00	$ 5,748,445.00
CDBG	$ 144,611.72	$ 622,760.70	$ 189,322.70	$ 255,435.00	$ 186,254.60	$ 187,275.00	$ -
Transit	$ 2,451,955.97	$ 2,959,154.07	$ 3,910,968.69	$ 3,875,635.00	$ 2,086,191.86	$ 4,164,530.00	$ 5,119,090.00
Debt Service	$ 1,648,224.96	$ 1,650,642.96	$ 1,650,173.04	$ 2,011,280.00	$ 951,172.07	$ 2,006,105.00	$ 2,005,020.00
CIP	$ 450,596.97	$ 80,680.27	$ 420,509.72	$ 10,800,500.00	$ 4,957,283.23	$ 5,371,430.00	$ 21,799,300.00
Water	$ 9,035,299.68	$ 9,808,694.24	$ 9,893,067.21	$ 35,329,824.00	$ 7,686,475.87	$ 36,686,060.00	$ 34,305,155.00
Wastewater	$ 3,444,751.11	$ 3,968,904.87	$ 4,129,083.23	$ 24,930,270.00	$ 5,475,040.20	$ 17,493,420.00	$ 13,870,940.00
Employee Benefits	$ 330.00	$ 500.00	$ -	$ 70,800.00	$ -	$ 75,160.00	$ 74,960.00
Vol Fire	$ 10,259.40	$ 311,612.60	$ -	$ -	$ -	$ -	$ -
Fund 90	$ -	$ -	$ -	$ -	$ -	$ -	$ -
	$ 48,977,930.45	$ 59,297,549.95	$ 63,129,864.53	$ 172,885,373.00	$ 59,561,237.11	$ 130,186,280.00	$ 151,920,655.00
	$ 8,892,492.81	$ 992,978.09	$ 6,166,934.19	$ -	$ (18,739,493.30)	$ 23,165,955.00	$ -

Questions?

Budget Update Day 2

General Fund & General Information

Inspiring a Vibrant Community

Fund Balance/Net Position

Government Funds	2025 Revenues	2025 Expenses	Fund Balance 2025	2026 Revenues Budget	2026 Expenses Budget	Projected Fund Balance 2026	2027 Revenues Budget	2027 Expenses Budget	Projected Fund Balance 2027
OPERATING FUND									
General Fund	$ 38,338,896	$ 34,699,670	$ 33,805,855	$ 34,889,965	$ 45,529,865	$ 23,165,955	$ 36,986,295	$ 45,495,415	$ 14,656,835
SPECIAL REVENUE FUNDS									
HURF	$ 3,199,971	$ 3,225,496	$ 4,788,425	$ 9,044,765	$ 13,833,190	$ -			$ -
Transit	$ 3,946,080	$ 3,910,970	$ 741,881	$ 3,422,650	$ 4,164,531	$ -	$ 5,119,090	$ 5,119,090	$ -
Grants	$ 346,064	$ 324,097	$ 1,446,075	$ 1,341,895	$ 1,515,245	$ 1,272,725	$ 4,475,720	$ 5,748,445	$ -
Capital Projects Fund	$ 819,975	$ 420,510	$ 1,889,578	$ 3,481,852	$ 5,371,430	$ -	$ 21,799,300	$ 17,414,500	$ 4,384,800
Debt Service Funds	$ 1,648,149	$ 1,650,173	$ 361,716	$ 1,644,390	$ 2,006,106	$ -			$ -

Proprietary Funds	2025 Revenues	2025 Expenses	Projected Net Position 2025	2026 Revenues Budget	2026 Expenses Budget	Projected Net Position 2026	2027 Revenues Budget	2027 Expenses Budget	Projected Net Position 2027
ENTERPRISE FUNDS									
Water Utilities	$ 8,567,297	$ 6,337,250	$ 27,331,465	$ 9,354,595	$ 11,382,890	$ 25,303,170	$ 9,001,985	$ 26,309,887	$ 7,995,268
Wastewater Utilities	$ 5,644,506	$ 3,563,107	$ 35,432,236	$ 6,558,420	$ 9,690,880	$ 32,299,776	$ 6,068,400	$ 13,870,940	$ 24,497,236
INTERNAL SERVICES						$ -			$ -
Employee Benefit Trust	$ 3,661		$ 73,160	$ 2,000	$ 2,000	$ 73,160	$ 1,800	$ 2,000	$ 72,960
Volunteer Pension Fund	$ -	$ -	$ -	$ -	$ -	$ -	$ -	$ -	$ -

Fund balance represents the difference between a fund's assets and liabilities, showing the financial resources available at the end of a fiscal year. It includes cash and cash equivalents. The latter are assets that can be quickly converted to cash, such as land and property. Any assets that cannot be immediately spent are considered restricted and will be noted in the budget and Annual Comprehensive Financial Report as such.

Fund Balance/Reserves

Inspiring a Vibrant Community

Reserves

GENERAL FUND BUDGETED								
	FY 2020	FY 2021	FY 2022	FY 2023	FY 2024	FY 2025*	FY 2026*	FY 2027est.
Carry-Over (Fund Balance)	4,082,985	5,599,715	11,790,640	18,251,425	23,457,845	33,805,855	23,165,955	14,656,835
Budget Reserve	3,434,090	3,501,010	5,771,120	7,308,240	7,645,450	8,390,365	8,240,065	11,300,930
Budget Reserve - Accumulation	1,000,000	1,000,000	1,000,000	1,000,000	1,000,000	1,000,000	1,000,000	1,000,000
Budget Reserve - General Fund	388,770	356,120	446,300	368,250	382,980	387,695	384,405	367,975
Budget Reserve - Undesignated	43,880	62,520	4,864,945	9,155,570	7,482,930	14,500,577	1,607,342	100,000
Budget Reserve - GF CIP	259,180	-	634,825	803,910	841,000	922,940	906,405	887,930
Budget Reserve-Salary Plan	-	-	600,000	-	650,000			
Budget Reserve - Affordable Housing Fund	-	-	-	-	1,000,000	1,000,000	1,000,000	1,000,000
	5,125,920	4,919,650	13,317,190	18,635,970	19,002,360	26,201,577	13,138,217	14,656,835
Fund Balance Increase(Decrease)	1,042,935	(680,065)	1,526,550	384,545	(4,455,485)	(7,604,278)	(10,027,738)	-

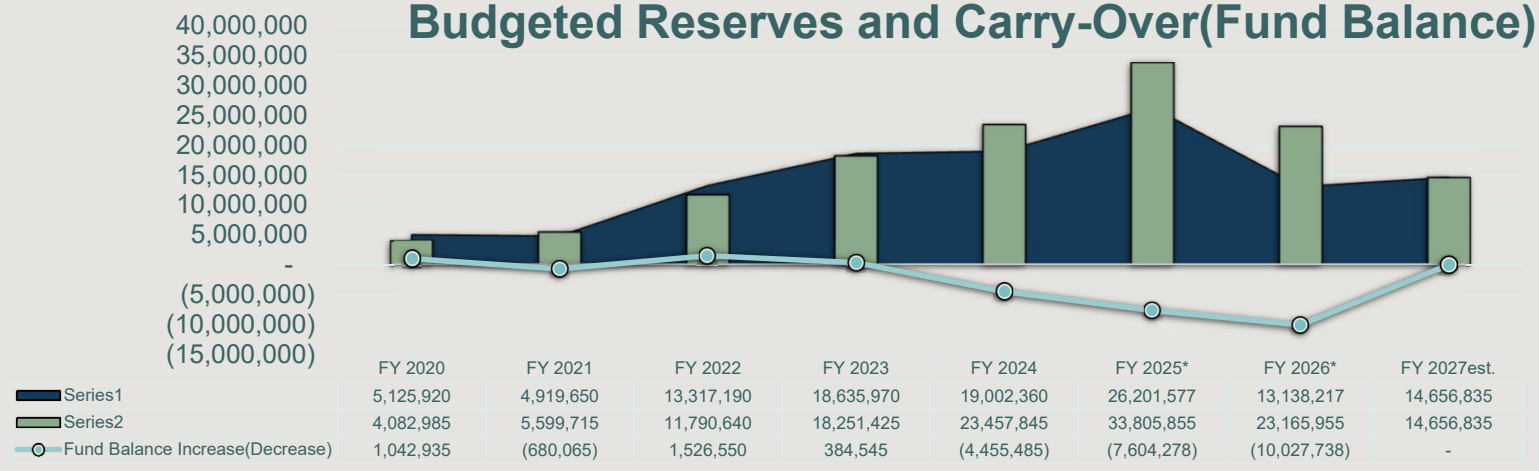

Inspiring a Vibrant Community

Debt Service

Debt	Maturity Date	Fund	Beginning Principal Balance	Principal Balance End of FY 2026	Principal Due in FY 2027	Interest due in FY 2027	Total due by end of FY2027	Principal Balance End of FY 2027
WIFA - 2004 Refinancing	7/1/2030	Water Utilities	11,247,154	3,564,722	739,709	78,424	818,133	2,825,013
WIFA - 2006 Refinancing	7/1/2035	Water Utilities	14,060,000	7,465,265	796,584	127,208	923,793	6,668,681
2015 - Pledge Revenue Bond	7/1/2034		3,244,410	1,932,084	177,072	87,037	264,109	1,755,012
Plus: Amortized Premium		Water/Wastewater Utilities		120,209	13,355			106,854
Purchase Agreements				384,361	35,353		35,353	609,361
	Total Business Type Activities		**$ 28,551,564**	**$ 13,466,641**	**$ 1,762,073**	**$ 292,669**	**$ 2,041,387**	**$ 11,964,921**
2015 - Pledged Revenue Bond	7/1/2034	Debt Service/HURF	8,115,590	4,832,916	442,928	217,714	660,642	4,389,988
Plus: Amortized Premium				270,606	30,068		30,068	240,538
2016 - Pledged Revenue Bond	7/1/2027	Debt Service	12,350,000	2,590,000	1,270,000	103,600	1,373,600	1,320,000
Plus: Amortized Premium				277,175	138,590		138,590	138,585
2021 - Pledged Revenue Bond	7/1/2038	General	20,380,000	17,415,000	1,285,000	390,668	1,675,668	16,130,000
Purchase Agreements				1,510,427	543,979		543,979	1,066,448
	Total Governmental Type Activities		**$ 40,845,590**	**$ 26,896,124**	**$ 3,710,565**	**$ 711,982**	**$ 4,422,547**	**$ 23,285,559**
	Total All Activities		**$ 69,397,154**	**$ 40,362,765**	**$ 5,472,638**	**$ 1,004,651**	**$ 6,463,935**	**$ 35,250,480**

Inspiring a Vibrant Community

Transfers In and Out

Account Name	Account Code	FY23 Actuals	FY 2024 Actual	FY 2025 Actual	FY 2026 Budget	Dept Head Est. FY 06/30/2026	FY 2027
Transfers In and Transfers Out							
Transfers Out	01-0003-0000-900000	$ 1,004,495.13	$ 1,320,438.35	$ 1,066,636.23	$ 1,232,976.00	$ 1,254,230.00	$ 1,332,645.00
Transfers Out	01-0004-0000-900000	$ 138,338.52	$ 58,748.13	$ 70,171.56	$ 73,325.00	$ 73,680.00	$ 76,010.00
Transfers Out	01-0005-0000-900000	$ 89,413.36	$ 311,361.16	$ 42,208.87	$ 269,767.00	$ 222,620.00	$ 184,000.00
Transfers Out	01-0010-0000-900000	$ -	$ 619,886.70	$ 3,448,195.10	$ 10,572,112.00	$ 5,771,465.00	$ 3,444,910.00
Transfers Out	01-0011-0000-900000	$ -	$ -	$ -	$ -	$ -	$ -
Transfers Out	01-0012-0000-900000	$ -	$ 3,000.00	$ -	$ -	$ -	$ -
Transfers Out	01-0015-0000-900000	$ -	$ -	$ -	$ -	$ -	$ -
Transfers Out	01-0020-0000-900000	$ -	$ -	$ -	$ -	$ -	$ -
Transfers Out	01-0030-0000-900000	$ -	$ -	$ -	$ 8,120,277.00	$ 2,876,025.00	$ 1,226,325.00
		$ 1,232,247.01	$ 2,313,434.34	$ 4,627,211.76	$ 20,268,457.00	$ 10,198,020.00	$ 6,263,890.00

Retirements

ARIZONA STATE RETIREMENT SYSTEM
Your investment. Your future. Secure for your lifetime.

Cottonwood's Pension Liability - $ 12,538,395
Arizona State Retirement Liability - $ 15,525,500,918

Az State Retirement									
Fiscal Year	2019	2020	2021	2022	2023	2024	2025	2026	2027
Retirement	11.64%	11.94%	12.04%	12.22%	12.03%	12.14%	12.12%	11.86%	11.87%
LTD	0.16%	0.17%	0.18%	0.19%	0.14%	0.15%	0.15%	0.14%	0.11%
Total %	11.80%	12.11%	12.22%	12.41%	12.17%	12.29%	12.27%	12.00%	11.98%
Annual Cost	$ 981,666.5	$ 1,015,664.6	$ 1,026,813.4	$ 1,041,531.5	$ 1,198,962.2	$ 1,399,901.4	$ 1,422,523.3	$ 1,474,700.0	$ 1,592,670.0

PSPRS
Serving Those Who Serve Others

	Fiscal Year								
	2019	2020	2021	2022	2023	2024	2025	2026	2027
Police - Tier 1									
Employee	7.65%	7.65%	7.65%	7.65%	7.65%	7.65%	7.65%	7.65%	7.65%
Employer	48.21%	48.94%	58.39%	11.64%	9.84%	10.75%	11.85%	17.49%	18.35%
Fire - Tier 1									
Employee	7.65%	7.65%	7.65%	7.65%	7.65%	7.65%	7.65%	7.65%	7.65%
Employer	27.44%	25.93%	27.10%	13.38%	13.34%	13.18%	13.38%	11.30%	11.38%
Annual Cost	$ 1,732,267	$ 1,625,464	$ 1,736,234	$ 520,305	$ 501,952	$ 667,509	$ 610,162	$ 809,430	$ 862,037
DS Payment				$ 702,294	$ 1,109,268	$ 1,311,412	$ 1,470,737	$ 1,675,668	$ 1,571,007

Trust Fund	Assets	Accrued Liability	Unfunded Actuarial Accrued Liability	Funded Ratio
Cottonwood Police	26,362,161	28,844,396	2,482,235	91.4%
Cottonwood Fire	16,918,626	15,821,710	(1,096,916)	106.9%
City of Cottonwood Totals	43,280,787	44,666,106	1,385,319	96.9%

Insurance Rates FY 2026-27

Core Plan			
Employee	Spouse	Children	Family
1,576.00	1,825.00	1,288.00	2,657.00

Core Plan	Employer Cost	Employee Cost Monthly	Employee Cost Bi-Monthly
Employee	1,331.00	245.00	122.50
Spouse	2,517.25	638.75	319.38
Children	2,232.60	386.40	193.20
Family	2,925.20	1,062.80	531.40

HDHP $1700			
Employee	Spouse	Children	Family
1,073.00	1,072.00	706.00	1,642.00

HDHP $1500	Employer Cost	Employee Cost Monthly	Employee Cost Bi-Monthly
Employee	1,073.00	(230.00)	(115.00)
Spouse	1,769.80	375.20	187.60
Children	1,567.20	211.80	105.90
Family	2,058.20	656.80	328.40

Dental

	Employer Cost	Employee Cost Monthly	Employee Cost Bi-monthly
Employee	45.00	-	
Spouse	78.60	14.40	7.20
Children	70.60	6.40	3.20
Family	88.80	29.20	14.60

Co - Pay Plan			
Employee	Spouse	Children	Family
1,462.00	1,597.00	1,100.00	2,370.00

Core Plan	Employer Cost	Employee Cost Monthly	Employee Cost Bi-Monthly
Employee	1,331.00	131.00	65.50
Spouse	2,369.05	558.95	279.48
Children	2,101.00	330.00	165.00
Family	2,753.00	948.00	474.00

HDHP $2500			
Employee	Spouse	Children	Family
967.00	961.00	634.00	1,475.00

HDHP $2500	Employer Cost	Employee Cost Monthly	Employee Cost Bi-Monthly* Max IRS Contribution is $4300 Annually
Employee	967.00	(290.00)	(145.00)
Spouse	1,591.65	336.35	168.18
Children	1,410.80	190.20	95.10
Family	1,852.00	590.00	295.00

Vision Insurance

Vision	Employer Cost	Employee Cost Monthly	Employee Bi-Monthly
Employee	-	7.54	3.77
Spouse	-	15.07	7.54
Children	-	16.12	8.06
Family	-	25.77	12.30

PPO 1200			
Employee	Spouse	Children	Family
1,331.00	1,330.00	879.00	2,031.00

Core Plan	Employer Cost	Employee Cost Monthly	Employee Cost Bi-Monthly
Employee	1,331.00	-	-
Spouse	2,195.50	465.50	232.75
Children	1,946.30	263.70	131.85
Family	2,549.60	812.40	406.20

HDHP $5000			
Employee	Spouse	Children	Family
807.00	803.00	530.00	1,229.00

HDHP $1500	Employer Cost	Employee Cost Monthly	Employee Cost Bi-Monthly* Max IRS Contribution is $4300 Annually
Employee	807.00	(350.00)	(175.00)
Spouse	1,328.95	281.05	140.53
Children	1,178.00	159.00	79.50
Family	1,544.40	491.60	245.80

Increase 12%

	2021-22 Actual	2022-23 Actual	2023-24 Actual	2024-25 Actual	2025-26 Budget	2025-26 Department Head Estimate	2026-27 Budget
Health/Life Insurance	$2,884,871	$3,128,788	$3,660,733	$3,733,699	$4,832,348	$4,185,135	$5,056,211

Employee Compensation

	2021-22 Actual	2022-23 Actual	2023-24 Actual	2024-25 Actual	2025-26 Budget	2025-26 Department Head Estimate	2026-27 Budget
General Fund	14,617,692	16,125,682	17,742,680	18,744,621	21,929,771	20,196,950	22,514,162
Transit Fund	1,247,609	1,578,551	1,745,288	1,881,619	2,024,808	2,036,630	2,072,319
Library Fund	591,111	622,640	740,888	550,915	557,107	590,470	609,775
Highway User Revenue Fund	438,995	545,050	623,915	600,645	632,126	672,330	674,765
Airport Fund	111,913	143,288	194,330	98,137	232,642	183,880	207,210
Special Revenue Fund	2,389,628	2,889,528	3,304,421	3,131,316	3,446,683	3,483,310	3,564,069
Water System Fund	1,953,996	2,172,144	2,469,811	2,273,847	3,132,927	2,629,550	3,241,431
Wastewater System Fund	861,162	891,003	1,160,348	1,200,051	1,413,667	1,365,505	1,456,520
Enterprise Fund	2,815,158	3,063,147	3,630,159	3,473,898	4,546,594	3,995,055	4,697,951
Fiduciary Funds	1,800	1,650	305,797	0	0	0	0
Total	19,824,278	22,080,008	24,983,057	25,349,835	29,923,048	27,675,315	30,776,182

Inspiring a Vibrant Community

FY 2027 - REQUESTED NEW FULL-TIME POSITIONS

NOTE: $$ AMOUNTS ARE BASED ON SALARY RANGES OF FY 2025-2026

Department	Job Title	Requested Range	Range Parameters			Est. Salary (min. +15%)	Est. Benefits	Est. Annual Costs for 2027
			min	mid	max			
Clerk's Office	Records Manager/Clerk Specialist	23	53,997.62	67,497.03	80,996.43	62,097.26	24,838.91	86,936.17
Transit	Dispatcher	17	40,293.86	50,367.32	60,440.78	46,337.93	18,535.17	64,873.11
Transit	Maintenance Technician - requested range: 24-25	24	56,697.50	70,871.88	85,046.25	65,202.13	26,080.85	91,282.98
Transit	Driver	17	40,293.86	50,367.32	60,440.78	46,337.93	18,535.17	64,873.11
Transit	Driver	17	40,293.86	50,367.32	60,440.78	46,337.93	18,535.17	64,873.11
Police	Traffic Enforcement Officer (GOHS funded)	17	40,293.86	50,367.32	60,440.78	42,308.55	16,923.42	59,231.97
Police	Applications Administrator	16	38,375.10	47,968.88	57,562.65	40,293.86	16,117.54	56,411.40
Police	Police Officer (Overfill)	15	36,547.72	45,684.64	54,821.57	38,375.10	15,350.04	53,725.14
Fire & Medical	Battalion Chief	32	83,768.03	104,710.04	125,652.05	87,956.43	35,182.57	123,139.01
Court	Security Officer I - Fulltime	18	42,308.55	52,885.69	63,462.82	55,120.00	22,048.00	77,168.00
					Total	530,367.14	212,146.86	742,513.99

FY 2027 - REQUESTED NEW PART-TIME POSITIONS

Department	Job Title	Requested Range	Range Parameters			Est. Salary (min. + 5%)	Est. Benefits	Est. Annual Costs for 2027
			min	mid	max			
Human Resources	Intern 29 hrs HE	58*$20/hr	#N/A	#N/A	#N/A	30,160.00	6,032.00	36,192.00
Human Resources	Intern HS	$15.35/hr	#N/A	#N/A	#N/A	7,982.00	610.62	8,592.62
Human Resources	Intern HS	$15.35/hr	#N/A	#N/A	#N/A	7,982.00	610.62	8,592.62
					Total	46,124.00	7,253.25	53,377.25

FY 2027 - REQUESTED FULL-TIME & PART-TIME POSITION RECLASSIFICATIONS

Department	Job Title (incl. title change if applicable)	Current Range	Requested Range	Current Salary	New Min.	Salary Increase	Est. Increased Benefits	Est. Annual Increased Costs for 2027
Airport - FT	Operations Maint. Spec.(FT) to Operations Coordinator (FT)	17	20	52,499.20	46,645.18	57,749.12	23,099.65	80,848.77
Court - PT	Court Clerk I (PT) to Court Clerk II (PT)	$21.10	25.50	20,846.80	25,194.00	4,347.20	1,738.88	6,086.08
Court - PT	Security Officer I (PT) to Security Office II (PT)	$23.35	26.50	23,069.80	26,182.00	3,112.20	1,244.88	4,357.08
Water - FT	Arsenic Treatment Spec II (FT) to Equipment Operator I (FT)	22	20	64,282.88	46,645.18	(17,637.71)	(7,055.08)	(24,692.79)
					Total	47,570.81	19,028.33	66,599.14

New Employees Added

FY 2027 PROPOSED NEW FULL TIME POSITIONS BUDGETED								
Department	Job Title	Requested Range	Range Parameters			Est. Salary (min. + 5%)	Est. Benefits	Est. Annual Costs for 2027
			min	mid	max			
Transit	*Dispatcher - October -if grant funded*	17	40,293.86	50,367.32	60,440.78	46,337.93	23,168.97	69,506.90
Transit	*Maintenance Technician - October if grant funded*	24	56,697.50	70,871.88	85,046.25	65,202.13	32,601.06	97,803.19
Transit	*Driver - October if grant funded*	17	40,293.86	50,367.32	60,440.78	46,337.93	23,168.97	69,506.90
Transit	*Driver - October if grant funded*	17	40,293.86	50,367.32	60,440.78	46,337.93	23,168.97	69,506.90
Police	*Traffic Enforcement Officer (GOHS funded) - if grant funded*	25	59,532.38	74,415.47	89,298.57	62,509.00	31,254.50	93,763.49
Court	Security Officer I - Fulltime	19	44,423.98	55,529.97	66,635.96	55,120.00	27,560.00	82,680.00
					Total	321,844.93	160,922.46	482,767.39

FY 2027 - PROPOSED FULL-TIME & PART-TIME POSITION RECLASSIFICATIONS								
Department	Job Title (incl. title change if applicable)	Current Range	Requested Range	Current Minimum	New Min	Salary Increase	Est. Increase Benefits	Est. Annual Costs for 2026
Airport - FT	Operations Maint. Spec.(FT) to Operations Coordinator (FT)	17	20	40,293.86	46,645.18	5,249.92	2,099.97	7,349.89
Water - FT	Arsenic Treatment Spec II (FT) to Equipment Operator I (FT)	22	20	64,282.88	46,645.18	-	-	-
Court - PT	Court Clerk I (PT) to Court Clerk II (PT)	21.1	25.50	20,846.80	25,194.00	4,347.20	1,738.88	6,086.08
					Total	9,597.12	3,838.85	13,435.97

FY 2027 - PROPOSED NEW PART-TIME POSITIONS								
Department	Job Title	Requested Range	Range Parameters			Est. Salary (min. + 5%)	Est. Benefits	Est. Annual Costs for 2027
			min	mid	max			
Human Resources	Intern 29 hrs HE	58*$20HR*26	#N/A	#N/A	#N/A	30,160.00	6,032.00	36,192.00
					Total	30,160.00	6,032.00	36,192.00
						Total Amount for All Full-time Positions & Reclassifications - Requested		862,490.38
						Total Amount for All Full-time Positions, Reclassifications and Part-time Personnel Requested - Unbudgeted		330,095.02
						FY 2027 - Total Amount for All FT, Reclassifications & PT Personnel - Proposed		532,395.36

History of Employee Compensation

History of COLA/Merit								
Fiscal	Merit	Cost of Living Adjustment	Longevity Pay Or One Time Payments	Total % Increase	# of Employees	Social Security - COLA	Total Personnel Cost Budgeted for all funds with ERE's and part-time staff	Cost Per Employee w/benefits
2022	0.00%	4.00%		**4.00%**	220.80	8.7	$ 19,824,278.00	$ 89,783.87
2023	0.00%	Raise Range 3% - COLA 6%	5yrs 2%, 10 yrs 3%, 15+yrs 4% - Max of Range 2% lump sum	**10.0%**	230.80	3.2	$ 22,080,057.00	$ 95,667.49
2024	4.00%	4.00%		**8.00%**	237.80	3.2	$ 24,983,057.00	$ 105,059.11
2025	$1 dollar or $2080 a Year	3.20%		**3.20%**	244.80	2.5	$ 25,349,834.00	$ 103,553.24
2026	$1 dollar or $2080 a Year	2.50%		**2.50%**	248.80	2.8	$ 27,675,315.00	$ 111,235.19
2027	$1 dollar or $2080 a Year	0.00%	Comp Study Implementation with Longevity Pay	**2.00%**	253.80		$ 30,776,182.00	$ 121,261.55

Inspiring a Vibrant Community

TPT - Sales Tax

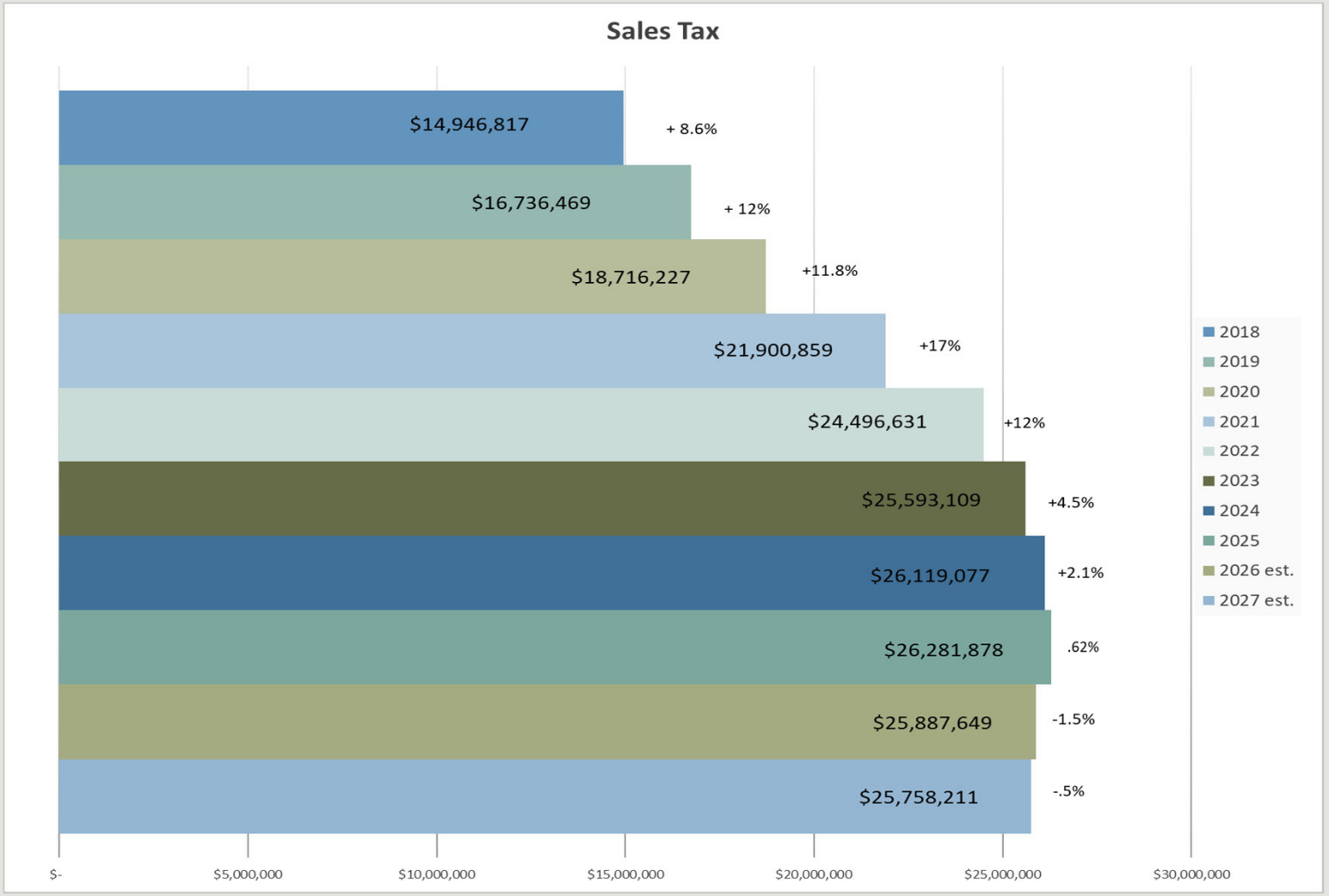

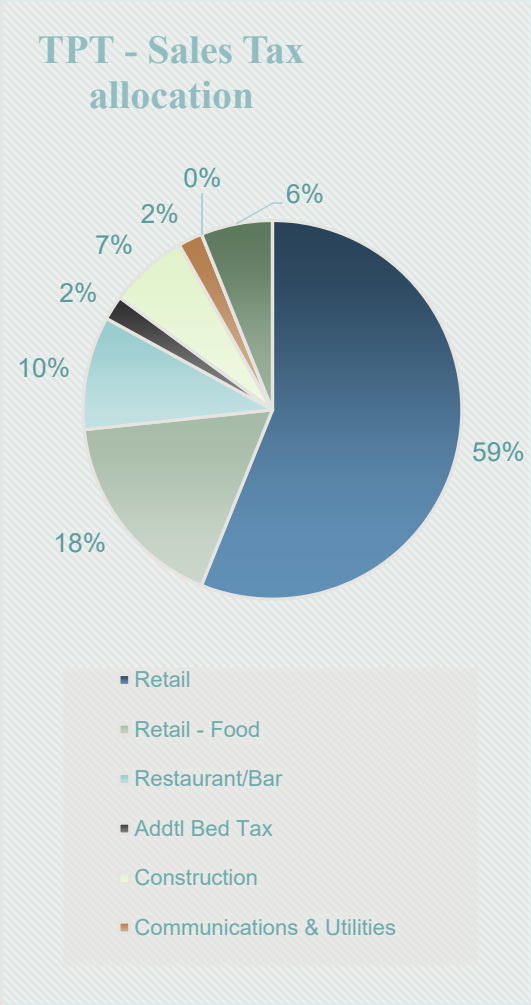

Sales Tax Revenues

Month	Retail	Retail - Food for Home Consumption	Restaurant & Bar	Additional Hotel/Motel	Construction	Communications & Utilities	Residential Rental Leasing/ Licensing	Amusement & Others	Fiscal Year Total
Jul-24	1,207,504	368,529	215,291	47,850	96,465	48,008	71,230	133,272	2,188,150
Aug-24	1,133,066	383,669	179,182	40,067	181,133	62,655	61,404	107,188	2,148,364
Sep-24	1,128,304	367,840	184,603	36,987	230,604	39,458	63,652	113,088	2,164,538
Oct-24	1,101,329	364,861	226,773	49,703	162,747	58,256	76,369	107,848	2,147,886
Nov-24	1,184,087	405,331	199,456	70,394	141,816	47,598	70,589	104,251	2,223,521
Dec-24	1,181,325	390,434	230,882	46,018	125,857	42,494	85,587	130,921	2,233,518
Jan-25	1,280,708	504,898	203,371	53,691	217,638	42,351	96,772	107,627	2,507,057
Feb-25	1,101,985	391,425	190,173	46,388	137,021	47,759	748	132,271	2,047,771
Mar-25	1,091,423	364,959	211,830	52,452	43,100	43,541	9,521	94,656	1,911,481
	$ 10,409,733	$ 3,176,988	$ 1,629,730	$ 391,100	$ 1,293,282	$ 388,578	$ 526,352	$ 936,465	$ 17,660,806
Jul-25	1,223,183	349,565	205,490	44,665	136,905	47,413	-	120,160	2,127,379
Aug-25	1,161,915	371,579	211,168	34,021	93,756	54,219	-	109,605	2,036,264
Sep-25	1,104,363	352,140	209,956	47,623	145,382	52,272	-	162,787	2,074,523
Oct-25	1,090,030	372,691	207,616	47,666	327,529	53,571	-	153,501	2,252,603
Nov-25	1,182,561	415,112	235,725	72,314	162,043	47,079	-	253,319	2,368,151
Dec-25	1,132,777	397,729	258,994	56,483	160,133	37,710	-	106,633	2,150,458
Jan-26	1,368,173	545,768	242,691	52,953	156,799	49,256	-	113,634	2,529,274
Feb-26	1,105,672	387,395	222,944	32,132	61,631	46,323		112,328	1,968,426
Mar-26	1,038,441	386,332	231,989	68,231	226,581	43,763		95,150	2,090,486
	$ 10,407,113	$ 3,191,979	$ 1,794,584	$ 387,855	$ 1,244,178	$ 387,843	$ -	$ 1,131,967	$ 17,507,078
	Current Month Comparison Same Month Last year								
March	(52,983)	21,373	20,159	15,779	183,480	222	(9,521)	494	179,005
% Change	-4%	4%	8%	35%	129%	1%	-11%	0%	8%
	Year to Date vs. Year to date last year								
Year	(2,620)	14,991	164,854	(3,244)	(49,104)	(736)	(526,352)	195,502	(153,728)
% Change	0%	0%	10%	-1%	-4%	0%	-100%	21%	-0.9%

State Shared Revenues

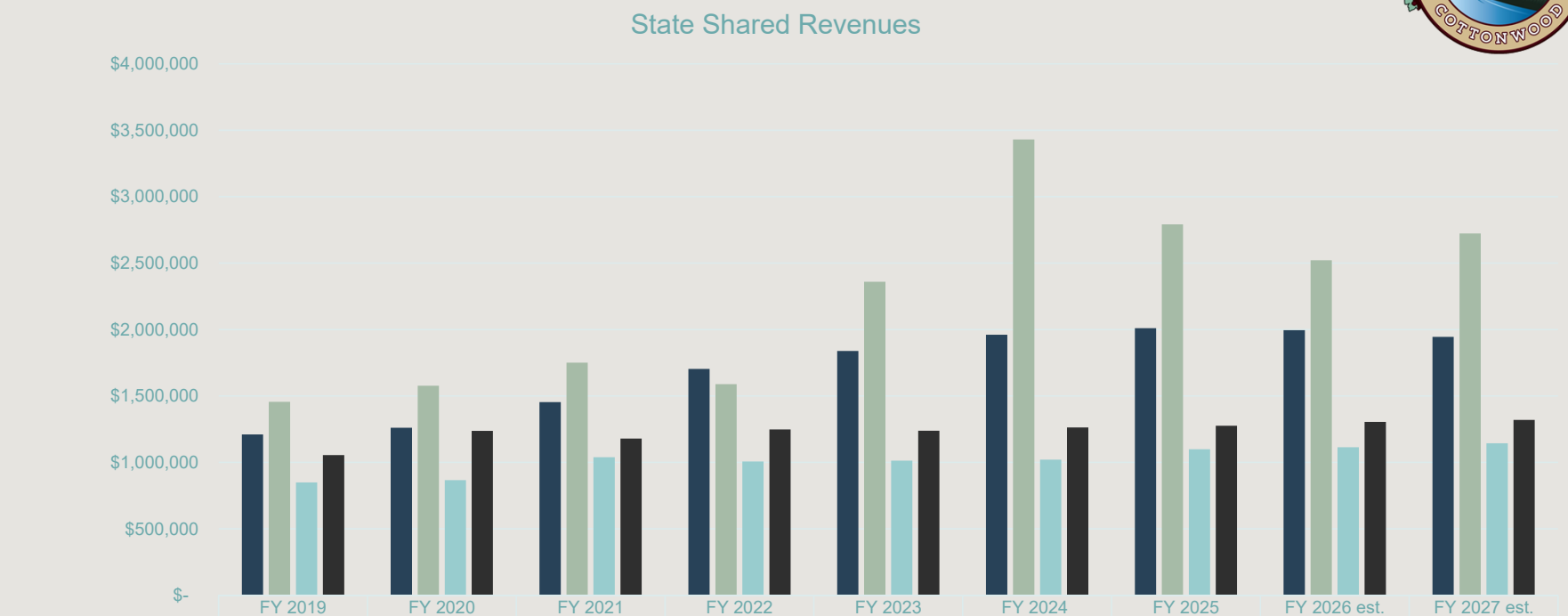

	FY 2019	FY 2020	FY 2021	FY 2022	FY 2023	FY 2024	FY 2025	FY 2026 est.	FY 2027 est.
State Shared Sales Tax	$1,210,830	$1,260,498	$1,453,612	$1,704,031	$1,838,893	$1,961,470	$2,010,701	$1,995,000	$1,945,025
Urban Revenue Sharing	$1,455,984	$1,577,507	$1,751,125	$1,588,475	$2,359,887	$3,429,785	$2,791,841	$2,522,030	$2,723,350
M.V. Lieu	$848,579	$866,283	$1,039,271	$1,006,423	$1,013,079	$1,020,640	$1,098,949	$1,114,400	$1,143,665
HURF	$1,054,486	$1,236,881	$1,179,785	$1,247,977	$1,238,604	$1,263,182	$1,275,401	$1,304,285	$1,320,000

Inspiring a Vibrant Community

Other Revenues – General Fund

General Fund	2021-22 Actual	2022-23 Actual	2023-24 Actual	2024-25 Actual	2025-26 Budget	2025-26 Department Head Estimate	2026-27 Budget
Intergovernmental	5,307,630	5,723,192	6,977,887	6,517,137	7,897,464	6,238,505	8,466,115
Charges for Services	3,549,374	3,553,122	3,553,539	3,555,362	3,554,954	3,554,954	3,554,954
Franchise & Utility Tax	812,524	858,477	880,228	940,235	926,145	924,145	944,085
Interest Income	-35,617	805,012	1,291,589	1,209,846	800,000	825,000	625,000
Fees Licenses & Permits	638,962	415,554	820,983	699,629	510,000	1,035,150	810,000
Other Non-Operating Revenue	265,361	920,950	2,349,623	266,947	610,000	123,700	362,000
Fines & Forfeitures	203,216	179,265	116,293	125,419	135,100	135,600	135,150
Chrgs for Srvcs-Facility Renta	76,855	78,406	83,361	63,315	65,600	67,200	67,200
Other Operating Revenues	48,906	80,114	61,039	111,753	46,440	61,000	55,000
Total General Fund	10,867,211	12,614,092	16,134,542	13,489,643	14,545,703	12,965,254	15,019,504

Other Revenues

Special Revenue Funds	2021-22 Actual	2022-23 Actual	2023-24 Actual	2024-25 Actual	2025-26 Budget	2025-26 Department Head Estimate	2026-27 Budget
Transfers In	8,519,531	1,232,247	2,516,132	4,627,212	20,268,457	10,198,020	6,263,890
Intergovernmental	3,886,199	3,511,189	4,483,685	5,140,279	8,294,150	6,047,830	10,313,455
Sales & Use Taxes	4,248,441	4,491,994	4,471,248	4,447,179	3,798,265	4,114,245	4,124,860
Other Non-Operating Revenue	158	71,329	54,968	4,650	0	116,995	20,071,000
Charges for Services	346,557	396,994	380,297	370,388	391,700	343,530	362,400
Other Operating Revenues	155,899	20,668	86,503	14,777	1,499,460	112,265	10,500
Chrgs for Srvcs-Facility Renta	148,724	178,228	189,801	171,385	194,400	191,365	191,225
Interest Income	-11,069	116,796	245,122	291,719	107,000	49,350	26,550
Fees Licenses & Permits	3,458	1,635	2,055	616	550	500	500
Total Special Revenue Funds	17,297,898	10,021,080	12,429,810	15,068,204	34,553,982	21,174,100	41,364,380

Enterprise Fund	2021-22 Actual	2022-23 Actual	2023-24 Actual	2024-25 Actual	2025-26 Budget	2025-26 Department Head Estimate	2026-27 Budget
Charges for Services	12,867,627	13,074,412	13,524,051	13,810,988	13,827,410	14,175,440	13,764,050
Interest Income	-93,628	847,512	1,967,201	1,968,765	1,004,500	576,000	536,000
Other Non-Operating Revenue	327,045	279,684	-6,068,701	273,263	8,826,000	1,146,470	755,230
Intergovernmental	4,092,258	0	0	0	0	0	0
Chrgs for Srvcs-Facility Renta	11,135	13,313	14,901	12,883	12,110	12,105	12,105
Other Operating Revenues	1,775	6,739	7,836	53,076	5,000	3,000	3,000
Total Enterprise Funds	17,206,212	14,221,661	9,445,287	16,118,976	23,675,020	15,913,015	15,070,385

Fiduciary Funds	2021-22 Actual	2022-23 Actual	2023-24 Actual	2024-25 Actual	2025-26 Budget	2025-26 Department Head Estimate	2026-27 Budget
Interest Income	-61,754	51,368	46,105	3,660	500	2,000	1,800
Total Fiduciary Funds	-61,754	51,368	46,105	3,660	500	2,000	1,800

Budgeted Grants

	FY 2026 Budgeted	FY 2026 Received	FY 2027 Budgeted
Revenues			
ADOT - Transit	2,795,575	2,346,725	3,390,710
Police Department	796,500	199,350	1,787,200
Police Department - SRO	242,445	213,875	110,000
Police Department - Pant	-	-	-
Animal Control	50,000	-	60,000
Fire Department	256,500		378,000
IT Department	446,000	-	-
Library	72,000		-
Community Development	26,000	12,000	43,335
Airport Grants	2,509,775	1,042,085	2,768,255
WIFA - Library Drainage	308,545	299,810	-
Build Grant			2,107,465
Yavapai County - Flood Control	400,000	210,000	200,000
Streets - ADOT Sidewalk	1,488,460	1,488,460	-
State Appropriation - Main Street		1,000,000	-
Revenues	9,391,800	5,812,305	10,844,965
Expenses			
ADOT - Transit	3,875,635	3,646,000	5,119,090
Police Department	862,445	413,225	1,897,200
Animal Control			60,000
Fire Department	256,500	-	378,000
IT Department	595,000	500,000	-
Library	102,000	-	
Community Development	43,335	20,000	43,335
Airport Grants	2,554,045	1,120,945	3,640,980
WIFA - Library Drainage	439,290	394,300	-
Build Grant			2,107,465
Yavapai County - Flood Control	400,000	210,000	-
Streets - ADOT Sidewalk	1,578,435		-
Total Expenses	10,706,685	6,304,470	13,246,070
City Matching	(1,314,885)	(492,165)	(2,401,105)

General Fund

Account Name	FY23 Actuals	FY 2024 Actual	FY 2025 Actual	FY 2026 Budget	FY 2026 Actual to Date	Dept Head Est. FY 06/30/2026	FY 2027
Revenues	**$ 33,658,304**	**$ 38,266,733**	**$ 38,116,207**	**$ 72,038,475**	**$ 22,420,973**	**$ 68,695,820**	**$ 60,152,250**
City Council	$ 282,547	$ 389,266	$ 464,651	$ 13,673,397	$ 354,718	$ 1,186,930	$ 15,031,757
City Clerk	$ 297,738	$ 244,453	$ 285,954	$ 292,053	$ 196,506	$ 304,020	$ 314,431
Administration	$ 542,312	$ 692,995	$ 712,468	$ 1,035,347	$ 507,411	$ 706,675	$ 1,090,285
Finance	$ 626,760	$ 1,046,824	$ 917,931	$ 1,062,695	$ 636,078	$ 933,005	$ 1,130,114
Human Resources	$ 522,507	$ 476,097	$ 534,747	$ 801,454	$ 425,129	$ 644,245	$ 683,783
IT	$ 1,357,873	$ 1,897,822	$ 1,854,756	$ 2,977,928	$ 1,432,485	$ 2,577,250	$ 2,191,046
Purchasing	$ 190,529	$ -	$ -	$ -	$ -	$ -	$ -
Legal Department	$ 567,105	$ 571,582	$ 454,018	$ 791,029	$ 349,312	$ 517,950	$ 518,030
Court	$ 660,092	$ 722,352	$ 760,662	$ 822,654	$ 544,056	$ 821,075	$ 1,061,702
Community Developmen	$ 1,055,185	$ 1,218,261	$ 1,219,867	$ 1,641,236	$ 987,646	$ 1,421,985	$ 1,723,215
Engineering	$ 624,039	$ 533,574	$ 490,310	$ 722,731	$ 391,543	$ 579,630	$ 708,674
Public Works	$ 139,967	$ 207,245	$ 275,308	$ 408,293	$ 215,413	$ 371,270	$ 355,950
Transfer Station	$ 1,109	$ 941	$ 575	$ -	$ 73	$ -	$ -
Maintenance	$ 987,677	$ 1,052,864	$ 1,127,113	$ 1,421,343	$ 771,817	$ 1,134,450	$ 1,433,979
Non-Departmental	$ 1,089,750	$ 1,269,491	$ 1,298,783	$ 1,619,685	$ 1,452,323	$ 1,731,675	$ 2,125,015
Police	$ 7,170,118	$ 9,581,454	$ 8,308,944	$ 9,963,104	$ 6,140,711	$ 9,514,665	$ 11,515,836
Communications	$ 1,862,214	$ 2,125,910	$ 2,271,477	$ 2,797,478	$ 1,752,083	$ 2,411,200	$ 2,899,618
Fire	$ 4,106,777	$ 5,334,740	$ 5,041,883	$ 6,075,411	$ 3,965,439	$ 5,649,010	$ 5,849,867
Animal Control	$ 253,097	$ 236,509	$ 286,335	$ 318,303	$ 183,636	$ 266,155	$ 348,112
Parks & Recreation	$ 603,480	$ 699,275	$ 808,613	$ 1,721,288	$ 845,111	$ 1,214,430	$ 1,759,560
Recreation Center	$ 1,444,944	$ 1,814,389	$ 1,560,839	$ 2,140,923	$ 1,493,741	$ 2,190,135	$ 1,962,989
Outdoor Pool	$ 148,289	$ 202,238	$ 148,025	$ 201,560	$ 137,497	$ 215,260	$ 199,110
Youth Center	$ 86,163	$ 122,504	$ 177,469	$ 216,227	$ 107,984	$ 184,830	$ 194,988
Economic Development	$ 507,218	$ 603,522	$ 682,527	$ 805,879	$ 538,226	$ 710,900	$ 709,799
Housing	$ 64,944	$ 163,053	$ 162,750	$ 260,000	$ 43,348	$ 45,100	$ 80,500
Transfers Out	$ 1,232,247	$ 2,313,434	$ 4,627,212	$ 20,268,457	$ 788,034	$ 10,198,020	$ 6,263,890
	$ 26,424,681	$ 33,520,794	$ 34,473,216	$ 72,038,475	$ 24,260,318	$ 45,529,865	$ 60,152,250
	$ 7,233,623	$ 4,745,939	$ 3,642,991	$ -	$ (1,839,346)	$ 23,165,955	$ -

Authorized Positions						
Job Classifications	2022	2023	2024	2025	2026	2027
City Council	7.00	7.00	7.00	7.00	7.00	7.00
Administration Department	3.50	4.50	4.50	5.50	5.50	5.50
City Clerk's Office	2.00	2.00	2.00	2.00	2.00	2.00
Economic Development	1.75	1.50	1.50	2.50	2.50	2.50
Finance & Purchasing Department	4.50	5.50	5.50	5.50	5.50	5.50
Human Resources Department	2.50	3.50	3.50	4.50	4.50	4.50
IT Services	7.00	7.00	7.00	8.00	8.00	8.00
Legal Department	1.00	1.00	1.00	1.00	1.00	0.00
Natural Resources	0.00	0.00	0.00	0.00	0.00	0.00
Municipal Court	4.80	4.80	4.80	4.80	4.80	5.80
Community Development	8.00	9.00	10.00	10.00	10.00	10.00
Engineering Services Department	3.00	4.00	4.00	4.00	5.00	5.00
Public Works	3.00	1.50	2.50	2.50	2.50	2.50
Parks & Bldg Maintenance Dept	9.00	9.00	9.00	10.00	10.00	10.00
Parks & Recreation, Recreation Cente	6.75	10.75	11.00	11.00	11.00	11.00
Police Department	43.00	44.00	45.00	45.00	46.00	47.00
Communications Division	21.00	21.00	21.00	22.00	23.00	23.00
Animal Control/Ordinance Enforceme	2.00	2.00	2.00	2.00	2.00	2.00
Fire & Medical Services Department	28.00	28.00	29.00	30.00	30.00	30.00
General Fund Totals	150.80	159.05	163.30	170.30	173.30	174.30

FY 2027 Changes

City Attorney
Deputy City Manager
Court Security Guard
Grant Funded – Police Officer for Traffic Enforcement

Personnel Services	2021-22 Actual	2022-23 Actual	2023-24 Actual	2024-25 Actual	2025-26 Budget	2025-26 Department Head Estimate	2026-27 Budget
Administration	534,381	509,008	580,814	673,874	936,232	625,430	773,550
City Council	49,044	47,857	47,750	45,136	51,095	42,730	51,095
Clerks Office	237,551	253,881	181,825	199,912	210,548	218,140	225,768
Community Development	661,786	817,833	905,258	928,606	1,031,436	911,430	1,074,695
Engineering	307,991	419,519	473,012	415,689	577,667	498,970	586,224
Finance Department	353,176	366,037	678,667	700,664	732,465	644,210	836,874
Human Resources	200,032	266,642	359,550	367,463	520,645	436,060	488,218
It Services	636,595	432,149	528,356	745,129	1,033,783	869,770	1,055,601
Legal	252,227	326,858	156,236	0	268,959	0	0
Maintenance	527,090	607,545	652,165	769,551	978,713	790,280	971,829
Municipal Court	398,404	534,008	575,597	580,265	597,329	588,440	705,387
Public Works	121,787	122,858	139,672	257,769	312,593	280,240	332,150
Purchasing Department	115,702	181,739	0	0	0	0	0
General Government	4,395,766	4,885,934	5,278,902	5,684,058	7,251,465	5,905,700	7,101,391
Police Department	4,348,042	4,890,232	5,384,839	5,503,304	6,237,789	6,355,765	6,682,851
Communications	1,621,927	1,742,616	1,976,167	2,112,411	2,576,593	2,246,720	2,715,075
Animal Control	166,561	188,318	159,386	176,600	180,323	187,945	197,292
Fire Department	2,939,178	3,096,839	3,417,854	3,606,468	3,872,051	3,693,410	4,022,332
Public Safety	9,075,708	9,918,005	10,938,246	11,398,783	12,866,756	12,483,840	13,617,550
Recreation Center	720,522	881,621	991,516	1,007,396	1,002,448	1,091,040	1,099,859
Parks And Recreation	163,628	168,777	198,875	263,616	299,359	306,750	321,275
Youth Center	62,411	56,495	86,915	143,077	147,374	148,280	152,618
City Pool	46,681	48,121	59,058	47,425	68,040	55,970	59,600
Culture & Recreation	993,242	1,155,014	1,336,364	1,461,514	1,517,221	1,602,040	1,633,352
Economic Development	152,976	166,729	189,167	200,264	294,329	205,370	161,869
Economic Development	152,976	166,729	189,167	200,264	294,329	205,370	161,869
	14,617,692	16,125,682	17,742,680	18,744,621	21,929,771	20,196,950	22,514,162

General Fund Personnel Costs

Inspiring a Vibrant Community

Capital

Summary Budget		
	Request	Budget
Clerk - 01-1010	$ 76,235.00	$ -
IT -01-1220	$ 199,490.00	$ 199,490.00
Court -01-1310 - Court Enhan	$ 147,000.00	$ 147,000.00
CD-1400	$ 193,335.00	$ 193,335.00
Eng - 1410	$ 50,000.00	$ 50,000.00
Maint - 1610	$ 228,000.00	$ 228,000.00
PD - 2000	$ 2,299,025.00	$ 2,299,025.00
Comm - 2010	$ 15,000.00	$ 15,000.00
AC - 2200	$ 60,000.00	$ 60,000.00
FD - 2100	$ 1,745,000.00	$ 720,000.00
P&R - 4100	$ 2,303,000.00	$ 840,000.00
Rec - 4110	$ 260,000.00	$ 260,000.00
General Fund	$ 7,576,085.00	$ 5,011,850.00

Inspiring a Vibrant Community

Proposal	Description	FY 2027 Requested	FY 2027 Budgeted
General Fund			
1010 - SWAGIT Audio & Video Recording Software & Management	Council Filming and agenda Management	$ 76,235	
1220 - IT - Police Department - Mobile Digital Communicator (MDC) Replacements		$ 45,000	$ 45,000
1220 - IT - Replace Network Switches		$ 36,000	$ 36,000
1220 - IT - Server Refresh: Lease & Maintenance		$ 110,290	$ 110,290
1220 - IT Department - Printers		$ 8,200	$ 8,200
1310 - Municipal Court Building - Painting, Security and AV Upgrades, and Recordir	Building Maintenance (Exterior & Interior Painting	$ 147,000	$ 147,000
1400 - Community Development - Architectural Services SB1529 Plans		$ 100,000	$ 100,000
1400 - Community Development - Historic Preservation Grant Funding		$ 43,335	$ 43,335
1400 - Community Development - Enterprise Vehicle Replace Old	Enterprise Leasing - Engineering - Vehicle Replacer	$ 50,000	$ 50,000
1410 - Engineering - Vehicle Replacement Enterprise Lease Truck [New Project]	Enterprise Leasing - Engineering - Vehicle Replacer	$ 50,000	$ 50,000
1610 - Maintenance - 1-Ton Dump Truck		$ 80,000	$ 80,000
1610 - Maintenance - Elastomeric sprayer	Elastomeric Sprayer	$ 9,000	$ 9,000
1610 - Maintenance - New Vehicle (Truck) Enterprise 2025	Maintenance - New Vehicle - Enterprise	$ 65,000	$ 65,000
1610 - Maintenance - Rough cut pest protection	Pest protection: window replacement and building	$ 60,000	$ 60,000
1610 - Maintenance - Side by side replacement	Replace old side by side that requires a lot of repai	$ 14,000	$ 14,000
2000 - Police Department - Carryover - Enterprise Lease Vehicle	FY 2026 1 Vehicle, Fy 2029 1/2 fleet replacement, FY	$ 172,000	$ 172,000
2000 - Police Department - Carryover -Bathroom Remodels		$ 140,000	$ 140,000
2000 - Police Department - Crisis Negotiations Throw Phone System		$ 45,000	$ 45,000
2000 - Police Department - Pistol Mounted Optics & Duty Handgun Replacement		$ 85,000	$ 85,000
2000 - Police Department - Various Grants		$ 1,857,025	$ 1,857,025
2010 - Communications - Update the Flooring (Carryover)		$ 15,000	$ 15,000
2200 - Animal Control Grant - Spay/Neuter Grant & Equipment	Spay/Neuter Grant & Equipment	$ 60,000	$ 60,000
2100 - Cardiac Monitors	Cardiac monitor replacement is currently needed d	$ 70,000	$ 70,000
2100 - CoC/FD Emergency Operations Center Updates/Upgrades	Continued description from the original request.	$ 12,000	$ 12,000
2100 - E411 Upgrade	E411 needs to be repurposed for operations as a "La	$ 45,000	$ 45,000
2100 - FD Drone Program	The FD needs to establish an effective drone progra	$ 25,000	$ -
2100 - FD Security for Senior Admin Area	Need to provide a safe and secure area for the Seni	$ 75,000	$ 25,000
2100 - FD St. 41 Facilities Update	Renovations and updates for Fire Station 41, 191 S.	$ 50,000	$ 50,000
2100 - FD Strategic Plan Development	We are currently completing the Standards of Cove	$ 150,000	$ -
2100 - New Type 1 Engine	New Type 1 Engine will be necessary for the buildir	$ 300,000	$ -
2100 - SCBA Replacement	Required replacement of current operational SCBA	$ 140,000	$ 140,000
2100 - Type 3 Engine	Currently CFD has an outdated and semi-operation	$ 250,000	$ -
2100 - Type 6 Engine - Brush Truck	The current Type 6 engine, (brush truck), is 10 years	$ 250,000	$ -
2100 - Various Grant Expenditures	Various Grant Expenditures	$ 262,000	$ 262,000
2100 - FD WINS Radios	Fire Dept. WINS Radio System, (hand-held, mobile	$ 116,000	$ 116,000

Proposal	Description	FY 2027 Requested	FY 2027 Budgeted
General Fund			
4100 - Cottonwood Community Clubhouse	Purchase New Projector	$ 10,000	$ 10,000
4100 - P & R - Moving the Dog Park	Move Dog Park	$ 30,000	
4100 - P & R - Riverfront Trail Loop Phase II Construction (Carryover)	Riverfront Trail Loop Phase II	$ 210,000	$ 210,000
4100 - P&R - Parks Master Plan and future implementation/facilities	Money to implement Council's direction on a River	$ 250,000	$ 250,000
4100 - P&R - Trail Planning, Development & Construction	Swell crossing. The best approach may be to see if	$ 1,000,000	
4100 - P&R - Trail Planning, Development & Construction	Design of the Mail Trail connecting Mingus Ave to C	$ 25,000	
4100 - Riverfront Park Improvements	Relocate and Upgrade Swing Set	$ 15,000	$ 15,000
4100 - Riverfront Park Improvements	Upgrade Volleyball Net System	$ 5,000	$ 5,000
4100 - Skate Park Upgrades	Design and Develop unfinished section of Skate Pa	$ 100,000	
4100 - Skate Park Upgrades	Paint and Finish Skate Park Surface	$ 30,000	$ 30,000
4100 - Softball Fields CIP	Fence Safety Cap Replacement	$ 5,000	$ 5,000
4100 - Softball Fields CIP	Field Rake Machine	$ 40,000	$ 40,000
4100 - Youth Fields CIP	Installation of Removable Bollards	$ 5,000	$ 5,000
4100 - Youth Fields CIP	Replace Yellow Safety Cap on Fencing	$ 5,000	$ 5,000
4100- Kids Park Improvements	Ramada Gutter Installation - Kids Park	$ 15,000	$ 15,000
4100- Kids Park Improvements	Field Lighting	$ 250,000	$ 250,000
4100- Old Town Activity Park Improvements	Old Town Activity Park - Portable Event Stage	$ 28,000	
4100- Old Town Activity Park Improvements	Old Town Activity Plan Design	$ 250,000	
4100- Park Wide Arborist for Tree Maintenance	Park Wide Arborist for Tree Maintenance	$ 30,000	
4110 - Equipment Replacements	Pool Motors	$ 12,000	$ 12,000
4110 - Equipment Replacements	UV Disinfection System Replacement	$ 50,000	$ 50,000
4110 - Equipment Replacements	Pool Heater Replacement	$ 13,000	$ 13,000
4110 - Equipment Replacements	Pool Valve Replacement - Recreation Center	$ 10,000	$ 10,000
4110 - Equipment Replacements	Chlorination System Conversion	$ 15,000	$ 15,000
4110 - Equipment Replacements	Gymnasium Hoop Motor & Control Replacement	$ 25,000	$ 25,000
4110 - Facility Improvements	Slide Staircase Refurbishment - Recreation Center	$ 35,000	$ 35,000
4110 - Recreation Center HVAC CIP	HVAC Replacements - Recreation Center	$ 50,000	$ 50,000
4110 - Recreation Center HVAC CIP	HVAC Roll Over For Pool Area	$ 50,000	$ 50,000
		$ 7,576,085	$ 5,011,850

Questions?

Budget Update Day 3

Special Revenue Funds, Enterprise Funds and Fiduciary Funds

Inspiring a Vibrant Community

Special Revenue Funds

Account Name	Account Code	FY23 Actuals	FY 2024 Actual	FY 2025 Actual	FY 2026 Budget	FY 2026 Actual to Date	Dept Head Est. FY 06/30/2026	FY 2027
Special Revenue Funds								
Revenues								
Library		$ 1,210,494.29	$ 1,534,945.36	$ 1,187,274.14	$ 1,425,706.00	$ 700,660.16	$ 1,400,030.00	$ 1,462,945.00
Cemetery		$ 142,238.52	$ 64,198.13	$ 72,721.56	$ 76,825.00	$ 36,662.52	$ 74,880.00	$ 77,710.00
Airport		$ 506,869.17	$ 951,131.55	$ 395,245.46	$ 673,417.00	$ 419,882.84	$ 576,365.00	$ 555,425.00
HURF		$ 3,066,384.85	$ 3,793,700.74	$ 6,643,666.93	$ 17,129,096.00	$ 1,829,487.05	$ 13,833,190.00	$ 6,749,415.00
Grants		$ 122,191.10	$ 342,271.13	$ 172,537.34	$ 4,268,110.00	$ 37,515.22	$ 2,787,970.00	$ 5,748,445.00
CDBG		$ 147,611.72	$ 622,760.70	$ 173,526.70	$ 255,435.00	$ 114,580.96	$ 187,275.00	$ -
Transit		$ 2,634,925.12	$ 3,167,656.52	$ 3,946,079.41	$ 3,875,635.00	$ 1,513,960.08	$ 4,164,530.00	$ 5,119,090.00
Debt Service		$ 1,648,153.05	$ 1,644,567.96	$ 1,648,148.04	$ 2,011,280.00	$ 958,566.34	$ 2,006,105.00	$ 2,005,020.00
Capital Improvements		$ 461,531.78	$ 412,434.55	$ 819,974.73	$ 10,800,500.00	$ 238,840.19	$ 5,371,430.00	$ 21,799,300.00
		$ 9,940,399.60	$ 12,533,666.64	$ 15,059,174.31	$ 40,516,004.00	$ 5,850,155.36	$ 30,401,775.00	$ 43,517,350.00
Expenses								
Library		$ 1,210,494.29	$ 1,534,945.36	$ 1,187,274.14	$ 1,425,706.00	$ 947,912.76	$ 1,400,030.00	$ 1,462,945.00
Cemetery		$ 142,238.52	$ 64,198.13	$ 72,721.56	$ 76,825.00	$ 45,179.42	$ 74,880.00	$ 77,710.00
Airport		$ 506,869.17	$ 545,736.83	$ 395,062.79	$ 673,417.00	$ 405,473.35	$ 576,365.00	$ 555,425.00
HURF		$ 3,385,635.88	$ 3,886,654.72	$ 6,673,691.99	$ 17,129,096.00	$ 11,684,284.46	$ 13,833,190.00	$ 6,749,415.00
Grants		$ 121,982.02	$ 342,271.13	$ 134,773.91	$ 4,268,110.00	$ 875,650.85	$ 2,787,970.00	$ 5,748,445.00
CDBG		$ 144,611.72	$ 622,760.70	$ 189,322.70	$ 255,435.00	$ 186,254.60	$ 187,275.00	$ -
Transit		$ 2,451,955.97	$ 2,959,154.07	$ 3,910,968.69	$ 3,875,635.00	$ 2,086,191.86	$ 4,164,530.00	$ 5,119,090.00
Debt Service		$ 1,648,224.96	$ 1,650,642.96	$ 1,650,173.04	$ 2,011,280.00	$ 951,172.07	$ 2,006,105.00	$ 2,005,020.00
Capital Improvements		$ 450,596.97	$ 80,680.27	$ 420,509.72	$ 10,800,500.00	$ 4,957,283.23	$ 5,371,430.00	$ 21,799,300.00
		$ 10,062,609.50	$ 11,687,044.17	$ 14,634,498.54	$ 40,516,004.00	$ 22,139,402.60	$ 30,401,775.00	$ 43,517,350.00
		$ (122,209.90)	$ 846,622.47	$ 424,675.77	$ -	$ (16,289,247.24)	$ (0.00)	$ -

Inspiring a Vibrant Community

Special Revenue Funds – Revenues

Special Revenue Funds	2021-22 Actual	2022-23 Actual	2023-24 Actual	2024-25 Actual	2025-26 Budget	2025-26 Department Head Estimate	2026-27 Budget
Transfers In	8,519,531	1,232,247	2,516,132	4,627,212	20,268,457	10,198,020	6,263,890
Intergovernmental	3,886,199	3,511,189	4,483,685	5,140,279	8,294,150	6,047,830	10,313,455
Sales & Use Taxes	4,248,441	4,491,994	4,471,248	4,447,179	3,798,265	4,114,245	4,124,860
Other Non-Operating Revenue	158	71,329	54,968	4,650	0	116,995	20,071,000
Charges for Services	346,557	396,994	380,297	370,388	391,700	343,530	362,400
Other Operating Revenues	155,899	20,668	86,503	14,777	1,499,460	112,265	10,500
Chrgs for Srvcs-Facility Renta	148,724	178,228	189,801	171,385	194,400	191,365	191,225
Interest Income	-11,069	116,796	245,122	291,719	107,000	49,350	26,550
Fees Licenses & Permits	3,458	1,635	2,055	616	550	500	500
Total Special Revenue Funds	17,297,898	10,021,080	12,429,810	15,068,204	34,553,982	21,174,100	41,364,380

Special Revenue Funds - Personnel

Authorized Positions Job Classifications	2022	2023	2024	2025	2026	2027
Streets Maintenance	5.75	6.50	6.50	6.50	6.50	6.50
CAT/LYNX	19.00	21.00	21.00	21.00	21.00	25.00
Cottonwood Public Library	8.00	8.00	8.00	6.00	6.00	6.00
Municipal Airport	1.25	1.25	2.00	2.00	2.00	2.00
Special Revenue Funds	34.00	36.75	37.50	35.50	35.50	39.50

	2021-22 Actual	2022-23 Actual	2023-24 Actual	2024-25 Actual	2025-26 Budget	2025-26 Department Head Estimate	2026-27 Budget
Transit Fund	1,247,609	1,578,551	1,745,288	1,881,619	2,024,808	2,036,630	2,072,319
Library Fund	591,111	622,640	740,888	550,915	557,107	590,470	609,775
Highway User Revenue Fun	438,995	545,050	623,915	600,645	632,126	672,330	674,765
Airport Fund	111,913	143,288	194,330	98,137	232,642	183,880	207,210
Special Revenue Fund	2,389,628	2,889,528	3,304,421	3,131,316	3,446,683	3,483,310	3,564,069

Inspiring a Vibrant Community

Capital

Lib - 4000	$ 320,000.00	$ 170,000.00
Airport - 1500	$ 99,160.00	$ 5,160.00
Grant - 1500 & 1800	$ 4,627,465.00	$ 4,627,465.00
Transit - 1520	$ 1,060,540.00	$ 1,060,540.00
HURF - 3100	$ 341,000.00	$ 331,000.00
HURF - 3110	$ 8,124,595.00	$ 4,227,000.00
CIP - 1800	$ 18,363,720.00	$ 17,410,000.00
Special Revenue Funds	$ 32,936,480.00	$ 27,831,165.00

Capital

Special Revenue Funds			
4000 - Library - Facility Improvements		$ 20,000	$ 20,000
4000 - Library - Facility Improvements		$ 20,000	
4000 - Library - Library Master Plan	Library Master Plan	$ 100,000	
4000 - Library - Paint Exterior of Building - FY 2026	Paint Exterior of Building	$ 65,000	$ 65,000
4000 - Library - Purchase of Privacy Pods		$ 30,000	
4000 - Library HVAC Replacement		$ 50,000	$ 50,000
4000 - Library Restroom Updates (Carryover)		$ 35,000	$ 35,000
1500 - Airport Emergency Generator	Airport Emergency Generator in Electrical Vault for	$ 60,000	$ -
1500 - Airport Pavement Preservation (Slurry Seal)		$ 16,000	$ -
1500 - Airport Pull Behind Sweeper (TracSweep FBR-8)	Pull behind sweeper	$ 18,000	$ -
1500 - Airport Storage Room Door	Storage Room Roller Door	$ 5,160	$ 5,160
1520 - Transit - 5339 Money - Buses or Other Capital	5339 Grant Funds - Buses or Other Capital	$ 1,060,540	$ 1,060,540
3100 - Street Maintenance - 10 Wheel Dump Truck		$ 260,000	$ 260,000
3100 - Street Maintenance - New Vehicle with Utility Bed (Truck)		$ 71,000	$ 71,000
3100 - Street Maintenance- New Equipment: Snow Plow Attachement		$ 10,000	
3110 - Street Maintenance - Water Truck replacement 2026	Increased from 160,000 to 190,000 for inflation.	$ 190,000	$ 190,000
3110 - Street Construction - Pavement Preservation		$ 1,000,000	
3110 - Street Construction - N. Main St. Sidewalk Extension [New Project]	$152k FY 27	$ 152,000	$ 152,000
3110 - Street Construction - Fir St at Camino Real Intersection Improvements [New	Fir Street at Camino Real Intersection Improvemen	$ 175,000	$ 175,000
3110 - Street Construction - Local Streets Reconstruction [Carryover]	Design FY 25 & Construction split between FY 26 & I	$ 1,200,000	$ 1,200,000
3110 - Street Construction - Mingus Ave at 6th St Intersection Improvements [New		$ 175,000	$ 175,000
3110 - Street Construction - Pavement Condition Assessment [New Project]		$ 30,000	$ 30,000
3110 - Street Construction - Riverfront Park Ramada Parking Lot [New Project]	Riverfront Ramada Parking Lot Design and Construc	$ 750,000	$ 750,000
3110 - Street Construction - Rocking Chair Ranch Road Pavement Rehabilitation		$ 950,000	$ 950,000
3110 - Street Construction - Mingus Avenue Pavement Rehabilitation [New Projec		$ 2,750,000	
3110 - Street Construction - Sidewalks - New and Replacements [Carryover]		$ 712,595	$ 565,000
3110 - Street Construction - 6th Street Pavement Rehabilitation [Carryover]		$ 40,000	$ 40,000
11-1500 - AIRPORT GRANTS	Obstruction Mitigation - FY 2026-27 - State Grant Ph	$ 400,000	$ 400,000
11-1500 - AIRPORT GRANTS	Visual Guidance - FY 27 27-04 Upgrade 14/32 Papi/R	$ 100,000	$ 100,000
11-1500 - AIRPORT GRANTS	FY 2027 - 27-01 Drainage Improvements - $ 1,000,00	$ 2,000,000	$ 2,000,000
11-1500 - AIRPORT GRANTS	Wildlife Hazard Planning 27-03 - $20,000 Fed, St, Lo	$ 20,000	$ 20,000
11-3110 - 279 Design/Environmental - Build Grant	Build Grant	$ 2,107,465	$ 2,107,465
30-1800 - Capital Improvements Fund - Old Town Master Plan		$ 210,000	$ 210,000
30-2100 - Fire Station(s)	Currently pursuing a federal grant for 1-4 million. V	$ 750,000	
30-1800 - Capital Improvements - Building/Land Purchase City Hall & Council Cham		$ 15,000,000	$ 15,000,000
30-1800 - Design and Remodel Riverfront Council Chambers		$ 2,000,000	$ 2,000,000
30-4XXX - Janitorial Services Internal Switch	Janitorial Services Internal	$ 60,000	
30 -2X00 - Police Department - Public Safety Complex Improvements		$ 143,720	
30-2300 - Street Construction - Flood Control Projects [New Project]	Flood Control Projects	$ 200,000	$ 200,000
		$ 32,936,480	$ 27,831,165

Enterprise Funds

Account Name	FY23 Actuals	FY 2024 Actual	FY 2025 Actual	FY 2026 Budget	FY 2026 Actual to Date	Dept Head Est. FY 06/30/2026	FY 2027
Water Revenues	$ 9,035,299.68	$ 9,808,694.24	$ 9,893,067.21	$ 35,329,824.00	$ 7,686,475.87	$ 36,686,060.00	$ 34,305,155.00
Water Admin	$ 1,213,416.22	$ 1,674,114.54	$ 2,158,248.04	$ 9,438,931.00	$ 889,603.04	$ 1,410,940.00	$ 6,422,480.00
Water Operations	$ 4,114,249.59	$ 4,719,381.70	$ 4,714,720.00	$ 4,629,191.00	$ 2,710,550.85	$ 3,923,480.00	$ 4,692,672.00
Water Construction	$ 1,433,603.02	$ 1,585,179.21	$ 348,797.53	$ 19,442,217.00	$ 2,326,914.05	$ 29,532,155.00	$ 21,370,598.00
Water Debt Service	$ 412,723.88	$ 264,310.92	$ 260,390.60	$ 1,819,485.00	$ 1,059,594.74	$ 1,819,485.00	$ 1,819,405.00
	$ 7,173,992.71	$ 8,242,986.37	$ 7,482,156.17	$ 35,329,824.00	$ 6,986,662.68	$ 36,686,060.00	$ 34,305,155.00
	$ 1,861,306.97	$ 1,565,707.87	$ 2,410,911.04	$ -	$ 699,813.19	$ -	$ -
Wastewater	$ 5,185,051.74	$ (364,671.29)	$ 6,224,689.81	$ 24,930,270.00	$ 4,862,382.09	$ 17,493,420.00	$ 13,870,940.00
Wastewater Admin	$ 490,470.91	$ 672,697.73	$ 547,484.43	$ 611,118.00	$ 404,120.25	$ 654,430.00	$ 673,139.00
Wastewater Operations	$ 2,779,489.68	$ 3,142,648.62	$ 3,364,546.66	$ 2,823,724.00	$ 1,830,494.85	$ 2,675,170.00	$ 2,889,256.00
Wastewater Construction & Debt Service	$ 174,790.52	$ 153,558.52	$ 217,052.14	$ 21,495,428.00	$ 3,240,425.10	$ 14,163,820.00	$ 10,308,545.00
	$ 3,444,751.11	$ 3,968,904.87	$ 4,129,083.23	$ 24,930,270.00	$ 5,475,040.20	$ 17,493,420.00	$ 13,870,940.00
	$ 1,740,300.63	$ (4,333,576.16)	$ 2,095,606.58	$ -	$ (612,658.11)	$ -	$ -

Enterprise Funds - Revenues

Water Utilities	2021-22 Actual	2022-23 Actual	2023-24 Actual	2024-25 Actual	2025-26 Budget	2025-26 Department Head Estimate	2026-27 Budget
Charges for Services	$ 8,622,650.00	$ 8,258,669.00	$ 8,343,837.00	$ 8,516,601.00	$ 8,616,310.00	$8,918,240.00	$ 8,505,650.00
Interest Income	$ (60,335.00)	$ 678,666.00	$ 1,447,239.00	$ 1,388,581.00	$ 704,500.00	$ 126,000.00	$ 161,000.00
Other Non-Operating Revenue	$ 18,436.00	$ 84,008.00	$ 674.00	$ (26,967.00)	$ 26,000.00	$ 295,250.00	$ 320,230.00
Chrgs for Srvcs-Facility Renta	$ 11,135.00	$ 8,573.00	$ 14,901.00	$ 12,883.00	$ 12,110.00	$ 12,105.00	$ 12,105.00
Other Operating Revenues	$ 1,775.00	$ 6,694.00	$ 3,308.00	$ 3,188.00	$ 5,000.00	$ 3,000.00	$ 3,000.00
Total	$ 8,593,660.00	$ 9,036,610.00	$ 9,809,959.00	$ 9,894,286.00	$ 9,363,920.00	$9,354,595.00	$ 9,001,985.00

Wastewater Utilities	2021-22 Actual	2022-23 Actual	2023-24 Actual	2024-25 Actual	2025-26 Budget	2025-26 Department Head Estimate	2026-27 Budget
Charges for Services	$ 4,244,978.00	$ 4,815,744.00	$ 5,180,214.00	$ 5,294,387.00	$ 5,211,100.00	$5,257,200.00	$ 5,258,400.00
Other Non-Operating Revenue	$ 308,609.00	$ 195,676.00	$ (6,069,376.00)	$ 300,230.00	$ 8,800,000.00	$ 851,220.00	$ 435,000.00
Intergovernmental	$ 4,092,258.00	$ -	$ -	$ -	$ -	$ -	$ -
Interest Income	$ (33,293.00)	$ 168,846.00	$ 519,962.00	$ 580,184.00	$ 300,000.00	$ 450,000.00	$ 375,000.00
Other Operating Revenues	$ -	$ 45.00	$ 4,528.00	$ 49,888.00	$ -	$ -	$ -
Chrgs for Srvcs-Facility Renta	$ -	$ 4,741.00	$ -	$ -	$ -	$ -	$ -
Total	$ 8,612,552.00	$ 5,185,052.00	$ (364,671.00)	$ 6,224,690.00	$ 14,311,100.00	$6,558,420.00	$ 6,068,400.00

Enterprise Funds – Personnel – FTE

Authorized Positions						
Job Classifications	2022	2023	2024	2025	2026	2027
Wastewater Facility	11.40	11.40	11.40	13.40	13.40	13.40
Water System Facility	24.60	24.60	25.60	25.60	26.60	26.60
Enterprise Funds	36.00	36.00	37.00	39.00	40.00	40.00

	2021-22 Actual	2022-23 Actual	2023-24 Actual	2024-25 Actual	2025-26 Budget	2025-26 Department Head Estimate	2026-27 Budget
Water System Fund	1,953,996	2,172,144	2,469,811	2,273,847	3,132,927	2,629,550	3,241,431
Wastewater System Fund	861,162	891,003	1,160,348	1,200,051	1,413,667	1,365,505	1,456,520
Enterprise Fund	2,815,158	3,063,147	3,630,159	3,473,898	4,546,594	3,995,055	4,697,951

Inspiring a Vibrant Community

Water Utility Capital

Enterprise Funds			
50-7000 - Reserves - Resource Development Fund, Water Advisory, Adjudication a		$ 3,926,000	$ 3,926,000
50-7000 - Reserves - Resource Development Fund, Water Advisory, Adjudication a		$ 677,360	$ 677,360
50-7000 - Reserves - Resource Development Fund, Water Advisory, Adjudication a		$ 400,000	$ 400,000
50-7000 - Reserves - Resource Development Fund, Water Advisory, Adjudication a		$ 243,000	$ 243,000
7000 - Resource Development Funds - Wastewater Complete Phase 1-Start Phase 1	DPR Phase 2 includes Bench Scale Testing Carbon Tr	$ 100,000	$ 100,000
7000 - Resource Development Funds - Wastewater Construction- PFAS Mitigation a	FY 26 Pilot Study will be complete in FY 25 . Design	$ 900,000	$ 900,000
7010 - Maintenance - Utility Building Roof Repair		$ 22,000	$ 22,000
7020 - Water Construction - 3/4 Ton Utility Bed Trucks and Pickup Trucks	Enterprise 3/4 Ton Utility Bed Trucks and Pickup Tru	$ 300,000	$ 300,000
7020 - Water Construction - Arc Flash Gear		$ 5,500	$ 5,500
7020 - Water Construction - Arsenic Systems for Well sites	Arsenic Systems for Well Sites	$ 3,750,000	$ 3,750,000
7020 - Water Construction - Fire Hydrant Improvements		$ 20,000	$ 20,000
7020 - Water Construction - Kid's Park Well Development	Kids Park Well Development	$ 500,000	$ 500,000
7020 - Water Construction - LCR Program Management		$ 20,000	$ 20,000
7020 - Water Construction - Line Replacements	Carryover FY24: Behind old Circle K Job.	$ 2,500,000	$ 2,500,000
7020 - Water Construction - Water SCADA Equipment/Design/Construction/Engine		$ 1,500,000	$ 1,500,000
7020 - Water Construction - Well Booster Stations	CARRYOVER FY23: Purchase and install booster pac	$ 300,000	$ 300,000
7020 - Water Construction - Well Improvements		$ 900,000	$ 900,000
7020 - Water Construction- Hwy 260 System Upgrades		$ 2,093,430	$ 2,093,430
7020 - Water Construction New Generators	Ordered 2 generators for FY 25 in January 2025- no p	$ 364,000	$ 364,000
7020 - Water Construction- New Well (Verde Santa Fe)		$ 524,000	$ 524,000
7020 - Water Construction- PRV's		$ 200,000	$ 200,000
7020 - Water Operations - Computers-Tablets-GIS Equipment	FY24: Purchase of up to 20 tablets including electri	$ 25,000	$ 25,000
7020- Utilities -Water- Telehandler/Forklift	Telehandler/Forklift	$ 180,000	$ 180,000
7020-Utilities Office Copier	FY 27 New copier for 111 N Main Street	$ 15,000	$ 15,000
7020-Utilities -Water-Safeguard Arsenic Field Testing Equipment	Water - Safeguard Arsenic Field Testing Equipment	$ 60,500	$ 60,500
7020-Utilities-Water Chemical Pumps	FY27 Purchase new chemical feed pumps for well s	$ 40,000	$ 40,000
7020-Utilities-Water -Jumping Jack/Tamper	FY 27 two new jumping jack/tampers	$ 10,000	$ 10,000
7X20 - Utilities-Water/Wastewater Used Tractor with Gannon	FY27 -Tractor with Gannon-Split with WW	$ 30,000	$ 30,000
7X20 - Water/Wastewater Utilities Split - Storage Building		$ 500,000	
		$ 20,105,790	$ 19,605,790

Wastewater Utility Capital

Enterprise Funds					
7120 - Wastewater Construction - Blower/Aerations Improvements at Mingus WW		$	8,065,000	$	8,065,000
7120 - Wastewater Construction - Sewer Line M & R		$	250,000	$	250,000
7120 - Wastewater Construction - Two New 3/4 ton 4x4 Trucks with Utility Bed - En	Enterprise Vehicle	$	60,000	$	60,000
7120 - Wastewater Construction- Centrifuge	Centrifuge	$	435,000	$	435,000
7120 - Wastewater Construction- Irrigation Vault Rehab		$	350,000	$	307,000
7120 - Wastewater Construction- Lift Station 3 Rehab		$	200,000	$	200,000
7120 - Wastewater Construction -Mixers, Pumps, Motor and Meters		$	158,000	$	158,000
7120-Utilities- Wastewater Air Conditioner Units	FY 27 -Replace Lab Air Conditioner $ 25,000 and add	$	35,000	$	35,000
7120-Utilities Wastewater AZPDES Permit Renewal	AZPDES Renewal includes cost from ADEQ and Engi	$	125,000	$	125,000
7120-Utilities-Wastewater Communication Devices	FY 27 -Communication Devices	$	7,000	$	7,000
7120-Utilities-Wastewater Porta-Gantry Confined Space Lift	FY 27 Porta-Gantry Confined Space Lift Kit	$	30,000	$	30,000
7120-Utilities-Wastewater Sludge Room PLC	FY 27 replace the Sludge Pump Room -PLC	$	350,000	$	350,000
7120-Utilities-Wastewater UV System Replacement Components'	FY27 -Replacement lamps, ballasts, UVT Sensor and	$	65,000	$	65,000
7X20 - Water/Wastewater Utilities Split - Storage Building		$	535,000		
7X20 - Utilities-Water/Wastewater Used Tractor with Gannon	FY27 Tractor with Gannon -Split with WTR	$	30,000	$	30,000
		$	10,695,000	$	10,117,000

Fiduciary Funds

Employee Benefit Trust								
Interest Income	60-0000-0000-450000	$ 602.77	$ 1,038.99	$ 2,562.74	$ 500.00	$ 2,000.00	$ 1,800.00	
Other Unrealized Gain/Loss	60-0000-0000-450070	$ 372.33	$ 1,614.69	$ 1,097.75	$ -	$ -	$ -	
Other Income	60-0000-0000-480000	$ -	$ -	$ -	$ -	$ -	$ -	
Budget Balance Carryover	60-0000-0000-499000	$ -	$ -	$ -	$ 70,300.00	$ 73,160.00	$ 73,160.00	
		$ 975.10	$ 2,653.68	$ 3,660.49	$ 70,800.00	$ 75,160.00	$ 74,960.00	
Claims Paid	60-1290-0000-503000	$ -	$ -	$ -	$ -	$ -	$ -	
Premiums Paid	60-1290-0000-690200	$ -	$ -	$ -	$ -	$ -	$ -	
Misc Expense	60-1290-0000-690500	$ 330.00	$ 500.00	$ -	$ 2,000.00	$ 2,000.00	$ 2,000.00	
Budget Reserve - Undesignated	60-1290-0000-990020	$ -	$ -	$ -	$ 68,800.00	$ 73,160.00	$ 72,960.00	
		$ 330.00	$ 500.00	$ -	$ 70,800.00	$ 75,160.00	$ 74,960.00	
Volunteer Fire Retirement								
Fire Insurance Premium Tax	70-0000-0000-420050	$ -	$ -	$ -	$ -	$ -	$ -	
Interest Income	70-0000-0000-450000	$ 50,393.38	$ 43,451.60	$ -	$ -	$ -	$ -	
Pension - Employee	70-0000-0000-471000	$ -	$ -	$ -	$ -	$ -	$ -	
Pension - Employer	70-0000-0000-471002	$ -	$ -	$ -	$ -	$ -	$ -	
City Contribution	70-0000-0000-471010	$ -	$ -	$ -	$ -	$ -	$ -	
Budget Balance Carryover	70-0000-0000-499000	$ -	$ -	$ -	$ -	$ -	$ -	
		$ 50,393.38	$ 43,451.60	$ -	$ -	$ -	$ -	
Retirement Benefits	70-2190-0000-502000	$ 1,650.00	$ 305,796.69	$ -	$ -	$ -	$ -	
Refund Of Contribution	70-2190-0000-502001	$ -	$ -	$ -	$ -	$ -	$ -	
Misc Expense	70-2190-0000-690500	$ 8,609.40	$ 5,815.91	$ -	$ -	$ -	$ -	
Budget Reserve	70-2190-0000-990000	$ -	$ -	$ -	$ -	$ -	$ -	
		$ 10,259.40	$ 311,612.60	$ -	$ -	$ -	$ -	

Inspiring a Vibrant Community

Questions?



Inspiring a Vibrant Community