CHARLES TOWN UTILITY BOARD
AGENDA

WEDNESDAY, SEPTEMBER 22, 2021

Regular Meeting | **661 South George Street, Charles Town, WV 25414** | **4:00 PM**

CALL TO ORDER

1. **APPROVAL OF MINUTES**
   a. Approval of September 8, 2021 Regular Meeting Minutes
   2021.09.08 UB MINUTES.pdf

2. **PUBLIC COMMENT**
   This portion of the agenda is designed for members of the general public to share thoughts on items of interest in the community. By law, Board members may ask clarifying questions or discuss procedural matters but are not permitted to discuss the policy merits of any issue unless it is scheduled for discussion.

   The public is invited to attend this meeting in person or via webcast (www.ctubwv.com- Board Meetings - Meeting Agendas and Minutes 2021) or by accessing the following zoom link:

   https://us06web.zoom.us/j/89661303589?pwd=d2FITjd6bzE4N0NBM0JZdnAzWnE0QT09

   Meeting ID: 896 6130 3589
   Passcode: 381616
   +1 301 715 8592 US

3. **UNFINISHED BUSINESS**

4. **NEW BUSINESS**
   a. RK&K Task Order No. 5, Scope of Work Change No. 1, Green Hill Sanitary Sewer Availability
   Task Order No. 5.pdf
   b. GDF - Review of R&R Project and Cost Estimate
   Project Updates.pdf

5. **MANAGER REPORTS**
   a. Utility Manager Report
   b. Chairman Report

6. **APPROVAL OF BILLS**

a. September 22, 2021
2021.09.22 Board Report.pdf

7. **ADJOURNMENT**

INFORMATION ONLY

a. Next Meeting- October 13, 2021 AT 4:00 PM
b. RK&K Task Order No. 18, Wendy's Pump Station
7a- Task 18 Wendy's Pump Station signed.pdf

September 8, 2021

The Charles Town Utility Board held a regular meeting on September 8, 2021 at 4:00 p.m. Members of the Board present were Daryl Hennessy, Pete Kubic, Tommy Stocks and Jacquelyn Milliron. Also present were Kristen Stolipher, April Shultz, Hoy Shingleton and Ashley Stottlemyer. The Chairman called for changes or corrections to the August 25, 2021 regular meeting minutes. Jacquelyn suggested changes and with no objections, the Board approved the minutes as amended. The Board received a public comment from Stacy Tabb.

The Chairman next opened the floor for discussion on the GDF – Amendment to the Engineering Service Agreement. Kristen provided the amendment to the Engineering Services Agreement, which was previously approved by the Board, for the sludge handling changes in the design of the Renewal and Replacement project. Motion by Tommy, second by Jacquelyn, with discussion from the Board to approve the amendment to the Engineering Services Agreement. With no objections, the Board approved the amendment.

Next discussed was the Fairfax Boulevard Water and Sewer AMEA's. Kristen mentioned the City of Ranson was acting as the developer in the agreements for the extension of Fairfax Boulevard beyond 12th avenue to the Fairfax Crossing development. As part of that, Ranson is constructing the sewer component within that infrastructure which will be turned over to CTUB upon completion at no cost. For the water component of the project, Kristen provided that an opportunity exists to extend the water line that would parallel the Jefferson Utilities water line to the CTUB 16th Avenue tank to provide a loop that could increase water pressure and water quality for this area, as well as provide water to some future development in the City of Ranson between 12th Avenue and Fairfax Crossing. This would be at a reduced cost to install the line while the roadway is being built. The customers in the Fairfax Crossing development would continue to be served water by Jefferson Utilities. Hoy reviewed both draft agreements and would finalize with additional language once final design is concluded.

Motion by Pete, second by Tommy, with discussions from the Board to approve the sewer AMEA for Fairfax Boulevard. After much discussion, the Board approved the sewer AMEA 3-1. Jacquelyn opposed as she would like further clarifications on the agreement. Motion made by Pete, second by Tommy, with discussions from the Board to approve the water AMEA for Fairfax Boulevard. The motion was amended by Jacquelyn, second by the Chairman, with discussions from the Board to use CIF's to cover the costs of the water project. After discussion, the amendment was approved by the Board 3-1. Tommy opposed. Back to the original motion as amended, the Board unanimously approved the water AMEA.

Next, the Locust Hill Tank Mixer Quote was discussed. Kristen mentioned a mixer at this tank would be beneficial to keep the water turning over being it is the largest and tallest tank that CTUB has. The quote from Southern Corrosion was included as the lower of two bids. Motion by Jacquelyn, second by Tommy, with discussion from the Board to approve the Locust Hill tank mixer quote with Southern Corrosion. With no objections, the motion was approved.

The Utility Manager Report was next addressed. Kristen briefed the Board on this month's sewer and water efforts including the 2021 Source Water Protection Grant submission and the monitoring of the river conditions for an algae bloom. Kristen also mentioned a 10-inch water main break over the holiday weekend that was repaired. The Chairman had no updates for the Chairman Report. The Board next discussed the Approval of Bills. Motion by Tommy, second by Pete, with discussion from the Board, the Board approved the payment of bills.

Next, motion by Tommy, second by Pete, the Board approved convening into Executive Session to discuss Claim No. 0AB262300 and Claim No. 0AB288640 and NPDES Permit WV0022349 Renewal Review Discussion – Possible Executive Session of the Board pursuant to the following statutory exception to the Open Governmental Proceeds Act): WV State Code Section §6-9A-4(b)(12) – To discuss any matter which, by express provision of federal law, or state statute or rule of court is rendered confidential, or which is not considered a public record within the meaning of the Freedom of Information Act, specifically in this case, matters protected by Attorney-Client Privilege. The Chairman recused himself from the discussion on Claim No. 0AB262300 and Claim No. 0AB288640. The Board declared executive session over at 6:17 PM. Motion made by Pete, second by Tommy, the Board approved CTUB's attorney, Steptoe & Johnson, to file an appeal to the issues that WVDEP did not grant to CTUB from its comment letter to the renewed NPDES permit.

With no objections, the Board adjourned the meeting at 6:19 p.m. The September 22nd regular meeting will be held beginning at 4:00 p.m.

_____ _____

Chairman Secretary

CHARLES TOWN UTILITY BOARD
WATER/SEWER SYSTEMS UPGRADE PROJECTS

RUMMEL, KLEPPER & KAHL, LLP

TASK NO. 05
SCOPE OF WORK CHANGE NO. 01

PROFESSIONAL ENGINEERING & SURVEYING SERVICES

SEWER MODEL
GREEN HILL – SANITARY SEWER AVAILABILITY

August 5, 2021

Being a part of Agreement Between
Charles Town Utility Board and Rummel, Klepper & Kahl, LLP
dated November 13, 2019

This Scope of Work Change No. 01 to Task No. 05 dated August 5, 2021 to the Agreement between Charles Town Utility Board (CTUB) and Rummel, Klepper, and Kahl, LLP (RK&K) dated November 13, 2019 is to provide professional engineering services for evaluating the capacity within the Green Hill sanitary sewer residential project serving 320 lots utilizing the Sewer Model developed in RK&K Task 05.

Scope of Services

The following summarizes RK&K's services as part of this Task:

1. RK&K will expand the existing sewer model by including the existing gravity sewer system between the proposed Green Hill residential area and the Breckenridge Pump Station.
2. RK&K will work with CTUB Staff to analyze the existing collection system for expanding and calibrating the sewer model in this area. This effort will consist of flow monitoring and reviewing existing water meter usage data.
3. RK&K will utilize the flow monitor data provided by CTUB Staff to calibrate the sewer model.
4. RK&K will create a flow scenario for the additional Green Hill units.
5. RK&K will utilize the sewer model to provide a summary of the remaining capacity in the system.
6. RK&K will provide a technical memorandum summarizing the methodology and findings of the impact of the Green Hill units on the hydraulic model.

Schedule

Subject to weather, permitting and CTUB review time, RK&K anticipates 30 working days to perform the evaluation of Green Hill from issuance of notice to proceed. Impacts to the schedule may occur outside of RK&K's and CTUB's ability to control (i.e. regulatory and permitting approvals).

Estimated Person-Hours per Phase by Category, Engineer's Consultant Costs and Other Direct Costs

A labor derivation is attached as Page 3 which includes RK&K's estimated person-hours by category and other direct costs anticipated to complete the work for this project.

Materials and Resources Required of CTUB

- CTUB will be responsible for providing available mapping to facilitate RK&K's evaluation.
- CTUB will be responsible for providing invert data for the gravity lines between Green Hill and Breckenridge Pump Station.
- CTUB will be responsible for providing RK&K with flow monitoring data from the Breckenridge Pump Station for use in updating the model.
- CTUB will be responsible for installing temporary flow monitors in the sewer manholes designated by RK&K over the 30-working day period. Responsibilities also include periodic downloading and processing of data for distribution to RK&K.

Estimated Not-To-Exceed Fee

RK&K will provide the scope of services described above at an amount equal to Engineer's Direct Labor Costs times a factor of 2.7 for the services of Engineer's personnel engaged on the Project, plus Reimbursable Expenses. RK&K's current certified payrates for personnel to be assigned to this project is included as Exhibit B to Original Agreement dated November 13, 2019.

The total estimated Not-to-Exceed fee to perform the work is $13,000.00 as shown on RK&K's enclosed labor derivation.

Authorization

This Scope of Work Change No. 01, Green Hill – Sanitary Sewer Availability to Task No. 05, Sewer Model, dated August 5, 2021 and being a part of the Agreement between Charles Town Utility Board and Rummel, Klepper & Kahl, LLP for Engineering Services for Water/Sewer Systems Upgrade Projects dated November 13, 2019, is approved by the following duly authorized officials:

Engineer: RUMMEL, KLEPPER & KAHL, LLP

_____	8/5/21
John W. Cole, PE Senior Manager, Municipal Engineering	Date

Owner: Charles Town Utility Board

_____	_____
Daryl Hennessy Chairman	Date

RUMMEL, KLEPPER KAHL, LLP
FEE DERIVATION
CHARLES TOWN UTILITY BOARD
TASK 05
SEWER MODEL
SCOPE OF WORK CHANGE 01
GREEN HILL - SANITARY SEWER AVAILABILITY

August 5, 2020

Scope of Services	Senior Manager	Project Engineer	Associate Engineer / Engineer	GIS	Misc. Exp.	Task Total Hours
Technical Assistance						
Meetings	4		4			**8**
Pump Station Operational Data Review			8			**8**
Review of Available Data and Mapping			4			**4**
GIS Mapping and Input of Attributes				24		**24**
Current /Proposed Flow Estimates		8	4			**12**
Sewer Model - Existing/Proposed Conditions		16				**16**
Calibrate Sewer Model		8				**8**
Technical Memorandum	1	16	4			**21**
Total Hours	**5**	**48**	**24**	**24**	**$ -**	**101**

NTE Cost	**$ 13,000.00**

2021/2022 Collection Systems Project - Revised 9-1-2021

CURRENT POST CONSOLIDATION PROJECTS (April 2021)	
DESCRIPTION	**TOTAL COST**
Route 9- Northern Region Improvements	
RK&K Task 7 - Parkview MHP Pump Station Decommission	To be completed in-house
RK&K Task 7 Jett's Farm Option 2: PS and FM Modifications	$362,300.00
RK&K Task 7 Lloyd's Flat Pump Station Decommission	To be completed in-house
RK&K Task 7 Moose Lodge Option 2: Forcemain and PS Mod.	$194,200.00
RK&K Task 4 Northern/Burr Flow Diversion	$580,600.00
Upgrade Existing Ranson FS PS	$300,000.00
No longer needed as part of the modified project	
Route 9 - Northern Region Improvements Total	**$1,437,100.00**
Eastern Region Improvements	
Upgrades to Existing Pump Station 3-6	To be completed in-house
Upgrades to Existing Pump Station 4-2	To be completed in-house
Eastern Region Improvements Total	**$0.00**
Miscellaneous Improvements	
Evitts Run Collector	
RK&K Task 10 Jefferson Memorial Park forcemain	$200,000.00
Miscellaneous Improvements Sub-Total	**$200,000.00**
Ranson Improvements	
Fairfax Parallel Line	$650,000.00
Forrest Avenue Pump Station Relocation	$615,000.00
Miscellaneous Improvements Sub-Total	**$1,665,000.00**
Construction Sub-Total	**$3,302,100.00**
Contingency (±10%)	$330,210.00
TOTAL CONSTRUCTION COST	$3,632,310.00
PROFESSIONAL FEES - Engineering, Accounting, Legal, etc.	$500,000.00
TOTAL PROJECT COST	**$4,132,310.00**

CURRENT POST CONSOLIDATION PROJECTS (Revised September 2021)	
DESCRIPTION	**TOTAL COST**
Route 9- Northern Region Improvements	
RK&K Task 7 - Parkview MHP Pump Station Decommission	To be completed in-house (Cost $190,000)
RK&K Task 7 Jett's Farm Option 2: PS and FM Modifications	$362,300.00
RK&K Task 7 Lloyd's Flat Pump Station Decommission	To be completed in-house (Cost $59,300)
RK&K Task 7 Moose Lodge Option 2: Forcemain and PS Mod.	$170,900.00
RK&K Task 4 Northern/Burr Flow Diversion	$580,600.00
Upgrade Existing Ranson FS PS	$687,000.00
No longer needed as part of the modified project	
Route 9 - Northern Region Improvements Total	**$1,800,800.00**
Eastern Region Improvements	
Upgrades to Existing Pump Station 3-6	To be completed in-house (Cost $100,000)
Upgrades to Existing Pump Station 4-2	To be completed in-house (Cost $125,000)
Eastern Region Improvements Total	**$0.00**
Miscellaneous Improvements	
Evitts Run Collector	$824,600.00
RK&K Task 10 Jefferson Memorial Park forcemain	$170,800.00
Miscellaneous Improvements Sub-Total	**$995,400.00**
Ranson Improvements	
Fairfax Parallel Line (290')	$150,000.00
Forrest Avenue Pump Station Relocation plus growth	$746,300.00
Ranson Improvements Total	**$896,300.00**
Construction Sub-Total	**$3,692,500.00**
Contingency (±10%)	$369,250.00
TOTAL CONSTRUCTION COST	$4,061,750.00
PROFESSIONAL FEES - Engineering, Accounting, Legal, etc.	$400,000.00
TOTAL PROJECT COST	**$4,461,750.00**

2021/2022 Renewal and Replacement Projects (Treatment Plants)

Charles Town Plant	$4,500,000
Tuscawilla	$1,063,820
Total Renewal and Replacement	**$5,563,820**
Total Collections and R&R Project	**$9,696,130.00**

Charles Town Plant	$6,100,000
Tuscawilla	To be completed at a later date
Total Renewal and Replacement Construction Cost	**$6,100,000**
Contingency (±10%)	**$610,000**
TOTAL CONSTRUCTION COST	**$6,710,000**
PROFESSIONAL FEES - Engineering, Accounting, Legal, etc.	**$805,200**
Total Renewal and Replacement Project	**$7,515,200**
Total Collections and R&R Project	**$11,976,950.00**

Funding Strategies

Internal Funding		
Bond Refunding (sewer)-applied to Tuscawilla Basin 3 Renewal and Replacement Project	**$447,167**	*** applied to project in 2021 to reduce overall project costs**
Property Auctions	**$118,121**	
Capacity Improvement Fees	**$1,300,000**	
Renewal and Replacement fund/Operating Cash	**$750,000**	
Total Estimated Internal funding	**$2,168,121**	***Property auctions, Capacity Improvements and Renewal and Replacement fund**

Collection Systems Project expected to be funded through IJDC/WVDEP	**$4,461,750.00**	
Renewal and Replacement Project to be funded through Public Bond Issue	**$7,515,200**	
Total Projects	**$11,976,950.00**	
Funding applied	**$9,808,829**	

Additional Funding measures

Fairfax Crossing Developer Contribution	**$211,200**	*** AMEA will also include contribution for engineering, etc.**
ARPA Funds - Need to pursue to reduce project costs	**?**	

X - DENOTES POTENTIAL FUTURE DEVELOPMENTS

1	AMERICAN HERITAGE (HUNTWELL)
2	ASPEN GREEN
3	BEALLAIR
4	BLACKFORD VILLAGE
5	BRECKENRIDGE EAST
6	BRIAR RUN
7	BURR INDUSTRIAL PARK & BARDANE
8	CAMBRIDGE
9	CHARLES TOWN INFILL
10	CLAYHILL FARM
11	DANIELS FOREST
12	FRITTS PROPERTY
13	HARVEST HILLS
14	HUNTFIELD
15	JEFFERSON HEIGHTS NORTH
16	TATE MANOR
17	LAKELAND PLACE/LLOYD'S
18	JEFFERSON ORCHARDS
19	LANGLET
20	LLOYD PROPERTY
21	LOCUST KNOLL
22	MAGNOLIA SPRINGS
23	NORBORNE GLEBE
24	OLD TOWN RANSON - INFILL
25	POTOMAC MARKETPLACE
26	PRESIDENT'S POINTE
27	PROSPECT PLACE
28	RANSON GATEWAY/BOULEVARD
29	SHENANDOAH SPRINGS
30	STOLIPHER
31	WASHINGTON LANDING
32	WINCHESTER COLD STORAGE
33	WINDMILL CROSSING

S.R. 340

FLOWING SPRINGS PUMP STATION UPGRADE

FAIRFAX CROSSING PARALLEL GRAVITY SEWER LINE AND ALTERNATIVE OPTIONS

JETTS FARM PUMP STATION AND FORCEMAIN

JETTS FARM PUMP STATION

BURR EAST PUMP STATION FLOW DIVERSION

BURR EAST PUMP STATION

WV 9

War Admiral Blvd.

FORREST AVE. PUMP STATION

FORREST AVE. PUMP STATION RELOCATION

E. Washington St.

JEFFERSON MEMORIAL PARK FORCEMAIN

SAMUEL STREET PUMP STATION

CTUB WASTE WATER TREATMENT PLANT

St. Augustine Ave

EVITTS RUN INTERCEPTOR

Summit Point Rd

LLOYDS FLAT PUMP STATION

MOOSE LODGE PUMP STATION

MOOSE LODGE PUMP STATION AND FORCEMAIN

NORTHPORT PUMP STATION

WAR ADMIRAL PUMP STATION

Wiltshire Rd.

TUSCAWILLA SEWER TREATMENT PLANT

CHARLES TOWN UTILITY BOARD
2021 COLLECTION SYSTEM PROJECT

LEGEND *EXISTING*

- SUBJECT PROPERTY LINE
- RIGHT-OF-WAY (SUBJECT PROPERTY)
- ADJACENT PROPERTY LINE
- RIGHT-OF-WAY (ADJACENT PROPERTY)
- MUNICIPALITY BOUNDARY
- BUILDING/TANK
- FENCE LINE
- STABILIZED SURFACE
- BOLLARD
- TREE LINE
- MAJOR CONTOUR (5')
- MINOR CONTOUR (1')
- 100-YR FLOODPLAIN
- STORM DRAIN INLET (IG)
- STORM DRAIN MANHOLE (SDMH)
- SANITARY SEWER MANHOLE (SSMH)
- SANITARY SEWER CLEANOUT (SSCO)
- SANITARY SEWER VALVE (SV)
- WATER CURB BOX (WCB)
- WATER VALVE (WV)
- ELECTRICAL MANHOLE
- UTILITY POLE (UP)
- LIGHT POLE (LP)
- SURVEY CONTROL POINT (CP)
- BENCHMARK (BM)

LEGEND DEMOLITION

- SITE DEMOLITION
- SURFACE PAVEMENT REMOVAL

MATCHLINE – SEE BELOW

FND MAG NAIL

PAVED

APPROXIMATE LIMITS OF SURFACE PAVEMENT REMOVAL

SAWCUT AND REMOVE FULL DEPTH OF EXISTING PAVEMENT

REMOVE ACCUMULATED SEDIMENT FROM EXISTING STRUCTURES

STABILIZED

CP#6 IBTC

LP

CRACKED CONCRETE

CRANE POST

YARD HYDRANT

UTILITY RISER

EFFLUENT PUMP STATION

SS

CO

PAVED

MATCHLINE – SEE BELOW

CITY OF CHARLES TOWN
TAX ID 03 8000100000000
SEE PLAT OF MERGER
DATED JANUARY 24, 2005

CITY OF CHARLES TOWN
TAX ID 03 8000100000000
SEE PLAT OF MERGER
DATED JANUARY 24, 2005

JEFFERSON COUNTY JURISDICTION
CHARLES TOWN CITY LIMITS

SBR BASIN NO. 1

SBR BASIN NO. 2

SBR BASIN NO. 3

METHANOL STORAGE AND FEED BUILDING

BLOWER/ELECTRICAL BUILDING
FF EL. 470.48

POST-EQ TANK

PLANT DRAIN PUMP STATION

WASTE SLUDGE HOLDING TANK NO. 1

WASTE SLUDGE HOLDING TANK NO. 2

WASTE SLUDGE HOLDING TANK NO. 3

SLUDGE TRANSFER PUMP BUILDING

EFFLUENT WATER SUMP

UV DISINFECTION CHANNEL

DENTRIFICATION FILTER UNIT

COMPRESSOR BUILDING

SERVICE WATER BUILDING

INFLUENT PUMP STATION

HEADWORKS BUILDING
FF EL. 473.48

CONTROL BUILDING
FF EL. 470.62

THICKENED SLUDGE DAY TANK

SLUDGE PUMP BUILDING

DIGESTER TANK

DIGESTER BLOWER BUILDING
FF EL. 471.97

BELT FILTER PRESS BUILDING
FF EL. 472.08

SLUDGE LOADING AREA

STORAGE BUILDING
FF EL. 476.95

POTABLE WATER BOOSTER PUMP

LIME SILO

SPLITTER BOX

ELEC. BOX

PULL BOX

UTILITY POLE

TRANSFORMER

GENERATOR

VALVE VAULT

VALVE OPERATORS(4)

FROTH SPRAY VALVE (2)

HATCH

YARD HYDRANT

WCB

WATER METER

CONCRETE PEDESTAL

CONCRETE PIPE SUPPORT BASE

BENCHMARK "C"
EL. 479.62

BENCHMARK "D"
EL. 472.80

8"STEEL BOLLARD

8"STEEL BOLLARD(2)

CRANE HOIST

ISCO MACHINE

STEPS

STEPS (ABOVE)

BURIED SIDEWALK

SIDEWALK

CONCRETE

STAB

UMH TOP EL. 470.31

UMH TOP EL. 470.29

UMH (ELECTRIC) TOP EL. 472.43

WV FH

SV

WV

WATER METER

POST

WCB

YARD HYDRANT

WATER METER

FND MAG NAIL

CP#8 MAG

ELEC. BOX

PAVED

STABILIZED

CO

LP

SS

SD

470

475

480

REMOVE EXISTING STORM DRAIN INLET, SEE SHEET 204 FOR ADDITIONAL DEMOLITION

MINIMUM LIMITS OF CONCRETE REMOVAL (REMOVE AT NEAREST JOINT)

SEE SHEET 103 FOR ADDITIONAL DEMOLITION INFORMATION

BID ALTERNATE
REMOVE VALVE VAULT

SEE SHEET 101 FOR ADDITIONAL DEMOLITION INFORMATION

SEE SHEET 100 FOR ADDITIONAL DEMOLITION INFORMATION

SEE SHEET 120 FOR ADDITIONAL DEMOLITION INFORMATION

SEE SHEET 121 FOR ADDITIONAL DEMOLITION INFORMATION

SEE SHEET 122 FOR ADDITIONAL DEMOLITION INFORMATION

REMOVE EXISTING VALVES, SEE SHEET 204 FOR ADDITIONAL DEMOLITION

MINIMUM LIMITS OF CONCRETE REMOVAL (REMOVE AT NEAREST JOINT)

REMOVE EXISTING TRANSFORMER AND CONCRETE PAD

REMOVE EXISTING GENERATOR, CONCRETE PAD AND CONCRETE ELECTRIC BOX, SEE SHEET 204 FOR ADDITIONAL DEMOLITION

EXISTING FENCE AT TOP OF FLOOD WALL TO REMAIN

RELOCATE EXISTING LIGHT POLE, SEE SHEET 204 FOR ADDITIONAL DEMOLITION. FOR NEW LOCATION, SEE SHEET 801.

REMOVE EXISTING GRAVEL SURFACE FOR CONSTRUCTION, SEE SHEET 205 FOR GRAVEL SURFACE REHABILITATION

RELOCATE EXISTING FENCE, SEE SHEET 205

REMOVE ALL SURFACE FEATURES UNLESS OTHERWISE NOTED. SEE SHEET 204 FOR ADDITIONAL DEMOLITION INFORMATION.

SAWCUT AND REMOVE CONCRETE WALKWAY FOR PIPE DEMOLITION AND INSTALLATION

SAWCUT AND REMOVE CONCRETE WALKWAY FOR PIPE DEMOLITION AND INSTALLATION

REMOVE EXISTING BURIED INLET IF ENCOUNTERED

APPROXIMATE LIMITS OF SURFACE PAVEMENT REMOVAL

SAWCUT AND REMOVE FULL DEPTH OF EXISTING PAVEMENT

APPROXIMATE LIMITS OF SURFACE PAVEMENT REMOVAL

SAWCUT AND REMOVE FULL DEPTH OF EXISTING PAVEMENT

MATCHLINE – SEE ABOVE

GRAPHIC SCALE

10 0 5 10 20 40

1 inch = 10 feet

NO.	DATE	DESCRIPTION

REVISIONS

SITE DEMOLITION PLAN

CHARLES TOWN UTILITY BOARD

CHARLES TOWN WASTEWATER TREATMENT FACILITY IMPROVEMENT PROJECT

CITY OF CHARLES TOWN, JEFFERSON COUNTY, WEST VIRGINIA

CHRISTOPHER W. CONNOR REGISTERED 20110 STATE OF WEST VIRGINIA PROFESSIONAL ENGINEER

SEAL

GD&F GWIN DOBSON & FOREMAN ENGINEERS
3121 Fairway Drive
Altoona, PA 16602
814.943.5214
gdfengineers.com

DATE:	–	JOB:	20045	SCALE:	
FILE:	20045_203	DRAWN BY:		CHECKED BY:	

SHEET NO: 203

PLOT CREATED: 8/30/2021 1:51 PM

G:\20045_CHARLES TOWN WWTF\20045_203

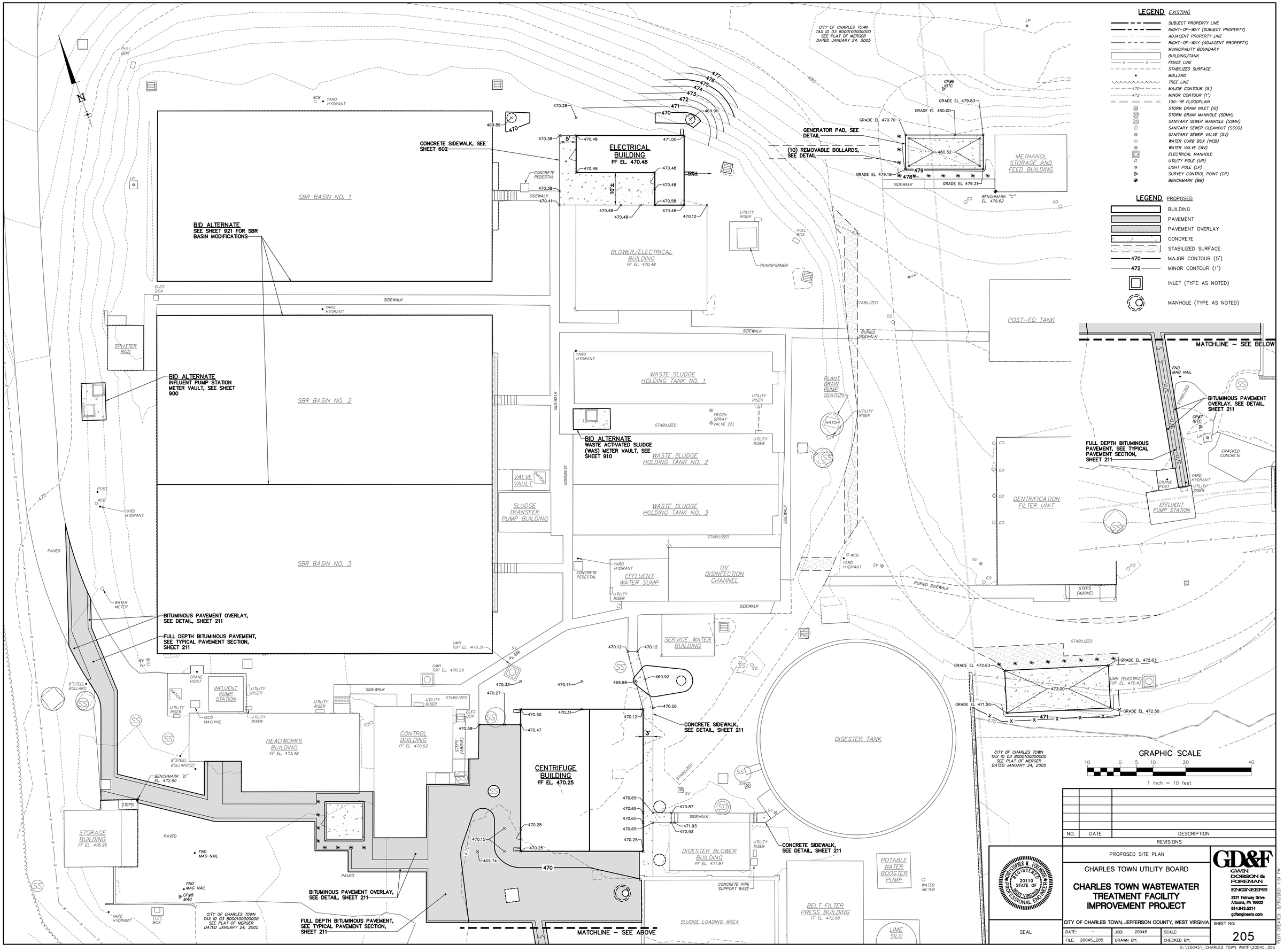
LEGEND EXISTING
SUBJECT PROPERTY LINE
RIGHT-OF-WAY (SUBJECT PROPERTY)
ADJACENT PROPERTY LINE
RIGHT-OF-WAY (ADJACENT PROPERTY)
MUNICIPALITY BOUNDARY
BUILDING/TANK
FENCE LINE
STABILIZED SURFACE
BOLLARD
TREE LINE
MAJOR CONTOUR (5')
MINOR CONTOUR (1')
100-YR FLOODPLAIN
STORM DRAIN INLET (IG)
STORM DRAIN MANHOLE (SDMH)
SANITARY SEWER MANHOLE (SSMH)
SANITARY SEWER CLEANOUT (SSCO)
SANITARY SEWER VALVE (SV)
WATER CURB BOX (WCB)
WATER VALVE (WV)
ELECTRICAL MANHOLE
UTILITY POLE (UP)
LIGHT POLE (LP)
SURVEY CONTROL POINT (CP)
BENCHMARK (BM)
LEGEND PROPOSED
BUILDING
PAVEMENT
PAVEMENT OVERLAY
CONCRETE
STABILIZED SURFACE
MAJOR CONTOUR (5')
MINOR CONTOUR (1')
INLET (TYPE AS NOTED)
MANHOLE (TYPE AS NOTED)
CITY OF CHARLES TOWN TAX ID 03 8000100000000 SEE PLAT OF MERGER DATED JANUARY 24, 2005
GENERATOR PAD, SEE DETAIL
(10) REMOVABLE BOLLARDS, SEE DETAIL
METHANOL STORAGE AND FEED BUILDING
ELECTRICAL BUILDING FF EL. 470.48
CONCRETE SIDEWALK, SEE SHEET 602
SBR BASIN NO. 1
BID ALTERNATE SEE SHEET 921 FOR SBR BASIN MODIFICATIONS
BLOWER/ELECTRICAL BUILDING FF EL. 470.48
SBR BASIN NO. 2
BID ALTERNATE INFLUENT PUMP STATION METER VAULT, SEE SHEET 900
WASTE SLUDGE HOLDING TANK NO. 1
BID ALTERNATE WASTE ACTIVATED SLUDGE (WAS) METER VAULT, SEE SHEET 910
WASTE SLUDGE HOLDING TANK NO. 2
WASTE SLUDGE HOLDING TANK NO. 3
SLUDGE TRANSFER PUMP BUILDING
VALVE VAULT
EFFLUENT WATER SUMP
UV DISINFECTION CHANNEL
SBR BASIN NO. 3
BITUMINOUS PAVEMENT OVERLAY, SEE DETAIL, SHEET 211
FULL DEPTH BITUMINOUS PAVEMENT, SEE TYPICAL PAVEMENT SECTION, SHEET 211
SERVICE WATER BUILDING
POST-EQ TANK
PLANT DRAIN PUMP STATION
DENTRIFICATION FILTER UNIT
EFFLUENT PUMP STATION
MATCHLINE - SEE BELOW
INFLUENT PUMP STATION
HEADWORKS BUILDING FF EL. 473.48
CONTROL BUILDING FF EL. 470.62
CENTRIFUGE BUILDING FF EL. 470.25
DIGESTER TANK
DIGESTER BLOWER BUILDING FF EL. 471.97
POTABLE WATER BOOSTER PUMP
BELT FILTER PRESS BUILDING FF EL. 472.08
SLUDGE LOADING AREA
LIME SILO
STORAGE BUILDING FF EL. 476.95
CONCRETE SIDEWALK, SEE DETAIL, SHEET 211
MATCHLINE - SEE ABOVE
GRAPHIC SCALE
1 inch = 10 feet
NO. DATE DESCRIPTION
REVISIONS
PROPOSED SITE PLAN
CHARLES TOWN UTILITY BOARD
CHARLES TOWN WASTEWATER TREATMENT FACILITY IMPROVEMENT PROJECT
CITY OF CHARLES TOWN, JEFFERSON COUNTY, WEST VIRGINIA
GD&F GWIN DOBSON & FOREMAN ENGINEERS
3121 Fairway Drive Altoona, PA 16602
814.943.5214
gdfengineers.com
SEAL
DATE: - JOB: 20045 SCALE:
FILE: 20045_205 DRAWN BY: CHECKED BY:
SHEET NO: 205
PLOT CREATED: 8/30/2021 1:51 PM
G:\20045_CHARLES TOWN WWTF\20045_205

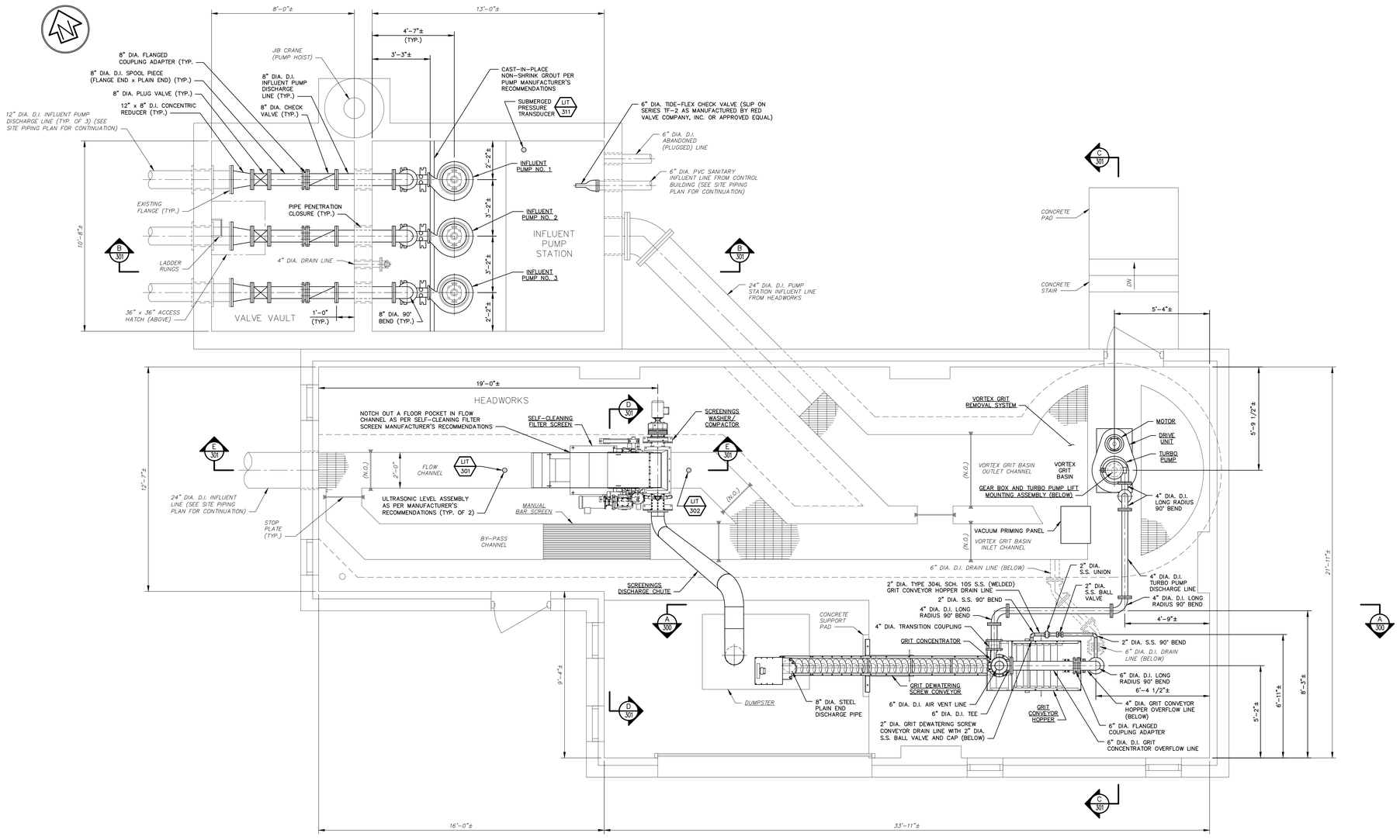

HEADWORKS PLAN
SCALE: 3/8" = 1'-0"

LEGEND

- EXISTING GRATING
- (N.O.) NORMALLY OPEN
- INSTRUMENTATION DEVICE

NOTES:

1. SEE PLUMBING DRAWINGS FOR SELF-CLEANING FILTER SCREEN, SCREENINGS WASHER/COMPACTOR AND VORTEX GRIT REMOVAL SYSTEM WATER SUPPLY CONNECTIONS.
2. HEADWORKS AREA IS CLASSIFIED: CLASS 1, DIVISION 2, GROUP D PER NFPA 820 2008. ALL MATERIAL AND EQUIPMENT SHALL MEET THE CLASS 1, DIVISION 2, GROUP D REQUIREMENTS.
3. CONTRACTOR MUST MAINTAIN FLOW THROUGH THE FACILITY AT ALL TIMES. UTILIZE BYPASS TEE NEAR THE SPLITTER BOX DURING CONSTRUCTION IN THIS AREA.
4. CONTRACTOR IS RESPONSIBLE FOR CLEANING ALL TANKS AND CHANNELS AS NECESSARY TO INSTALL NEW EQUIPMENT.
5. CONTRACTOR TO PROVIDE TEMPORARY PUMPS TO BYPASS INFLUENT PUMP STATION DURING CONSTRUCTION. SEE HYDRAULIC PROFILE FOR FLOW RATES.
6. CONTRACTOR TO FIELD VERIFY NEW GRIT REMOVAL SYSTEM IS ABLE TO BE BROUGHT INTO BUILDING VIA OVERHEAD DOOR. THERE IS NO ROOF ACCESS TO LOWER EQUIPMENT THROUGH.

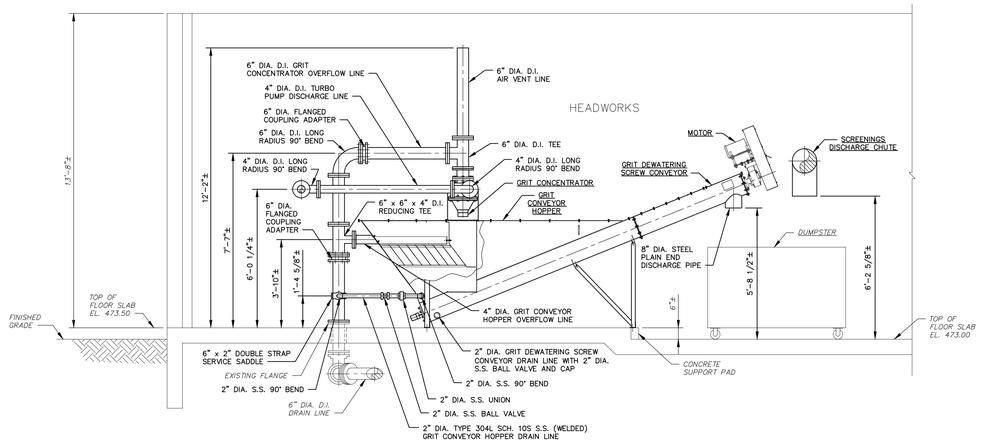

SECTION A-A - 300
SCALE: 3/8" = 1'-0"

NO.	DATE	DESCRIPTION
		REVISIONS

HEADWORKS PLAN AND SECTION

CHARLES TOWN UTILITY BOARD

CHARLES TOWN WASTEWATER TREATMENT FACILITY IMPROVEMENT PROJECT

CITY OF CHARLES TOWN, JEFFERSON COUNTY, WEST VIRGINIA

SEAL

CHRISTOPHER W. EDLUND REGISTERED 20110 STATE OF WEST VIRGINIA PROFESSIONAL ENGINEER

GD&F GWIN DOBSON & FOREMAN ENGINEERS
3121 Fairway Drive
Altoona, PA 16602
814.943.5214
gdfengineers.com

DATE: –	JOB: 20045	SCALE: AS NOTED
FILE: 20045_300	DRAWN BY: RLN	CHECKED BY: CME

SHEET NO: 300

PLOT CREATED: 8/26/2021 10:21 AM

G:\20045_CHARLES TOWN WWTF\20045_300

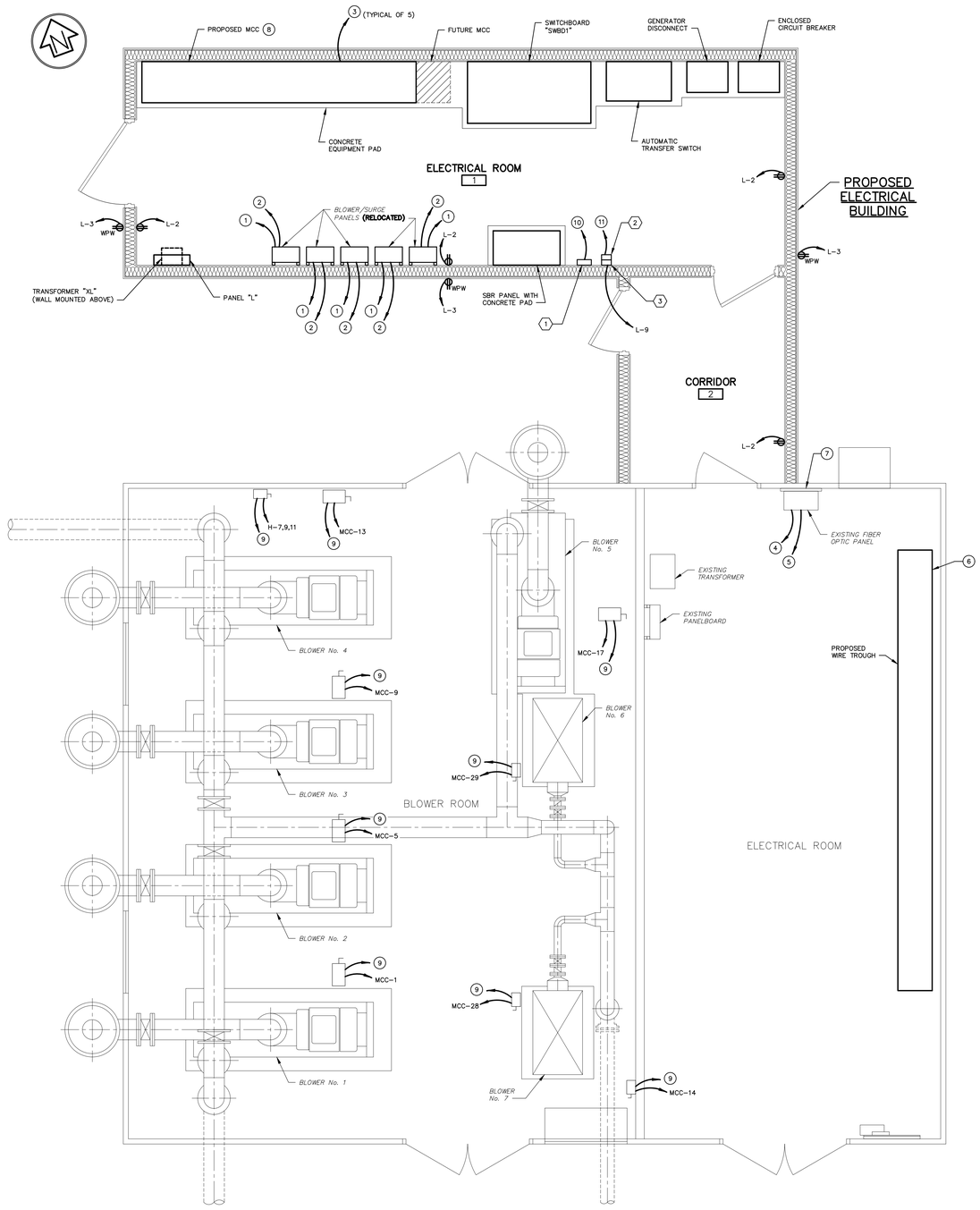

ELECTRICAL BUILDING POWER PLAN
SCALE: 3/8" = 1'-0"

POWER PLAN NOTES:

1. PROVIDE ONE (1)–#16 TSP IN ONE (1)–3/4" CONDUIT AND SIX (6)–#14 CONDUCTORS IN ONE (1)–3/4" CONDUIT FROM ICEAS SURGE PANELS TO ICEAS BLOWER SOFT STARTERS.
2. PROVIDE SIX (6)–#14 CONDUCTORS IN ONE (1)–3/4" CONDUIT FROM ICEAS SURGE PANEL TO SBR PANELS.
3. CONTRACTOR SHALL REMOVE CONTROL TRANSFORMER FROM EXISTING ICEAS BLOWER MCC BUCKET TO BE RELOCATED INSIDE PROPOSED ICEAS BLOWER MCC BUCKET.
4. PROVIDE TWO (2)–CAT6 CABLES IN ONE (1)–3/4" CONDUIT FROM PROPOSED SBR PANEL TO EXISTING FIBER OPTIC PANEL.
5. PROVIDE ONE (1)–6 STRAND 50 MICRON FIBER OPTIC OSP CABLE IN ONE (1)–2" CONDUIT FROM FIBER PATCH PANEL IN EXISTING ELECTRICAL ROOM TO FIBER PATCH PANEL IN CONTROL BUILDING.
6. CONTRACTOR SHALL PROVIDE AN OPEN BOTTOM WIRE TROUGH IN PLACE OF EXISTING MCC FOR CONCEALING WIRES AND CONDUIT STUBS AFTER LOAD TRANSFER IS COMPLETE AND EXISTING MCC IS REMOVED. SEE SHEET 103 FOR ADDITIONAL INFORMATION REGARDING SEQUENCE OF DEMOLITION AND INSTALLATION.
7. CONTRACTOR SHALL RELOCATE TWO (2)–3" CONDUITS FOR FIBER OPTIC CABLE. CONTRACTOR TO PROVIDE 3" CONDUIT AND FITTINGS AS REQUIRED FOR RELOCATION. RE-TERMINATION TO BE PERFORMED AS REQUIRED.
8. CONTRACTOR SHALL ROUTE ALL WIRE AND CONDUIT FROM PROPOSED MCC TO PROPOSED WIRE TROUGH IN EXISTING ELECTRICAL ROOM AS SHOWN ON THE MCC SCHEDULE ON SHEET 816. CONTRACTOR SHALL ROUTE CONDUITS ABOVE DROP CEILING IN PROPOSED ELECTRICAL ROOM THROUGH CORRIDOR INTO EXISTING ELECTRICAL ROOM. ROUTE CONDUITS HIGH ALONG EXISTING ELECTRICAL ROOM WALL AND CEILING AND DROP DOWN TO PROPOSED WIRE TROUGH. CONDUITS SHALL BE ROUTED IN A NEAT AND ORDERLY MANNER. PROVIDE ALL CONDUIT SUPPORTS, HANGERS AND APPURTENANCES AS REQUIRED.
9. CONTRACTOR SHALL RECONNECT PROPOSED CONDUCTORS TO EXISTING DISCONNECT SWITCH.
10. PROVIDE ONE (1)–BELDEN 8770 CABLE FROM INSTRUMENTATION BRANCHING MODULE TO FIELDBUS LINKING MODULE.
11. PROVIDE ONE (1)–CAT6 CABLE IN ONE (1)–3/4" CONDUIT FROM FIELDBUS LINKING MODULE TO SBR CONTROL PANEL.

EQUIPMENT NOTES:

1. MIQ/5B IQ SENSORNET BRANCHING MODULE WITH SENSOR CALIBRATION KIT OR APPROVED EQUAL.
2. IQ SENSORNET FIELDBUS LINKING MODULE OR APPROVED EQUAL.
3. IQ SENSORNET MIQ/PS POWER SUPPLY MODULE OR APPROVED EQUAL.

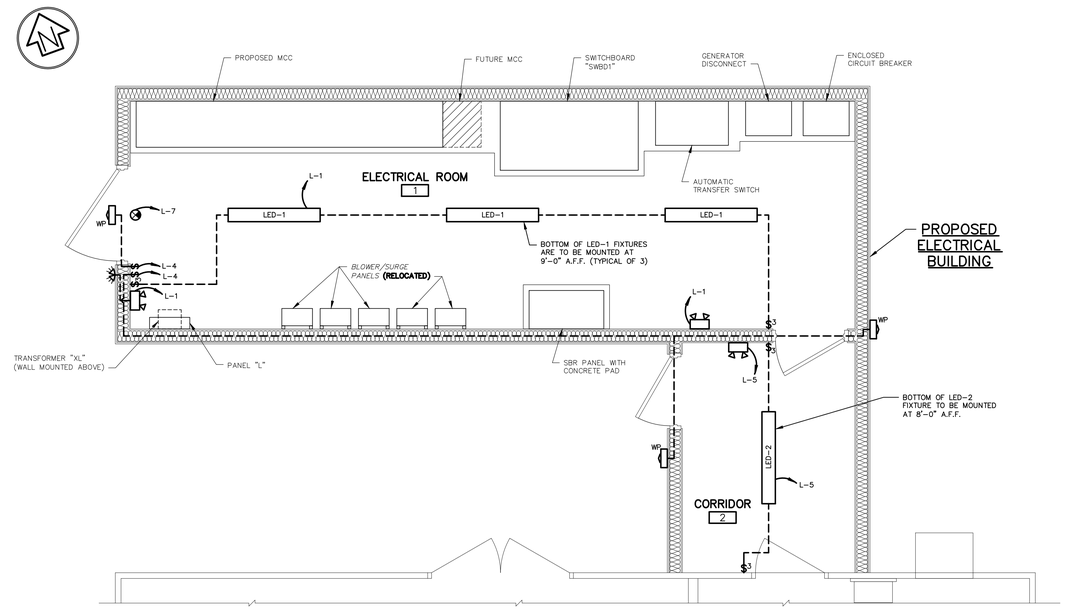

ELECTRICAL BUILDING LIGHTING PLAN
SCALE: 3/8" = 1'-0"

NO.	DATE	DESCRIPTION
		REVISIONS

ELECTRICAL BUILDING POWER PLAN

CHARLES TOWN UTILITY BOARD

CHARLES TOWN WASTEWATER TREATMENT FACILITY IMPROVEMENT PROJECT

CITY OF CHARLES TOWN, JEFFERSON COUNTY, WEST VIRGINIA

CHRISTOPHER W. EDMONDS REGISTERED 20110 STATE OF WEST VIRGINIA PROFESSIONAL ENGINEER

SEAL

GD&F GWIN DOBSON & FOREMAN ENGINEERS
3121 Fairway Drive
Altoona, PA 16602
814.943.5214
gdfengineers.com

DATE: –	JOB: 20045	SCALE: AS NOTED
FILE: 20045_809	DRAWN BY: HRO	CHECKED BY: MPR

SHEET NO: 809

PLOT CREATED: 8/5/2021 9:25 AM

G:\20045_CHARLES TOWN WWTF\20045_809

VENDOR SORT KEY	DESCRIPTION	FUND	DEPARTMENT		AMOUNT
	CHLORINE	WATER FUND	WATER		1,663.00
	CHLORINE	WATER FUND	WATER		1,453.00
	4" CL/250 SDR-17 YELOWINE	SEWER FUND	SEWER		1,214.20
	SEWER PARTS	SEWER FUND	SEWER		4,766.13
				TOTAL:	13,341.96
NYS OFFICE OF STATE COMPTROLLER OFFICE	UNCLAIMED PROPERTY RY 2021	WATER FUND	NON-DEPARTMENTAL		93.25
				TOTAL:	93.25
USA BLUEBOOK	6-DRM SPILLPAL, 2-DRM SPIL	SEWER FUND	SEWER		822.90
				TOTAL:	822.90
VALLEY CREDIT SERVICE, INC.	AUG COLLECTIONS	WATER FUND	WATER		572.98
	AUG COLLECTIONS	SEWER FUND	SEWER		572.97
	PSD AUG COLLECTIONS	SEWER FUND	SEWER		130.02
				TOTAL:	1,275.97
WV DEPARTMENT OF TRANSPORTATION	PERMIT FOR SEWER LINE	SEWER FUND	SEWER		134.80
				TOTAL:	134.80

========== FUND TOTALS ==========

50	WATER FUND	49,768.25
60	SEWER FUND	68,966.41
	GRAND TOTAL:	118,734.66

TOTAL PAGES: 3

APPROVED BY: _____

APPROVED BY: _____

This Packet: $ 118,734.66
Security Deposit refunds, checks dated 9/08/2021: 1,432.01
WV Water Dev.Auth #2017-175 Infrstrctr FndPrjct, check dated 9/22/2021: 405.62

Total: $ 120,572.29

Note:

Highlighted invoice to be reimbursed for the R&R Project

VENDOR SORT KEY	DESCRIPTION	FUND	DEPARTMENT	AMOUNT
	WWTP UPGRADE	SEWER FUND	NON-DEPARTMENTAL	37,637.77
			TOTAL:	38,329.37
HACH COMPANY	FLUORIDE, PHENOL REDIND, K	WATER FUND	WATER	1,127.78
			TOTAL:	1,127.78
PROTOUCH COMMUNICATIONS, LLC	AUG SVCS: AFTER-HOURS EMER	WATER FUND	WATER	124.72
			TOTAL:	124.72
JAMES RIVER EQUIPMENT	GREASE C	WATER FUND	WATER	241.56
	GREASE C	WATER FUND	WATER	483.12
	2018 ROCKLAND ED	SEWER FUND	SEWER	1,820.00
	SVC CALL: PARKVIEW MH PARK	SEWER FUND	SEWER	4,305.30
			TOTAL:	6,849.98
JOHN P PLACE, INC.	AIR PUMP, BCKCVR UPGRADE K	SEWER FUND	SEWER	4,093.98
			TOTAL:	4,093.98
MICRO-TECH DESIGNS, INC.	WLLWSPRGS PS TRBLSHTNG	SEWER FUND	SEWER	592.00
			TOTAL:	592.00
MISS UTILITY OF WV, INC.	MESSAGE FEES: AUG	WATER FUND	WATER	246.40
			TOTAL:	246.40
MT ELECTRONICS, INC	SEWER CAMERA CABLE	SEWER FUND	SEWER	301.00
	SEWER CAMERA REPAIR	SEWER FUND	SEWER	997.50
			TOTAL:	1,298.50
NACWA	FY 2022 MEMBERSHIP DUES	SEWER FUND	SEWER	750.00
			TOTAL:	750.00
CHRIS OWENS	PER DIEM: 9/26-10/01/21	WATER FUND	WATER	275.00
			TOTAL:	275.00
PACE ANALYTICAL SERVICES, LLC	TESTING: CT WEEKLY	SEWER FUND	SEWER	176.19
	TESTING: TUSC MONTHLY	SEWER FUND	SEWER	173.19
			TOTAL:	349.38
RAILROAD MGMT CO, IV LLC	RANSON, PIPE WATER LICENSE	WATER FUND	WATER	545.88
			TOTAL:	545.88
SG PLUMBING, INC.	MALLARD CT: 8/25/21	WATER FUND	WATER	990.00
			TOTAL:	990.00
SHENANDOAH AIR CONDITIONING & HEATING,	AC FIX @ FLOWING SPRINGS P	SEWER FUND	SEWER	198.00
			TOTAL:	198.00
GERALD TAYLOR CO., INC.	VAC / TRANSPORT	WATER FUND	WATER	208.06
	VAC / TRANSPORT	WATER FUND	WATER	234.07
	VAC / TRANSPORT	WATER FUND	WATER	468.13
	SUPERVAC LIFT STATIONS	SEWER FUND	SEWER	1,918.37
	SUPERVAC / DISPOSE ONSITE	SEWER FUND	SEWER	1,358.31
			TOTAL:	4,186.94
THE CI THORNBURG CO, INC.	WATER PARTS	WATER FUND	WATER	3,890.99
	3/4"AYM 76101FIPTXFIPTBALL	WATER FUND	WATER	354.64

VENDOR SORT KEY	DESCRIPTION	FUND	DEPARTMENT	AMOUNT
AMERIGAS	TANK RENTAL: SITE #5-1	SEWER FUND	SEWER	139.00
			TOTAL:	139.00
APPARATAUS REPAIR & ENGINEERING, INC	EMRGYRPR STTLD SLDS PMPMTR	WATER FUND	WATER	3,202.06
			TOTAL:	3,202.06
BIEDLER'S ELECTRIC MOTOR REPAIR, INC.	DEERFIELD PLANT- 4 PUMPS	SEWER FUND	SEWER	4,194.28
	TUSCAWILLA PLANT- RAS PUMP	SEWER FUND	SEWER	330.00
			TOTAL:	4,524.28
CEDARCHEM, LLC	2,000G CEDARCLEAR 1757	WATER FUND	WATER	9,162.88
			TOTAL:	9,162.88
CORE & MAIN	5-1/4VOB62B HYD 4'0"B 6MJ	WATER FUND	WATER	2,534.56
	PVCC909DR18 ULTRA BLUE PIP	WATER FUND	WATER	668.00
	10PVC C909DR18 ULTRABLUEPI	WATER FUND	WATER	2,540.92
	MAX-4 4CLAY/DI/AC/CI/PL CP	SEWER FUND	SEWER	1,247.52
			TOTAL:	6,991.00
COYNE CHEMICAL	AMMNMSLFT 40%NSF, HYDRFLSL	WATER FUND	WATER	2,246.29
			TOTAL:	2,246.29
CRYSTAL SPRINGS	MONTHLY SVC@ WWTP	WATER FUND	WATER	18.94
	MONTHLY SVC@ 661 S GEORGE	WATER FUND	WATER	61.72
	MONTHLY SVC@ 661 S GEORGE	SEWER FUND	SEWER	61.72
			TOTAL:	142.38
DEWBERRY ENGINEERS INC	TO3 CAPITAL IMPRVMNTS PLNG	WATER FUND	NON-DEPARTMENTAL	2,500.00
			TOTAL:	2,500.00
WV DEPT OF HEALTH & HUMAN SERVICES	FLOURIDE TESTING	WATER FUND	WATER	15.00
	BACTERIOLOGICAL TESTING	WATER FUND	WATER	100.00
	BACTERIOLOGICAL TESTING	WATER FUND	WATER	40.00
	BACTERIOLOGICAL TESTING	WATER FUND	WATER	40.00
			TOTAL:	195.00
ERA	PH: WASTEWATER	SEWER FUND	SEWER	105.72
			TOTAL:	105.72
EXCEL COMMUNICATIONS	ZULTYS RENEWAL	WATER FUND	WATER	470.98
	ZULTYS RENEWAL	SEWER FUND	SEWER	470.99
			TOTAL:	941.97
FORD MOTOR CREDIT CO, LLC	2-2017 FORD F-150 TRUCK	WATER FUND	NON-DEPARTMENTAL	11,268.63
	2-2017 FORD F-150 TRUCK	WATER FUND	WATER	501.45
			TOTAL:	11,770.08
FRONTIER COMMUNICATIONS	304-876-2120-111514-4	WATER FUND	WATER	94.63
	304-876-9970-121914-4	WATER FUND	WATER	94.63
			TOTAL:	189.26
GUTTMAN ENERGY	W/E 9/12/21	WATER FUND	WATER	543.38
	W/E 9/12/21	SEWER FUND	SEWER	454.55
			TOTAL:	997.93
GWIN DOBSON & FOREMAN INC	WA RETAINER SVCS	WATER FUND	WATER	691.60

CHARLES TOWN UTILITY BOARD
WATER/SEWER SYSTEMS UPGRADE PROJECTS

RUMMEL, KLEPPER & KAHL, LLP

TASK NO. 18

PROFESSIONAL ENGINEERING & SURVEYING SERVICES

WENDY'S PUMP STATION UPGRADE

September 14, 2021

Being a part of Agreement Between
Charles Town Utility Board and Rummel, Klepper & Kahl, LLP
dated November 13, 2019

This Task No. 18 dated September 14, 2021 to the Agreement between Charles Town Utility Board (CTUB) and Rummel, Klepper, and Kahl, LLP (RK&K) dated November 13, 2019 is to provide professional engineering and surveying services for assisting with the modifications to the Wendy's Pump Station. Modifications will include pump replacement and installation of a flow meter.

Scope of Services

The following summarizes RK&K's services as part of this Task:

1. RK&K will perform a field survey to locate existing rights-of-way and property lines, utilities and other relevant information at the Wendy's Pump Station.
2. RK&K will prepare preliminary plans for installation of a flow meter at the Wendy's Pump Station.
3. RK&K will perform a pump analysis and pump selection for replacing the existing pumps for meeting current and future anticipated flows.
4. RK&K will perform courthouse research (online) and will prepare a preliminary easement and description for additional property needed at the Wendy's Pump Station in order to install a flow meter.
5. RK&K will submit the preliminary design and easement to the CTUB Staff for review, approval and authorization to proceed to final design plans.
6. RK&K will prepare the plans in accordance with CTUB sewer design standards.
7. RK&K will submit the final design and easement to the CTUB Staff for review and approval.
8. RK&K will revise the final design and easement, incorporating review comments.
9. Prior to Construction, RK&K will stake out the proposed flow meter vault and easement to assist CTUB with construction.
10. RK&K will provide Engineering assistance during construction to answer relevant questions from CTUB Staff during construction.

Schedule

Subject to weather and CTUB review time, RK&K anticipates forty-five working days to perform the field survey, preparation of drawing, etc. from issuance of notice to proceed.

Estimated Person-Hours per Phase by Category, Engineer's Consultant Costs and Other Direct Costs

A fee derivation is attached as Page 3 which includes RK&K's estimated person-hours by category and other direct costs anticipated to complete the work for this project.

Materials and Resources Required of CTUB

- CTUB will be responsible for providing available mapping and as-built drawings for the Wendy's Pump Station to facilitate RK&K's design.
- CTUB will be responsible for providing portable flow monitor data in manholes designated by RK&K.
- CTUB will be responsible for providing current daily pump runtimes from the Wendy's Pump Station.
- CTUB will be responsible for any and all construction related materials and equipment.

Estimated Not-To-Exceed Fee

RK&K will provide the scope of services described above at an amount equal to Engineer's Direct Labor Costs times a factor of 2.7 for the services of Engineer's personnel engaged on the Project, plus Reimbursable Expenses.

The total estimated Not-to-Exceed fee to perform the work is $9,900 as shown on RK&K's enclosed fee derivation.

Authorization

This No. 18, Wendy's Pump Station Upgrade, dated September 14, 2021 and being a part of the Agreement between Charles Town Utility Board and Rummel, Klepper & Kahl, LLP for Engineering Services for Water/Sewer Systems Upgrade Projects dated November 13, 2019, is approved by the following duly authorized officials:

Engineer: RUMMEL, KLEPPER & KAHL, LLP

John W. Cole, PE — Date: 09/14/2021
Senior Manager, Municipal Engineering

Owner: Charles Town Utility Board

Kristen Stolipher — Date: 9/15/21
Utility General Manager

RUMMEL, KLEPPER KAHL, LLP
FEE DERIVATION
CHARLES TOWN UTILITY BOARD
TASK 18
WENDY'S PUMP STATION UPGRADES

September 14, 2021

Scope of Services	Manager	Associate Engineer	Senior Designer	Professional Surveyor	Senior Survey Technician	Survey Party Chief	Survey Technician	Misc. Exp.	Task Total Hours
Technical Assistance									
Meeting	1	4	4						9
Surveying / Mapping / Easement				3	16	16	16	$ -	51
Flow Meter / Pump Analysis		8	40						48
Construction Assistance	1	2							3
Total Hours	**2**	**14**	**44**	**3**	**16**	**16**	**16**	**$ -**	**111**

NTE Cost	**$ 9,900.00**