CHARLES TOWN UTILITY BOARD
AGENDA

WEDNESDAY, MARCH 8, 2023

Regular Meeting | **661 South George Street, Charles Town, WV 25414** | **4:00 PM**

CALL TO ORDER

1. **APPROVAL OF MINUTES**
   a. Approval of February 22, 2023 Regular Meeting Minutes
   UB Minutes 2023.02.22.pdf

2. **PUBLIC COMMENT**
   This portion of the agenda is designed for members of the general public to share thoughts on items of interest in the community. By law, Board members may ask clarifying questions or discuss procedural matters but are not permitted to discuss the policy merits of any issue unless it is scheduled for discussion.

   The public is invited to attend this meeting in person or via webcast (www.ctubwv.com- Board Meetings - Meeting Agendas and Minutes 2023) or by accessing the following zoom link:

   https://us06web.zoom.us/j/81071456942?pwd=VWpjQWc4UzBJRE1xMitEOGFVTUltdz09

   Meeting ID: 810 7145 6942
   Passcode: 480773
   +1 301 715 8592 US

3. **UNFINISHED BUSINESS**
   a. Temporary Access Easement Lease Agreement - Possible Executive Session Under: WV State Code Section §6-9A-4(b)(9) - To consider matters involving or affecting the purchase, sale or lease of property, advance construction planning, the investment of public funds or other matters involving commercial competition, which if made public, might adversely affect the financial or other interest of the state or any political subdivision and involving contract matters.
   b. Easement Agreement in WVDOH Right-Of-Way - Possible Executive Session Under: WV State Code Section §6-9A-4(b)(9) - To consider matters involving or affecting the purchase, sale or lease of property, advance construction planning, the investment of public funds or other matters involving commercial competition, which if made public, might adversely affect the financial or other interest of the state or any political

subdivision and involving contract matters.

4. **NEW BUSINESS**
   a. Renewal and Replacement Project Resolution No. 5 - Contractor Pay Application No. 5
      Pay Application No. 5.pdf
   b. Legal Services RFP - Possible Executive Session Under: WV State Code Section §6-9A-4(b)(9) - To consider matters involving or affecting the purchase, sale or lease of property, advance construction planning, the investment of public funds or other matters involving commercial competition, which if made public, might adversely affect the financial or other interest of the state or any political subdivision and involving contract matters.
   c. Collection System Project - Senator Manchin Earmark FY 2023
   d. Wastewater Sludge Truck Purchase
      Truck Info.pdf
   e. Discussion on Fiber Installation and Locating

5. **MANAGER REPORTS**
   a. Utility Manager Report
      UM Report 2023.03.08.pdf
      January 2023 Revenue & Expense Report.pdf
      Accepted Funding Decision Letter 2021S-2041 2023.03.01.pdf
   b. Chairman Report

6. **APPROVAL OF BILLS**
   a. March 8, 2023
      Board Report 2023.03.08.pdf

7. **ADJOURNMENT**

8. **INFORMATION ONLY**
   a. Next Meeting - March 22, 2023

Charles Town Utility Board
Special Board Meeting
February 22, 2023

The Charles Town Utility Board held a special meeting on February 22, 2023 at 4:00 P.M. Members of the Board present were John Barkley, Duke Pierson, Tommy Stocks and Jeff Whitten. Also present were Kristen Stolipher, April Shultz, Hoy Shingleton, Ashley Stottlemyer and Claire Ath, County Commission Liaison.

CALL TO ORDER

Chairman John Barkley called the meeting to order at 4:00 P.M.

APPROVAL OF MINUTES

Approval of February 8, 2023 Regular Meeting Minutes

The Chairman called for changes or corrections to the February 8, 2023 regular meeting minutes.

Action: **Motion by Mr. Pierson, second by Mr. Whitten, the Board unanimously approved the minutes as presented.**

PUBLIC COMMENT

The Board received no public comments.

OLD BUSINESS

Easement Agreement in WVDOH Right-Of-Way - Possible Executive Session Under: WV State Code Section §6-9A-4(b)(9) - To consider matters involving or affecting the purchase, sale or lease of property, advance construction planning, the investment of public funds or other matters involving commercial competition, which if made public, might adversely affect the financial or other interest of the state or any political subdivision and involving contract matters.

This item was moved to the end of the meeting.

Action: **No action required by the Board.**

NEW BUSINESS

Renewal and Replacement Project

- Change Order No. 1 – Centrifuge Building H-Pile Foundation

Chris Eckenrode, from Gwin Dobson & Foreman, presented Change Order No. 1 to modify the Centrifuge Building to an H-Pile design with concrete pile cap as the result of encountering unsuitable soils. Mrs. Stolipher provided the total change order cost is $498,183.42 and discussed potential funding options. Mr. Eckenrode also gave a brief update on the project progress and schedule. The Board provided discussions.

Action: **Motion made by Mr. Pierson, second by Mr. Whitten, the Board unanimously approved Change Order No. 1 as submitted, but requested a financial outline on how to cover the costs at the next meeting.**

MANAGER REPORTS

Utility Manager Report

Mrs. Stolipher briefed the Board on this month's sewer and water efforts including an update on the PSC cases and issues with the fiber installation throughout the City. The Board provided discussions.

Action: **No action required by the Board.**

Chairman Report

The Chairman mentioned discussions with the Locust Hill HOA regarding damages to City owned property in the development.

Action: **No action required by the Board.**

APPROVAL OF BILLS

February 22, 2023

Action: **Motion by Mr. Stocks, second by Mr. Pierson, the Board unanimously approved the payment of the bills.**

EXECUTIVE SESSION

Easement Agreement in WVDOH Right-Of-Way - Possible Executive Session Under: WV State Code Section §6-9A-4(b)(9) - To consider matters involving or affecting the purchase, sale or lease of property, advance construction planning, the investment of public funds or other matters involving commercial competition, which if made public, might adversely affect the financial or other interest of the state or any political subdivision and involving contract matters.

Action: **Motion by Mr. Pierson, second by Mr. Whitten, the Board unanimously approved convening into Executive Session at 4:20 P.M. to discuss an easement agreement in a WVDOH Right-of-Way.**

Executive session was over at 4:46 P.M. with no action.

There being no further business at this time, the Board adjourned the meeting at 4:47 P.M.

Action: **Motion by Mr. Pierson, second by Mr. Whitten, the Board unanimously approved the motion to adjourn.**

INFORMATION ONLY

The next special meeting is scheduled for Wednesday, March 8, 2023 at 4:00 P.M. at 661 S. George Street.

_____ _____

John Barkley
Chairman

Ashley Stottlemyer
Secretary

EJCDC
ENGINEERS JOINT CONTRACT DOCUMENTS COMMITTEE

Contractor's Application for Payment No. 5

Application Period: 2/01/23-2/28/23	Application Date: 2/28/2022	
To (Owner): CHARLES TOWN UTILITY BOARD	From (Contractor): ALVAREZ CONTRACTORS, INC.	Via (Engineer): GWIN, DOBSON & FOREMAN INC.
Project: CHARLES TOWN WASTEWATER TREATMENT PLANT IMPROVEMENTS PROJECT	Contract: CONTRACT #1	
Owner's Contract No.:	Contractor's Project No.:	Engineer's Project No.:

Application For Payment

Change Order Summary

Approved Change Orders

Number	Additions	Deductions
TOTALS		
NET CHANGE BY CHANGE ORDERS		

1. ORIGINAL CONTRACT PRICE	$	$10,151,000.00
2. Net change by Change Orders	$	
3. Current Contract Price (Line 1 ± 2)	$	$10,151,000.00
4. TOTAL COMPLETED AND STORED TO DATE (Column F total on Progress Estimates)	$	$850,423.33
5. RETAINAGE:		
a. 10% X $761,129.00 Work Completed	$	$76,112.90
b. 10% X $89,294.33 Stored Material	$	$8,929.43
c. Total Retainage (Line 5.a + Line 5.b)	$	$85,042.33
6. AMOUNT ELIGIBLE TO DATE (Line 4 - Line 5.c)	$	$765,381.00
7. LESS PREVIOUS PAYMENTS (Line 6 from prior Application)	$	$673,209.09
8. AMOUNT DUE THIS APPLICATION	$	$92,171.91
9. BALANCE TO FINISH, PLUS RETAINAGE (Column G total on Progress Estimates + Line 5.c above)	$	$9,385,619.00

Contractor's Certification

The undersigned Contractor certifies, to the best of its knowledge, the following:
(1) All previous progress payments received from Owner on account of Work done under the Contract have been applied on account to discharge Contractor's legitimate obligations incurred in connection with the Work covered by prior Applications for Payment;
(2) Title to all Work, materials and equipment incorporated in said Work, or otherwise listed in or covered by this Application for Payment, will pass to Owner at time of payment free and clear of all Liens, security interests, and encumbrances (except such as are covered by a bond acceptable to Owner indemnifying Owner against any such Liens, security interest, or encumbrances); and
(3) All the Work covered by this Application for Payment is in accordance with the Contract Documents and is not defective.

Contractor Signature

By: [signature]	Date: 2/28/2023

Payment of: $ $92,171.91
(Line 8 or other - attach explanation of the other amount)

is recommended by: [signature] (Engineer) 2/23/2023 (Date)

Payment of: $ $92,171.91
(Line 8 or other - attach explanation of the other amount)

is approved by: _____ (Owner) _____ (Date)

Approved by: _____ Funding or Financing Entity (if applicable) _____ (Date)

EJCDC® C-620 Contractor's Application for Payment
© 2013 National Society of Professional Engineers for EJCDC. All rights reserved.

Progress Estimate - Lump Sum Work

Contractor's Application

For (Contract):	CHARLES TOWN WASTEWATER TREATMENT PLANT IMPROVEMENTS PROJECT	Application Number:	5
Application Period:	2/01/23-2/28/23	Application Date:	2/28/2023

			Work Completed		E	F		G
A		B	C	D				
Schedule of Values Item No.	Description	Scheduled Value ($)	From Previous Application (C+D)	This Period	Materials Presently Stored (not in C or D)	Total Completed and Stored to Date (C + D + E)	% (F / B)	Balance to Finish (B - F)
1	D1 - Moblization/Demob.	$20,000.00	$20,000.00	$0.00	$0.00	$20,000.00	100.0%	$0.00
2	D1 - Bonds/Insurance	$178,000.00	$178,000.00	$0.00	$0.00	$178,000.00	100.0%	$0.00
3	D1 - Video Taping	$4,500.00	$4,500.00	$0.00	$0.00	$4,500.00	100.0%	$0.00
4	D1 - Field Office	$18,000.00	$7,020.00	$540.00	$0.00	$7,560.00	42.0%	$10,440.00
5	D1 - QC Testing (Cash Allowance)	$50,000.00	$12,650.00	$0.00	$0.00	$12,650.00	25.3%	$37,350.00
6	D1 - Submittals/Shop Drawings by ACI	$40,000.00	$32,000.00	$2,000.00	$0.00	$34,000.00	85.0%	$6,000.00
	DIVISION 2 - SITE WORK							
7	D2 - Sediment & Erosion Control	$20,200.00	$15,150.00	$0.00	$0.00	$15,150.00	75.0%	$5,050.00
	SITE DEMOLITION							
8	D2 - Concrete Pads	$4,100.00	$205.00	$0.00	$0.00	$205.00	5.0%	$3,895.00
9	D2 - Remove all Ex. Underground Lines at Centrifuge Bldg. Site	$32,900.00	$17,108.00	$0.00	$0.00	$17,108.00	52.0%	$15,792.00
10	D2 - Remove all Ex. Underground Lines at Electrical Bldg. Site	$12,400.00				$0.00		$12,400.00
11	D2 - Remove Portions of Underground Lines at Ex. Press Bldg.	$4,200.00				$0.00		$4,200.00
	STRUCTURES & BUILDING DEMOLITION							
12	D2 - Headworks Building	$40,200.00				$0.00		$40,200.00
13	D2 - Influent Pump Station & Bypass Pump Set Up	$97,500.00	$0.00	$0.00	$6,795.23	$6,795.23	7.0%	$90,704.77
14	D2 - UV Equipment	$18,300.00				$0.00		$18,300.00
15	D2 - Plant Drain Pump Station	$14,800.00				$0.00		$14,800.00
16	D2 - Electrical Building by ACI	$7,900.00				$0.00		$7,900.00
17	D2 - Sludge Day Tank & Pump Building	$97,800.00	$78,240.00	$0.00	$0.00	$78,240.00	80.0%	$19,560.00
18	D2 - Digester Blower Building	$32,500.00	$19,500.00	$0.00	$0.00	$19,500.00	60.0%	$13,000.00
19	D2 - Sludge Transfer Pump Building	$3,200.00				$0.00		$3,200.00
20	D2 - Digester Tank	$8,200.00	$7,790.00	$0.00	$0.00	$7,790.00	95.0%	$410.00
21	D2 - SBR	$1,600.00				$0.00		$1,600.00
	EXCAVATION (MAJOR STRUCTURES)							
22	D2 - Centrifuge Building	$38,900.00	$13,615.00	$0.00	$0.00	$13,615.00	35.0%	$25,285.00
23	D2 - Electrical Building by ACI	$7,800.00				$0.00		$7,800.00
24	D2 - Blower Pad	$5,100.00				$0.00		$5,100.00
25	D2 - Generator Pad	$5,200.00				$0.00		$5,200.00
	BACKFILL (MAJOR STRUCTURES)							
26	D2 - Centrifuge Building	$42,300.00				$0.00		$42,300.00
	STRUCTURAL STONE							
27	D2 - Centrifuge Building	$13,400.00				$0.00		$13,400.00
28	D2 - Electrical Building	$5,600.00				$0.00		$5,600.00
29	D2 - FRP Building	$2,000.00				$0.00		$2,000.00
30	D2 - Generator Pad	$1,500.00				$0.00		$1,500.00
31	D2 - Blower Pad	$1,500.00				$0.00		$1,500.00
	YARD PIPING							

© 2013 National Society of Professional Engineers for EJCDC. All rights reserved.

Progress Estimate - Lump Sum Work

Contractor's Application

For (Contract):	CHARLES TOWN WASTEWATER TREATMENT PLANT IMPROVEMENTS PROJECT	Application Number:	5
Application Period:	2/01/23-2/28/23	Application Date:	2/28/2023

			Work Completed		E	F		G
A		B	C	D				
Schedule of Values Item No.	Description	Scheduled Value ($)	From Previous Application (C+D)	This Period	Materials Presently Stored (not in C or D)	Total Completed and Stored to Date (C + D + E)	% (F / B)	Balance to Finish (B - F)
32	D2 - 2" Sch 80 PVC Water Service to Headworks Bldg.	$9,900.00				$0.00		$9,900.00
33	D2 - 2" Sch 80 PVC Water Service to Centrifuge Bldg.	$25,100.00				$0.00		$25,100.00
34	D2 - 4" DIP WAS Line from Centrifuge Bldg. to Sanitary Sewer	$16,600.00	$0.00	$0.00	$5,000.00	$5,000.00	30.1%	$11,600.00
35	D2 - 4" DIP WAS Inlet to Centrifuge Bldg.	$17,400.00				$0.00		$17,400.00
36	D2 - 4" DIP Sludge Drain Off Line from Digester	$16,800.00				$0.00		$16,800.00
37	D2 - 4" DIP WAS Line from Centrifuge Bldg. to Digester	$16,700.00	$0.00	$0.00	$2,000.00	$2,000.00	12.0%	$14,700.00
38	D2 - 6" PVC Drain from Centrifuge Bldg. to Manhole	$16,500.00				$0.00		$16,500.00
39	D2 - 4" PVC Drain from Centrifuge Bldg. to Manhole	$15,200.00				$0.00		$15,200.00
40	D2 - 6" DIP Existing System Connection to New T-Valve	$16,700.00				$0.00		$16,700.00
41	D2 - 8" PVC Drain Line Under Centrifuge Bldg.	$13,500.00				$0.00		$13,500.00
42	D2 - 24" & 12" HDPE Storm Drain at Centrifuge Bldg.	$58,000.00	$0.00	$0.00	$11,475.03	$11,475.03	19.8%	$46,524.97
43	D2 - 18" HDPE Storm Drain at Electrical Bldg.	$39,000.00	$0.00	$0.00	$14,097.00	$14,097.00	36.1%	$24,903.00
44	D2 - 10" Stainless Steel Air Line to Digester	$10,900.00				$0.00		$10,900.00
	YARD STRUCTURES							
45	D2 - 4' Dia. Precast Drain Line Manhole	$3,400.00				$0.00		$3,400.00
46	D2 - Type G Precast Drop Inlet	$9,200.00				$0.00		$9,200.00
	FINAL RECLAMATION							
47	D2 - Asphalt Paving	$98,800.00				$0.00		$98,800.00
48	D2 - Final Grading, Seed & Mulch	$5,700.00				$0.00		$5,700.00
	DIVISION 3 - CONCRETE							
	SITE CONCRETE							
49	D3 - Generator Pad	$10,100.00				$0.00		$10,100.00
50	D3 - FRP Shelter Pad	$9,400.00				$0.00		$9,400.00
51	D3 - Digester Blower Pad	$28,200.00				$0.00		$28,200.00
52	D3 - Digester Equipment Pads	$24,900.00				$0.00		$24,900.00
53	D3 - Sidewalks at Blower Bldg. Area	$10,700.00				$0.00		$10,700.00
54	D3 - Sidewalks at Covered Sludge Storage Area	$11,400.00				$0.00		$11,400.00
	ELECTRICAL BLDG.							
55	D3 - Grade Beams	$38,300.00				$0.00		$38,300.00
56	D3 - Concrete Pads/SOG	$18,100.00				$0.00		$18,100.00
57	D3 - Door Stoops/Pads	$12,000.00				$0.00		$12,000.00
58	D3 - Exterior SOG/Sidewalks	$15,400.00				$0.00		$15,400.00
59	D3 - Misc. Equipment Pads	$3,000.00				$0.00		$3,000.00
	COVERED SLUDGE STORAGE AREA & CENTRIFUGE BLDG.							
60	D3 - Footings, Grade Beams & Walls	$162,000.00				$0.00		$162,000.00
61	D3 - Thickened SOG at Trench Drains	$22,200.00				$0.00		$22,200.00
62	D3 - 6" SOG at 2 - Areas	$49,700.00				$0.00		$49,700.00
63	D3 - Equipment Pads, Containment Curbs & Walls	$15,400.00				$0.00		$15,400.00

© 2013 National Society of Professional Engineers for EJCDC. All rights reserved.

Progress Estimate - Lump Sum Work

Contractor's Application

For (Contract):	CHARLES TOWN WASTEWATER TREATMENT PLANT IMPROVEMENTS PROJECT	Application Number:	5
Application Period:	2/01/23-2/28/23	Application Date:	2/28/2023

			Work Completed		E	F		G
A		B	C	D				
Schedule of Values Item No.	Description	Scheduled Value ($)	From Previous Application (C+D)	This Period	Materials Presently Stored (not in C or D)	Total Completed and Stored to Date (C + D + E)	% (F / B)	Balance to Finish (B - F)
64	D3 - Door/Stoop	$8,100.00				$0.00		$8,100.00
	DIGESTER BLDG. & TANK							
65	D3 - Equipment Pads	$4,400.00				$0.00		$4,400.00
	DIVISION 4 - MASONRY							
	CENTRIFUGE BUILDING							
66	D4 - 12" Standard CMU's	$53,000.00				$0.00		$53,000.00
	DIVISION 5 - MISC. METALS							
	SITE							
67	D5 - Permanent Bollards	$7,200.00				$0.00		$7,200.00
68	D5 - Removable Bollards	$12,300.00				$0.00		$12,300.00
	ELECTRICAL BLDG.							
69	D5 - Partition Walls	$69,200.00				$0.00		$69,200.00
70	D5 - Roof/Ceiling Framing	$35,000.00				$0.00		$35,000.00
	CENTRIFUGE BUILDING							
71	D5 - W8 x 28 Steel Lintel	$1,800.00				$0.00		$1,800.00
72	D5 - Monorail Framing	$11,100.00				$0.00		$11,100.00
73	D5 - Covered Storage Framing	$12,900.00				$0.00		$12,900.00
74	D5 - Steel Erection	$25,500.00				$0.00		$25,500.00
75	D5 - Stainless Steel Polymer Fill Station	$4,600.00				$0.00		$4,600.00
	DIVISION 6 - WOOD AND PLASTICS							
	CENTRIFUGE BUILDING							
76	D6 - Wood Trusses & Sheathing	$69,500.00				$0.00		$69,500.00
77	D6 - Wood Framing & Interior Finishes	$53,700.00				$0.00		$53,700.00
78	D6 - FRP Grating & Ladders	$11,700.00				$0.00		$11,700.00
	ELECTRICAL SHELTER							
79	D6 - FRP Shelter Building	$48,600.00				$0.00		$48,600.00
	DIVISION 7 - THERMAL & MOISTURE PROTECTION							
	ELECTRICAL BLDG.							
80	D7 - SSR Roofing & Soffit	$105,900.00				$0.00		$105,900.00
	CENTRIFUGE BUILDING							
81	D7 - SSR Roofing & Soffit	$107,200.00				$0.00		$107,200.00
82	D7 - Corefill Insulation	$2,900.00				$0.00		$2,900.00
83	D7 - EIFS Outsulation	$39,300.00				$0.00		$39,300.00
	DIVISION 8 - DOORS & WINDOWS							
	ELECTRICAL BLDG.							
84	D8 - Hollow Metal Doors, Frames & Hardware	$25,500.00				$0.00		$25,500.00
	CENTRIFUGE BUILDING							
85	D8 - FRP Door & Window	$16,800.00				$0.00		$16,800.00

© 2013 National Society of Professional Engineers for EJCDC. All rights reserved.

Progress Estimate - Lump Sum Work

Contractor's Application

For (Contract):	CHARLES TOWN WASTEWATER TREATMENT PLANT IMPROVEMENTS PROJECT	Application Number:	5
Application Period:	2/01/23-2/28/23	Application Date:	2/28/2023

			Work Completed		E	F		G
A		B	C	D				
Schedule of Values Item No.	Description	Scheduled Value ($)	From Previous Application (C+D)	This Period	Materials Presently Stored (not in C or D)	Total Completed and Stored to Date (C + D + E)	% (F / B)	Balance to Finish (B - F)
86	D8 - Overhead Door (10'x12')	$16,200.00				$0.00		$16,200.00
87	D8 - Fixed Window	$3,800.00				$0.00		$3,800.00
	DIVISION 9 - FINISHES							
	ELECTRICAL BLDG.							
88	D9 - ACT Ceiling	$38,900.00				$0.00		$38,900.00
89	D9 - Paint Walls, Floors & Doors	$11,000.00				$0.00		$11,000.00
	CENTRIFUGE BUILDING							
90	D9 - Paint Walls, Floors & Doors	$31,000.00				$0.00		$31,000.00
91	D9 - Chemical Containment	$6,500.00				$0.00		$6,500.00
92	D9 - Piping	$5,700.00				$0.00		$5,700.00
	DIVISION 10 - SPECIALTIES							
93	D10 - Fire Extinguishers	$400.00				$0.00		$400.00
94	D10 - Project Signs	$6,700.00				$0.00		$6,700.00
	DIVISION 11 - EQUIPMENT							
	SITE							
95	D11 - Influent Pump Station - Submersible Pumps	$189,200.00	$18,920.00	$0.00	$0.00	$18,920.00	10.0%	$170,280.00
96	D11 - Plant Drain Pump Station Submersible Pumps	$89,400.00	$8,940.00	$0.00	$0.00	$8,940.00	10.0%	$80,460.00
	CENTRIFUGE BUILDING							
97	D11 - Centrifuge System	$619,200.00	$61,920.00	$0.00	$0.00	$61,920.00	10.0%	$557,280.00
98	D11 - Digester Sludge Pump	$30,000.00	$3,000.00	$0.00	$0.00	$3,000.00	10.0%	$27,000.00
99	D11 - Inline Grinder	$34,500.00	$3,450.00	$0.00	$0.00	$3,450.00	10.0%	$31,050.00
100	D11 - Polymer Feed System	$32,900.00	$3,290.00	$0.00	$0.00	$3,290.00	10.0%	$29,610.00
101	D11 - Polymer Bulk Tank	$7,800.00	$780.00	$0.00	$0.00	$780.00	10.0%	$7,020.00
	UV BUILDING							
102	D11 - UV System with Controls	$303,900.00	$30,390.00	$0.00	$0.00	$30,390.00	10.0%	$273,510.00
	HEADWORKS BUILDING							
103	D11 - Mechanical Bar Screen w/Controls	$159,000.00	$15,900.00	$0.00	$0.00	$15,900.00	10.0%	$143,100.00
104	D11 - Washer/Compactor w/Controls	$85,600.00	$8,560.00	$0.00	$0.00	$8,560.00	10.0%	$77,040.00
105	D11 - Grit Removal System w/Controls	$262,000.00	$26,200.00	$0.00	$0.00	$26,200.00	10.0%	$235,800.00
	EXISTING DIGESTER							
106	D11 - Digester Aeration & Mixing System w/Controls	$670,000.00	$67,000.00	$0.00	$0.00	$67,000.00	10.0%	$603,000.00
	EXISTING SBR TANKS							
107	D11 - MCP w/ PLC & Instrumentation	$274,800.00				$0.00		$274,800.00
	DIVISION 13 - SPECIAL CONSTRUCTION							
	SCADA / INTEGRATION							
108	D13 - SCADA, Control Panels, MCC, Field Instrumentation	$765,000.00	$0.00	$76,500.00	$0.00	$76,500.00	10.0%	$688,500.00
	DIVISION 14 - CONVEYING SYSTEMS							
	CENTRIFUGE BUILDING							

© 2013 National Society of Professional Engineers for EJCDC. All rights reserved.

Progress Estimate - Lump Sum Work

Contractor's Application

For (Contract):	CHARLES TOWN WASTEWATER TREATMENT PLANT IMPROVEMENTS PROJECT	Application Number:	5
Application Period:	2/01/23-2/28/23	Application Date:	2/28/2023

			Work Completed		E	F		G
A		B	C	D				
Schedule of Values Item No.	Description	Scheduled Value ($)	From Previous Application (C+D)	This Period	Materials Presently Stored (not in C or D)	Total Completed and Stored to Date (C + D + E)	% (F / B)	Balance to Finish (B - F)
109	D14 - Hoist & Monorail	$27,700.00				$0.00		$27,700.00
	HEADWORKS BUILDING							
110	D14 - Screw Conveyor	$70,200.00	$7,020.00	$0.00	$0.00	$7,020.00	10.0%	$63,180.00
	DIVISION 15 - MECHANICAL							
	PROCESS PIPING							
111	D15 - Influent PS - DI Pipe, Fittings, Valves & Sch 40 Stilling Well	$49,000.00	$0.00	$0.00	$9,725.85	$9,725.85	19.8%	$39,274.15
112	D15 - Effluent PS- Sch 40 Stilling Well	$3,900.00				$0.00		$3,900.00
113	D15 - Plant Drain PS - DI Pipe, Fittings, Valves & Sch 40 Stilling Well	$19,500.00	$0.00	$0.00	$4,488.80	$4,488.80	23.0%	$15,011.20
114	D15 - Plan Drain PS - New Top Slab w/Hatch & Vent Pipe	$5,000.00				$0.00		$5,000.00
115	D15 - Plant Drain PS - Portable Hoist w/Socket	$3,000.00				$0.00		$3,000.00
116	D15 - Electrical Bldg- 12" Lug Style BF Valve w/SS Flange Spool	$10,700.00				$0.00		$10,700.00
117	D15 - Centrifuge Bldg. - DI Pipe, Fittings & Valves	$86,800.00	$0.00	$0.00	$11,305.20	$11,305.20	13.0%	$75,494.80
118	D15 - Centrifuge Bldg. - Sch 80 PVC Polymer Feed System	$27,100.00				$0.00		$27,100.00
119	D15 - Sludge Transfer Pump Bldg - DI Pipe, Fittings & Valves	$5,700.00	$0.00	$0.00	$684.20	$684.20	12.0%	$5,015.80
120	D15 - Headworks Bldg. - DI Pipe, Fittings & Valves	$47,200.00				$0.00		$47,200.00
121	D15 - Headworks Bldg. - Sch 80 PVC Drains	$9,000.00				$0.00		$9,000.00
122	D15 - Ex. Digester Bldg. Mixing Sys. Air Comp. Room - 2" SS Air Pipe	$11,600.00				$0.00		$11,600.00
123	D15 - Ex. Digester Bldg. Mixing Sys. Air Comp. Room - 2" Sch 40 PV	$3,200.00				$0.00		$3,200.00
124	D15 - Ex. Digester Tank - 6" DI Pipe & Fittings w/Elec. Actuated T-Va	$43,000.00				$0.00		$43,000.00
125	D15 - Ex. Digester Tank - 10" SS Pipe & Valve Air Supply Line to Mar	$19,500.00				$0.00		$19,500.00
126	D15 - Ex. Digester Tank - Pipe Penetrations to Tank by Mack Ind.	$15,700.00				$0.00		$15,700.00
127	D15 - Digester Blower Pad - 10" & 8" SS Pipe, Fittings & Valves	$15,800.00				$0.00		$15,800.00
128	D15 - SBR Tanks - Install Process Sensors & Instrumentation	$12,000.00				$0.00		$12,000.00
	PLUMBING							
129	D15 - Headworks Bldg. - Sch 80 PVC Water Pipe, Fittings, Valves, BF	$35,800.00				$0.00		$35,800.00
130	D15 - Centrifuge Bldg. - Sch 80 PVC Water Pipe, Fittings, Valves, BFF	$46,200.00				$0.00		$46,200.00
131	D15 - Centrifuge Bldg. - Sch 80 PVC Drain Pipe, Fittings, Floor Drains	$16,700.00				$0.00		$16,700.00
132	D15 - Centrifuge Bldg. - Plumbing Fixtures & Eyewash/Shower	$32,800.00				$0.00		$32,800.00
	HVAC							
133	D15 - Electrical Bldg. - Split System HVAC Unit	$22,600.00				$0.00		$22,600.00
134	D15 - Centrifuge Bldg. - Exhaust Fans, Louvers, Unit Heaters	$29,900.00				$0.00		$29,900.00
	DIVISION 16 - ELECTRICAL							
	ELECTRICAL WORK BY S&S ELECTRIC							
135	D16 - Electrical Demolition	$163,500.00	$8,175.00	$0.00	$0.00	$8,175.00	5.0%	$155,325.00
136	D16 - Lighting - Material	$11,300.00	$0.00	$0.00	$3,299.00	$3,299.00	29.2%	$8,001.00
137	D16 - Lighting - Labor	$8,900.00				$0.00		$8,900.00
138	D16 - Gear - Material	$278,300.00	$5,566.00	$0.00	$2,481.00	$8,047.00	2.9%	$270,253.00
139	D16 - Gear - Labor	$60,900.00				$0.00		$60,900.00

© 2013 National Society of Professional Engineers for EJCDC. All rights reserved.

Progress Estimate - Lump Sum Work

Contractor's Application

For (Contract):	CHARLES TOWN WASTEWATER TREATMENT PLANT IMPROVEMENTS PROJECT	Application Number:	5
Application Period:	2/01/23-2/28/23	Application Date:	2/28/2023

			Work Completed		E	F		G
A		B	C	D				
Schedule of Values Item No.	Description	Scheduled Value ($)	From Previous Application (C+D)	This Period	Materials Presently Stored (not in C or D)	Total Completed and Stored to Date (C + D + E)	% (F / B)	Balance to Finish (B - F)
140	D16 - Emergency Generator - Material	$382,500.00				$0.00		$382,500.00
141	D16 - Emergency Generator - Labor	$22,700.00				$0.00		$22,700.00
142	D16 - Devices - Material	$5,600.00				$0.00		$5,600.00
143	D16 - Devices - Labor	$7,300.00				$0.00		$7,300.00
144	D16 - Boxes/Troughs - Material	$101,900.00				$0.00		$101,900.00
145	D16 - Boxes/Troughs - Labor	$59,900.00				$0.00		$59,900.00
146	D16 - SCADA Equipment Install - Labor	$25,800.00				$0.00		$25,800.00
147	D16 - Conduit - Material	$380,500.00				$0.00		$380,500.00
148	D16 - Conduit - Labor	$634,000.00				$0.00		$634,000.00
149	D16 - Cable - Material	$487,600.00				$0.00		$487,600.00
150	D16 - Cable - Labor	$358,000.00				$0.00		$358,000.00
151	D16 - Grounding - Material	$12,000.00				$0.00		$12,000.00
152	D16 - Grounding - Labor	$20,700.00				$0.00		$20,700.00
153	D16 - Temporary Electric	$53,500.00				$0.00		$53,500.00
	BID ALTERNATE A - INFLUENT METERING VAULT							
154	Bonds & Insurance	$2,800.00	$2,800.00	$0.00	$0.00	$2,800.00	100.0%	$0.00
155	Demolition	$14,000.00				$0.00		$14,000.00
156	Excavation & Backfill	$7,600.00				$0.00		$7,600.00
157	Precast Concrete Vault	$23,000.00				$0.00		$23,000.00
158	Piping, Fittings, Valves & Supports	$45,000.00	$0.00	$0.00	$15,329.59	$15,329.59	34.1%	$29,670.41
159	16" Mag Meter	$14,600.00				$0.00		$14,600.00
160	Electrical Material	$16,000.00				$0.00		$16,000.00
161	Electrical Labor	$29,000.00				$0.00		$29,000.00
	BID ALTERNATE B - WAS METERING VAULT							
162	Bonds & Insurance	$4,400.00	$4,400.00	$0.00	$0.00	$4,400.00	100.0%	$0.00
163	Demolition	$14,700.00				$0.00		$14,700.00
164	Excavation & Backfill	$10,200.00				$0.00		$10,200.00
165	Precast Concrete Vault	$21,000.00				$0.00		$21,000.00
166	Piping, Fittings, Valves & Supports	$65,600.00	$0.00	$0.00	$2,613.43	$2,613.43	4.0%	$62,986.57
167	Flow Meters	$17,100.00				$0.00		$17,100.00
168	Misc. Metals	$23,000.00				$0.00		$23,000.00
169	Electrical Material	$33,000.00				$0.00		$33,000.00
170	Electrical Labor	$46,000.00				$0.00		$46,000.00
	SubTotal	**$10,151,000.00**	**$682,089.00**	**$79,040.00**	**$89,294.33**	**$850,423.33**	**8.4%**	**$9,300,576.67**

© 2013 National Society of Professional Engineers for EJCDC. All rights reserved.

Stored Material Summary

Contractor's Application

For (Contract):	CHARLES TOWN WASTEWATER TREATMENT PLANT IMPROVEMENTS PROJECT							Application Number:	5		
Application Period:	2/01/23-2/28/23							Application Date:	2/28/2023		
A		B	C		D		E		F		G
Bid Item No.	Supplier Invoice No.	Submittal No. (with Specification Section	Storage Location	Description of Materials or Equipment Stored	Stored Previously: Date Placed into Storage (Month/Year)	Stored Previously: Amount ($)	Amount Stored this Month ($)	Subtotal Amount Completed and Stored to Date (D + E)	Incorporated in Work: Date (Month/Year)	Incorporated in Work: Amount ($)	Materials Remaining in Storage ($) (D + E - F)
34, 37, 42, 158, 166	S100204638.001		Inwood shop	CITCO Water - Piping, Valves, Fittings for Yard Piping & Bid Alternates	1/2023	$16,302.08		$16,302.08			$16,302.08
111, 113, 117, 119, 158, 166	S100198279.001		Inwood shop	CITCO Water - Piping, Valves, Fittings for Mechanical Piping & Bid Alternates	1/2023	$33,962.32		$33,962.32			$33,962.32
136	3624349		onsite	Scott Electric - lighting	1/2023	$3,299.00		$3,299.00			$3,299.00
42	S100204638.002		Inwood shop	CITCO Water - Piping, Valves, Fittings for Yard Piping	1/2023	$5,281.95		$5,281.95			$5,281.95
158	S100198279.002		Inwood shop	CITCO Water - Piping, Valves, Fittings for Bid Alternate A	1/2023	$7,075.75		$7,075.75			$7,075.75
138	S6606924.005, S6606924.003		onsite	Schaedler yesco electrical material for gear	2/2023		$2,481.00	$2,481.00			$2,481.00
13	21073974		Inwood shop	ISCO Industries Piping for Bypass pump	2/2023		$6,795.23	$6,795.23			$6,795.23
43	S100207506.001		Inwood shop	CITCO Water - Nyloplast Drain Basins	2/2023		$14,097.00	$14,097.00			$14,097.00
				Totals		**$65,921.10**	**$23,373.23**	**$89,294.33**			$89,294.33

EJCDC® C-620 Contractor's Application for Payment
© 2013 National Society of Professional Engineers for EJCDC. All rights reserved.

ISCO

ISCO Industries, Inc.
100 Witherspoon Street 2West
Louisville, KY 40202
www.isco-pipe.com | 800-345-4726

INVOICE

INVOICE NUMBER	21073974
INVOICE DATE	01/24/23
TERMS	NET 30
DUE DATE	02/23/23
PAGE	1 OF 1

BILL TO:
ALVAREZ CONTRACTORS, INC
PO BOX 555
OAKLAND, MD 21550

SHIP TO:
ALVAREZ CONTRACTORS
JOE ALVAREZ
CUSTOMER PICK-UP,

ORDER NO.	ORDER DATE	SHIP VIA	CUSTOMER P/O NO.	JOB NO.
21058403	01/10/23	WILL CALL PICKUP	12110	
CUSTOMER NO.	**SHIP DATE**	**TRACKING NO.**	**FREIGHT TERMS**	**ORDERED BY**
114177	01/23/23	joe 2110-8	WILL CALL	

Product / Description	Quantity Shipped	Price	U/M	Extension
10101714 10" DR 17 IPS PIPE HDPE AWWA F714	200	15.46	FT	3,092.00
40101722 10" X 8" DR 17 IPS REDUCING TEE, FABBED ~Lead time: est 3-4 weeks~	3	590.97	EA	1,772.91
40101720 10" X 6" DR 17 IPS REDUCING TEE, FABBED ~Lead time: est 3-4 weeks~	3	375.18	EA	1,125.54
53101124 10" DR 11 IPS MJ ADAPTER ONLY PE WITHOUT SS STIFFENER	2	211.40	EA	422.80
53100062 10" ACCESSORY KIT C153 FOR MJ ADAPTER W/GLAND, BOLTS, GASKET	2	190.99	EA	381.98

NOTES
ALL ITEMS IN STOCK UNLESS NOTED OTHERWISE
FREIGHT NOT INCLUDED. CUSTOMER TO PAY FREIGHT

item 13

SALES TOTAL	MISC. CHARGE	SHIPPING/HANDLING	SALES TAX	DEPOSIT APPLIED	CUR	INVOICE TOTAL
6,795.23	0.00	0.00	407.71	0.00	USD	7,202.94

Check Payment: - LM 1/26/23 re: tx
ISCO Industries, Inc
1974 Solutions Center
Chicago, IL 60677-1009

ACH and Wire Payments (Preferred):
ISCO Industries, Inc.
PNC Bank
SWIFT Code: pnccus33
Email remittance advice to ARremit@isco-pipe.com
ABA 083000108
Acct# 3007299889

ISCO Standard Terms and Conditions apply. Please visit http://www.isco-pipe.com/terms-and-conditions.aspx

CITCO WATER

Invoice

INVOICE DATE	INVOICE NUMBER
02/13/2023	S100207506.001

REMIT TO:
CITCO Water
P.O. BOX 2163
HUNTINGTON, WV 25722

PAGE NO.: 1 of 1

BILL TO:

ALVAREZ CONTRACTORS INC.
P O BOX 555
OAKLAND, MD 21550

SHIP TO:

ALVAREZ CONTRACTORS INC.
CHARLES TOWN WWTP PROJECT
24 SHOWTIME DRIVE
INWOOD, WV 25428

CUSTOMER NUMBER	CUSTOMER PO NUMBER	JOB NAME / RELEASE NUMBER	SALESPERSON
24115	NYLOPLAST		WV Contractor

WRITER	SHIP VIA	TERMS	SHIP DATE	ORDER DATE
Alan Morrison	VENDOR DELIVERY	NET 30 DAYS	02/13/2023	01/30/2023

ORDER QTY	SHIP QTY	DESCRIPTION	UNIT PRICE	EXT PRICE
1ea	1ea	^24" NYLOPLAST 2824AG5 DRAIN BASIN W/DOMED GRATE, 45.48" TALL, TWO (2) 18" N12 CONNECTIONS (TAG: I-11)	2105.000/ea	2105.00
1ea	1ea	^30" NYLOPLAST 2830AG5 DRAIN BASIN W/DOMED GRATE, 46.12" TALL, WITH TWO (2) 18" N12 CONNECTIONS AND ONE (1) 4" SCHEDULE 40 PVC CONNECTION (TAG: I-13)	2869.000/ea	2869.00
1ea	1ea	^24" NYLOPLAST 2824AG5 DRAIN BASIN W/DOMED GRATE, 51.96" TALL, WITH ONE (1) 12" N12 CONNECTION (TAG: I-15)	2105.000/ea	2105.00
1ea	1ea	^30" NYLPLAST 2830AG7 DRAIN BASIN W/STANDARD GRATE, 68.92" TALL, WITH TWO (2) 24" N12 CONNECTIONS AND ONE (1) 12" N12 CONNECTION (TAG: I-3)	3509.000/ea	3509.00
1ea	1ea	^36" ADS NYLOPLAST 2836AG7 DRAIN BASIN WITH DOMED GRATE, 64.2" TALL, WITH TWO (2) 24" N12 CONNECTIONS, ONE (1) 6" SCHEDULE 80 CONNECTION AND ONE (1) 4" SCHEDULE 80 CONNECTION (TAG: I-2)	3509.000/ea	3509.00

Invoice is due by 03/15/2023

Past Due invoices may be subject to 1.50% late charge.
Effective June 1, 2022, CITCO Water is updating its ACH/wire instructions as outlined below. Please continue to send all remittance

PLEASE BE ADVISED THAT EFFECTIVE APRIL 1, 2021, CITCO Water IS CHANGING OUR POLICY ON ACCEPTING PAYMENTS BY USE OF A CREDIT CARD. PAYMENTS AT TIME OF DELIVERY WILL BE ACCEPTED WITH NO CREDIT CARD FEE. ALL OTHER PAYMENTS WITH A CREDIT CARD WILL BE CHARGED A 3.5% FEE IN ADDITION TO THE PAYMENT AMOUNT.
FOR QUESTIONS, PLEASE CALL 1-800-999-3484.

Subtotal	14097.00
S&H Charges	0.00
Tax	0.00
Payments	0.00
Amount Due	14097.00

Printed By: KLAKRY on 2/14/2023 10:19:42 AM

INVOICE

Schaedler yesco

SCHAEDLER YESCO DISTRIBUTION
PO Box 4990
HARRISBURG, PA 17111-0990

INVOICE DATE	INVOICE NUMBER
02/15/23	S6606924.005

PLEASE REMIT PAYMENT TO:

SCHAEDLER YESCO DISTRIBUTION
3982 PAXTON ST
PO BOX 4990
HARRISBURG PA 17111-0990

TO VIEW & PAY ONLINE:	ENROLLMENT TOKEN
https://schaedler.billtrust.com	WLV MMK BXV

FED ID#: 23-1486799

S&S ELECTRIC INC
2252 FRANKFORT HIGHWAY
RIDGELEY WV 26753-7025

SHIP TO:

S&S ELECTRIC INC
15527 CHARLES TOWN ROAD
C/O CHARLES TOWN WWTP
CHARLES TOWN WV 25414

BILLING CUST NUMBER	SHIPPING CUST NUMBER	CUSTOMER ORDER NUMBER	RELEASE NUMBER	ORDERED BY
70029	70029	3692-2	CHARLES TOWN WWTP	Chip Strietbeck

WRITER	SHIP VIA	TERMS	SHIP DATE	ORDER DATE
JOHN J VENTURELLA	**BW BEST WAY**	2% 10th Net 60	02/15/23	02/09/23

DESCRIPTION	ORDER QTY	SHIP QTY	NET UNIT PRICE	NET AMOUNT
^CH CUTLER HAMMER *LOT* T PER EATON NEG F02Q0609X2K2-0001 This Lot Shipment Consists of: Ord Qty Shp Qty Description ------- ------- ---------- 1 1 T20P11S1516CU,15KVA,1-PHASE 240X480-120/240,COPPER WOUND DRY TYPE TRANSFORMER TAG:XL	1ea	1ea	2101.400E	2101.40

Subtotal	2101.40
S&H Charges	
Sales Tax	126.08
Less Payment	0.00
AMOUNT DUE	2227.48

f paid by 03/10/23 you may deduct $42.03
nvoice is due by 04/29/23
nvoices not paid within terms may be subject to a late charge.
Questions? Call Donna Francis at ext 4501 or dfrancis@sydist.com.

Our Terms & Conditions can be found on our website, www.sydist.com.

INVOICE

Schaedler yesco

SCHAEDLER YESCO DISTRIBUTION
PO Box 4990
HARRISBURG, PA 17111-0990

INVOICE DATE	INVOICE NUMBER
02/15/23	S6606924.003

PLEASE REMIT PAYMENT TO:

SCHAEDLER YESCO DISTRIBUTION
3982 PAXTON ST
PO BOX 4990
HARRISBURG PA 17111-0990

TO VIEW & PAY ONLINE:	ENROLLMENT TOKEN
https://schaedler.billtrust.com	WLV MMK BXV

FED ID#: 23-1486799

S&S ELECTRIC INC
2252 FRANKFORT HIGHWAY
RIDGELEY WV 26753-7025

SHIP TO:

S&S ELECTRIC INC
15527 CHARLES TOWN ROAD
C/O CHARLES TOWN WWTP
CHARLES TOWN WV 25414

Ship

BILLING CUST NUMBER	SHIPPING CUST NUMBER	CUSTOMER ORDER NUMBER	RELEASE NUMBER	ORDERED BY
70029	70029	3692-2	CHARLES TOWN WWTP	Chip Strietbeck

WRITER	SHIP VIA	TERMS	SHIP DATE	ORDER DATE
JOHN J VENTURELLA	**BW BEST WAY**	2% 10th Net 60	02/15/23	02/09/23

DESCRIPTION	ORDER QTY	SHIP QTY	NET UNIT PRICE	NET AMOUNT
^CH CUTLER HAMMER *LOT* T PER EATON NEG F02Q0609X2K2-0001 This Lot Shipment Consists of: Ord Qty Shp Qty Description ------- ------- ---------- 1 1 LKS3,TRANSFORMER LUG KIT TAG:XEM	1ea	1ea	379.650E	379.65

Subtotal	379.65
S&H Charges	
Sales Tax	~~22.78~~
Less Payment	0.00
AMOUNT DUE	~~402.43~~

If paid by 03/10/23 you may deduct $7.59
Invoice is due by 04/29/23
Invoices not paid within terms may be subject to a late charge.
Questions? Call Donna Francis at ext 4501 or dfrancis@sydist.com.

Our Terms & Conditions can be found on our website, www.sydist.com.

Date: March 8, 2023

Charles Town Utility Board
2022 Renewal and Replacement Project
Schedule B

A. COST OF PROJECT	APPROVED CONSTRUCTION BUDGET	Paid by CTUB from Operating Account	Paid by CTUB from Operating Account 6/1/2022-11/7/2022	Paid by CTUB from Operating Account 11/8/2022-12/8/2022	Paid by CTUB from Operating Account 12/9/2022-1/18/2023	Paid by CTUB from Operating Account 1/19/2023-3/8/2023	Resolution No. 1 Contractor's Application for Payment No. 1	Resolution No. 2 Contractor's Application for Payment No. 2	Resolution No. 3 Contractor's Application for Payment No. 3	Resolution No. 4 Contractor's Application for Payment No. 4	Resolution No. 5 Contractor's Application for Payment No. 5	BALANCE REMAINING
1 **CONSTRUCTION**												
a. Contract	$ 10,151,000.00						$ 258,858.00	$ 188,174.70	$ 134,861.40	$ 91,314.99	$ 92,171.91	$ 9,385,619.00
b. Construction Contingency (5%)	$ 507,550.00											$ 507,550.00
c. Change Order #1	$ 498,183.42											$ 498,183.42
2 **ENGINEERING SERVICES**												
GDF Engineering fees (including CA and RPR)	$ 760,000.00	$ 410,782.47	$ 32,115.37	$ 8,829.82	$ 50,270.24	$ 9,027.43						$ 248,974.67
Additional RPR inspection (not yet Board approved)	$ 125,000.00											$ 125,000.00
Initial GDF R&R Report	$ 40,082.50	$ 40,082.50										$ -
3 **LEGAL SERVICES**												
a. Local Project Attorney	$ 20,000.00	$ 544.00	$ 2,312.00									$ 17,144.00
4 **ADMINISTRATIVE SERVICES**												
a. Project Accountant (CPA)	$ 20,000.00	$ 2,937.50	$ 7,400.00									$ 9,662.50
b. Other Administrative Costs	$ 10,000.00	$ 1,190.00	$ 4,196.01									$ 4,613.99
5 **Total Project Costs Lines 1-6**	**$ 12,131,815.92**	**$ 455,536.47**	**$ 46,023.38**	**$ 8,829.82**	**$ 50,270.24**	**$ 9,027.43**	**$ 258,858.00**	**$ 188,174.70**	**$ 134,861.40**	**$ 91,314.99**	**$ 92,171.91**	**$ 10,796,747.58**

B. SOURCES OF FUNDS	APPROVED PROJECT FUNDING											
1 **PROJECT FUNDS**												
a. Capacity Improvement Fees	$ 1,170,163.00											$ 1,170,163.00
b. R&R, Operating Cash, Working Capital (See Note #1 below)	$ 2,015,122.92	$ (455,536.47)	$ (46,023.38)	$ (8,829.82)	$ (50,270.24)	$ (9,027.43)						$ 1,445,435.58
c. EEG Grant Funds	$ 1,966,030.00											$ 1,966,030.00
Total Internal Funds & EEG Grant Funds	**$ 5,151,315.92**											**$ 4,581,628.58**
d. Bond Proceeds 2022B & 2022C	**$ 6,980,500.00**						$ (258,858.00)	$ (188,174.70)	$ (134,861.40)	$ (91,314.99)	$ (92,171.91)	**$ 6,215,119.00**
Total Funds Available	**$ 12,131,815.92**	**$ (455,536.47)**	**$ (46,023.38)**	**$ (8,829.82)**	**$ (50,270.24)**	**$ (9,027.43)**	**$ (258,858.00)**	**$ (188,174.70)**	**$ (134,861.40)**	**$ (91,314.99)**	**$ (92,171.91)**	**$ 10,796,747.58**

Note #1 - March 1, 2023 this line item was increased to include the full amount of Change Order #1. Internal funds that were previously allocated for the Collection System project will be dedicated to this Change Order. This will require an increase of the requested funds from CWSRF for the Collection System Project.

EJCDC
ENGINEERS JOINT CONTRACT DOCUMENTS COMMITTEE

Change Order No. 1

Date of Issuance:	(Date Last Signed Below)	Contract Effective Date:	September 8, 2022
Owner:	Charles Town Utility Board	Owner's Contract No.:	1
Contractor:	Alvarez Contractors, Inc.	Contractor's Project No.:	N/A
Engineer:	GD&F Engineers, Inc.	Engineer's Project No.:	20045
Project:	Charles Town WWTF Improvements	Contract Name:	N/A

The Contract is modified as follows upon execution of this Change Order:
Description: Modifying the Centrifuge Building Foundation to an H-Pile design with concrete pile cap as the result of encountering unsuitable soils.

Attachments: GDF Work Change Directive No. 6 dated January 25, 2023 and Alvarez Contractors, Inc. Change Order 1 dated February 15, 2023

CHANGE IN CONTRACT PRICE	CHANGE IN CONTRACT TIMES *[note changes in Milestones if applicable]*
Original Contract Price: $ 10,151,000.00	Original Contract Times: Substantial Completion: _____ Ready for Final Payment: _____ days or dates
[Increase] [Decrease] from previously approved Change Orders No. ___ to No. ___: $ _____	[Increase] [Decrease] from previously approved Change Orders No. ___ to No. ___: Substantial Completion: _____ Ready for Final Payment: _____ days
Contract Price prior to this Change Order: $10,151,000.00	Contract Times prior to this Change Order: Substantial Completion: _____ Ready for Final Payment: _____ days or dates
[Increase] [~~Decrease~~] of this Change Order: $498,183.42	[Increase] [Decrease] of this Change Order: Substantial Completion: _____ Ready for Final Payment: _____ days or dates
Contract Price incorporating this Change Order: $ 10,649,183.42	Contract Times with all approved Change Orders: Substantial Completion: _____ Ready for Final Payment: _____ days or dates

RECOMMENDED:	ACCEPTED:	ACCEPTED:
By: Christopher M. Eckenrode	By: John C Bandelay	By: _____
Engineer (if required)	Owner (Authorized Signature)	Contractor (Authorized Signature)
Title: Senior Project Engineer	Title: Chair	Title: _____
Date: 2-17-2023	Date: 2/22/23	Date: _____

Approved by Funding Agency (if applicable)
By: _____ Date:
Title: _____

CHARLES TOWN WWTP IMPROVEMENTS
CONTRACT MODIFICATION PROPOSAL - CHANGE ORDER # 1, CENTRIFUGE BLDG. H-PILE FOUNDATION
ALVAREZ CONTRACTORS, INC.
DATE: FEBRUARY 15, 2023

Material	Quant.	Unit	Unit Price		Total Price
					$ -
H-Pile - 12 X 053	1,280	LF	$ 39.50		$ 50,560.00
H-Pile Point -	64	EA.	$ 155.00		$ 9,920.00
Additional Stone	130	Ton	$ 25.00		$ 3,250.00
					$ -
					$ -
					$ -
					$ -
					$ -
					$ -
				Materials Total	$ 63,730.00

Labor	# Workers	Hours/Man	Rate		Total Price
					$ -
ACI Project Supt.	1	200	$ 65.26		$ 13,052.00
On Site Engineer	1	200	$ 46.72		$ 9,344.00
CL 1 Crane Operator	1	10	$ 66.25		$ 662.50
CL I Operator	1	200	$ 66.25		$ 13,250.00
CL II Operator	1	200	$ 43.56		$ 8,712.00
CL II Laborer	1	200	$ 39.60		$ 7,920.00
					$ -
					$ -
				Labor Total	$ 52,940.50

Equipment	# Machines	Hours/Mch.	Rate		Total Price
					$ -
50 Ton Crane	1	10	$ 150.00		$ 1,500.00
Komatsu Loader	1	40	$ 55.00		$ 2,200.00
Komatsu Backhoe	1	40	$ 75.00		$ 3,000.00
Pumping Equipment	1	80	$ 20.00		$ 1,600.00
Misc. Small Tools, Crew Truck	1	200	$ 15.00		$ 3,000.00
				Equipment Total	$ 11,300.00

Subcontracts					Total Price
					$ -
Pile Driving - Wagman Construction	1	1	$ 169,578.00		$ 169,578.00
Concrete Pile Cap - Carl Belt	1	1	$ 150,905.00		$ 150,905.00
					$ -
					$ -
				Subcontract Total	$ 320,483.00

Total Material		$ 63,730.00
Total Labor		$ 52,940.50
Total Equipment		$ 11,300.00
Sales Tax	0%	$ -
Total GC Materials, Labor & Equipment		$ 127,970.50
GC Overhead & Profit	15%	$ 19,195.58
Total Subcontract		$ 320,483.00
Subcontract Markup	5%	$ 16,024.15
Subtotal		$ 483,673.23
Bond & Insurance	3%	$ 14,510.20
TOTAL		$ 498,183.42

Job Name: Charles-Town WWTP Improvements (Sub to Alvarez)												Date	2/16/2023 11:09
Job Location: Charles Town, WV													CB-22-043
Item#	Description	Quantity	Unit	Unit Cost	Sub	Unit Cost	Equipment	Unit Cost	Material	Unit Cost	Labor		Notes:
	Change Order Request #1				$ -		$ -		$ -		$ -		
	Changes to Concrete Foundations (Pile Cap) @ Centrifuge Building								$ -		$ -		
1	Pile Cap Foundation:				42-0 x 48-0 = 2,100 SF				$ -		2-Pours		
	(Forming)				$ -		$ -		$ -		$ -		
	180 LF x 2-0 =	360			$ -		$ -		$ -		$ -		
	50 LF x 2-0 =	100			C.J. / Bulkhead		$ -		$ -		$ -		
		500	SF		$ -		$ -	3	$ 1,500.00		$ -		
	1/2 x 24 Iso-Joint =	100	SF		$ -		$ -	3	$ 300.00		$ -		
	sealant =	1	ea		Sikaflex-2C / SL		$ -	250	$ 250.00		$ -		3-gal Unit = $250.00, (210 LF/Unit)
2	Carp	4	day		$ -		$ -		$ -	640	$ 5,120.00		
1	Lab	4	day		$ -		$ -		$ -	505	$ 2,020.00		
	(Rebar)				$ -		$ -		$ -		$ -		
	#9's =	40,000	LB		$ -		$ -	0.95	$ 38,000.00		$ -		
	chairs =	800	lf		$ -		$ -	1	$ 800.00		$ -		
4	IW	10	day		$ -		$ -	25	$ 250.00	685	$ 27,400.00		
1	Picker w/Oper	5	day		$ -	1250	$ 6,250.00		$ -	780	$ 3,900.00		
	(Rebar H-Pile Anchorage) 64-Locations				$ -		$ -		$ -		$ -		
	#7's =	500	LB		$ -		$ -	0.95	$ 475.00		$ -		
	1-5/16" annular bits =	5	ea		$ -		$ -	200	$ 1,000.00		$ -		
2	IW	3	day		$ -		$ -	25	$ 75.00	685	$ 4,110.00		
1	magnetic drill =	3	day		$ -	350	$ 1,050.00		$ -		$ -		
	(Concrete)				$ -		$ -		$ -		$ -		2-Pours = 2,100 SF
	42-0 x 48-0 x 1-10 =	3690			$ -		$ -		$ -		$ -		
		150	CY		4500 psi		$ -	180	$ 27,000.00		$ -		
4	Lab	2	day		$ -	50	$ 400.00		$ -	505	$ 4,040.00		
3	Finisher	3	day		$ -		$ -	100	$ 300.00	605	$ 5,445.00		Add 1-Day for O/T to Finish
1	Pump Truck	2	day		$ -		$ -	1500	$ 3,000.00		$ -		
	Subtotal	150	CY		$ -		$ 7,700.00		$ 72,950.00		$ 52,035.00	$	132,685.00
2	Concrete Pipe Encasement:				4" Waste & Digested Pipe and 2" PVC Water						$ -		
	110 LF x 2-0 x 2-0 =	440			$ -		$ -		$ -		$ -		
		18	CY		4500 psi		$ -	180	$ 3,240.00		$ -		
2	Carp	1	day		$ -	50	$ 100.00	50	$ 50.00	640	$ 1,280.00		
3	Lab	1	day		$ -	50	$ 150.00		$ -	505	$ 1,515.00		
1	Finisher	1	day		$ -		$ -	100	$ 100.00	605	$ 605.00		
1	Pump Truck	1	day		$ -		$ -	1500	$ 1,500.00		$ -		
	Subtotal	18	CY		$ -		$ 250.00		$ 4,890.00		$ 3,400.00	$	8,540.00

3	General Conditions:				$ -		$ -		$ -		$ -				
1	Supv	8	day		$ -	50	$ 400.00	50	$ 400.00	665	$ 5,320.00				
1	Project Mgr.	4	day		$ -	50	$ 200.00	50	$ 200.00	640	$ 2,560.00				
1	Lab	0	day		Clean-up		$ -		$ -	505	$ -				
1	Tmstr. w/Lowboy	0	day		$ -	600	$ -	100	$ -	575	$ -				
1	Passenger Van	8	day		$ -	50	$ 400.00	100	$ 800.00		$ -				
1	office trailer	0.5	mo		$ -		$ -	500	$ 250.00		$ -				
					$ -		$ -		$ -		$ -				
	Subtotal				$ -		$ 1,000.00		$ 1,650.00		$ 7,880.00	$	10,629.00		
	Note, No additional costs for Revised Stub Walls, original footings & stub walls are a "Wash" for this item!!! (See "Credits" Below)														
					$ -		$ -		$ -		$ -				
					$ -		$ -		$ -		$ -				
					$ -		$ -		$ -		$ -				
					$ -		$ -		$ -		$ -				
	Grand Totals COR-01 (WCD-#6)				$ -		$ 8,950.00		$ 79,490.00		$ 63,315.00	$	151,755.00		
					$ -		$ -		$ -		$ 63,315.00	Labor W/Burden			
					$ -		$ -		$ -		$ 79,490.00	Bare Material			
					$ -		$ -		$ -		$ 8,950.00	Bare Equipment			
					$ -		$ -		$ -		$ -	Bare Sub			
	COR-01 (2-3-23)				$ 174,520.00	= (COR-1)			$ -	0%	$ -	Sales Tax on Material			
	"COR-1" = $174,520.00				$ (21,285.00)	"Credit" for Footings			$ -		$ 151,755.00	Sub Total Bare			
					$ (2,330.00)	"Credit" for Stub Walls / Grade Beams				15%	$ 22,763.55	Overhead & Profit			
					$ 150,905.00	= (COR-1) Revised Totals			$ -		$ 174,518.55	Sub Total			
					$ -		$ -		$ -	0.0%	$ -	Bond			
					$ -		$ -		$ -		$ 174,518.55	Grand Total			
							"Credits"								
1	Footings:	120	LF		This is our original Estimate for footings				$ -		$ -				
2	Carp	2	day		$ -		$ -		$ -	-625	$ (2,500.00)				
1	Lab	2	day		$ -		$ -		$ -	-500	$ (1,000.00)				
	(Rebar Footings)				$ -		$ -		$ -		$ -				
	#6's =	7,400	LB		$ -		$ -	-0.9	$ (6,660.00)		$ -				
	chairs =	200	lf		$ -		$ -	-0.9	$ (180.00)		$ -				

3	IW	2	day		$ -		$ -		$ -	-665	$ (3,990.00)	
	(Concrete Footings)				$ -		$ -		$ -		$ -	
	120 LF x 3-2 x 1-6 =	571			$ -		$ -		$ -		$ -	
		25	CY		4500 psi		$ -	-170	$ (4,250.00)		$ -	1-Pour = 400 SF
3	Lab	1	day		$ -		$ -		$ -	-500	$ (1,500.00)	
1	Finisher	1	day		$ -		$ -	-70	$ (70.00)	-595	$ (595.00)	
	(Cure Concrete)	400	SF		$ -		$ -	-0.1	$ (40.00)		$ -	
1	Lab	1	day		$ -		$ -		$ -	-500	$ (500.00)	
	Subtotal				$ -		$ -		$ (11,200.00)		$ (10,085.00)	$ (21,285.00)
1-A	(Form Grade Beams)	85	LF		This is our original Estimate, but we can only give back materials							
	85 LF x 4-0 = (2x)	680			$ -		$ -		$ -		$ -	
		0	SF		$ -		$ -	3	$ -		$ -	
	1/2 x 18 Iso-Joint =	0	LF		$ -		$ -	2	$ -		$ -	
	sealant =	0	ea		Sikaflex-2C / SL		$ -	250	$ -		$ -	3-gal Unit = $250.00, (210 LF/Unit)
2	Carp	0	day		$ -		$ -		$ -	625	$ -	
1	Lab	0	day		$ -		$ -		$ -	500	$ -	
	(Rebar Grade Beams)				$ -		$ -		$ -		$ -	
	#4, #5, & #7's =	890	LB		$ -		$ -	-0.9	$ (801.00)		$ -	
	chairs =	0	lf		$ -		$ -	0.9	$ -		$ -	
3	IW	0	day		$ -		$ -		$ -	665	$ -	
	(Concrete Grade Beams)				$ -		$ -		$ -		$ -	
		9	CY		4500 psi		$ -	-170	$ (1,530.00)		$ -	1-Pour = 200 SF
3	Lab	0	day		$ -	50	$ -		$ -	500	$ -	
1	Finisher	0	day		$ -		$ -		$ -	595	$ -	
	(Cure Concrete)	0	SF		$ -		$ -	0.1	$ -		$ -	
1	Lab	0	day		$ -		$ -		$ -	500	$ -	
	Subtotal				$ -		$ -		$ (2,331.00)		$ -	$ (2,331.00)

WAGMAN

General Construction | Heavy Civil | Geotechnical

Geotechnical Construction

PROPOSAL

TO:	Alvarez Contractors, Inc. Gary Walker Hereinafter referred to as "Client"	PROJECT:	Charles Town WWTP Charles Town, WV Driven Pile REV. 1

FROM: Wagman Heavy Civil, Inc.
3290 N. Susquehanna Trail
York, PA 17406-9754
Hereinafter referred to as "Wagman"

DATE: 2/1/2023

PRICE PROPOSAL IS VALID FOR 15 CALENDAR DAYS FROM THE DATE HEREOF, AND CONDITIONED ON ACCEPTANCE OF ALL TERMS AND CONDITIONS CONTAINED HEREIN OR ATTACHED HERETO AS SET FORTH IN "ATTACHMENT A."

SCOPE OF WORK

The work to be installed by Wagman includes the following:

DRIVEN PILE

- One mobilization.
- Drive 62 EA bearing piles, HP 12x53 Grade 50. Estimated total length 992 LF
    - Piles are to be purchased by others in 20' lengths to min. splicing if they drive deeper than anticipated
- Drive 2 EA test pile, HP 12x53 Grade 50. Estimated total length 32 LF
    - Test piles are to be used as production piles after PDA testing is complete, provided there is no issue with the test
- Installation from bottom of footing elevation (El. 466.25)
- Maximum working Radius of 60' from center pin of crane
    - Price is based on using an APE D-12 Diesel Hammer (or similar) and swinging leads
    - Assumed the use of a Link belt TCC1200 Crawler mounted hydraulic boom crane to minimize the area need for assembly and disassembly
- Tip reinforcement (APF Hard-Bite – HP-77750-B) to be furnished by others
    - Wagman will attach onsite with AWS D1.1 certified welders per manufacturer's welding detail
- Wave equation and PDA testing
    - PDA testing on initial drive only (restrike is not anticipated for this project)
- One cut-off per pile during normal pile driving operations
    - If piling is complete and the crew has demobilized, pile cut-offs to be performed by others
- **Crew availability to complete this work will be limited after June 1st, 2023 due to other project commitments**

PRICING

ITEM #	LOCATIONS & DESCRIPTIONS	QUANTITY	UNIT	UNIT PRICE	TOTAL PRICE
1	PILING MOBILIZATION	1	LS	$ 67,000.00	$ 67,000.00
2	WAVE EQUATION	1	EA	$ 850.00	$ 850.00
3	PDA TESTING	1	DAY	$ 2,750.00	$ 2,750.00
4	CAPWAP ANALYSIS	2	EA	$ 450.00	$ 900.00
5	DRIVE TEST PILE (20' MAX LENGTH)	2	EA	$ 5,732.00	$ 11,464.00
6	DRIVE BEARING PILE (20' MAX LENGTH)	62	EA	$ 1,397.00	$ 86,614.00
	Total				$ 169,578.00
	Additional Unit Pricing	QUANTITY	UNIT	UNIT PRICE	
	Pile Crew Working Rate (working under others direction)	1	HR	$ 1,600.00	
	Pile Crew Standby Rate (Waiting on or off site while being delayed)	1	HR	$ 1,400.00	
	Splice H-Pile	1	EA	$ 700.00	

The undersigned accepts this Proposal and all its terms and conditions as a binding Contract, subject only to the approval of the credit of Client by Wagman Heavy Civil, Inc., which approval shall not be unreasonably withheld.

Client: _____

By: _____

Title: _____

Date: _____

Telephone No: _____

Wagman Heavy Civil, Inc.
Submitted by:

_____
Brian Gabsewics
Manager – Driven Pile

NUCOR
SKYLINE STEEL LLC

Sales Rep:	Lorraine Cooper
Phone:	412-437-1100
Fax:	(412) 366-7390
Email:	lorraine.cooper@nucorskyline.com
Address:	5700 Corporate Drive Suite 660 Pittsburgh, PA, 15237

Quote # Q-59147

Project Name	Quote Date	Bid Date	Quote Expiration Date
Charles Town WV WWTP	Monday, January 30, 2023	Thursday, December 29, 2022	Monday, March 13, 2023

041 - Pennsylvania

Customer Contact	Billing Address	Shipping Location
Lorraine Cooper lorraine.cooper@nucorskyline.com 412-437-1107	5700 Corporate Drive Suite 660 Pittsburgh PA 15237 USA	Charles Town WV 25414 United States

Quote Totals

Net Weight	Net Tons	Net Amount
67,840.00 lb	33.92	$50,560.00

Quote Conditions

Prices are subject to change due to market conditions. Please confirm current pricing before placing order.
Freight costs are included in price and are subject to change based on current market conditions at time of shipment.
Prices do NOT include tax
Payment Terms Net 30 days.
Delivery Freight Included - CPT (Incoterms 2020)
All material quoted as New Domestic, unless otherwise noted below.
Material quoted below based on details and files provided.
Pricing is based on below listed material, lengths and quantities. Any change may result in a price revision.
Quote is for estimating purposes only. It is responsibility of bidding contractor to confirm their required quantities, lengths and number of accessories prior to bid submission.

Product Details

Product Name	Pieces	Units	Weight	Unit Price	Extended Price	Optional
H PILE - 12X053 - A57250	**64**	**20.00 ft**	**67,840.00 lb**	**$39.50/ft**	**$50,560.00**	
H-PILE POINT - 12 PAR12T - A148-96 Points Attached	**64**	**-**	**1,472.00 lb**	**$155.00/ea**	**$9,920.00**	✓
		Total Weight:	**67,840.00 lb**	**Total Price:**	**$50,560.00**	





Estimate Payment | Print

New 2023 FORD Dump Truck
F750

86 Miles Stock # 230006

$107,925

Compare Commercial Loans | lendingtree

Contact **Fairway Ford**

View Dealer's Website

1-866-442-8168 | Text Us

Your Email Address

Hello, I am interested in your **2023 FORD F750 Dump Truck**.

Please contact me at your earliest convenience .

You can reach me at Phone (optional) .

Additional Comments

Thank you,

First and Last Name

Send Email





PROMO



New 2024 FORD Dump Truck
F750

$121,809

Compare Commercial Loans | lendingtree

Contact **#1 Cochran Ford**
View Dealer's Website

1-877-286-4173 | Text Us

Your Email Address

Hello, I am interested in your **2024 FORD F750 Dump Truck**.

Please contact me at your earliest convenience .
You can reach me at Phone (optional) .

Additional Comments

Thank you,

First and Last Name

I would also like to see: ☐ Additional Photos ☐ Video

☑ Include me on exclusive offers, giveaways, and our monthly newsletter.





Estimate Payment | Print

New 2022 FORD Dump Truck
F750

317 Miles Stock # D10577

$112,350

Compare Commercial Loans | lendingtree

Contact **Chesapeake Ford of DC**

View Dealer's Website

1-866-503-2284 | Text Us

Your Email Address

Hello, I am interested in your **2022 FORD F750 Dump Truck.**

Please contact me at your earliest convenience .

You can reach me at Phone (optional) .

Additional Comments

Thank you,

First and Last Name

Send Email

Revised February 23, 2023

Water Treatment and Distribution System Capital Improvements							
Project Number	**Project Name**	**Department**	**Phase A - 2022-2024**	**Phase B - 2025-2027**	**Phase C - 2028-2031**	**System Improvement**	**Supports Growth**
Main Zone Improvements							
PR-MZ-01	Charles Town RaceTrack	Water	$ 88,000.00				
PR-MZ-02	Fritts & Old Town Ranson	Water			$ 1,295,000.00		
PR-MZ-03	Magnolia Springs	Water			$ 1,085,000.00		
PR-MZ-04	Church Street	Water		$ 595,000.00			
PR-MZ-05	South George Street	Water		$ 279,000.00			
PR-MZ-06	Water Street	Water		$ 2,400,000.00			
PR-MZ-07	Route 340	Water		$ 1,173,000.00			
PR-MZ-08	Norborne Glebe	Water			$ 7,000.00		
PR-MZ-09	5th Street Hydrant	Water	$ 7,000.00				
PR-MZ-10	6th Avenue Hydrant	Water	$ 7,000.00				
PR-MZ-11	South Mildred Street Hydrants	Water	$ 9,000.00				
PR-MZ-12	7th Avenue	Water	$ 35,000.00				
PR-MZ-13	Charles Town Infill	Water			$ 35,000.00		
PR-MZ-14	Windmill Crossing	Water			$ 7,000.00		
PR-MZ-15	West Avis Hydrant	Water	$ 9,000.00				
PR-MZ-16	West Academy Toe	Water	$ 88,000.00				
PR-MZ-17	Main Zone Maintenance	Water	$ 28,000.00				
Northern High Zone Improvements							
PR-NZ-01	Huntwell West	Water		$ 2,695,000.00			
PR-NZ-02	Ameritech Street	Water	$ 333,000.00				
PR-NZ-03	North Mildred Street A	Water		$ 648,000.00			
PR-NZ-04	North Mildred Street B	Water	$ 200,000.00				
PR-NZ-05	East 10th Street	Water		$ 298,000.00			
PR-NZ-06	Burns Street PS Upgrade	Water	$ 3,526,000.00				
PR-NZ-07	Northern High Zone Maintenance	Water	$ 2,000.00				
Huntfield Zone Improvements							
PR-HZ-01	Augustine Avenue PS Discharge	Water			$ 298,000.00		
PR-HZ-02	Locust Hill	Water			$ 2,400,000.00		
PR-HZ-03	Huntfield	Water		$ 21,000.00			
PR-HZ-04	Roper/Stolipher	Water			$ 1,243,000.00		
PR-HZ-05	Augustine Avenue PS Upgrade	Water			$ 780,000.00		
PR-HZ-06	Huntfield Zone Maintenance	Water	$ 10,000.00				
Water Treatment Plant and Associated Projects							
PR-WTP-01	Well Development/Spring Source Construction	Water	$ 1,480,000.00				
PR-WTP-02	Intake Construction Cost	Water			$ 1,265,000.00		
PR-WTP-03	WTP Upgrade	Water			$ 17,505,000.00		

Water Equipment and Vehicles							
	Standard Fleet	Water	$ 65,000.00	$ 65,000.00	$ 65,000.00		
	Locating Equipment	Water	$ 20,000.00				
	Leak Detection Equipment	Water	$ 15,000.00				

Service Projects							
	Meter Replacement	Water	$ 150,000.00	$ 150,000.00	$ 150,000.00		

Water Capital Improvements	**Total**	**$ 6,072,000.00**	**$ 8,109,000.00**	**$ 25,920,000.00**	

Wastewater Treatment and Collection System Capital Improvements							
Project Number	**Project Name**	**Department**	**Phase A - 2022-2024**	**Phase B - 2025-2027**	**Phase C - 2028-2031**	**System Improvement**	**Supports Growth**
PR-WW-01	Renewal and Replacement Project	Sewer	$ 10,535,426.28			90%	100%
PR-WW-02	Collection System Project	Sewer	$ 4,861,000.00			70%	30%
PR-WW-03	Fairfax Parallel Line	Sewer	$ 2,500,000.00				100%
PR-WW-04	Evitts Run Collector line	Sewer	$ 3,389,000.00				100%
PR-WW-05	Collections System Upgrade	Sewer		$ 3,250,000.00		70%	30%
PR-WW-06	CTWWTP Upgrades and Expansion	Sewer			$ 13,800,000.00	10%	90%
PR-WW-07	Collections Project and Pump Stations Project	Sewer			$ 3,250,000.00	70%	30%
PR-WW-08	Manhole Lining, Repair, Rehabilitation	Sewer	$ 50,000.00	$ 100,000.00	$ 100,000.00		
	Generator Repair or Replacement	Sewer	$ 50,000.00	$ 50,000.00	$ 50,000.00		
Sewer Vehicles and Equipment							
	Standard Fleet		$ 100,000.00				
	Jetter/Vacuum Truck			$ 150,000.00			
	Sludge Disposal Truck		$ 91,000.00				

Sewer Capital Improvement Projects	**Total**	**$ 21,576,426.28**	**$ 3,550,000.00**	**$ 17,200,000.00**	

Facilities Improvements							
	Maintenance Building	Water/Sewer		$ 850,000.00			
	661 Maintenance	Water/Sewer		$ 15,000.00	$ 15,000.00		

Location	Lot Number	CIF Date Paid	Number of Sewer EDUs	Sewer CIF Amount Paid	Number of Water EDU's	Water CIF Amount Paid
Shenandoah Springs	5, 6	1/10/2023	2	$ 9,110.00		
Beckwith/Shutter		1/10/2023	4	$ 11,720.00	4	$ 17,596.00
Norborne Glebe	T015-T021, T068-T074	1/20/2023	14	$ 41,020.00	14	$ 61,586.00
Aspen Greens	75	1/20/2023	1	$ 2,930.00		
Lennar	1-4	1/20/2023	4	$ 18,220.00		
Tate Manor	75-80	1/26/2023	6	$ 17,580.00	6	$ 26,394.00
Tate Manor	70-74	1/26/2023	5	$ 14,650.00	6	$ 21,995.00
Norborne Glebe	T022-T034	2/9/2023	13	$ 38,090.00	13	$ 57,187.00
Huntfield	322-328	2/8/2023	7	$ 20,510.00	7	$ 30,793.00
Aspen Greens	51, 70, 83	2/8/2023	3	$ 8,790.00		
Huntfield	554-558	2/9/2023	5	$ 14,650.00	5	$ 21,995.00
Aspen Greens	69	2/22/2023	1	$ 2,930.00		
Aspen Greens	48	2/23/2023	1	$ 2,930.00		
Huntfield	625	2/24/2023	1	$ 2,930.00	1	$ 4,399.00
Huntfield	376	2/28/2023	1	$ 2,930.00	1	$ 4,399.00
		Total	**68**	$ 208,990.00	**57**	$ 246,344.00

Charles Town Utility Board
2023 Capacity Improvement Fee Collections/EDU for Sewer

Month	Commercial	Residential	Total Number of EDU's	Total Sewer CIF Collected	CIF Paid to Ranson	Total
Jan-23		36	36	$ 115,230.00	$ 9,750.00	$ 105,480.00
Feb-23		32	32	$ 93,760.00		$ 93,760.00
Mar-23						$ -
Apr-23						$ -
May-23						$ -
Jun-23						$ -
Jul-23						$ -
Aug-23						$ -
Sep-23						$ -
Oct-23						$ -
Nov-23						$ -
Dec-23						$ -
Total 2023	**0**	**68**	**68.00**	**$ 208,990.00**	**$ 9,750.00**	**$ 199,240.00**

Charles Town Utility Board
2023 Capacity Improvement Fee Collections/EDU for Water

Month	Commercial	Residential	Total Number of EDU's	Total Water CIF
Jan-23		30	30	$ 127,571.00
Feb-23		27	27	$ 118,773.00
Mar-23				
Apr-23				
May-23				
Jun-23				
Jul-23				
Aug-23				
Sep-23				
Oct-23				
Nov-23				
Dec-23				
Total 2023	**0**	**57**	**57**	**$ 246,344.00**

Charles Town Utility Board 2022 Capacity Improvement Fee Collections/EDU for Sewer						
Month	Commercial	Residential	Total Number of EDU's	Total Sewer CIF Collected	CIF Paid to Ranson	Total
Jan-22	1.53	29.03	30.56	$ 71,735.60		$ 71,735.60
Feb-22		17	17	$ 23,319.00		$ 23,319.00
Mar-22	146.59	34	180.59	$ 662,151.32		$ 662,151.32
Apr-22		129	129	$ 389,396.00	$ 32,500.00	$ 356,896.00
May-22		15	15	$ 43,950.00		$ 43,950.00
Jun-22		30	30	$ 87,900.00		$ 87,900.00
Jul-22	0.04	3	3.04	$ 10,072.80		$ 10,072.80
Aug-22		14	14	$ 41,020.00		$ 41,020.00
Sep-22	0.4	22	22.4	$ 90,007.00	$ 24,375.00	$ 65,632.00
Oct-22	0	52	52	$ 175,110.00	$ 22,750.00	$ 152,360.00
Nov-22	0	8	8.4	$ 24,612.00		$ 24,612.00
Dec-22	0	18	18	$ 52,740.00		$ 52,740.00
Total 2022	**1.97**	**301**	**519.99**	**$1,672,013.72**	**$79,625.00**	**$1,592,388.72**

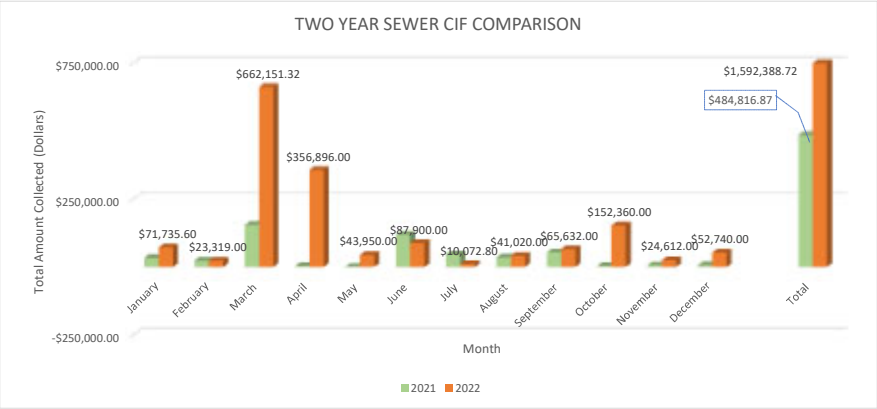

Charles Town Utility Board 2023 Capacity Improvement Fee Collections/EDU for Sewer						
Month	Commercial	Residential	Total Number of EDU's	Total Sewer CIF Collected	CIF Paid to Ranson	Total
Jan-23		36	36	$ 115,230.00	$ 9,750.00	$ 105,480.00
Feb-23		32	32	$ 93,760.00		$ 93,760.00
Mar-23						
Apr-23						
May-23						
Jun-23						
Jul-23						
Aug-23						
Sep-23						
Oct-23						
Nov-23						
Dec-23						
Total 2023	**0**	**68**	**68**	**$208,990.00**	**$9,750.00**	**$199,240.00**

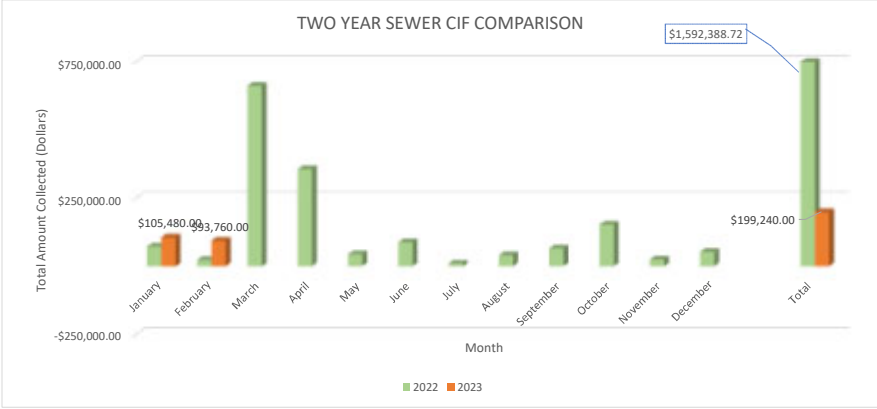

Charles Town Utility Board 2022 Capacity Improvement Fee Collections/EDU for Water				
Month	Commercial	Residential	Total Number of EDU's	Total Water CIF
Jan-22		27	27	$ 69,552.00
Feb-22		15	15	$ 38,640.00
Mar-22	39.35	30	69.35	$ 148,238.16
Apr-22	23.03	92	115.03	$ 296,320.00
May-22		14	14	$ 36,064.00
Jun-22		27	27	$ 69,552.00
Jul-22		1	1	$ 2,576.00
Aug-22	36	12	47.5	$ 122,376.00
Sep-22		2	2	$ 5,152.00
Oct-22	0	38	38	$ 97,888.00
Nov-22	0	0	0	
Dec-22	0	18	18	$ 79,182.00
Total 2022	**97.88**	**238**	**373.88**	**$ 965,540.16**

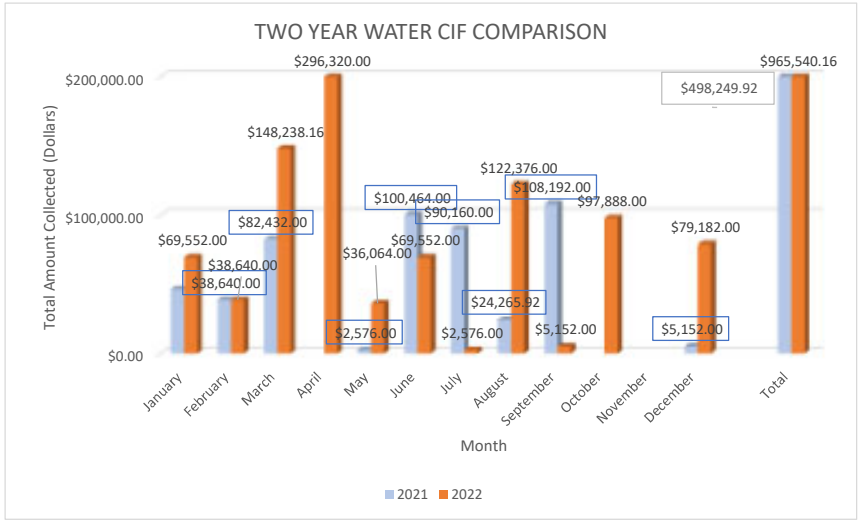

2023 Capacity Improvement Fee Collections/EDU for Water				
Month	Commercial	Residential	Total Number of EDU's	Total Water CIF
Jan-22		30	30	$ 127,571.00
Feb-22		27	27	$ 118,773.00
Mar-22				
Apr-22				
May-22				
Jun-22				
Jul-22				
Aug-22				
Sep-22				
Oct-22				
Nov-22				
Dec-22				
Total 2023	**0**	**57**	**57**	**$ 246,344.00**

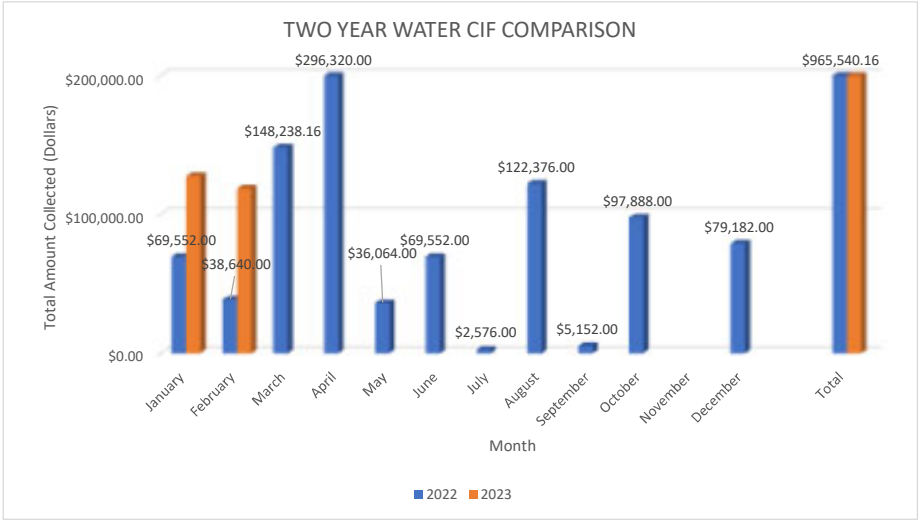

CHARLES TOWN UTILITY BOARD
WASTEWATER TREATMENT PLANT FLOW DATA

CHARLES TOWN WASTEWATER PLANT FLOW DATA						
YEAR	Total Design (MGD)	TOTAL ANNUAL FLOW (MG)	AVERAGE DAILY (MGD)	Total Design minus Average Daily	Total Available (gpd)	Total Available (EDU's)
2015	1.75	384	1.05	0.7	700,000	4,667
2016	1.75	419	1.14	0.61	610,000	4,067
2017	1.75	393	1.08	0.67	670,000	4,467
2018	1.75	491	1.34	0.41	410,000	2,733
2019	1.75	459	1.26	0.49	490,000	3,267
2020	1.75	419.7	1.15	0.60	603,333	4,022
2021	1.75	401.61	1.11	0.64	637,500	4,250
2022	1.75	387.15	1.06	0.69	687,500	4,583
2023	1.75	65.51	1.12	0.63	630,000	4,200

TUSCAWILLA WASTEWATER PLANT FLOW DATA						
YEAR	Total Design (MGD)	TOTAL ANNUAL FLOW (MG)	AVERAGE DAILY (MGD)	Total Design minus Average Daily	Total Available (gpd)	Total Available (EDU's)
2015	0.5	48	0.13	0.37	370,000	2,467
2016	0.5	49	0.13	0.37	370,000	2,467
2017	0.5	48	0.14	0.36	360,000	2,400
2018	0.5	78	0.21	0.29	290,000	1,933
2019	0.5	55.24	0.15	0.35	350,000	2,333
2020	0.5	1.09	0.16	0.34	340,000	2,267
2021	0.5	32.55	0.10	0.40	400,833	2,672
2022	0.5	62.8	0.17	0.33	328,333	2,189
2023	0.5	13.68	0.24	0.27	265,000	1,767

Total EDU's available between CT and Tuscawilla	
2015	7,133
2016	6,533
2017	6,867
2018	4,667
2019	5,600
2020	6,289
2021	6,922
2022	6,772
2023	5,967

2021		
	Total	AVERAGE
JANUARY	35.83	1.22
FEBRUARY	32.98	1.18
MARCH	36.39	1.17
APRIL	34.33	1.18
MAY	33.24	1.07
JUNE	36.24	1.21
JULY	30.99	1.00
AUGUST	29.94	0.97
SEPTEMBER	36.36	1.17
OCTOBER	29.97	0.97
NOVEMBER	30.12	1.00
DECEMBER	35.22	1.21
Annual Total	401.61	1.11

2022		
	Total	AVERAGE
JANUARY	37.25	1.20
FEBRUARY	33.8	1.21
MARCH	33.28	1.07
APRIL	32.98	1.1
MAY	35.86	1.16
JUNE	29.9	1.00
JULY	29.78	0.96
AUGUST	30.19	1.01
SEPTEMBER	29.62	0.96
OCTOBER	29.02	0.94
NOVEMBER	30.09	1.00
DECEMBER	35.38	1.14
Annual Total	387.15	1.06

2023		
	Total	AVERAGE
JANUARY	36.55	1.21
FEBRUARY	28.96	1.03
MARCH		
APRIL		
MAY		
JUNE		
JULY		
AUGUST		
SEPTEMBER		
OCTOBER		
NOVEMBER		
DECEMBER		
Annual Total	65.51	1.12

2021		
	Total	AVERAGE
JANUARY	0.52	0.07
FEBRUARY	2.22	0.08
MARCH	4.22	0.14
APRIL	1.12	0.04
MAY	0.89	0.03
JUNE	3.37	0.11
JULY	3.9	0.13
AUGUST	3.6	0.12
SEPTEMBER	4.53	0.15
OCTOBER	3.94	0.13
NOVEMBER	3.73	0.12
DECEMBER	0.51	0.07
Annual Total	32.55	0.10

2022		
	Total	AVERAGE
JANUARY	0	0
FEBRUARY	0	0
MARCH	4.34	0.14
APRIL	4.68	0.16
MAY	6.03	0.19
JUNE	6.21	0.21
JULY	6.48	0.21
AUGUST	7.01	0.23
SEPTEMBER	7.11	0.24
OCTOBER	7.27	0.23
NOVEMBER	6.94	0.23
DECEMBER	6.73	0.22
Annual Total	62.8	0.17

2023		
	Total	AVERAGE
JANUARY	7.3	0.24
FEBRUARY	6.38	0.23
MARCH		
APRIL		
MAY		
JUNE		
JULY		
AUGUST		
SEPTEMBER		
OCTOBER		
NOVEMBER		
DECEMBER		
Annual Total	13.68	0.235

CHARLES TOWN UTILITY BOARD
WATER TREATMENT PLANT FLOW DATA

CHARLES TOWN WATER PLANT FLOW DATA						
YEAR	Total Design (MGD)	TOTAL ANNUAL FLOW (MG)	AVERAGE DAILY (MGD)	Total Design minus Average Daily	Total Available (gpd)	Total Available (EDU's)
2019	2.8	644.32	1.77	1.03498	1,034,980	6,900
2020	2.8	615.64	1.68	1.12	1,117,946	7,453
2021	2.8	601.87	1.64	1.16	1,164,627	7,764
2022	2.8	588.97	1.60	1.20	1,204,163	8,028
2023	2.8	0.00	0.00	2.80	2,800,000	18,667

2021		
	Total	AVERAGE
JANUARY	50,030,727	1,613,894
FEBRUARY	45,304,029	1,618,001
MARCH	50,881,983	1,641,354
APRIL	49,098,224	1,636,607
MAY	53,910,537	1,739,050
JUNE	53,051,728	1,711,346
JULY	53,198,248	1,716,073
AUGUST	54,959,872	1,772,899
SEPTEMBER	49,200,580	1,587,115
OCTOBER	49,336,781	1,591,509
NOVEMBER	45,777,260	1,476,686
DECEMBER	47,118,143	1,519,940
Annual Total	601,868,112	1,635,373

2022		
	Total	AVERAGE
JANUARY	47,918,736	1,545,766
FEBRUARY	43,703,896	1,560,853
MARCH	48,063,482	1,550,435
APRIL	47,294,978	1,525,644
MAY	49,834,352	1,607,560
JUNE	49,111,936	1,584,256
JULY	51,919,787	1,674,832
AUGUST	51,872,384	1,673,303
SEPTEMBER	50,844,952	1,640,160
OCTOBER	50,572,280	1,631,364
NOVEMBER	47,643,899	1,536,900
DECEMBER	50,188,260	1,618,976
Annual Total	588,968,942	1,595,837

2023		
	Total	AVERAGE
JANUARY	50,324,969	1,623,386
FEBRUARY	44,512,256	1,589,723
MARCH		0
APRIL		0
MAY		0
JUNE		0
JULY		0
AUGUST		0
SEPTEMBER		0
OCTOBER		0
NOVEMBER		0
DECEMBER		0
Annual Total	94,837,225	267,759

GLEN HAVEN WATER PLANT FLOW DATA						
YEAR	Total Design (MGD)	TOTAL ANNUAL FLOW (MG)	AVERAGE DAILY (MGD)	Total Design minus Average Daily	Total Available (gpd)	
2020	0.0216	1.04	0.01	0.01	13,120	
2021	0.0216	3.06	0.01	0.01	13,213	-
2022	0.0216	2.70	0.01	0.01	14,335	-
2023	0.0216	0.00	0.00	0.02	21,600	-

2021		
	Total	AVERAGE
JANUARY	242,200	7,813
FEBRUARY	203,500	7,268
MARCH	241,800	8,636
APRIL	262,300	8,743
MAY	289,700	9,345
JUNE	276,500	8,919
JULY	302,900	9,771
AUGUST	302,900	9,771
SEPTEMBER	227,800	7,348
OCTOBER	285,100	9,197
NOVEMBER	227,200	7,329
DECEMBER	201,500	6,500
Annual Total	3,063,400	8,387

2022		
	Total	AVERAGE
JANUARY	204,300	6,590
FEBRUARY	178,600	5,761
MARCH	191,200	6,168
APRIL	222,000	7,161
MAY	237,300	7,655
JUNE	286,600	9,245
JULY	301,600	9,729
AUGUST	262,800	8,477
SEPTEMBER	221,600	7,148
OCTOBER	236,700	7,635
NOVEMBER	215,200	6,942
DECEMBER	144,500	4,661
Annual Total	2,702,400	7,265

2023		
	Total	AVERAGE
JANUARY	233,300	7,526
FEBRUARY	184,300	5,945
MARCH		0
APRIL		0
MAY		0
JUNE		0
JULY		0
AUGUST		0
SEPTEMBER		0
OCTOBER		0
NOVEMBER		0
DECEMBER		0
Annual Total	417,600	1,123

CAVALAND WATER PLANT FLOW DATA						
YEAR	Total Design (MGD)	TOTAL ANNUAL FLOW (MG)	AVERAGE DAILY (MGD)	Total Design minus Average Daily	Total Available (gpd)	
2020	0.036	0.59	0.00	0.03	31,210	
2021	0.036	1.91	0.01	0.03	30,766	
2022	0.036	0.00	0.00	0.03	31,041	
2023	0.036	0.00	0.00	0.04	36,000	

2021		
	Total	AVERAGE
JANUARY	150,900	4,868
FEBRUARY	132,900	4,746
MARCH	145,800	5,207
APRIL	152,900	5,097
MAY	177,900	5,739
JUNE	159,000	5,129
JULY	169,600	5,471
AUGUST	177,300	5,719
SEPTEMBER	175,600	5,665
OCTOBER	176,000	5,677
NOVEMBER	151,200	4,877
DECEMBER	143,000	4,613
Annual Total	1,912,100	5,234

2022		
	Total	AVERAGE
JANUARY	150,100	4,842
FEBRUARY	127,200	4,103
MARCH	130,300	4,203
APRIL	141,600	4,568
MAY	145,000	4,677
JUNE	155,500	5,016
JULY	173,500	5,597
AUGUST	167,200	5,394
SEPTEMBER	138,500	4,468
OCTOBER	144,300	4,655
NOVEMBER	145,300	4,687
DECEMBER	226,300	7,300
Annual Total	1,844,800	4,959

2023		
	Total	AVERAGE
JANUARY	134,900	4,352
FEBRUARY	122,700	3,958
MARCH		0
APRIL		0
MAY		0
JUNE		0
JULY		0
AUGUST		0
SEPTEMBER		0
OCTOBER		0
NOVEMBER		0
DECEMBER		0
Annual Total	257,600	692

Charles Town Water Department
Revenue & Expense Summary
1/31/2023

Annual Budget		Y-T-D Budget	Y-T-D Actual	Difference
	REVENUES			
2,650,000	Metered Sales - Residential	1,545,833	1,528,540	(17,294)
1,340,000	Metered Sales - Commercial	781,667	768,676	(12,991)
105,000	Metered Sales - Glen Haven/Cavaland	61,250	56,222	(5,028)
20,000	Sale for Resale - Bulk Water	11,667	11,710	43
80,000	Forfieted Discounts	46,667	46,463	(204)
30,000	Misc. Service Rev - Reconnection / Tap Fees	17,500	18,932	1,432
525,000	Tank Lot Rental Income	306,250	354,338	48,088
8,000	Interest Income	4,667	9,150	4,483
2,000	Sinking Fund Income	1,167	7,048	5,881
85,000	Miscellaneous Income	49,583	14,081	(35,502)
0	Grant Revenue - OEHS SWAP EWM	-	11,080	11,080
0	CIF & CAC Revenue	-	439,081	439,081
0	Checking Acct @ 6/30/22	-	635,062	635,062
4,845,000	**TOTAL REVENUES**	2,826,250	3,900,381	1,074,131
	EXPENSES			
15,000	Supplies & Expense	8,750	9,606	856
20,000	Maint of Water Source	11,667	1,480	(10,187)
350,000	Operation Labor - WTP	204,167	208,860	4,693
125,000	Power & Fuel - WTP	72,917	80,550	7,634
6,000	Power & Fuel - WTP GH/CAV	3,500	3,439	(61)
130,000	Chemicals	75,833	96,851	21,017
40,000	Testing	23,333	18,114	(5,220)
20,000	Supplies & Expense - WTP	11,667	19,546	7,880
10,000	Supplies & Expense - GH/CAV	5,833	1,955	(3,878)
100,000	Maint of Water Treatment Plant	58,333	67,347	9,014
10,000	Maint of Water Plant - GH/CAV	5,833	-	(5,833)
446,000	Maintenance Labor	260,167	244,083	(16,084)
20,000	Supplies & Expense - Maint	11,667	10,804	(863)
100,000	Maint Dist Reservior & Standpipes	58,333	17,177	(41,156)
150,000	Maint of Mains	87,500	33,282	(54,218)
200,000	Maint of Services	116,667	51,148	(65,519)
175,000	Maint of Meters	102,083	85,196	(16,888)
20,000	Maint of Hydrants	11,667	2,953	(8,714)
162,000	Accounting & Collecting Labor	94,500	97,991	3,491
20,000	Supplies & Expense - Acct & Collect	11,667	10,863	(804)
15,000	Bad Debt Expense	8,750	3,846	(4,904)
125,000	Admin & General Salaries	72,917	66,936	(5,981)
187,000	Employee Insurance & Benefits	109,083	97,011	(12,073)
97,000	Employee Pension Expense	56,583	50,137	(6,446)
83,000	Payroll Taxes - FICA Tax Expense	48,417	47,660	(757)
10,000	OPEB (other post empl benefits)	5,833	6,922	1,088
15,000	Employee 457 Expense	8,750	10,031	1,281

Charles Town Water Department
Revenue & Expense Summary
1/31/2023

114,000	Office Supplies & Other Expense	66,500	62,630	(3,870)
15,000	Maintenance of General Property	8,750	9,374	624
45,000	Contractual Services - Engineering	26,250	10,559	(15,691)
20,000	Contractual Services - Accounting	11,667	5,225	(6,442)
15,000	Contractual Services - Legal	8,750	8,443	(307)
85,000	Contractual Services - Other	49,583	35,696	(13,887)
55,000	Transportation Expense	32,083	45,508	13,425
80,000	Property Insurance	46,667	63,374	16,708
35,000	Injuries & Damages	20,417	13,605	(6,812)
20,000	Regulatory Commission Expense	11,667	2,366	(9,300)
6,000	Bond Administration Fees	3,500	2,659	(841)
10,000	Misc General Expense	5,833	1,459	(4,375)
1,165,000	Depreciation Expense	679,583	679,583	(0)
445,000	Interest on Long Term debt	259,583	202,140	(57,443)
78,000	Amortization of Debt Discount & Exp	45,500	45,500	-
4,839,000	**TOTAL EXPENSES**	2,822,750	2,531,909	(290,841)

6,000	Excess (Deficit)	3,500	1,368,472	
	Reconciliation to Cash:			
	Cash Balance @ 6/30/22		635,062	
	Disbursements To Date		(3,115,363)	
	Expenses		2,531,909	
	Deposits To Date		3,211,104	
	Revenues		(3,900,381)	
	CASH BALANCE @ 1/31/2023		730,803	
			730,803	Water Operating
			(0)	
	Water Capacity Improvement Fees		3,202,677	
	Water Renewal & Replacement		828,200	
	Water Working Capital Fund		383,991	

Charles Town Sewer Department
Revenue & Expense Summary
1/31/2023

Annual Budget		Y-T-D Budget	Y-T-D Actual	Difference
	REVENUES			
2,400,000	CTUB Service Revenue	1,400,000	1,396,469	(3,531)
1,440,000	Sewer Service Revenue - Ranson	840,000	803,226	(36,774)
2,485,000	Sewer Service Revenue - JCPSD	1,449,583	1,446,759	(2,824)
40,000	Customer Forfieted Discounts	23,333	23,315	(18)
25,000	Customer Forfieted Discounts- RA	14,583	15,686	1,103
40,000	Customer Forfieted Discounts- PSD	23,333	27,012	3,679
40,000	Misc. Sewer Revenues	23,333	10,797	(12,536)
0	CIF & CAC Revenues	-	463,515	463,515
8,000	Interest Income	4,667	13,574	8,907
2,000	Sinking Fund Income	1,167	42,078	40,912
0	Gain on Sale of Assets	-	37,159	
0	Checking Acct @ 6/30/22	-	2,351,976	2,351,976
6,480,000	**TOTAL REVENUES**	3,780,000	6,631,568	2,814,409
	EXPENSES			
20,000	CS - Supplies & Expense	11,667	3,314	(8,353)
50,000	CS - Maint of Service Connections	29,167	9,665	(19,502)
250,000	CS - Maint of Collecting & Trans. Mains	145,833	120,815	(25,019)
370,000	PS - Operation Labor	215,833	179,599	(36,235)
135,000	PS - Power & Fuel	78,750	73,277	(5,473)
25,000	PS - Supplies & Expense	14,583	10,376	(4,208)
250,000	PS - Maint of Pump Stations	145,833	75,010	(70,824)
244,000	T&D - Operation Labor	142,333	167,950	25,617
130,000	T&D - Power - CT Plant	75,833	72,493	(3,340)
80,000	T&D - Power - TUI	46,667	47,184	517
10,000	T&D - Power - Deerfield	5,833	3,666	(2,167)
155,000	T&D - Chemical Expense - CT	90,417	90,089	(327)
20,000	T&D - Chemical Expense - TUI	11,667	3,488	(8,178)
35,000	T&D - Testing - CT	20,417	18,166	(2,251)
7,000	T&D - Testing - TUI	4,083	7,685	3,602
102,000	T&D - Supplies & Expense	59,500	76,767	17,267
120,000	T&D - Maint. Burns Farm	70,000	52,447	(17,553)
200,000	T&D - Maint. Treatment Plant - CT	116,667	62,746	(53,921)
90,000	T&D - Maint. Treatment Plant - TUI	52,500	38,758	(13,742)
15,000	T&D - Maint. Treatment Plant - Deerfield	8,750	1,024	(7,726)
212,000	CA - Billing, Collecting & Accounting Lab	123,667	124,867	1,200
150,000	CA - Billing Fees Expense	87,500	37,553	(49,948)
15,000	CA - Bad Debt Expense	8,750	11,810	3,060
188,000	G&A Admin. & General Salaries	109,667	115,413	5,747
170,000	Employee Insurance & Benefits	99,167	98,629	(537)
92,000	Employee Pension Expense	53,667	48,880	(4,787)
78,000	Payroll Taxes - FICA Tax Expense	45,500	44,991	(509)
8,000	OPEB (other post empl. benefits)	4,667	6,868	2,202
14,000	Employee 457 Expense	8,167	9,288	1,121

Charles Town Sewer Department
Revenue & Expense Summary
1/31/2023

135,000	Office Supplies & Expense	78,750	65,640	(13,110)
35,000	Maint. of General Property	20,417	12,426	(7,990)
60,000	Contractual Services - Engineering	35,000	13,162	(21,838)
32,000	Contractual Services - Accounting	18,667	15,075	(3,592)
170,000	Contractual Services - Legal	99,167	134,268	35,102
83,000	Contractual Services - Other	48,417	31,352	(17,064)
65,000	Transportation Expense	37,917	48,616	10,699
110,000	Insurance	64,167	62,716	(1,451)
32,000	Worker's Comp	18,667	12,558	(6,108)
30,000	Regulatory Commission Expense	17,500	1,377	(16,123)
65,000	Bond Administration Fees	37,917	25,163	(12,753)
10,000	Misc. General Expense	5,833	3,726	(2,107)
1,985,000	Depreciation Expense	1,157,917	1,157,917	0
325,000	Interest on Long Term Debt	189,583	147,873	(41,711)
57,000	Amort. Of Debt Discount & Expense	33,250	33,250	-
0	Bond Issuance Costs	-	192,863	192,863
6,429,000	**TOTAL EXPENSES**	3,750,250	3,570,801	(372,311)
51,000	**Excess (Deficit)**	29,750	3,060,766	
	Reconciliation to Cash:			
	Cash Balance @ 6/30/22		2,351,976	
	Disbursements To Date		(4,173,018)	
	Expenses		3,570,801	
	Deposits To Date		4,558,486	
	Revenues		(6,631,568)	
	CASH BALANCE 1/31/2023		2,737,444	
			2,737,444	Sewer Operating
			(0)	
	Sewer Capacity Improvement Fees		4,167,695	
	Sewer Renewal & Replacement		744,470	
	Sewer Working Capital Fund		706,613	

March 01, 2023

CHARLES TOWN UTILITY DEPARTMENT
Attention: Kristen Stolipher
661 South George Street Suite 1010
Charles Town, WV 25414

Re: CHARLES TOWN UTILITY DEPARTMENT
Sewer Line Upgrade/Replacement Project No. 2021S-2041
Preliminary Application Approved

Dear Kristen Stolipher:

The West Virginia Infrastructure and Jobs Development Council (Council) has reviewed the preliminary application for the above-referenced project (Project).

Based on the findings of the Sewer Technical Review and Funding Committee, the Council has determined that the Project is technically feasible within the guidelines of the Infrastructure and Jobs Development Act. The Sponsor should carefully review the comments of the Technical Review Committee, as found on the Project Team Members' Dashboards at www.wvinfrastructure.com, as the Sponsor may need to address certain issues raised in said comments as it proceeds with the Project.

Additionally, the Council recommends the CHARLES TOWN UTILITY DEPARTMENT pursue the following funding:

Below is the recommended grant information for this Project:
CWSRF Loan (Term: 40 years Rate: 0.25% , 0.25% AF) - $2,844,984.00
CWSRF Loan (Term: 20 years Rate: 3%, 0.25% AF) - $216,016.00

Below is the recommended loan information for this Project:
Capacity Improvements Fee - $2,000,000.00
CWSRF "Green" Forgivable Grant - $500,000.00
CTUB Working Capitol Contribution - $919,000.00
Charles Town ARPA Grant - $150,000.00
WDA EEGF - $1,620,000.00

Total estimated project cost is $8,250,000.00. If you have any questions regarding this matter, please contact Wayne Morgan, Executive Director, at (304) 414-6501 (X106).

Sincerely,



Wayne Morgan
Executive Director

cc: Marie Prezioso, WDA
Kathy Emery, CWSRF

VENDOR SORT KEY	DESCRIPTION	FUND	DEPARTMENT		AMOUNT
	PCARD 9146	SEWER FUND	SEWER		928.00
	PCARD 9146	SEWER FUND	SEWER		1,447.00
	PCARD 9146	SEWER FUND	SEWER		29.62
				TOTAL:	16,920.12
HD SUPPLY INC	GLOVES, WD-40, SBMRS CGD T	SEWER FUND	SEWER		968.88
	GLOVES, WD-40, SBMRS CGD T	SEWER FUND	SEWER		786.47
				TOTAL:	1,755.35
VITAL SIGNS	DECAL, APPROVED	WATER FUND	WATER		165.00
	DECAL, APPROVED	SEWER FUND	SEWER		165.00
				TOTAL:	330.00
WAKEFIELD & ASSOCIATES INC	FEB COLLECTIONS	WATER FUND	WATER		137.99
	FEB COLLECTIONS	SEWER FUND	SEWER		137.98
				TOTAL:	275.97
WV STATE AUDITOR'S OFFICE	PRJCT# 16721, PERRY & ASSO	WATER FUND	WATER		278.00
	PRJCT# 16721, PERRY & ASSO	SEWER FUND	SEWER		278.00
				TOTAL:	556.00
WV WATER DEVELOPMENT AUTHORITY	#2017-175 INFRSTRCTR FNDPR	SEWER FUND	NON-DEPARTMENTAL		552.65
				TOTAL:	552.65
WV ASSOC OF COUNTIES GROUP SELF-INSURA	QUARTERLY	WATER FUND	WATER		18,249.50
	QUARTERLY	SEWER FUND	SEWER		18,249.50
				TOTAL:	36,499.00

========== FUND TOTALS ==========

50	WATER FUND	128,312.07
60	SEWER FUND	219,699.45
	GRAND TOTAL:	348,011.52

This Packet: $ 348,011.52

WV BPH, check dated 2/22/2023: 175.00

WV DOT, checks dated 2/27/2023: 168.50

Total: $ 348,355.02

TOTAL PAGES: 5

APPROVED BY: _____

APPROVED BY: _____

Note:

Highlighted invoices are for the R&R Project

VENDOR SORT KEY	DESCRIPTION	FUND	DEPARTMENT	AMOUNT
			TOTAL:	240.00
SG PLUMBING, INC.	111 DAVENPORT LN	WATER FUND	WATER	1,450.00
	40 HIGH ST	WATER FUND	WATER	1,850.00
			TOTAL:	3,300.00
SHENANDOAH SALES & SERVICE, INC.	WATER VEHICLE OIL CHNG & S	WATER FUND	WATER	178.55
	SEWER VEHICLE OIL CHNG & S	SEWER FUND	SEWER	377.79
			TOTAL:	556.34
LAW OFFICES OF HOY SHINGLETON, L.C.	GENERAL 2/8 - 2/22/23	WATER FUND	WATER	476.00
	EASEMENTS 2/3 - 2/16/23	WATER FUND	WATER	1,292.00
	GENERAL 2/8 - 2/22/23	SEWER FUND	SEWER	136.00
	WVAW 2/3 - 2/27/23	SEWER FUND	SEWER	2,244.00
			TOTAL:	4,148.00
SPRINT	MONTHLY CELL SERVICE	WATER FUND	WATER	186.40
	MONTHLY CELL SERVICE	SEWER FUND	SEWER	246.32
			TOTAL:	432.72
STEPTOE & JOHNSON PLLC	GENERAL ENVIRONMENTAL	WATER FUND	WATER	11,448.63
	GENERAL ENVIRONMENTAL	SEWER FUND	SEWER	11,213.62
			TOTAL:	22,662.25
STH, INC.	PUMP UNIT GRUNDFOS	SEWER FUND	NON-DEPARTMENTAL	29,900.00
			TOTAL:	29,900.00
GERALD TAYLOR CO., INC.	PUMP / TRANSPORT	WATER FUND	WATER	311.02
	PUMP / TRANSPORT	WATER FUND	WATER	546.21
	PUMP / TRANSPORT	WATER FUND	WATER	902.77
	VAC / TRANSPORT	WATER FUND	WATER	562.80
	PUMP / TRANSPORT	WATER FUND	WATER	580.22
	TRANSPORT	SEWER FUND	SEWER	1,069.20
	TRANSPORT	SEWER FUND	SEWER	847.44
	VAC LIFT STATIONS	SEWER FUND	SEWER	1,919.55
	TRANSPORT	SEWER FUND	SEWER	1,059.30
			TOTAL:	7,798.51
THE CI THORNBURG CO, INC.	5/8"X3/4" SRII TRPL 100GPL	WATER FUND	WATER	1,043.39
	5/8"X3/4" SRII TRPL 100GPL	WATER FUND	WATER	3,651.86
	5/8X3/4"SRIITRPL100GPL/BTM	WATER FUND	WATER	12,656.20
			TOTAL:	17,351.45
U.S. BANK	PCARD 9146	WATER FUND	NON-DEPARTMENTAL	3,424.30
	PCARD 9146	WATER FUND	WATER	1,701.04
	PCARD 9146	WATER FUND	WATER	441.32
	PCARD 9146	WATER FUND	WATER	1,263.23
	PCARD 9146	WATER FUND	WATER	251.52
	PCARD 9146	WATER FUND	WATER	928.00
	PCARD 9146	WATER FUND	WATER	359.96
	PCARD 9146	WATER FUND	WATER	889.71
	PCARD 9146	SEWER FUND	NON-DEPARTMENTAL	1,279.50
	PCARD 9146	SEWER FUND	SEWER	1,701.03
	PCARD 9146	SEWER FUND	SEWER	1,858.47
	PCARD 9146	SEWER FUND	SEWER	273.60
	PCARD 9146	SEWER FUND	SEWER	143.82

VENDOR SORT KEY	DESCRIPTION	FUND	DEPARTMENT		AMOUNT
KABLE EXCAVATING, LLC	MOVED MINI EXCAVATOR	SEWER FUND	SEWER		240.00
				TOTAL:	240.00
MCKINNEY'S AUTO REPAIR	WATER VEHICLE INSPECTION	WATER FUND	WATER		14.00
	WATER VEHICLE INSPECTION	WATER FUND	WATER		14.00
	SEWER VEHICLE SERVICE	SEWER FUND	SEWER		1,389.99
				TOTAL:	1,417.99
METLIFE, INC	AD&D PAYABLE	WATER FUND	WATER		9.92
	AD&D PAYABLE	WATER FUND	WATER		0.62
	LIFE PAYABLE	WATER FUND	WATER		48.00
	LIFE PAYABLE	WATER FUND	WATER		3.00
	LTD PAYABLE	WATER FUND	WATER		328.78
	LTD PAYABLE	WATER FUND	WATER		12.25
	STD PAYABLE	WATER FUND	WATER		343.91
	STD PAYABLE	WATER FUND	WATER		13.67
	AD&D PAYABLE	SEWER FUND	SEWER		8.06
	AD&D PAYABLE	SEWER FUND	SEWER		0.62-
	LIFE PAYABLE	SEWER FUND	SEWER		39.00
	LIFE PAYABLE	SEWER FUND	SEWER		3.00-
	LTD PAYABLE	SEWER FUND	SEWER		271.00
	LTD PAYABLE	SEWER FUND	SEWER		29.57-
	STD PAYABLE	SEWER FUND	SEWER		281.30
	STD PAYABLE	SEWER FUND	SEWER		31.14-
				TOTAL:	1,295.18
THOMAS NALLS	FEB TANK LOT RENT	WATER FUND	NON-DEPARTMENTAL		3,787.18
				TOTAL:	3,787.18
NATIONAL BUSINESS FURNITURE, LLC	OFFICE FURNITURE KRISTEN	WATER FUND	WATER		2,313.36
	OFFICE FURNITURE KRISTEN	SEWER FUND	SEWER		2,313.36
				TOTAL:	4,626.72
PACE ANALYTICAL SERVICES, LLC	TESTING: IU02 ROCKWOOL	SEWER FUND	SEWER		356.80
	TESTING: TUSC WKLY	SEWER FUND	SEWER		135.80
	TESTING: CT WKLY	SEWER FUND	SEWER		259.50
	TESTING: MNTHLY WV0022349	SEWER FUND	SEWER		273.50
	TESTING: TUSC MNTHLY	SEWER FUND	SEWER		408.50
	TESTING: TUSC	SEWER FUND	SEWER		722.50
	TESTING: TUSC WKLY	SEWER FUND	SEWER		135.80
	TESTING: CT WKLY	SEWER FUND	SEWER		225.70
				TOTAL:	2,518.10
PETTY CASH @ 661 S GEORGE ST	PETTY CASH- MISC RECEIPTS	WATER FUND	WATER		4.74
	PETTY CASH- MISC RECEIPTS	WATER FUND	WATER		7.50
	PETTY CASH- MISC RECEIPTS	WATER FUND	WATER		22.00
	PETTY CASH- MISC RECEIPTS	SEWER FUND	SEWER		4.74
	PETTY CASH- MISC RECEIPTS	SEWER FUND	SEWER		75.00
	PETTY CASH- MISC RECEIPTS	SEWER FUND	SEWER		7.50
	PETTY CASH- MISC RECEIPTS	SEWER FUND	SEWER		25.68
				TOTAL:	147.16
RAILROAD MGMT CO, IV LLC	RANSON, PIPE WATER LICENSE	WATER FUND	WATER		625.48
				TOTAL:	625.48
ROSS H BARE	SVC CLL HTRS/EXSTFN, XFRSW	SEWER FUND	SEWER		240.00

VENDOR SORT KEY	DESCRIPTION	FUND	DEPARTMENT	AMOUNT
			TOTAL:	223.17
CUMMINS, INC	PM: WOODLAWN MHP	SEWER FUND	SEWER	315.14
			TOTAL:	315.14
D.R. HORTON, INC.	SEWER UPSIZING PER AMEA	SEWER FUND	NON-DEPARTMENTAL	7,500.00
			TOTAL:	7,500.00
DELL MARKETING L.P.	PWREDGE 640 UPGRDS & EXTSN	WATER FUND	WATER	535.03
	PWREDGE 640 UPGRDS & EXTSN	SEWER FUND	SEWER	535.00
			TOTAL:	1,070.03
WV DEPT OF HEALTH & HUMAN SERVICES	FLOURIDE TEST	WATER FUND	WATER	15.00
	BACTERIOLOGICAL TEST	WATER FUND	WATER	120.00
	BACTERIOLOGICAL TEST	WATER FUND	WATER	140.00
			TOTAL:	275.00
ENCOVA INSURANCE	INSTALLMENT	WATER FUND	WATER	2,161.12
	INSTALLMENT	SEWER FUND	SEWER	1,994.88
			TOTAL:	4,156.00
FERGUSON US HOLDINGS, INC	4' STEM EXTN F/PLUGVLV	SEWER FUND	NON-DEPARTMENTAL	776.53
	6" PIPE FOR BLOW OFF	SEWER FUND	SEWER	3,238.33
			TOTAL:	4,014.86
TRISHA S FOWLER	2/21, 2/23, 2/28, 3/02/23	WATER FUND	WATER	437.50
	2/21, 2/23, 2/28, 3/02/23	SEWER FUND	SEWER	437.50
			TOTAL:	875.00
GUTTMAN ENERGY	W/E 2/19/23	WATER FUND	WATER	528.69
	W/E 2/26/23	WATER FUND	WATER	922.88
	W/E 2/19/23	SEWER FUND	SEWER	1,444.39
	W/E 2/26/23	SEWER FUND	SEWER	665.72
			TOTAL:	3,561.68
INTELLIPOINT TECHNOLOGIES, LLC	SOVOS FIREWALLS	WATER FUND	WATER	9,165.00
			TOTAL:	9,165.00
PROTOUCH COMMUNICATIONS, LLC	FEB SVCS: AFTER-HRS EMERGE	WATER FUND	WATER	117.47
	FEB SVCS: AFTER-HRS EMERGE	SEWER FUND	SEWER	117.47
			TOTAL:	234.94
INWOOD QUARRY, INC.	C2 & I10 PICKUPS: 2/21/23	WATER FUND	WATER	420.68
	C2 PICKUPS: 2/22/23	WATER FUND	WATER	771.26
	C2 PICKUPS: 2/23/23	WATER FUND	WATER	820.09
	C2 & I10 PICKUPS: 2/24/23	WATER FUND	WATER	891.59
	C2 PICKUPS: 2/27/23	WATER FUND	WATER	136.04
			TOTAL:	3,039.66
IRON MOUNTAIN, INC	SHREDDING, STORAGE	WATER FUND	WATER	417.83
	SHREDDING, STORAGE	SEWER FUND	SEWER	417.83
			TOTAL:	835.66
THE JOURNAL	WW OPERATOR ADS MBJ & SHP	SEWER FUND	SEWER	592.53
			TOTAL:	592.53

VENDOR SORT KEY	DESCRIPTION	FUND	DEPARTMENT		AMOUNT
WILLIAM HOAK	PAVING 1/23/23	WATER FUND	WATER		6,100.00
	PAVING 1/24/23	WATER FUND	WATER		8,296.00
	PAVING 1/24/23	WATER FUND	WATER		1,525.00
	PAVING 1/25/23	WATER FUND	WATER		458.00
	PAVING 1/25/23	WATER FUND	WATER		4,490.00
	PAVING 1/23/23	SEWER FUND	SEWER		2,470.00
				TOTAL:	23,339.00
ALS GROUP USA CORP	TESTING	WATER FUND	WATER		655.00
				TOTAL:	655.00
ALVAREZ CONTRACTORS, INC	WWTP PROJECT	SEWER FUND	NON-DEPARTMENTAL		92,171.91
				TOTAL:	92,171.91
APPLE VALLEY TIRE	WATER VEHICLE TIRES	WATER FUND	WATER		1,154.50
				TOTAL:	1,154.50
AUTOZONE	BATTERY-WOODLAWN MHP PS	SEWER FUND	SEWER		106.99
				TOTAL:	106.99
JP & RF BURNS PARTNERSHIP	FEB LOADS - 65	SEWER FUND	SEWER		11,635.00
				TOTAL:	11,635.00
CHARLES TOWN PLUMBING LLC	SWRTP & LTRL 110 ALLA WILL	SEWER FUND	SEWER		5,600.00
				TOTAL:	5,600.00
CITY NATIONAL BANK	LOCKBOX SVCS: FEB	WATER FUND	WATER		143.56
	LOCKBOX SVCS: FEB	SEWER FUND	SEWER		143.56
				TOTAL:	287.12
CITY OF CHARLES TOWN	JAN UTILITIES@ 661 S GEORG	WATER FUND	WATER		632.41
	MAR RENT@ 661 S GEORGE ST	WATER FUND	WATER		1,275.00
	JAN UTILITIES@ 661 S GEORG	SEWER FUND	SEWER		632.41
	MAR RENT@ 661 S GEORGE ST	SEWER FUND	SEWER		1,275.00
				TOTAL:	3,814.82
COMCAST BUSINESS	8299 31 011 0522683	WATER FUND	WATER		136.09
				TOTAL:	136.09
CORE & MAIN	B&TMMP182230MTRPITBLLT,AYM	WATER FUND	WATER		3,979.56
	3"HYDMTRD/RUSGW/NSTCPLGET2	WATER FUND	WATER		63.46
	3"HYDMTRD/RUSGW/NSTCPLGET2	WATER FUND	WATER		2,146.43
	3"HYDMTRD/RUSGW/NSTCPLGET2	WATER FUND	WATER		2,146.43
	C84-33NL3/4MIPXPJ,C14-33-N	WATER FUND	WATER		798.04
	4X4PVCSDR35SWRWYEGXG,4PVCS	SEWER FUND	SEWER		2,273.24
	56-88 WORM CLAMP	SEWER FUND	SEWER		92.16
	PL-TRP1208 4X4DWVADPTBUSHD	SEWER FUND	SEWER		20.60
				TOTAL:	11,519.92
COYNE CHEMICAL	CONTAINER RETURN	WATER FUND	WATER		975.00-
	AMMONIUMSULFATE40%NSF,CP-8	WATER FUND	WATER		4,166.46
	HYDROFLUOSILICIC ACID 23%	WATER FUND	WATER		604.87
				TOTAL:	3,796.33
CRYSTAL SPRINGS	MONTHLY SVC@ 661 S GEORGE	WATER FUND	WATER		142.05
	MONTHLY SVC@ 661 S GEORGE	SEWER FUND	SEWER		81.12