CHARLES TOWN UTILITY BOARD
AGENDA

WEDNESDAY, MAY 10, 2023

Regular Meeting | **661 South George Street, Charles Town, WV 25414** | **4:00 PM**

CALL TO ORDER

1. **APPROVAL OF MINUTES**
   a. Approval of April 26, 2023 Regular Meeting Minutes
   UB Minutes 04.26.2023.pdf

2. **PUBLIC COMMENT**
   This portion of the agenda is designed for members of the general public to share thoughts on items of interest in the community. By law, Board members may ask clarifying questions or discuss procedural matters but are not permitted to discuss the policy merits of any issue unless it is scheduled or discussion.

   The public is invited to attend this meeting in person or via webcast (www.ctubwv.com- Board Meetings - Meeting Agendas and Minutes 2023) or by accessing the following zoom link:

   https://us06web.zoom.us/j/87458552378?pwd=TFc5RFR4aHpkV0RqTlFYaVZiTWFIUT09

   Meeting ID: 874 5855 2378
   Passcode: 664430
   +1 301 715 8592 US

3. **UNFINISHED BUSINESS**

4. **NEW BUSINESS**
   a. Renewal and Replacement Project Resolution No. 7 - Contractor Pay Application No. 7
   GDF Pay Application No 7.pdf
   b. Exempt Meter Policy Revision
   Exempt Meter Policy Revision Draft.pdf
   c. June Board Meeting Schedule
   Revised 2023 CTUB Board Meeting Schedule.pdf

5. **MANAGER REPORTS**
   a. Utility Manager Report
   UM Report 05.10.2023.pdf
   b. Chairman Report

6. **APPROVAL OF BILLS**
   a. May 10, 2023
      Board Report 05.10.2023.pdf

7. **ADJOURNMENT**

8. **INFORMATION ONLY**
   a. Next Meeting - May 24, 2023 at 4:00 P.M.

Charles Town Utility Board
Regular Board Meeting
April 26, 2023

The Charles Town Utility Board held a regular meeting on April 26, 2023 at 4:00 P.M. Members of the Board present were Robert Trainor, Chairman; Duke Pierson, Vice Chairman; Tommy Stocks, Treasurer; Jeff Whitten, Board Member and Heidi Parker, Board Member. Also present were Kristen Stolipher, Utility Manager; April Shultz, Assistant Utility Manager; Ashley Stottlemyer, Secretary; and Robert Rodecker, Legal Counsel.

CALL TO ORDER

The Chairman called the meeting to order at 4:00 P.M.

APPROVAL OF MINUTES

Approval of April 12, 2023 Regular Meeting Minutes

The Chairman called for changes or corrections to the April 12, 2023 regular meeting minutes. Mrs. Parker suggested the following corrections:

> "Mrs. Parker asked for Capital Projects to be included in the 2024 budget during Ms. Shultz' overview of the 2024 Budget, which she said she would include."
>
> "Mrs. Parker asked for an update on rate equalization, which the Manager requested be on the agenda for 4/26/2023."

Action: **Due to a lack of a motion to include Mrs. Parker's corrections in the minutes, the Board approved the minutes as presented 3-1. Mrs. Parker opposed.**

PUBLIC COMMENT

The Board received a public comment from Jacqueline Milliron.

OLD BUSINESS

Resolution 2023-04 – Approval of Fiscal Year 2024 Budget

Mrs. Shultz highlighted the changes and projections for the FY 2024 water and sewer budgets. The Board provided discussions. Mrs. Shultz also mentioned the class cost of service study for water and the second phase for sewer should be available for Board review soon.

Action: **Motion made by Mr. Pierson, second by Mr. Whitten, the Board unanimously approved the Fiscal Year 2024 Budget as submitted.**

NEW BUSINESS

Property Fencing at 842 South George Street

Mrs. Stolipher briefed the Board on the installation of a chain link fence around a portion of the property at the lower end of the wastewater treatment plant to replace a hedge row with an old wire fence. The low bid of $10,535.00 from Long Fence was included for the Board to review. Another bid was received for $11,700.00. Mrs. Stolipher will confirm if CTUB needs to proceed with the City's permitting process to install the fence. The Board provided discussions.

Action: **Motion made by Mr. Pierson, second by Mr. Stocks, to approve the Long Fence quote as submitted with the caveat of quoting the addition of a double gate. Motion was amended by Mr. Whitten, second by Mr. Pierson, the Board unanimously approved the Long Fence quote as presented and pursue the addition of a gate as long as it is under $3,000.00.**

Sewer Vehicle Update and Purchase

Mrs. Stolipher provided an update on the dump truck purchase for hauling sludge from the wastewater plant the Board recently approved not to exceed $115,000.00. Rather than purchasing a new one, they are using one from the maintenance department to haul the sludge and converted the 2018 Dodge maintenance truck into a dump truck for maintenance to utilize. This cost roughly $22,000.00 and was a significant cost savings for the utility. Mrs. Stolipher would like to purchase a new sewer truck for the new chief operator not to exceed $60,000.00. The Board provided discussions.

Action: **Motion made by Mr. Pierson, second by Mr. Whitten, the Board unanimously approved the purchase of a truck not to exceed $60,000.00.**

Mower Purchase

Mrs. Stolipher included mower quotes in the packet to purchase a new mower for staff. The new mower would replace one that needs a new motor. The Board provided discussions.

Action: **Motion made by Mr. Pierson, second by Mr. Whitten, to approve the purchase of a mower of staff's choice not to exceed $14,410.00. After board discussions, Mr. Pierson withdrew his original motion. Motion made by Mr. Pierson to purchase a mower not to exceed $13,250.00 with the best warranty. Motion was amended by Mrs. Parker, second by Mr. Pierson, to approve the purchase of option #4, the John Deere mower for $12,450.00. The amended motion was approved unanimously. Mr. Pierson requested the Board review the warranty at the next meeting.**

MANAGER REPORTS

Utility Manager Report

Mrs. Stolipher briefed the Board on this month's sewer and water efforts including an update on rate equalization and the cost savings on the digester tank re-conditioning.

Action: **No action required by the Board.**

Chairman Report

The Chairman had no updates to report.

Action: **No action required by the Board.**

APPROVAL OF BILLS

April 26, 2023

Action: **Motion by Mr. Pierson, second by Mr. Stocks, the Board unanimously approved the payment of the bills.**

INFORMATION ONLY

Mrs. Stolipher included the Board approved contract with Dewberry for the valve assessment program totaling $29,700.00 in the packet.

The next regular meeting is scheduled for Wednesday, May 10, 2023 at 4:00 P.M. at 661 S. George Street.

There being no further business at this time, the Board adjourned the meeting at 4:58 P.M.

Robert M. Trainor	Ashley Stottlemyer
Chairman	Secretary

CHARLES TOWN UTILITY BOARD
2022 RENEWAL AND REPLACEMENT PROJECT

RESOLUTION NO. 7

RESOLUTION OF THE CITY OF CHARLES TOWN UTILITY BOARD APPROVING INVOICES RELATING TO THE CONSTRUCTION AND OTHER SERVICES FOR THE 2022 CHARLES TOWN WASTEWATER TREATMENT PLANT IMPROVEMENTS PROJECT AND AUTHORIZING PAYMENT THEREOF,

WHEREAS, the City of Charles Town Utility Board (CTUB) has reviewed the invoices attached hereto and incorporated herein by reference relation to the project:

a) That none of the items for which payment is proposed to be made has formed the basis for any disbursement theretofore made.

b) That each item for which the payment is proposed to be paid is or was necessary in connection with the Project and constitutes a cost of the project.

c) That each of such costs has been otherwise properly incurred.

d) That the payment for each of the items proposed is due and owing.

NOW, THEREFORE, BE IT RESOLVED the City of Charles Town Utility Board that the payment of the attached Contractor's Application for Payment No. 7 as summarized below, is hereby authorized and directed.

Vendor	**Renewal and Replacement Project at the Charles Town Wastewater Treatment Facility**
Alvarez Contractors, Inc.	$1,068,229.84
Total	**$1,068,229.84**

ADOPTED BY the City of Charles Town Utility Board, at the meeting held on the 10th day of May 2023.

By: _____
Robert Trainor, Interim Chairman

EJCDC
ENGINEERS JOINT CONTRACT DOCUMENTS COMMITTEE

Contractor's Application for Payment No. 7

	Application Period: 4/01/23-4/30/23	Application Date: 4/30/2023
To (Owner): CHARLES TOWN UTILITY BOARD	From (Contractor): ALVAREZ CONTRACTORS, INC.	Via (Engineer): GWIN, DOBSON & FOREMAN INC.
Project: CHARLES TOWN WASTEWATER TREATMENT PLANT IMPROVEMENTS PROJECT	Contract: CONTRACT #1	
Owner's Contract No.:	Contractor's Project No.:	Engineer's Project No.:

Application For Payment

Change Order Summary

Approved Change Orders

Number	Additions	Deductions
CO 1	$498,183.42	
CO 2	$41,179.57	
TOTALS	$539,362.99	
NET CHANGE BY CHANGE ORDERS	**$539,362.99**	

1.	**ORIGINAL CONTRACT PRICE**	**$10,151,000.00**
2.	**Net change by Change Orders**	**$539,362.99**
3.	**Current Contract Price (Line 1 ± 2)**	**$10,690,362.99**
4.	**TOTAL COMPLETED AND STORED TO DATE (Column F total on Progress Estimates)**	**$2,591,677.14**
5.	**RETAINAGE:**	
	a. 10% X $1,667,092.00 Work Completed	**$166,709.20**
	b. 10% X $924,585.14 Stored Material	**$92,458.51**
	c. Total Retainage (Line 5.a + Line 5.b)	**$259,167.71**
6.	**AMOUNT ELIGIBLE TO DATE (Line 4 - Line 5.c)**	**$2,332,509.43**
7.	**LESS PREVIOUS PAYMENTS (Line 6 from prior Application)**	**$1,264,279.59**
8.	**AMOUNT DUE THIS APPLICATION**	**$1,068,229.84**
9.	**BALANCE TO FINISH, PLUS RETAINAGE (Column G total on Progress Estimates + Line 5.c above)**	**$8,357,853.56**

Contractor's Certification

The undersigned Contractor certifies, to the best of its knowledge, the following:
(1) All previous progress payments received from Owner on account of Work done under the Contract have been applied on account to discharge Contractor's legitimate obligations incurred in connection with the Work covered by prior Applications for Payment;
(2) Title to all Work, materials and equipment incorporated in said Work, or otherwise listed in or covered by this Application for Payment, will pass to Owner at time of payment free and clear of all Liens, security interests, and encumbrances (except such as are covered by a bond acceptable to Owner indemnifying Owner against any such Liens, security interest, or encumbrances); and
(3) All the Work covered by this Application for Payment is in accordance with the Contract Documents and is not defective.

Contractor Signature

By:	Date: 4/30/2023

Payment of: $ $1,068,229.84
(Line 8 or other - attach explanation of the other amount)

is recommended by: _____ 4/27/2023
(Engineer) (Date)

Payment of: $ $1,068,229.84
(Line 8 or other - attach explanation of the other amount)

is approved by: _____ _____
(Owner) (Date)

Approved by: _____ _____
Funding or Financing Entity (if applicable) (Date)

© 2013 National Society of Professional Engineers for EJCDC. All rights reserved.

Progress Estimate - Lump Sum Work

Contractor's Application

For (Contract):	CHARLES TOWN WASTEWATER TREATMENT PLANT IMPROVEMENTS PROJECT	Application Number:	7
Application Period:	4/01/23-4/30/23	Application Date:	4/30/2023

			Work Completed		E	F		G
A		B	C	D				
Schedule of Values Item No.	Description	Scheduled Value ($)	From Previous Application (C+D)	This Period	Materials Presently Stored (not in C or D)	Total Completed and Stored to Date (C + D + E)	% (F / B)	Balance to Finish (B - F)
1	D1 - Moblization/Demob.	$20,000.00	$20,000.00	$0.00	$0.00	$20,000.00	100.0%	$0.00
2	D1 - Bonds/Insurance	$178,000.00	$178,000.00	$0.00	$0.00	$178,000.00	100.0%	$0.00
3	D1 - Video Taping	$4,500.00	$4,500.00	$0.00	$0.00	$4,500.00	100.0%	$0.00
4	D1 - Field Office	$18,000.00	$8,100.00	$540.00	$0.00	$8,640.00	48.0%	$9,360.00
5	D1 - QC Testing (Cash Allowance)	$50,000.00	$12,650.00	$850.00	$0.00	$13,500.00	27.0%	$36,500.00
6	D1 - Submittals/Shop Drawings by ACI	$40,000.00	$34,000.00	$0.00	$0.00	$34,000.00	85.0%	$6,000.00
	DIVISION 2 - SITE WORK							
7	D2 - Sediment & Erosion Control	$20,200.00	$16,160.00	$0.00	$0.00	$16,160.00	80.0%	$4,040.00
	SITE DEMOLITION							
8	D2 - Concrete Pads	$4,100.00	$205.00	$0.00	$0.00	$205.00	5.0%	$3,895.00
9	D2 - Remove all Ex. Underground Lines at Centrifuge Bldg. Site	$32,900.00	$27,965.00	$1,645.00	$0.00	$29,610.00	90.0%	$3,290.00
10	D2 - Remove all Ex. Underground Lines at Electrical Bldg. Site	$12,400.00	$4,960.00	$7,440.00	$0.00	$12,400.00	100.0%	$0.00
11	D2 - Remove Portions of Underground Lines at Ex. Press Bldg.	$4,200.00				$0.00		$4,200.00
	STRUCTURES & BUILDING DEMOLITION							
12	D2 - Headworks Building	$40,200.00				$0.00		$40,200.00
13	D2 - Influent Pump Station & Bypass Pump Set Up	$97,500.00	$39,000.00	$0.00	$32,204.00	$71,204.00	73.0%	$26,296.00
14	D2 - UV Equipment	$18,300.00				$0.00		$18,300.00
15	D2 - Plant Drain Pump Station	$14,800.00				$0.00		$14,800.00
16	D2 - Electrical Building by ACI	$7,900.00				$0.00		$7,900.00
17	D2 - Sludge Day Tank & Pump Building	$97,800.00	$97,800.00	$0.00	$0.00	$97,800.00	100.0%	$0.00
18	D2 - Digester Blower Building	$32,500.00	$19,500.00	$9,750.00	$0.00	$29,250.00	90.0%	$3,250.00
19	D2 - Sludge Transfer Pump Building	$3,200.00				$0.00		$3,200.00
20	D2 - Digester Tank	$8,200.00	$7,790.00	$0.00	$0.00	$7,790.00	95.0%	$410.00
21	D2 - SBR	$1,600.00				$0.00		$1,600.00
	EXCAVATION (MAJOR STRUCTURES)							
22	D2 - Centrifuge Building	$38,900.00	$35,010.00	$3,890.00	$0.00	$38,900.00	100.0%	$0.00
23	D2 - Electrical Building by ACI	$7,800.00	$0.00	$7,800.00	$0.00	$7,800.00	100.0%	$0.00
24	D2 - Blower Pad	$5,100.00				$0.00		$5,100.00
25	D2 - Generator Pad	$5,200.00				$0.00		$5,200.00
	BACKFILL (MAJOR STRUCTURES)							
26	D2 - Centrifuge Building	$42,300.00				$0.00		$42,300.00
	STRUCTURAL STONE							
27	D2 - Centrifuge Building	$13,400.00				$0.00		$13,400.00
28	D2 - Electrical Building	$5,600.00	$0.00	$1,960.00	$0.00	$1,960.00	35.0%	$3,640.00
29	D2 - FRP Building	$2,000.00				$0.00		$2,000.00
30	D2 - Generator Pad	$1,500.00				$0.00		$1,500.00
31	D2 - Blower Pad	$1,500.00				$0.00		$1,500.00
	YARD PIPING							

© 2013 National Society of Professional Engineers for EJCDC. All rights reserved.

Progress Estimate - Lump Sum Work

Contractor's Application

For (Contract):	CHARLES TOWN WASTEWATER TREATMENT PLANT IMPROVEMENTS PROJECT	Application Number:	7
Application Period:	4/01/23-4/30/23	Application Date:	4/30/2023

			Work Completed		E	F		G
A		B	C	D				
Schedule of Values Item No.	Description	Scheduled Value ($)	From Previous Application (C+D)	This Period	Materials Presently Stored (not in C or D)	Total Completed and Stored to Date (C + D + E)	% (F / B)	Balance to Finish (B - F)
32	D2 - 2" Sch 80 PVC Water Service to Headworks Bldg.	$9,900.00	$0.00	$4,455.00	$0.00	$4,455.00	45.0%	$5,445.00
33	D2 - 2" Sch 80 PVC Water Service to Centrifuge Bldg.	$25,100.00	$0.00	$1,255.00	$5,871.20	$7,126.20	28.4%	$17,973.80
34	D2 - 4" DIP WAS Line from Centrifuge Bldg. to Sanitary Sewer	$16,600.00	$0.00	$14,940.00	$0.00	$14,940.00	90.0%	$1,660.00
35	D2 - 4" DIP WAS Inlet to Centrifuge Bldg.	$17,400.00				$0.00		$17,400.00
36	D2 - 4" DIP Sludge Drain Off Line from Digester	$16,800.00				$0.00		$16,800.00
37	D2 - 4" DIP WAS Line from Centrifuge Bldg. to Digester	$16,700.00	$0.00	$0.00	$2,000.00	$2,000.00	12.0%	$14,700.00
38	D2 - 6" PVC Drain from Centrifuge Bldg. to Manhole	$16,500.00	$0.00	$12,375.00	$0.00	$12,375.00	75.0%	$4,125.00
39	D2 - 4" PVC Drain from Centrifuge Bldg. to Manhole	$15,200.00	$0.00	$11,400.00	$0.00	$11,400.00	75.0%	$3,800.00
40	D2 - 6" DIP Existing System Connection to New T-Valve	$16,700.00				$0.00		$16,700.00
41	D2 - 8" PVC Drain Line Under Centrifuge Bldg.	$13,500.00				$0.00		$13,500.00
42	D2 - 24" & 12" HDPE Storm Drain at Centrifuge Bldg.	$58,000.00	$0.00	$29,000.00	$5,737.52	$34,737.52	59.9%	$23,262.48
43	D2 - 18" HDPE Storm Drain at Electrical Bldg.	$39,000.00	$0.00	$33,150.00	$0.00	$33,150.00	85.0%	$5,850.00
44	D2 - 10" Stainless Steel Air Line to Digester	$10,900.00				$0.00		$10,900.00
	YARD STRUCTURES							
45	D2 - 4' Dia. Precast Drain Line Manhole	$3,400.00				$0.00		$3,400.00
46	D2 - Type G Precast Drop Inlet	$9,200.00				$0.00		$9,200.00
	FINAL RECLAMATION							
47	D2 - Asphalt Paving	$98,800.00				$0.00		$98,800.00
48	D2 - Final Grading, Seed & Mulch	$5,700.00				$0.00		$5,700.00
	DIVISION 3 - CONCRETE							
	SITE CONCRETE							
49	D3 - Generator Pad	$10,100.00				$0.00		$10,100.00
50	D3 - FRP Shelter Pad	$9,400.00				$0.00		$9,400.00
51	D3 - Digester Blower Pad	$28,200.00				$0.00		$28,200.00
52	D3 - Digester Equipment Pads	$24,900.00				$0.00		$24,900.00
53	D3 - Sidewalks at Blower Bldg. Area	$10,700.00				$0.00		$10,700.00
54	D3 - Sidewalks at Covered Sludge Storage Area	$11,400.00				$0.00		$11,400.00
	ELECTRICAL BLDG.							
55	D3 - Grade Beams	$38,300.00				$0.00		$38,300.00
56	D3 - Concrete Pads/SOG	$18,100.00				$0.00		$18,100.00
57	D3 - Door Stoops/Pads	$12,000.00				$0.00		$12,000.00
58	D3 - Exterior SOG/Sidewalks	$15,400.00				$0.00		$15,400.00
59	D3 - Misc. Equipment Pads	$3,000.00				$0.00		$3,000.00
	COVERED SLUDGE STORAGE AREA & CENTRIFUGE BLDG.							
60	D3 - Footings, Grade Beams & Walls	$162,000.00				$0.00		$162,000.00
61	D3 - Thickened SOG at Trench Drains	$22,200.00				$0.00		$22,200.00
62	D3 - 6" SOG at 2 - Areas	$49,700.00				$0.00		$49,700.00
63	D3 - Equipment Pads, Containment Curbs & Walls	$15,400.00				$0.00		$15,400.00

© 2013 National Society of Professional Engineers for EJCDC. All rights reserved.

Progress Estimate - Lump Sum Work

Contractor's Application

For (Contract):	CHARLES TOWN WASTEWATER TREATMENT PLANT IMPROVEMENTS PROJECT	Application Number:	7
Application Period:	4/01/23-4/30/23	Application Date:	4/30/2023

A		B	Work Completed		E	F		G
Schedule of Values Item No.	Description	Scheduled Value ($)	From Previous Application (C+D)	This Period	Materials Presently Stored (not in C or D)	Total Completed and Stored to Date (C + D + E)	% (F / B)	Balance to Finish (B - F)
64	D3 - Door/Stoop	$8,100.00				$0.00		$8,100.00
	DIGESTER BLDG. & TANK							
65	D3 - Equipment Pads	$4,400.00				$0.00		$4,400.00
	DIVISION 4 - MASONRY							
	CENTRIFUGE BUILDING							
66	D4 - 12" Standard CMU's	$53,000.00				$0.00		$53,000.00
	DIVISION 5 - MISC. METALS							
	SITE							
67	D5 - Permanent Bollards	$7,200.00				$0.00		$7,200.00
68	D5 - Removable Bollards	$12,300.00				$0.00		$12,300.00
	ELECTRICAL BLDG.							
69	D5 - Partition Walls	$69,200.00				$0.00		$69,200.00
70	D5 - Roof/Ceiling Framing	$35,000.00				$0.00		$35,000.00
	CENTRIFUGE BUILDING							
71	D5 - W8 x 28 Steel Lintel	$1,800.00				$0.00		$1,800.00
72	D5 - Monorail Framing	$11,100.00				$0.00		$11,100.00
73	D5 - Covered Storage Framing	$12,900.00				$0.00		$12,900.00
74	D5 - Steel Erection	$25,500.00				$0.00		$25,500.00
75	D5 - Stainless Steel Polymer Fill Station	$4,600.00				$0.00		$4,600.00
	DIVISION 6 - WOOD AND PLASTICS							
	CENTRIFUGE BUILDING							
76	D6 - Wood Trusses & Sheathing	$69,500.00				$0.00		$69,500.00
77	D6 - Wood Framing & Interior Finishes	$53,700.00				$0.00		$53,700.00
78	D6 - FRP Grating & Ladders	$11,700.00				$0.00		$11,700.00
	ELECTRICAL SHELTER							
79	D6 - FRP Shelter Building	$48,600.00				$0.00		$48,600.00
	DIVISION 7 - THERMAL & MOISTURE PROTECTION							
	ELECTRICAL BLDG.							
80	D7 - SSR Roofing & Soffit	$105,900.00				$0.00		$105,900.00
	CENTRIFUGE BUILDING							
81	D7 - SSR Roofing & Soffit	$107,200.00				$0.00		$107,200.00
82	D7 - Corefill Insulation	$2,900.00				$0.00		$2,900.00
83	D7 - EIFS Outsulation	$39,300.00				$0.00		$39,300.00
	DIVISION 8 - DOORS & WINDOWS							
	ELECTRICAL BLDG.							
84	D8 - Hollow Metal Doors, Frames & Hardware	$25,500.00				$0.00		$25,500.00
	CENTRIFUGE BUILDING							
85	D8 - FRP Door & Window	$16,800.00				$0.00		$16,800.00

© 2013 National Society of Professional Engineers for EJCDC. All rights reserved.

Progress Estimate - Lump Sum Work

Contractor's Application

For (Contract):	CHARLES TOWN WASTEWATER TREATMENT PLANT IMPROVEMENTS PROJECT	Application Number:	7
Application Period:	4/01/23-4/30/23	Application Date:	4/30/2023

			Work Completed		E	F		G
A		B	C	D	Materials Presently Stored (not in C or D)	Total Completed and Stored to Date (C + D + E)	% (F / B)	Balance to Finish (B - F)
Schedule of Values Item No.	Description	Scheduled Value ($)	From Previous Application (C+D)	This Period				
86	D8 - Overhead Door (10'x12')	$16,200.00				$0.00		$16,200.00
87	D8 - Fixed Window	$3,800.00				$0.00		$3,800.00
	DIVISION 9 - FINISHES							
	ELECTRICAL BLDG.							
88	D9 - ACT Ceiling	$38,900.00				$0.00		$38,900.00
89	D9 - Paint Walls, Floors & Doors	$11,000.00				$0.00		$11,000.00
	CENTRIFUGE BUILDING							
90	D9 - Paint Walls, Floors & Doors	$31,000.00				$0.00		$31,000.00
91	D9 - Chemical Containment	$6,500.00				$0.00		$6,500.00
92	D9 - Piping	$5,700.00				$0.00		$5,700.00
	DIVISION 10 - SPECIALTIES							
93	D10 - Fire Extinguishers	$400.00				$0.00		$400.00
94	D10 - Project Signs	$6,700.00				$0.00		$6,700.00
	DIVISION 11 - EQUIPMENT							
	SITE							
95	D11 - Influent Pump Station - Submersible Pumps	$189,200.00	$18,920.00	$0.00	$0.00	$18,920.00	10.0%	$170,280.00
96	D11 - Plant Drain Pump Station Submersible Pumps	$89,400.00	$8,940.00	$0.00	$0.00	$8,940.00	10.0%	$80,460.00
	CENTRIFUGE BUILDING							
97	D11 - Centrifuge System	$619,200.00	$61,920.00	$0.00	$0.00	$61,920.00	10.0%	$557,280.00
98	D11 - Digester Sludge Pump	$30,000.00	$3,000.00	$0.00	$0.00	$3,000.00	10.0%	$27,000.00
99	D11 - Inline Grinder	$34,500.00	$3,450.00	$0.00	$0.00	$3,450.00	10.0%	$31,050.00
100	D11 - Polymer Feed System	$32,900.00	$3,290.00	$0.00	$0.00	$3,290.00	10.0%	$29,610.00
101	D11 - Polymer Bulk Tank	$7,800.00	$780.00	$0.00	$0.00	$780.00	10.0%	$7,020.00
	UV BUILDING							
102	D11 - UV System with Controls	$303,900.00	$30,390.00	$0.00	$237,600.00	$267,990.00	88.2%	$35,910.00
	HEADWORKS BUILDING							
103	D11 - Mechanical Bar Screen w/Controls	$159,000.00	$15,900.00	$0.00	$107,737.69	$123,637.69	77.8%	$35,362.31
104	D11 - Washer/Compactor w/Controls	$85,600.00	$8,560.00	$0.00	$58,012.61	$66,572.61	77.8%	$19,027.39
105	D11 - Grit Removal System w/Controls	$262,000.00	$26,200.00	$0.00	$70,462.00	$96,662.00	36.9%	$165,338.00
	EXISTING DIGESTER							
106	D11 - Digester Aeration & Mixing System w/Controls	$670,000.00	$67,000.00	$0.00	$259,425.00	$326,425.00	48.7%	$343,575.00
	EXISTING SBR TANKS							
107	D11 - MCP w/ PLC & Instrumentation	$274,800.00				$0.00		$274,800.00
	DIVISION 13 - SPECIAL CONSTRUCTION							
	SCADA / INTEGRATION							
108	D13 - SCADA, Control Panels, MCC, Field Instrumentation	$765,000.00	$76,500.00	$0.00	$36,698.00	$113,198.00	14.8%	$651,802.00
	DIVISION 14 - CONVEYING SYSTEMS							
	CENTRIFUGE BUILDING							

© 2013 National Society of Professional Engineers for EJCDC. All rights reserved.

Progress Estimate - Lump Sum Work

Contractor's Application

For (Contract):	CHARLES TOWN WASTEWATER TREATMENT PLANT IMPROVEMENTS PROJECT	Application Number:	7
Application Period:	4/01/23-4/30/23	Application Date:	4/30/2023

			Work Completed		E	F		G
A		B	C	D				
Schedule of Values Item No.	Description	Scheduled Value ($)	From Previous Application (C+D)	This Period	Materials Presently Stored (not in C or D)	Total Completed and Stored to Date (C + D + E)	% (F / B)	Balance to Finish (B - F)
109	D14 - Hoist & Monorail	$27,700.00				$0.00		$27,700.00
	HEADWORKS BUILDING							
110	D14 - Screw Conveyor	$70,200.00	$7,020.00	$0.00	$0.00	$7,020.00	10.0%	$63,180.00
	DIVISION 15 - MECHANICAL							
	PROCESS PIPING							
111	D15 - Influent PS - DI Pipe, Fittings, Valves & Sch 40 Stilling Well	$49,000.00	$0.00	$0.00	$16,935.80	$16,935.80	34.6%	$32,064.20
112	D15 - Effluent PS- Sch 40 Stilling Well	$3,900.00				$0.00		$3,900.00
113	D15 - Plant Drain PS - DI Pipe, Fittings, Valves & Sch 40 Stilling Well	$19,500.00	$0.00	$0.00	$4,488.80	$4,488.80	23.0%	$15,011.20
114	D15 - Plan Drain PS - New Top Slab w/Hatch & Vent Pipe	$5,000.00				$0.00		$5,000.00
115	D15 - Plant Drain PS - Portable Hoist w/Socket	$3,000.00				$0.00		$3,000.00
116	D15 - Electrical Bldg- 12" Lug Style BF Valve w/SS Flange Spool	$10,700.00				$0.00		$10,700.00
117	D15 - Centrifuge Bldg. - DI Pipe, Fittings & Valves	$86,800.00	$0.00	$0.00	$25,049.25	$25,049.25	28.9%	$61,750.75
118	D15 - Centrifuge Bldg. - Sch 80 PVC Polymer Feed System	$27,100.00				$0.00		$27,100.00
119	D15 - Sludge Transfer Pump Bldg - DI Pipe, Fittings & Valves	$5,700.00	$0.00	$0.00	$684.20	$684.20	12.0%	$5,015.80
120	D15 - Headworks Bldg. - DI Pipe, Fittings & Valves	$47,200.00	$0.00	$0.00	$4,339.41	$4,339.41	9.2%	$42,860.59
121	D15 - Headworks Bldg. - Sch 80 PVC Drains	$9,000.00				$0.00		$9,000.00
122	D15 - Ex. Digester Bldg. Mixing Sys. Air Comp. Room - 2" SS Air Pipe	$11,600.00				$0.00		$11,600.00
123	D15 - Ex. Digester Bldg. Mixing Sys. Air Comp. Room - 2" Sch 40 PV	$3,200.00				$0.00		$3,200.00
124	D15 - Ex. Digester Tank - 6" DI Pipe & Fittings w/Elec. Actuated T-Va	$43,000.00				$0.00		$43,000.00
125	D15 - Ex. Digester Tank - 10" SS Pipe & Valve Air Supply Line to Mar	$19,500.00				$0.00		$19,500.00
126	D15 - Ex. Digester Tank - Pipe Penetrations to Tank by Mack Ind.	$15,700.00				$0.00		$15,700.00
127	D15 - Digester Blower Pad - 10" & 8" SS Pipe, Fittings & Valves	$15,800.00				$0.00		$15,800.00
128	D15 - SBR Tanks - Install Process Sensors & Instrumentation	$12,000.00				$0.00		$12,000.00
	PLUMBING							
129	D15 - Headworks Bldg. - Sch 80 PVC Water Pipe, Fittings, Valves, BF	$35,800.00				$0.00		$35,800.00
130	D15 - Centrifuge Bldg. - Sch 80 PVC Water Pipe, Fittings, Valves, BFF	$46,200.00				$0.00		$46,200.00
131	D15 - Centrifuge Bldg. - Sch 80 PVC Drain Pipe, Fittings, Floor Drains	$16,700.00				$0.00		$16,700.00
132	D15 - Centrifuge Bldg. - Plumbing Fixtures & Eyewash/Shower	$32,800.00				$0.00		$32,800.00
	HVAC							
133	D15 - Electrical Bldg. - Split System HVAC Unit	$22,600.00				$0.00		$22,600.00
134	D15 - Centrifuge Bldg. - Exhaust Fans, Louvers, Unit Heaters	$29,900.00				$0.00		$29,900.00
	DIVISION 16 - ELECTRICAL							
	ELECTRICAL WORK BY S&S ELECTRIC							
135	D16 - Electrical Demolition	$163,500.00	$16,350.00	$16,350.00	$0.00	$32,700.00	20.0%	$130,800.00
136	D16 - Lighting - Material	$11,300.00	$4,859.00	$6,441.00	$0.00	$11,300.00	100.0%	$0.00
137	D16 - Lighting - Labor	$8,900.00				$0.00		$8,900.00
138	D16 - Gear - Material	$278,300.00	$11,132.00	$41,745.00	$0.00	$52,877.00	19.0%	$225,423.00
139	D16 - Gear - Labor	$60,900.00	$0.00	$3,045.00	$0.00	$3,045.00	5.0%	$57,855.00

© 2013 National Society of Professional Engineers for EJCDC. All rights reserved.

Progress Estimate - Lump Sum Work

Contractor's Application

For (Contract):	CHARLES TOWN WASTEWATER TREATMENT PLANT IMPROVEMENTS PROJECT	Application Number:	7
Application Period:	4/01/23-4/30/23	Application Date:	4/30/2023

			Work Completed		E	F		G
A		B	C	D	Materials Presently Stored (not in C or D)	Total Completed and Stored to Date (C + D + E)	% (F / B)	Balance to Finish (B - F)
Schedule of Values Item No.	Description	Scheduled Value ($)	From Previous Application (C+D)	This Period				
140	D16 - Emergency Generator - Material	$382,500.00				$0.00		$382,500.00
141	D16 - Emergency Generator - Labor	$22,700.00				$0.00		$22,700.00
142	D16 - Devices - Material	$5,600.00				$0.00		$5,600.00
143	D16 - Devices - Labor	$7,300.00				$0.00		$7,300.00
144	D16 - Boxes/Troughs - Material	$101,900.00	$0.00	$5,095.00	$0.00	$5,095.00	5.0%	$96,805.00
145	D16 - Boxes/Troughs - Labor	$59,900.00				$0.00		$59,900.00
146	D16 - SCADA Equipment Install - Labor	$25,800.00				$0.00		$25,800.00
147	D16 - Conduit - Material	$380,500.00	$95,125.00	$38,050.00	$0.00	$133,175.00	35.0%	$247,325.00
148	D16 - Conduit - Labor	$634,000.00	$31,700.00	$107,780.00	$0.00	$139,480.00	22.0%	$494,520.00
149	D16 - Cable - Material	$487,600.00				$0.00		$487,600.00
150	D16 - Cable - Labor	$358,000.00				$0.00		$358,000.00
151	D16 - Grounding - Material	$12,000.00				$0.00		$12,000.00
152	D16 - Grounding - Labor	$20,700.00				$0.00		$20,700.00
153	D16 - Temporary Electric	$53,500.00	$2,675.00	$2,675.00	$0.00	$5,350.00	10.0%	$48,150.00
	BID ALTERNATE A - INFLUENT METERING VAULT							
154	Bonds & Insurance	$2,800.00	$2,800.00	$0.00	$0.00	$2,800.00	100.0%	$0.00
155	Demolition	$14,000.00				$0.00		$14,000.00
156	Excavation & Backfill	$7,600.00				$0.00		$7,600.00
157	Precast Concrete Vault	$23,000.00	$0.00	$0.00	$17,257.50	$17,257.50	75.0%	$5,742.50
158	Piping, Fittings, Valves & Supports	$45,000.00	$0.00	$0.00	$20,911.23	$20,911.23	46.5%	$24,088.77
159	16" Mag Meter	$14,600.00				$0.00		$14,600.00
160	Electrical Material	$16,000.00				$0.00		$16,000.00
161	Electrical Labor	$29,000.00				$0.00		$29,000.00
	BID ALTERNATE B - WAS METERING VAULT							
162	Bonds & Insurance	$4,400.00	$4,400.00	$0.00	$0.00	$4,400.00	100.0%	$0.00
163	Demolition	$14,700.00				$0.00		$14,700.00
164	Excavation & Backfill	$10,200.00				$0.00		$10,200.00
165	Precast Concrete Vault	$21,000.00	$0.00	$0.00	$16,557.50	$16,557.50	78.8%	$4,442.50
166	Piping, Fittings, Valves & Supports	$65,600.00	$0.00	$0.00	$2,613.43	$2,613.43	4.0%	$62,986.57
167	Flow Meters	$17,100.00				$0.00		$17,100.00
168	Misc. Metals	$23,000.00				$0.00		$23,000.00
169	Electrical Material	$33,000.00				$0.00		$33,000.00
170	Electrical Labor	$46,000.00				$0.00		$46,000.00
	CHANGE ORDER #1							
171	CHANGE ORDER #1	$498,183.42	$0.00	$298,910.00	$0.00	$298,910.00	60.0%	$199,273.42
172	CHANGE ORDER #2	$41,179.57				$0.00		$41,179.57
	SubTotal	**$10,690,362.99**	**$1,006,551.00**	**$660,541.00**	**$924,585.14**	**$2,591,677.14**	**24.2%**	**$8,098,685.85**

© 2013 National Society of Professional Engineers for EJCDC. All rights reserved.

Stored Material Summary

Contractor's Application

For (Contract):	CHARLES TOWN WASTEWATER TREATMENT PLANT IMPROVEMENTS PROJECT							Application Number:	7		
Application Period:	4/01/23-4/30/23							Application Date:	4/30/2023		
A		B	C		D		E		F		G
					Stored Previously				Incorporated in Work		
Bid Item No.	Supplier Invoice No.	Submittal No. (with Specification Section	Storage Location	Description of Materials or Equipment Stored	Date Placed into Storage (Month/Year)	Amount ($)	Amount Stored this Month ($)	Subtotal Amount Completed and Stored to Date (D + E)	Date (Month/ Year)	Amount ($)	Materials Remaining in Storage ($) (D + E - F)
34, 37, 42, 158, 166	S100204638.001		Inwood shop	CITCO Water - Piping, Valves, Fittings for Yard Piping & Bid Alternates	1/2023	$16,302.08		$16,302.08	4/2023	$10,737.51	$5,564.57
111, 113, 117, 119, 158, 166	S100198279.001		Inwood shop	CITCO Water - Piping, Valves, Fittings for Mechanical Piping & Bid Alternates	1/2023	$33,962.32		$33,962.32			$33,962.32
136	3624349		onsite	Scott Electric - lighting	1/2023	$3,299.00		$3,299.00	3/2023	$3,299.00	
42	S100204638.002		Inwood shop	CITCO Water - Piping, Valves, Fittings for Yard Piping	1/2023	$5,281.95		$5,281.95			$5,281.95
158	S100198279.002		Inwood shop	CITCO Water - Piping, Valves, Fittings for Bid Alternate A	1/2023	$7,075.75		$7,075.75			$7,075.75
138	S6606924.005, S6606924.003		onsite	Schaedler yesco electrical material for gear	2/2023	$2,481.00		$2,481.00	3/2023	$2,481.00	
13	21073974		Inwood shop	ISCO Industries Piping for Bypass pump	2/2023	$6,795.23		$6,795.23	3/2023	$6,795.23	
43	S100207506.001		Inwood shop	CITCO Water - Nyloplast Drain Basins	2/2023	$14,097.00		$14,097.00	4/2023	$14,097.00	
171	483242		Inwood shop	Skyline Steel - H-Piles	3/2023	$62,060.00		$62,060.00	4/2023	$62,060.00	
106	6183.03-.05		Inwood shop	Enviromix, Inc. - Digester Aeration & Mixing Sys w/Controls	3/2023	$259,425.00		$259,425.00			$259,425.00
157,165	MIVC0029470		Inwood shop	Mack Industries - PS Meter Vault, WAS Valve Vault	4/2023		$33,815.00	$33,815.00			$33,815.00
102	902090889		Inwood shop	Veolia UV System	4/2023		$237,600.00	$237,600.00			$237,600.00
117	S100211394.001		Inwood shop	CITCO Water - Process Piping for Centrifuge Bldg	4/2023		$5,774.80	$5,774.80			$5,774.80
117	S100209868.002		Inwood shop	CITCO Water - Process Piping for Centrifuge Bldg	4/2023		$4,582.50	$4,582.50			$4,582.50
117	S100198279.004		Inwood shop	CITCO Water - Process Piping for Centrifuge Bldg	4/2023		$3,386.75	$3,386.75			$3,386.75
111,120	S100209822.004		Inwood shop	CITCO Water - Process Piping for HW Bldg & Inf PS	4/2023		$11,549.36	$11,549.36			$11,549.36
33	S100213814.001		Inwood shop	CITCO Water - Yard Piping for Water Svc to Centrifuge Bldg	4/2023		$5,871.20	$5,871.20			$5,871.20
158	S100211150.003		Inwood shop	CITCO Water - Piping for Bid Alternate A - Inf. Metering Vault	4/2023		$5,581.64	$5,581.64			$5,581.64
105	9865-1, 9865-2		Inwood shop	Envirodyne Systems Inc. - Grit Removal System	4/2023		$70,462.00	$70,462.00			$70,462.00
13	0134274-IN		Inwood shop	Precision Pump & Valve - Pumps for bypass	4/2023		$32,204.00	$32,204.00			$32,204.00
103,104	93254		Inwood shop	Zima Corporation - Bar Screen, Washer/Compactor	4/2023		$165,750.30	$165,750.30			$165,750.30
108	220802-1		Inwood shop	Micro-Tech Designs, Inc. - SCADA equipment	4/2023		$36,698.00	$36,698.00			$36,698.00
				Totals		**$410,779.33**	**$613,275.55**	**$1,024,054.88**		**$99,469.74**	$924,585.14

© 2013 National Society of Professional Engineers for EJCDC. All rights reserved.

Invoice

Remit To:
Mack Industries, Inc.
PO Box 936468
Atlanta, GA 31193-6468

Deliver To:
ALVAREZ CONTRACTORS, INC
137 N 3RD ST
P.O. BOX 555
OAKLAND MD 21550
UNITED STATES

Invoice No.: MIVC00229470
Invoice Date: 4/6/2023
Due Date: 5/6/2023
Order No: CV00045500
Salesperson: James Wieland
Cust PO:
Payment Terms: NET 30 DAYS
Currency: USD
Tax Code: OH52

Invoice To: C000125 KATIE ALVAREZ
ALVAREZ CONTRACTORS, INC
137 N 3RD ST
P.O. BOX 555
OAKLAND MD 21550
UNITED STATES

Job Name: Charles Town WWTP

Last BOL	LN	Item	Description	Structure	Quantity	Unit Price	Net Price
81965	1	ZX11228	Grate,WVDOT,Type G,Inlet,Type 2	WVDOH-I-1	1.000	0.00	0.00
81965	2	24381J	UV,6x10,Bottom,4'-6,H20	INFLUENT PUMP STATION METER VAULT	1.000	15,300.00	15,300.00
81965	3	24461J	UV,6x10,Top,4-6',H20	INFLUENT PUMP STATION METER VAULT	1.000	0.00	0.00
81965	4	74360	Linkseal,LS-360C,Standard	INFLUENT PUMP STATION METER VAULT	54.000	0.00	0.00
81965	5	74315	Linkseal,LS-315C,Standard	INFLUENT PUMP STATION METER VAULT	6.000	0.00	0.00
81965	6	ZX14034	Ladder,Halliday,Alum,9-0",L1D,2'-0"WIDE	INFLUENT PUMP STATION METER VAULT	1.000	0.00	0.00
81965	7	75105	Ladder Safety Ext.,Halliday L1E,Alum.	INFLUENT PUMP STATION METER VAULT	1.000	0.00	0.00
81965	8	51018	Sealant,CS202,1-1/4x10.5' (CS & UV)	INFLUENT PUMP STATION METER VAULT	1.000	0.00	0.00
81966	9	24141J	UV,6x10,Bottom,3',H20	WAS VALVE VAULT	1.000	14,600.00	14,600.00
81966	10	24541J	UV,6x10,Ring,6'-6,H20	WAS VALVE VAULT	1.000	0.00	0.00
81966	11	24061J	UV,6x10,Lid,8", Single Basket	WAS VALVE VAULT	1.000	0.00	0.00
81966	12	ZX14035	Ladder,Halliday,Alum,7-0",L1B,2'-0"WIDE	WAS VALVE VAULT	1.000	0.00	0.00
81966	13	75105	Ladder Safety Ext.,Halliday L1E,Alum.	WAS VALVE VAULT	1.000	0.00	0.00
81966	14	51018	Sealant,CS202,1-1/4x10.5' (CS & UV)	WAS VALVE VAULT	1.000	0.00	0.00
81966	15	16511J	MH,6'dia,Flattop,8"	REPLACEMENT FLAT TOP	1.000	2,650.00	2,650.00
81965	16	41141J	CB,2-3,Bottom,4'	WVDOH-I-1	1.000	1,265.00	1,265.00

April SM

Invoic

Remit To:
Mack Industries, Inc.
PO Box 936468
Atlanta, GA 31193-6468

Deliver To:
ALVAREZ CONTRACTORS, INC
137 N 3RD ST
P.O. BOX 555
OAKLAND MD 21550
UNITED STATES

Invoice No.:	MIVC00229470
Invoice Date:	4/6/2023
Due Date:	5/6/2023
Order No:	CV00045500
Salesperson:	James Wieland
Cust PO:	
Payment Terms:	NET 30 DAYS
Currency:	USD
Tax Code:	OH52

Invoice To:C000125 KATIE ALVAREZ
ALVAREZ CONTRACTORS, INC
137 N 3RD ST
P.O. BOX 555
OAKLAND MD 21550
UNITED STATES

Job Name: Charles Town WWTP

Last BOL	LN	Item	Description	Structure	Quantity	Unit Price	Net Price
81965	17	41113FR	CB,2-3,Top,8" Thickw/Type G frame	WVDOH-I-1	1.000	0.00	0.00
81966	19	74315	Linkseal,LS-315C,Standard	WAS VALVE VAULT	76.000	0.00	0.00
81965	20	41141J	CB,2-3,Bottom,4'	WVDOH-I-1 REMAKE	1.000	0.00	0.00
81965	21	76670	J-Bolt,1/2",8" Long		64.000	0.00	0.00

Special Instructions:
Thank you! We appreciate your business. For billing inquiries, please email. billing@mackconcrete.com or call locally 330-483-3111
"Serving the Construction Industry since 1932"

Sales Amount	33,815.00
Misc Charges	0.00
Fuel Surcharge	0.00
Surcharge	0.00
Prepaid Amount	0.00
Sales Tax	2,282.51
Total	36,097.51

Wire To: WELLS FARGO - A/R
Bank Transit Number:
Account Number: 4124597048

VEOLIA

VEOLIA WATER TECHNOLOGIES
TREATMENT SOLUTIONS USA INC.
600 WILLOW TREE RD
LEONIA NJ 07605
UNITED STATES
TEL: 201-676-2525

REMIT TO:
VEOLIA WATER TECHNOLOGIES TREATMENT SOLUTIONS USA INC.
P.O. BOX 718758
PHILADELPHIA PA 19171-8758
UNITED STATES
Veolia Water Technologies Treatment / Philadelphia PA 19171-8758
Philadelphia PA 19171-8758 United States

PROFORMA PROJECT INVOICE

902090889

INVOICE DATE	SHIPMENT TRACKING ID	CUSTOMER PO NO.
APR/21/2023		11311

MAIL TO: 514877

ALVAREZ CONTRACTORS INC.
ATTN:ACCOUNTS PAYABLE
PO BOX 555
OAKLAND MD 21550-4555
UNITED STATES

SHIP TO: 4000226473

ALVAREZ CONTRACTORS INC.
C/O THE CHARLES TOWN WWTP
832 SOUTH GEORGE ST.
CHARLES TOWN WV 25414-1469
UNITED STATES

BILL TO: 514877
VAT No:

ALVAREZ CONTRACTORS INC.
ATTN:ACCOUNTS PAYABLE
PO BOX 555
OAKLAND MD 21550-4555
UNITED STATES

PAYMENT TERMS: Net 30 Days From Invoice Date

DUE DATE 21MAY2023

TERMS OF DELIVERY: FOB - FACTORY

SALES REP NO./NAME	ORDERED BY	PAYER	SALES ORDER
90611000 - HNICAL SALES - EXT		236947	70491414

CARRIER:

SHIPPED FROM:

DELIVERY NO.:

FREIGHT:

DESTINATION COUNTRY: UNITED STATES

CURRENCY: U.S. Dollar

Sl_No #	DESCRIPTION	QUANTITY	UNIT	UNIT PRICE	UNIT	AMOUNT
	PROJECT MANAGER: LUIS CARDENAS PROJECT NO.: 00510085 CHARLES TOWN WWTP 90% SHIPMENT OF EQUIPMENT $237,600.00					

IF PAID AFTER 21MAY2023 PLEASE REMIT USD 259,316.64

Please pay invoice on time to avoid any interruption of service.

For payment by check, please mention invoice no 902090889 on payment and send by courier to above mentioned remit to address.

NET PRICE			237,600.00
STATE TAX	237,600.00	6.000%	~~14,256.00~~
CITY TAX	237,600.00	1.000%	~~2,376.00~~
PAY THIS AMOUNT			~~254,232.00~~

CITCO WATER

Invoice

INVOICE DATE	INVOICE NUMBER
03/29/2023	S100211394.001

REMIT TO:
CITCO Water
P.O. BOX 2163
HUNTINGTON, WV 25722

PAGE NO.
1 of 1

BILL TO:

ALVAREZ CONTRACTORS INC.
P O BOX 555
OAKLAND, MD 21550

SHIP TO:

ALVAREZ CONTRACTORS INC.
CHARLES TOWN WWTP PROJECT
24 SHOWTIME DRIVE
INWOOD, WV 25428

CUSTOMER NUMBER	CUSTOMER PO NUMBER	JOB NAME / RELEASE NUMBER	SALESPERSON
24115	3/14/23 EMAIL REL.	15000-7 HEWITT	WV Contractor

WRITER	SHIP VIA	TERMS	SHIP DATE	ORDER DATE
Alan Morrison	ROUTE 68 EAST	NET 30 DAYS	03/29/2023	03/15/2023

ORDER QTY	SHIP QTY	DESCRIPTION	UNIT PRICE	EXT PRICE
20ea	20ea	4"X1/8" 150# 304 SS RR RING B&G SET (MK. 500)	14.550/ea	291.00
15ea	15ea	4"X90 125# DI FLANGED ELL (MK. 501)	126.170/ea	1892.55
2ea	2ea	4" 125# DI FLANGED CROSS (MK. 502)	240.910/ea	481.82
5ea	5ea	4" 125# DI FLANGED TEE (MK. 503)	230.010/ea	1150.05
6ea	6ea	4" ROMAC RFCA-4.80 RESTRAINED FLANGED COUPLING ADAPTER FOR DI (MK. 504)	281.740/ea	1690.44
2ea	2ea	6"X4" 125# DI FLANGED CONC REDUCER (MK. 505)	134.470/ea	268.94

03-29-2023 10:26:16 AM

Jack

Invoice is due by 04/28/2023

Past Due invoices may be subject to 1.50% late charge.
Effective June 1, 2022, CITCO Water is updating its ACH/wire instructions as outlined below. Please continue to send all remittance

Subtotal	5774.80
S&H Charges	0.00
Tax	0.00
Payments	0.00
Amount Due	5774.80

Printed By: KLAKRY on 3/30/2023 11:31:23 AM

CITCO WATER

Invoice

INVOICE DATE	INVOICE NUMBER
03/29/2023	S100209868.002

REMIT TO:
CITCO Water
P.O. BOX 2163
HUNTINGTON, WV 25722

PAGE NO.: 1 of 1

BILL TO:

ALVAREZ CONTRACTORS INC.
P O BOX 555
OAKLAND, MD 21550

SHIP TO:

ALVAREZ CONTRACTORS INC.
CHARLES TOWN WWTP PROJECT
24 SHOWTIME DRIVE
INWOOD, WV 25428

CUSTOMER NUMBER	CUSTOMER PO NUMBER	JOB NAME / RELEASE NUMBER	SALESPERSON
24115	SLEEVE RELEASE	15006-7 HEM117	WV Contractor

WRITER	SHIP VIA	TERMS	SHIP DATE	ORDER DATE
Alan Morrison	ROUTE 68 EAST	NET 30 DAYS	03/29/2023	02/27/2023

ORDER QTY	SHIP QTY	DESCRIPTION	UNIT PRICE	EXT PRICE
2ea	2ea	4"X6" BWM STAINLESS STEEL WALL SLEEVE WITH WALL COLLAR IN CENTER	332.500/ea	665.00
1ea	1ea	5"X6" BWM STAINLESS STEEL WALL SLEEVE WITH WALL COLLAR IN CENTER	363.750/ea	363.75
4ea	4ea	8"X6" BWM STAINLESS STEEL WALL SLEEVE WITH WALL COLLAR IN CENTER	545.000/ea	2180.00
1ea	1ea	10"X6" BWM STAINLESS STEEL WALL SLEEVE WITH WALL COLLAR IN CENTER	613.750/ea	613.75
1ea	1ea	12"X6" BWM STAINLESS STEEL WALL SLEEVE WITH WALL COLLAR IN CENTER	760.000/ea	760.00

03-29-2023 10:28:16 AM

Jack

Invoice is due by 04/28/2023

Past Due invoices may be subject to 1.50% late charge.
Effective June 1, 2022, CITCO Water is updating its ACH/wire instructions as outlined below. Please continue to send all remittance

Subtotal	4582.50
S&H Charges	0.00
Tax	0.00
Payments	0.00
Amount Due	4582.50

Printed By: KLAKRY on 3/30/2023 11:31:23 AM

CITCO WATER

Invoice

INVOICE DATE	INVOICE NUMBER
03/29/2023	S100198279.004

REMIT TO:
CITCO Water
P.O. BOX 2163
HUNTINGTON, WV 25722

PAGE NO.
1 of 1

BILL TO:

ALVAREZ CONTRACTORS INC.
P O BOX 555
OAKLAND, MD 21550

SHIP TO:

ALVAREZ CONTRACTORS INC.
CHARLES TOWN WWTP
842 SOUTH GEORGE STREET
CHARLES TOWN, WV 25414

CUSTOMER NUMBER	CUSTOMER PO NUMBER	JOB NAME / RELEASE NUMBER	SALESPERSON
24115	VALVES	15 000 - 7 HCM117	WV Contractor

WRITER	SHIP VIA	TERMS	SHIP DATE	ORDER DATE
Scott Sagraves	ROUTE 68 EAST	NET 30 DAYS	03/29/2023	10/05/2022

ORDER QTY	SHIP QTY	DESCRIPTION	UNIT PRICE	EXT PRICE
1ea	1ea	2" CRISPIN UX20-2, 2" NPT INLET/OUTLET, 2-40 WORKING PSI 03-29-2023 10:28:27 AM S100198279.004 JRK Jack	3386.750/ea	3386.75

Invoice is due by 04/28/2023

Past Due invoices may be subject to 1.50% late charge.
Effective June 1, 2022, CITCO Water is updating its ACH/wire instructions as outlined below. Please continue to send all remittance

Subtotal	3386.75
S&H Charges	0.00
Tax	0.00
Payments	0.00
Amount Due	3386.75

Printed By: KLAKRY on 3/30/2023 11:31:22 AM

CITCO WATER

Invoice

INVOICE DATE	INVOICE NUMBER
04/06/2023	S100209822.004

REMIT TO:
CITCO Water
P.O. BOX 2163
HUNTINGTON, WV 25722

BILL TO:

ALVAREZ CONTRACTORS INC.
P O BOX 555
OAKLAND, MD 21550

SHIP TO:

ALVAREZ CONTRACTORS INC.
CHARLES TOWN WWTP PROJECT
24 SHOWTIME DRIVE
INWOOD, WV 25428

CUSTOMER NUMBER	CUSTOMER PO NUMBER	JOB NAME / RELEASE NUMBER	SALESPERSON
24115	EMAIL RELEASE		WV Contractor

WRITER	SHIP VIA	TERMS	SHIP DATE	ORDER DATE
Alan Morrison	ROUTE 68 EAST	NET 30 DAYS	04/06/2023	02/27/2023

ORDER QTY	SHIP QTY	DESCRIPTION	UNIT PRICE	EXT PRICE
1ea	1ea	^4"X1'1" CL/53 DIP FXF CL/PRIMED WITH TNEMEC N140 POTA-POX (MK. 72)	308.480/ea	308.48
1ea	1ea	^4"X1'7-13/16" CL/53 DIP FXF CL/PRIMED WITH TNEMEC N140 POTA-POX (MK. 73)	338.990/ea	338.99
1ea	1ea	^4"X1'6" CL/53 DIP FXF CL/PRIMED WITH TNEMEC N140 POTA-POX (MK. 74)	308.480/ea	308.48
1ea	1ea	^4"X5'0" CL/53 DIP FXPE CL/PRIMED WITH TNEMEC N140 POTA-POX (MK. 75-REV)	410.820/ea	410.82
1ea	1ea	4"X6'0" CL/53 DIP FXPE (MK. 82-REV)	471.830/ea	471.83
1ea	1ea	^4"X1'5-1/16" CL/53 DIP FXF CL/PRIMED WITH TNEMEC N140 POTA-POX (MK. 83)	308.480/ea	308.48

Subtotal	
S&H Charges	
Tax	
Payments	
Amount Due	

15000-10 ↓ item 120

Printed By: KLAKRY on 4/7/2023 2:34:36 PM

CITCO WATER

Invoice

INVOICE DATE	INVOICE NUMBER
04/06/2023	S100209822.004

REMIT TO:
CITCO Water
P.O. BOX 2163
HUNTINGTON, WV 25722

BILL TO:

ALVAREZ CONTRACTORS INC.
P O BOX 555
OAKLAND, MD 21550

SHIP TO:

ALVAREZ CONTRACTORS INC.
CHARLES TOWN WWTP PROJECT
24 SHOWTIME DRIVE
INWOOD, WV 25428

CUSTOMER NUMBER	CUSTOMER PO NUMBER	JOB NAME / RELEASE NUMBER	SALESPERSON
24115	EMAIL RELEASE		WV Contractor

WRITER	SHIP VIA	TERMS	SHIP DATE	ORDER DATE
Alan Morrison	ROUTE 68 EAST	NET 30 DAYS	04/06/2023	02/27/2023

ORDER QTY	SHIP QTY	DESCRIPTION	UNIT PRICE	EXT PRICE
1ea	1ea	^6"X3'0" CL/53 DIP FXPE CL/PRIMED WITH TNEMEC N140 POTA-POX (MK. 84-REV)	351.780/ea	351.78
1ea	1ea	^6"X3'1-15/16" CL/53 DIP FXF CL/PRIMED WITH TNEMEC N140 POTA-POX (MK. 86)	559.306/ea	559.31
1ea	1ea	^6"X3'8-1/4" CL/53 DIP FXF CL/PRIMED WITH TNEMEC N140 POTA-POX (MK. 87)	567.770/ea	567.77
1ea	1ea	^6"X5'1-1/8" CL/53 DIP FXF CL/PRIMED WITH TNEMEC N140 POTA-POX (MK. 89)	713.471/ea	713.47
3ea	3ea	^8"X8'0" CL/53 DIP FXPE CL/PRIMED WITH TNEMEC N140 POTA-POX (MK. 96-REV)	1065.847/ea	3197.54
3ea	3ea	^8"X4'0" CL/53 DIP FXPE CL/PRIMED WITH TNEMEC N140 POTA-POX (MK. 97)	636.388/ea	1909.16

15800-1 ITEM 11

Subtotal	
S&H Charges	
Tax	
Payments	
Amount Due	

Printed By: KLAKRY on 4/7/2023 2:34:36 PM

CITCO WATER

Invoice

INVOICE DATE	INVOICE NUMBER
04/06/2023	S100209822.004

REMIT TO:
CITCO Water
P.O. BOX 2163
HUNTINGTON, WV 25722

BILL TO:

ALVAREZ CONTRACTORS INC.
P O BOX 555
OAKLAND, MD 21550

SHIP TO:

ALVAREZ CONTRACTORS INC.
CHARLES TOWN WWTP PROJECT
24 SHOWTIME DRIVE
INWOOD, WV 25428

CUSTOMER NUMBER	CUSTOMER PO NUMBER	JOB NAME / RELEASE NUMBER	SALESPERSON
24115	EMAIL RELEASE		WV Contractor

WRITER	SHIP VIA	TERMS	SHIP DATE	ORDER DATE
Alan Morrison	ROUTE 68 EAST	NET 30 DAYS	04/06/2023	02/27/2023

ORDER QTY	SHIP QTY	DESCRIPTION	UNIT PRICE	EXT PRICE
3ea	3ea	^8"X2'2-1/2" CL/53 DIP FXF CL/PRIMED WITH TNEMEC N140 POTA-POX (MK. 98) 04-06-2023 10:59:52 AM Dave McKenny	701.082/ea	2103.25

-5800-1
item 111

Invoice is due by 05/06/2023

Past Due invoices may be subject to 1.50% late charge.
Effective June 1, 2022, CITCO Water is updating its ACH/wire instructions as outlined below. Please continue to send all remittance

Subtotal	11549.36
S&H Charges	0.00
Tax	0.00
Payments	0.00
Amount Due	11549.36

Printed By: KLAKRY on 4/7/2023 2:34:36 PM

CITCO WATER

Invoice

INVOICE DATE	INVOICE NUMBER
04/18/2023	S100213814.001

REMIT TO:
CITCO Water
P.O. BOX 2163
HUNTINGTON, WV 25722

PAGE NO.: 1 of 1

BILL TO:

ALVAREZ CONTRACTORS INC.
P O BOX 555
OAKLAND, MD 21550

SHIP TO:

ALVAREZ CONTRACTORS INC.
CHARLES TOWN WWTP PROJECT
24 SHOWTIME DRIVE
INWOOD, WV 25428

CUSTOMER NUMBER	CUSTOMER PO NUMBER	JOB NAME / RELEASE NUMBER	SALESPERSON
24115	PJ PVC ADAPTERS	2700 32133	WV Contractor

WRITER	SHIP VIA	TERMS	SHIP DATE	ORDER DATE
Alan Morrison	ROUTE 68 EAST	NET 30 DAYS	04/18/2023	04/12/2023

ORDER QTY	SHIP QTY	DESCRIPTION	UNIT PRICE	EXT PRICE
40ea	40ea	2" AYM 74753-44 PJ PVC X MIPT ADAPTER NL 04-18-2023 10:21:16 AM Ron Ron	146.780/ea	5871.20

Invoice is due by 05/18/2023

Past Due invoices may be subject to 1.50% late charge.
Effective June 1, 2022, CITCO Water is updating its ACH/wire instructions as outlined below. Please continue to send all remittance

Subtotal	5871.20
S&H Charges	0.00
Tax	0.00
Payments	0.00
Amount Due	5871.20

Printed By: KLAKRY on 4/20/2023 3:04:07 PM

CITCO WATER

Invoice

INVOICE DATE	INVOICE NUMBER
04/18/2023	S100211150.003

REMIT TO:
CITCO Water
P.O. BOX 2163
HUNTINGTON, WV 25722

PAGE NO.: 1 of 1

BILL TO:

ALVAREZ CONTRACTORS INC.
P O BOX 555
OAKLAND, MD 21550

SHIP TO:

ALVAREZ CONTRACTORS INC.
CHARLES TOWN WWTP PROJECT
24 SHOWTIME DRIVE
INWOOD, WV 25428

CUSTOMER NUMBER	CUSTOMER PO NUMBER	JOB NAME / RELEASE NUMBER	SALESPERSON
24115	3/9/23 EMAIL REL	12000 - item 158	WV Contractor

WRITER	SHIP VIA	TERMS	SHIP DATE	ORDER DATE
Alan Morrison	ROUTE 68 EAST	NET 30 DAYS	04/18/2023	03/13/2023

ORDER QTY	SHIP QTY	DESCRIPTION	UNIT PRICE	EXT PRICE
1ea	1ea	16"X4'0" CL/53 DIP FXPE CL/PRIMED WITH TNEMEC N140 POTA-POX (MK. 150)	1642.300/ea	1642.30
1ea	1ea	^16"X3'3" CL/53 DIP FXPE CL/PRIMED WITH TNEMEC N140 POTA-POX (MK. 151)	1518.464/ea	1518.46
1ea	1ea	^16"X0'9" CL/53 DIP FXF CL/PRIMED WITH TNEMEC N140 POTA-POX (MK. 152)	1523.274/ea	1523.27
1ea	1ea	^16"X0'7" CL/53 DIP FXPE CL/PRIMED WITH TNEMEC N140 POTA-POX (MK. 153)	897.612/ea	897.61
		04-18-2023 10:21:16 AM Ron Ron		

Invoice is due by 05/18/2023

Past Due invoices may be subject to 1.50% late charge.
Effective June 1, 2022, CITCO Water is updating its ACH/wire instructions as outlined below. Please continue to send all remittance

Subtotal	5581.64
S&H Charges	0.00
Tax	0.00
Payments	0.00
Amount Due	5581.64

Printed By: KLAKRY on 4/20/2023 3:04:07 PM

ENVIRODYNE SYSTEMS INC.
75 Zimmerman Drive
Camp Hill, PA 17011-6822
Phone (717) 763-0500 - Amy
Fax (717) 763-9308
Jamie Lewis

INVOICE

NUMBER	PAGE
I-9865-1	1
YOUR ORDER NO.	CUSTOMER
11340	ALV001
INVOICE DATE	INVOICE TOTAL
04/03/2023	$45,462.00

TO **ALVAREZ CONTRACTORS, INC**
9022 MOUNTAINBERRY CIRCLE
FREDERICK, MD 21702

SHIPPED TO ALVAREZ CONTRACTORS, INC
24 SHOWTIME DRIVE
INWOOD, WV 25428

Attn.: Katie Alvarez

Phone: (301) 662-5283
Email: kalvarez2@comcast.net

OUR ORDER NO.	SALESPERSON	TERMS	FOB	DATE SHIPPED	SHIPPED VIA
9865		See Below	Jobsite	03/31/23	T-Force Freight

QUANTITY ORDERED	QUANTITY SHIPPED	STOCK NUMBER/DESCRIPTION	UNIT PRICE	UNIT	AMOUNT
		S.O. No. 9865 (C) 11340			
		CHARLES TOWN, WV			
1	1	GRIT TRANSFER PUMPE ($25,000.00)			
1	1	APPROVED SUBMITTALS (10%)			
		CONTRACT PRICE.....$204,620.00 MILESTONE (a) (10%).....x.10			
		TOTAL NET AMOUNT			**$45,462.00**
		Re: Sales &/or Use Tax - Net Amount does not include any WV State &/or local sales/use tax. Buyer to pay any such applicable tax direct to appropriate agency(ies). Seller is not licensed to collect sales tax in the jurisdiction in which the project is located.			

Recd 4/3/23 - to goon April billing.

ENVIRODYNE SYSTEMS INC.
75 Zimmerman Drive
Camp Hill, PA 17011-6822
Phone (717) 763-0500
Fax (717) 763-9308

INVOICE

NUMBER	PAGE
I-9865-2	1
YOUR ORDER NO.	CUSTOMER
11340	ALV001
INVOICE DATE	INVOICE TOTAL
04/20/2023	$25,000.00

TO **ALVAREZ CONTRACTORS, INC**
P.O. BOX 555
OAKLAND, MD 21550

SHIPPED TO ALVAREZ CONTRACTORS, INC
24 SHOWTIME DRIVE
INWOOD, WV 25428

Attn.: Katie Alvarez

Phone: (301) 662-5283
Email: kalvarez2@comcast.net

OUR ORDER NO.	SALESPERSON	TERMS	FOB	DATE SHIPPED	SHIPPED VIA
9865		See Below	Jobsite	04/17/23	T-Force Freight

QUANTITY ORDERED	QUANTITY SHIPPED	STOCK NUMBER/DESCRIPTION	UNIT PRICE	UNIT	AMOUNT
		S.O. No. 9865 (F)			
		CHARLES TOWN, WV			
1	1	GRIT SYSTEM CONTROL PANEL			
		TOTAL NET AMOUNT			**$25,000.00**
		Re: Sales &/or Use Tax - Net Amount does not include any WV State &/or local sales/use tax. Buyer to pay any such applicable tax direct to appropriate agency(ies). Seller is not licensed to collect sales tax in the jurisdiction in w hich the project is located.			

PR 7 - April

Zima Corporation

101 Zima Park Drive, Spartanburg, SC 29301
Phone: (864) 576-0660 Fax: (864) 587-5761 Email: ar@zimacorp.com

zima
Jagenberg Group

Manufacture.Quality.Solutions.

Remit to:
Zima Corporation, P.O. Box 6128, Spartanburg, SC 29304
Ph: (864) 576-0660, Fax: (864) 587-5757

SOLD TO	SHIP TO	Invoice No.	Page
ALVAREZ CONTRACTORS, INC. PO BOX 555 OAKLAND, MD 21550	ALVAREZ CONTRACTORS, INC. C/O CHARLES TOWN WWTP 832 SOUTH GEORGE STREET CHARLES TOWN, WV 25414	93254	
		Date	
		3/31/23	

CUSTOMER NUMBER	CUSTOMER P.O. NUMBER	DATE SHIPPED	SHIPPED VIA
193756	11330-11355	3/10/2023	FLATBED

KUSTERS ORDER NO.	PRODUCT CODE	TERMS
WT85459	211011	NET 30

PART NUMBER	DESCRIPTION	SHIP QTY.	UNIT PRICE	AMOUNT
	MECHANICALLY CLEANED SCREEN WASHING/COMPACTING EQUIPMENT			$184,167.00
	TOTAL AMOUNT DUE			$165,750.30

SEE REVERSE SIDE FOR TERMS AND CONDITIONS

BANK WIRING INFORMATION
Zima Corporation
BANK: Fifth Third Bank
ACCT NO: 7472288260
ABA-WIRE: 042000314
ABA-ACH: 053100737
SWIFT: FTBCUS3C

PRECISION PUMP & VALVE SERVICE

QUALITY WORKS HARDER

517 Old Goff Mountain Road, Charleston, WV 25356
(304) 776-1710

Remit to:
PRECISION PUMP & VALVE SERVICE, INC.
P. O. Box 7027
Charleston, WV 25356

INVOICE

INVOICE NUMBER: 0134274-IN
INVOICE DATE: 4/21/2023
INVOICE DUE DATE: 5/21/2023
SALESPERSON: JW
CUSTOMER NO.: 06-ALVAREZ

BILL TO:
ALVAREZ CONTRACTORS, INC.
9022 MOUNTAINBERRY CIRCLE
Frederick, MD 21702

2110-8

SHIP TO:
ALVAREZ CONTRACTORS
CHARLESTOWN TREATMENT PLANT
Charles Town, WV 25414

CONFIRM TO: GARY WALKER 304-484-7754

COMMENTS: CHARLESTOWN BYPASS

CUSTOMER P.O.	SHIP VIA	F.O.B.	TERMS	AP FAX #
	BEST WAY		STRICT 30 DAYS	email separate

ITEM NO.	UNIT	ORDERED	SHIPPED	BACK ORD	PRICE	AMOUNT
DSPM	EACH	2	2	0	16,102.00	32,204.00
FLYGT 6020.180-0057 NS-6 LT/HC 7.5HP/480V/3PH 50' FLS Includes: STAND AND DISCHARGE ELBOW LEAD TIME: 2-3 WEEKS **Serial Number:**1850307 **Serial Number:**1850311						
PRF	EACH	1	1	0	0.00	0.00
FIELD SERVICE TO INSTALL PUMPS AND CONCERTOR **Serial Number:**134274-2						

Net Invoice:	32,204.00
Less Discount:	0.00
Freight:	0.00
Sales Tax:	0.00
Invoice Total:	32,204.00

Micro-Tech Designs, Inc.
4312 Black Rock Rd., Suite 1
Hampstead, MD 21074
Phone (410) 239-2885, Fax (410)239-3736

Invoice

Invoice Number: 220802-1

Invoice Date: 4/26/23

Page: 1

Sold To:

Alvarez Contractors, Inc.
PO Box 555
Oakland, MD 21550

Ship To:

Customer ID: ALVAREZ

Customer PO	Payment Terms	Sales Rep ID	Due Date
16000	Net 30 Days	1340	5/26/23

Ship Via	Ship Date
Best Way	

Qty.	Description	Unit Price	Amount
1.00	Lot Field Equipment as follows for the Charles Town WWTP Improvement Project:		
1.00	3" Magnetic Flow Meter for FE/FIT-511	2,660.00	2,660.00
3.00	3" Magnetic Flow Meter for FE/FIT-911, 912, 913	3,888.00	11,664.00
1.00	4" Magnetic Flow Meter for FE/FIT-501	2,981.00	2,981.00
1.00	16" Magnetic Flow Meter for FE/FIT-901	9,545.00	9,545.00
3.00	Float Switch Assembly with Anchor for Influent PS, Efflunet PS, Drain PS	622.00	1,866.00
1.00	Submersible Transducer for LE-311	2,778.00	2,778.00
2.00	Submersible Transducer for LE-541, 561	2,602.00	5,204.00
	Tax Exempt Certificate on File		

Subtotal	36,698.00
Sales Tax	
Total Invoice Amount	36,698.00
Payment Received	0.00
TOTAL	36,698.00

Check No:

1.5% per month will be charged on all past due balances

Date: May 10, 2023

Charles Town Utility Board
2022 Renewal and Replacement Project
Schedule B

A. COST OF PROJECT	APPROVED CONSTRUCTION BUDGET	Paid by CTUB from Operating Account	Paid by CTUB from Operating Account 6/1/2022-11/7/2022	Paid by CTUB from Operating Account 11/8/2022-12/8/2022	Paid by CTUB from Operating Account 12/9/2022-1/18/2023	Paid by CTUB from Operating Account 1/19/2023-3/8/2023	Paid by CTUB from Operating Account 3/9/2023-4/12/2023	Paid by CTUB from Operating Account 4/13/2023-5/10/2023	Resolution No. 1 Contractor's Application for Payment No. 1	Resolution No. 2 Contractor's Application for Payment No. 2	Resolution No. 3 Contractor's Application for Payment No. 3	Resolution No. 4 Contractor's Application for Payment No. 4	Resolution No. 5 Contractor's Application for Payment No. 5	Resolution No. 6 Contractor's Application for Payment No. 6	Resolution No. 7 Contractor's Application for Payment No. 7	BALANCE REMAINING
1 **CONSTRUCTION**																
a. Contract	$ 10,151,000.00								$ 258,858.00	$ 188,174.70	$ 134,861.40	$ 91,314.99	$ 92,171.91	$ 498,898.59	$ 769,319.84	$ 8,117,400.57
b. Construction Contingency 5% - (See note #2 below)	$ 466,370.43															$ 466,370.43
c. Change Order #1 (See note #3 below)	$ 498,183.42														$ 298,910.00	$ 199,273.42
d. Change Order #2	$ 41,179.57															$ 41,179.57
2 **ENGINEERING SERVICES**																
GDF Engineering fees (including CA and RPR)	$ 760,000.00	$ 410,782.47	$ 32,115.37	$ 8,829.82	$ 50,270.24	$ 9,027.43	$ 5,867.80	$ 51,001.73								$ 192,105.14
Additional RPR inspection (not yet Board approved)	$ 125,000.00															$ 125,000.00
Initial GDF R&R Report	$ 40,082.50	$ 40,082.50														$ -
3 **LEGAL SERVICES**																
a. Local Project Attorney	$ 20,000.00	$ 544.00	$ 2,312.00													$ 17,144.00
4 **ADMINISTRATIVE SERVICES**																
a. Project Accountant (CPA)	$ 20,000.00	$ 2,937.50	$ 7,400.00													$ 9,662.50
b. Other Administrative Costs	$ 10,000.00	$ 1,190.00	$ 4,196.01													$ 4,613.99
5 **Total Project Costs Lines 1-6**	**$ 12,131,815.92**	**$ 455,536.47**	**$ 46,023.38**	**$ 8,829.82**	**$ 50,270.24**	**$ 9,027.43**	**$ 5,867.80**	**$ 51,001.73**	**$ 258,858.00**	**$ 188,174.70**	**$ 134,861.40**	**$ 91,314.99**	**$ 92,171.91**	**$ 498,898.59**	**$ 1,068,229.84**	**$ 9,172,749.62**
B. SOURCES OF FUNDS	**APPROVED PROJECT FUNDING**															
1 PROJECT FUNDS																
a. Capacity Improvement Fees	$ 1,170,163.00															$ 1,170,163.00
b. R&R, Operating Cash, Working Capital (See note #1 below)	$ 2,015,122.92	$ (455,536.47)	$ (46,023.38)	$ (8,829.82)	$ (50,270.24)	$ (9,027.43)	$ (5,867.80)	$ (51,001.73)							$ (298,910.00)	$ 1,089,656.05
c. EEG Grant Funds	$ 1,966,030.00															$ 1,966,030.00
Total Internal Funds & EEG Grant Funds	**$ 5,151,315.92**															**$ 4,225,849.05**
d. Bond Proceeds 2022B & 2022C	**$ 6,980,500.00**								$ (258,858.00)	$ (188,174.70)	$ (134,861.40)	$ (91,314.99)	$ (92,171.91)	$ (498,898.59)	$ (769,319.84)	**$ 4,946,900.57**
Total Funds Available	**$ 12,131,815.92**	**$ (455,536.47)**	**$ (46,023.38)**	**$ (8,829.82)**	**$ (50,270.24)**	**$ (9,027.43)**	**$ (5,867.80)**	**$ (51,001.73)**	**$ (258,858.00)**	**$ (188,174.70)**	**$ (134,861.40)**	**$ (91,314.99)**	**$ (92,171.91)**	**$ (498,898.59)**	**$ (1,068,229.84)**	**$ 9,172,749.62**

Note #1 - March 1, 2023 this line item was increased to include the full amount of Change Order #1. Internal funds that were previously allocated for the Collection System project will be dedicated to this Change Order. This will require an increase of the requested funds from CWSRF for the Collection System Project.
Note #2 - March 8, 2023 this line item was decreased by $41,179.57 to include the full amount of Change Order #2.
Note #3 - Pay App #7 in the amount of $1,068,229.84 includes $298,910 from Change Order #1. $769,319.84 will be paid from the 2022B and $298,910 will be paid from the CIF Account.

Charles Town
Utility Board
661 S. George Street, Suite 101 Charles Town, WV 25414
Phone: (304) 725-2316 ♦ Fax: (304) 725-7150 ♦ Web: www.ctubwv.com

Revised May 10, 2023

Exempt Meter Policy

The Charles Town Utility Board (CTUB) does not allow adjustments to sewer charges on customer bills for lawn and garden watering, or filling swimming pools, hot tubs or saunas.

Customers may apply for a second exempt water meter to measure water used for lawn watering or pool/hot tub filling. For CTUB sewer customers that receive water service from Jefferson Utilities, Inc. (JUI) must call JUI regarding their policy on exempt meters.

"Exempt Meter" shall mean a second potable water meter installed by a water utility to serve a single customer which is exclusively connected to water facilities which do not return the potable water passing through such meter to the sanitary sewer system. The installation of an Exempt Meter for a residential customer is permitted provided:

(1) The Exempt Meter and all appurtenant facilities are subject to CTUB's initial and subsequent inspection to confirm that potable water is not returned to the sanitary sewer system.

(2) To the extent practical, all Exempt Meters may be installed via a single service line or a dedicated service line in accordance with Exhibit A to this policy.

(3) All exempt meters shall have a backflow prevention device immediately following the irrigation meter. Customer is responsible for ensuring annual inspection of the backflow prevention device.

(4) CTUB will not impose sanitary sewer charges on potable water passing through an Exempt Meter.

(5) The Charles Town Utility Board shall consider on a case-by-case basis requests for deduct or Exempt Meters for commercial or industrial customers.

(6) A security deposit fee of fifty dollars ($50.00) and the associated costs for Exempt Meter of nine hundred and fifty dollars ($950.00) must be paid at the time of application. This cost includes the tap, radio, meter box and meter and inspection of exempt meter line installation (by customer).

(7) Installation of all water lines or devices at the meter connection point shall be the sole responsibility and expense of the customer per CTUB's specifications.

(8) CTUB will inspect the installation of water lines and devices once complete (by customer) and install the Exempt Meter.

DRAFT

Exempt Meter Policy

Exhibit A

Pursuant to the CTUB exempt meter policy there are two options for Exempt meter installation:

Option 1: SINGLE SERVICE LINE

For new construction with irrigation, one service line will be tapped onto the main, and two meters will be set from the reduced ¾" line.

On an existing domestic service adding irrigation, a tee will be installed just before the domestic meter on the domestic line.

Backflow prevention assembly shall be installed immediately following the irrigation meter.

Option 2: DEDICATED SERVICE LINE

In some cases, CTUB can elect to have a separate tap and a separate line run to each meter box. In this case, the standard connection charges and tap fees will be assessed. This option may be necessary if the existing domestic meter is in a driveway or there is some other circumstance that prevents splitting off the single service line.

If customers need more than a ¾" irrigation service, they may purchase larger services for added capacity.

Services larger than ¾" will be tapped on the main with standard connection and tap fees.

Backflow prevention shall be installed immediately following the irrigation meter.

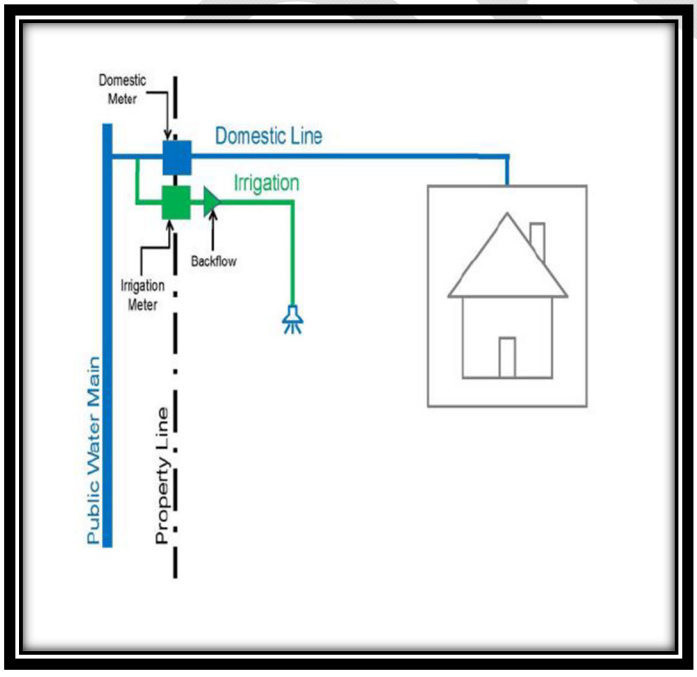

Option 1: Single Service line

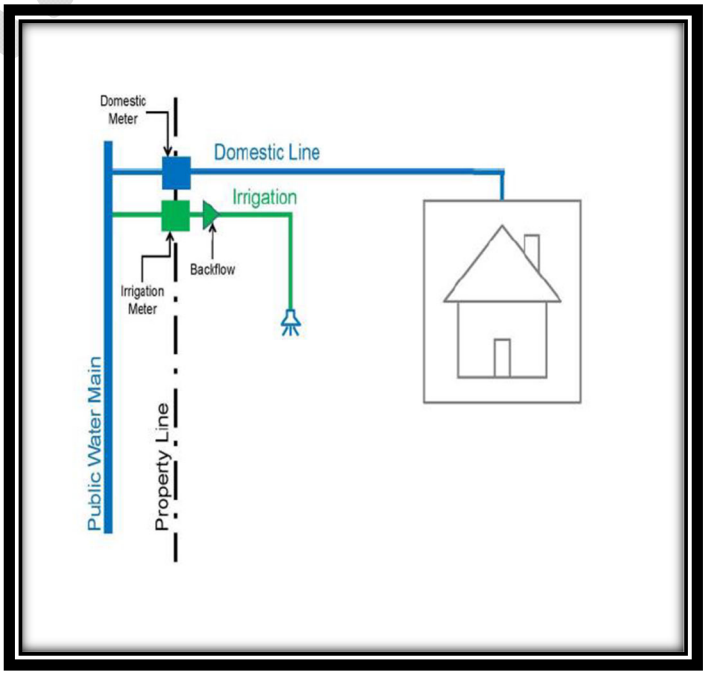

Option 2: Dedicated Service line

DRAFT

Charles Town
Utility Board

661 S. George Street, Suite 101 Charles Town, WV 25414
Phone: (304) 725-2316 ♦ Fax: (304) 725-7150 ♦ Web: www.ctubwv.com

UTILITY BOARD

CHAIRMAN
City of Charles Town
City Manager
John Barkley

VICE CHAIRMAN
City of Ranson
Mayor
Duke Pierson

TREASURER
Thomas Stocks

SECRETARY
Ashley Stottlemyer

Board Member
Jefferson Whitten

UTILITY MANAGER
Kristen Stolipher

~~October 28, 2022~~ Revised May 10, 2023

Exempt Meter Policy

The Charles Town Utility Board (CTUB) does not allow adjustments to sewer charges on customer bills for lawn and garden watering, or filling swimming pools, hot tubs or saunas.

Customers may apply for a second exempt water meter to measure water used for lawn watering or pool/hot tub filling. For CTUB sewer customers that receive water service from Jefferson Utilities, Inc. (JUI) must call JUI regarding their policy on exempt meters.

"Exempt Meter" shall mean a second potable water meter installed by a water utility to serve a single customer which is exclusively connected to water facilities which do not return the potable water passing through such meter to the sanitary sewer system. ~~and are from a tap on the water main that is not the same tap as the house meter uses.~~

The installation of an Exempt Meter for a residential customer is permitted provided:

(1) The Exempt Meter and all appurtenant facilities are subject to CTUB's initial and subsequent inspection to confirm that potable water is not returned to the sanitary sewer system.

(2) To the extent practical, all ~~All~~ Exempt Meters may be installed via a single service line or a dedicated service line in accordance with Exhibit A to this policy. ~~must be installed on a tap on the water main that is not the same tap as the house meter uses.~~

(3) All exempt meters shall have a backflow prevention device immediately following the irrigation meter. Customer is responsible for ensuring annual inspection of the backflow prevention device.

~~(3)~~(4) CTUB will not impose sanitary sewer charges on potable water passing through an Exempt Meter.

~~(4)~~(5) The Charles Town Utility Board shall consider on a case-by-case basis requests for deduct or Exempt Meters for commercial or industrial customers.

~~(5)~~(6) A security deposit fee of fifty dollars ($50.00) and the associated costs for Exempt Meter of nine hundred and fifty dollars ($950.00) must be paid at the time of application. This cost includes the tap, radio, meter box and meter and inspection of exempt meter line installation (by customer).

~~(6)~~(7) Installation of all water lines or devices at the meter connection point shall be the sole responsibility and expense of the customer per CTUB's specifications.

~~(7)~~ CTUB will inspect the installation of water lines and devices once complete (by customer) and install the Exempt Meter.

2023 CTUB Board Meeting Schedule

January 18, 2023

February 8, 2023

February 22, 2023

March 8, 2023

March 22, 2023

April 12, 2023

April 26, 2023

May 10, 2023

May 24, 2023

~~June 14, 2023~~

June 28, 2023

July 12, 2023

July 26, 2023

August 9, 2023

August 23, 2023

September 13, 2023

September 27, 2023

October 11, 2023

October 25, 2023

November 15, 2023

December 13, 2023

Charles Town
Utility Board
661 S. George Street, Suite 101 Charles Town, WV 25414
Phone: (304) 725-2316 ♦ Fax: (304) 725-7150 ♦ Web: www.ctubwv.com

MEMORANDUM TO THE BOARD OF DIRECTORS

FROM: Kristen Stolipher, Utility General Manager
SUBJECT: Utility General Manager's Report
DATE: May 10, 2023

ADMINISTRATIVE

- Customer Counts
  - Sewer 8,486
  - Water 6,541

WATER

- Lead and Copper Inventory on-going
- Hydrant Flushing scheduled now through June 30th
- Hydrant painting efforts scheduled for Summer 2023

SEWER

- **Renewal and Replacement project**
  - Project update attached
- **Collection system project update**
  - Manchin and Capito Earmark

CHARLES TOWN UTILITY BOARD
GD&F ENGINEER'S REPORT
APRIL 28, 2023

Charles Town Wastewater Treatment Plant Improvements (R&R Project)

- The Contractor (Alvarez) has completed all piping installation within the concrete pile cap of the new Centrifuge Building. They also added stone backfill to bottom of pile cap. All demolition work in existing Digester Blower Building is complete. All underslab conduit has been placed for the new Electrical Building and foundation formwork has begun. S&S has begun ductbank installation to the SBR basins and UV area. S&S has installed panels, disconnects, conduit and wire at the Headworks Building. All temporary headworks bypass piping is in place. Mid-Atlantic Storage replaced the digester tank interior joint sealant and cathodic bars (note that this work was performed outside of ACI contract).
- The Contractor plans to pour the Electrical Building concrete foundation and floor slab and the Centrifuge Building pile cap next month.
- The current contract times for final completion is September of 2024. Alvarez reported that they are currently about 1-2 months behind schedule due to equipment lead times.
- There have been several credits and minor change order additions this past month. No formal change order has been prepared at this time.
- GD&F RPR, Dave Gustkey, continues to be present on site full time and coordinate efforts between Alvarez, CTUB, Specialized and City building inspector personnel.
- GD&F has received 112 submittals to date, 6 are currently outstanding. 31 requests for information (RFI's) have been submitted to date and 1 is currently under review.
- The next Progress Meeting is scheduled for May 4.
- Alvarez submitted Application for Payment No. 7 in the amount of $1,068,229.84, which included payment for several major stored equipment items. This Application has been reviewed and approved by GD&F. This Application is presented in Resolution No. 007
- See below for construction progress photos.

Charles Town Water Plant Intake VFD Project

- S&S has mounted the new VFDs and begun to install both conduit and wire. They ordered the materials for the project and submitted the first Application for Payment in the amount of $82,412.30.
- Based upon actual field measurements and wire layouts, additional wire is needed for an estimated cost of $7,645.95.



Ductbank to UV Area



Formwork and Ductbanks at New Electrical Building

GD&F
GWIN DOBSON & FOREMAN ENGINEERS

Customer Name	Location	Lot Number	CIF Date Paid	Number of Sewer EDUs	Sewer CIF Amount Paid	Number of Water EDU's	Water CIF Amount Paid
Lennar	Shenandoah Springs	5, 6	1/10/2023	2	$ 9,110.00		
Lutman Land Development	Beckwith/Shutter		1/10/2023	4	$ 11,720.00	4	$ 17,596.00
Lennar	Norborne Glebe	T015-T021, T068-T074	1/20/2023	14	$ 41,020.00	14	$ 61,586.00
Dan Ryan Builders	Aspen Greens	75	1/20/2023	1	$ 2,930.00		
Lennar	Lennar	1-4	1/20/2023	4	$ 18,220.00		
Dan Ryan Builders	Tate Manor	75-80	1/26/2023	6	$ 17,580.00	6	$ 26,394.00
Dan Ryan Builders	Tate Manor	70-74	1/26/2023	5	$ 14,650.00	6	$ 21,995.00
Lennar	Norborne Glebe	T022-T034	2/9/2023	13	$ 38,090.00	13	$ 57,187.00
Dan Ryan Builders	Huntfield	322-328	2/8/2023	7	$ 20,510.00	7	$ 30,793.00
Dan Ryan Builders	Aspen Greens	51, 70, 83	2/8/2023	3	$ 8,790.00		
Dan Ryan Builders	Huntfield	554-558	2/9/2023	5	$ 14,650.00	5	$ 21,995.00
Dan Ryan Builders	Aspen Greens	69	2/22/2023	1	$ 2,930.00		
Dan Ryan Builders	Aspen Greens	48	2/23/2023	1	$ 2,930.00		
Dan Ryan Builders	Huntfield	625	2/24/2023	1	$ 2,930.00	1	$ 4,399.00
Dan Ryan Builders	Huntfield	376	2/28/2023	1	$ 2,930.00	1	$ 4,399.00
Dan Ryan Builders	Aspen Greens	50	3/3/2023	1	$ 2,930.00		
Lennar	Norborne Glebe	253-259	3/3/2023	7	$ 20,510.00	7	$ 30,793.00
Lennar	Norborne Glebe	T035-T041, T055-T060	3/3/2023	13	$ 38,090.00	13	$ 57,187.00
Dan Ryan Builders	Huntfield	893-897	3/13/2023	5	$ 14,650.00	5	$ 21,995.00
Dan Ryan Builders	Aspen Greens	53, 71	3/14/2023	2	$ 5,860.00		
DRH	Magnolia Springs	188-194	3/14/2023	7	$ 20,510.00		
Wormald	Beallair	215	3/14/2023	1	$ 2,930.00		
Stanley Martin	Presidents Pointe	97-104	3/14/2023	8	$ 36,440.00		
Colandrea Corp	Inferno Brewery	13	3/15/2023	4.03	$ 18,356.65		
Lennar	Norborne Glebe	T042-T054, T061-T067	3/21/2023	20	$ 58,600.00	20	$ 87,980.00
Maronda	Huntwell West	1,5,6,7	3/21/2023	4	$ 11,720.00		
Maronda	Huntwell West	3,4,8,9,10	3/22/2023	5	$ 14,650.00		
Washington Landing LLC	Washington Landing 700,800,900		3/24/2023			35.5	$ 91,464.00
Dan Ryan Builders	Aspen Greens	67, 72, 81	3/28/2023	3	$ 8,790.00		
Dan Ryan Builders	Huntfield	469	3/28/2023	1	$ 2,930.00	1	$ 4,399.00
Wormald	Beallair	216, 232, 303	3/28/2023	3	$ 8,790.00		
Dan Ryan Builders	Aspen Greens	55	3/30/2023	1	$ 2,930.00		
Stanley Martin	Presidents Pointe	105-108	3/31/2023	4	$ 18,220.00		
Engle	169 Euclid Ave - detached garage		4/3/2023	1	$ 2,930.00	1	$ 4,399.00
Dan Ryan Builders	Huntfield	364	4/7/2023	1	$ 2,930.00	1	$ 4,399.00
Dan Ryan Builders	Huntfield	897-904	4/7/2023			8	$ 35,192.00
Dan Ryan Builders	Tate Manor	53-58	4/7/2023	6	$ 17,580.00	6	$ 26,394.00
Dan Ryan Builders	Tate Manor	11	4/10/2023	1	$ 2,930.00		
Dan Ryan Builders	Aspen Greens	54	4/13/2023	1	$ 2,930.00		
Dan Ryan Builders	Aspen Greens	68	4/18/2023	1	$ 2,930.00		
Wormald	Beallair	54, 225	4/21/2023	2	$ 5,860.00		
Stanley Martin	Presidents Pointe	109-116	4/25/2023	8	$ 36,440.00		
Dan Ryan Builders	Huntfield	451-456	4/25/2023	6	$ 17,580.00	6	$ 26,394.00
Dan Ryan Builders	Huntfield	374	4/26/2023	1	$ 2,930.00	1	$ 4,399.00
DRH	Magnolia Springs	188-197	4/28/2023			10	$ 43,990.00
DRH	Magnolia Springs	195-197	4/28/2023	3	$ 8,790.00		
DRH	Magnolia Springs	258-268, 273-288	4/28/2023	27	$ 79,110.00	27	$ 118,773.00
DRH	Magnolia Springs	897-904	4/28/2023	8	$ 23,440.00		
Dan Ryan Builders	Aspen Greens	52, 58	5/3/2023	2	$ 5,860.00		
Dan Ryan Builders	Huntfield	437-440	5/3/2023	4	$ 11,720.00	4	$ 17,596.00
Secatello	E 7th Ave, Parcel 141 Townhomes (1 existing)	A&B	5/3/2023	1	$ 2,930.00	1	$ 4,399.00
Holtzman	W Burr Park	16	5/4/2023	4.09	$ 13,127.00		
Wormald	Beallair	208	5/5/2023	1	$ 2,930.00		
			Total	**235.12**	$ 738,843.65	**203.5**	$ 826,097.00

Charles Town Utility Board
2023 Capacity Improvement Fee Collections/EDU for Sewer

Month	Commercial	Residential	Total Number of EDU's	Total Sewer CIF Collected	CIF Paid to Ranson	Total
Jan-23		36	36	$ 115,230.00	$ 9,750.00	$ 105,480.00
Feb-23		32	32	$ 93,760.00		$ 93,760.00
Mar-23	4.03	85	89.03	$ 286,906.65	$ 19,500.00	$ 267,406.65
Apr-23		66	66	$ 206,380.00	$ 13,000.00	$ 193,380.00
May-23	4.09	8	12.09	$ 36,567.00		$ 36,567.00
Jun-23						$ -
Jul-23						$ -
Aug-23						$ -
Sep-23						$ -
Oct-23						$ -
Nov-23						$ -
Dec-23						$ -
Total 2023	**8.12**	**227**	**235.12**	**$ 738,843.65**	**$ 42,250.00**	**$ 696,593.65**

Charles Town Utility Board
2023 Capacity Improvement Fee Collections/EDU for Water

Month	Commercial	Residential	Total Number of EDU's	Total Water CIF
Jan-23		30	30	$ 127,571.00
Feb-23		27	27	$ 118,773.00
Mar-23		81.5	81.5	$ 293,818.00
Apr-23		60	60	$ 263,940.00
May-23		5	5	$ 21,995.00
Jun-23				
Jul-23				
Aug-23				
Sep-23				
Oct-23				
Nov-23				
Dec-23				
Total 2023	**0**	**203.5**	**203.5**	**$ 826,097.00**

Charles Town Utility Board 2022 Capacity Improvement Fee Collections/EDU for Sewer						
Month	Commercial	Residential	Total Number of EDU's	Total Sewer CIF Collected	CIF Paid to Ranson	Total
Jan-22	1.53	29.03	30.56	$ 71,735.60		$ 71,735.60
Feb-22		17	17	$ 23,319.00		$ 23,319.00
Mar-22	146.59	34	180.59	$ 662,151.32		$ 662,151.32
Apr-22		129	129	$ 389,396.00	$ 32,500.00	$ 356,896.00
May-22		15	15	$ 43,950.00		$ 43,950.00
Jun-22		30	30	$ 87,900.00		$ 87,900.00
Jul-22	0.04	3	3.04	$ 10,072.80		$ 10,072.80
Aug-22		14	14	$ 41,020.00		$ 41,020.00
Sep-22	0.4	22	22.4	$ 90,007.00	$ 24,375.00	$ 65,632.00
Oct-22	0	52	52	$ 175,110.00	$ 22,750.00	$ 152,360.00
Nov-22	0	8	8.4	$ 24,612.00		$ 24,612.00
Dec-22	0	18	18	$ 52,740.00		$ 52,740.00
Total 2022	**1.97**	**301**	**519.99**	**$1,672,013.72**	**$79,625.00**	**$1,592,388.72**

Charles Town Utility Board 2023 Capacity Improvement Fee Collections/EDU for Sewer						
Month	Commercial	Residential	Total Number of EDU's	Total Sewer CIF Collected	CIF Paid to Ranson	Total
Jan-23		36	36	$ 115,230.00	$ 9,750.00	$ 105,480.00
Feb-23		32	32	$ 93,760.00		$ 93,760.00
Mar-23	4.03	85	89.03	$ 286,906.65	$ 19,500.00	$ 267,406.65
Apr-23		66	66	$ 206,380.00	$ 13,000.00	$ 193,380.00
May-23	4.09	8	12.09	$ 36,567.00		$ 36,567.00
Jun-23						
Jul-23						
Aug-23						
Sep-23						
Oct-23						
Nov-23						
Dec-23						
Total 2023	**8.12**	**227**	**235.12**	**$738,843.65**	**$42,250.00**	**$696,593.65**

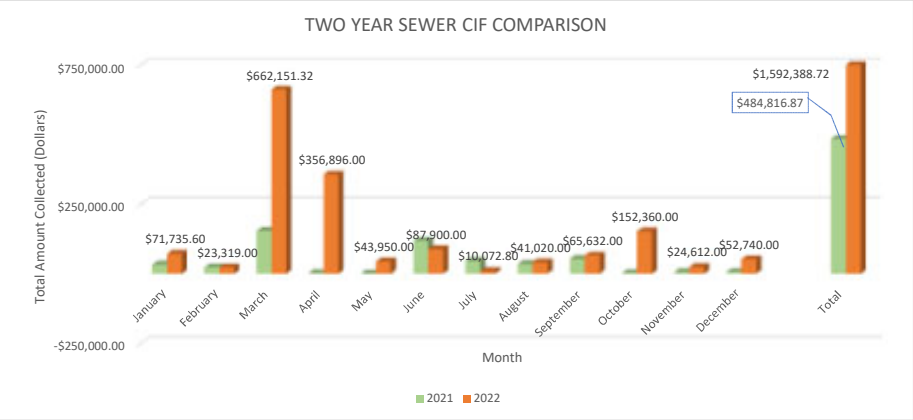

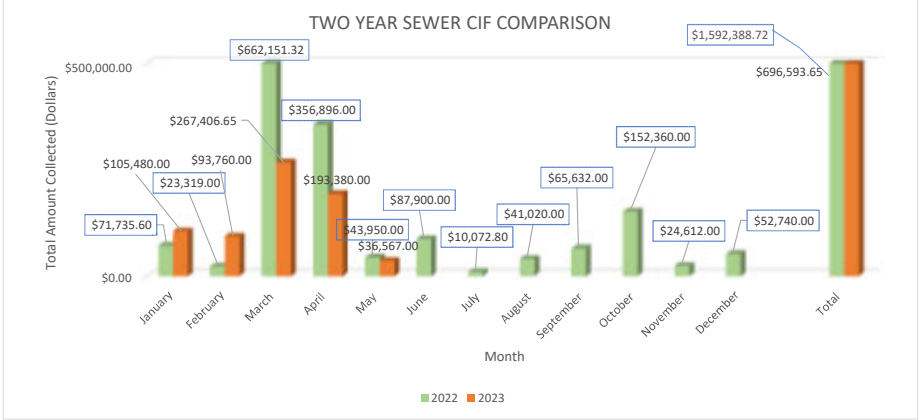

Charles Town Utility Board 2022 Capacity Improvement Fee Collections/EDU for Water				
Month	Commercial	Residential	Total Number of EDU's	Total Water CIF
Jan-22		27	27	$ 69,552.00
Feb-22		15	15	$ 38,640.00
Mar-22	39.35	30	69.35	$ 148,238.16
Apr-22	23.03	92	115.03	$ 296,320.00
May-22		14	14	$ 36,064.00
Jun-22		27	27	$ 69,552.00
Jul-22		1	1	$ 2,576.00
Aug-22	36	12	47.5	$ 122,376.00
Sep-22		2	2	$ 5,152.00
Oct-22	0	38	38	$ 97,888.00
Nov-22	0	0	0	
Dec-22	0	18	18	$ 79,182.00
Total 2022	**97.88**	**238**	**373.88**	**$ 965,540.16**

2023 Capacity Improvement Fee Collections/EDU for Water				
Month	Commercial	Residential	Total Number of EDU's	Total Water CIF
Jan-22		30	30	$ 127,571.00
Feb-22		27	27	$ 118,773.00
Mar-22		81.5	81.5	$ 293,818.00
Apr-22		60	60	$ 263,940.00
May-22		5	5	$ 21,995.00
Jun-22				
Jul-22				
Aug-22				
Sep-22				
Oct-22				
Nov-22				
Dec-22				
Total 2023	**0**	**204**	**203.5**	**$ 826,097.00**

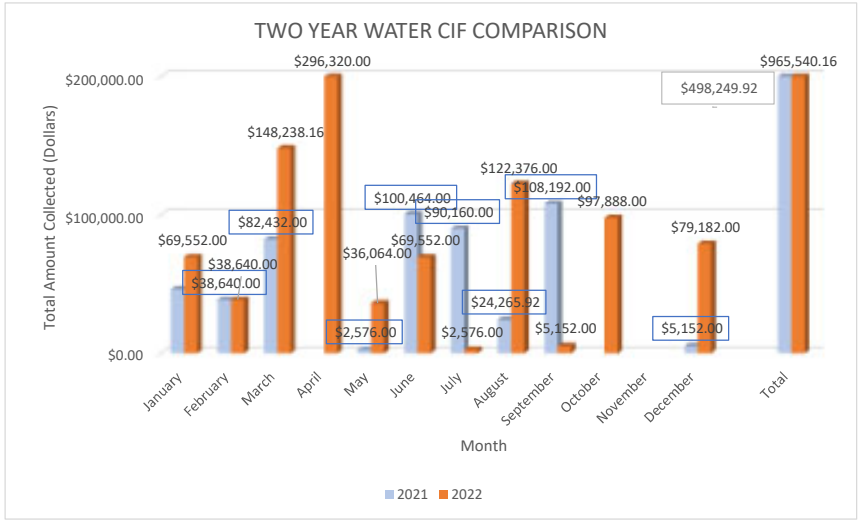

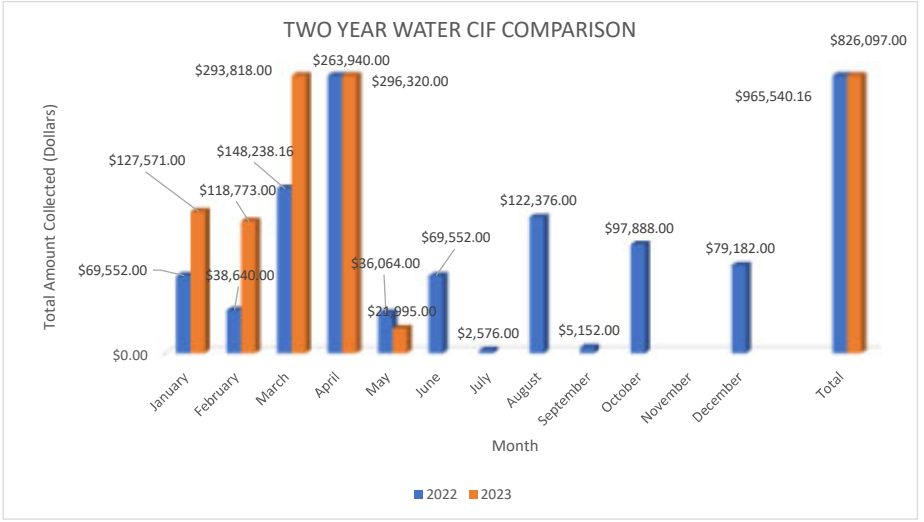

CHARLES TOWN UTILITY BOARD
WASTEWATER TREATMENT PLANT FLOW DATA

CHARLES TOWN WASTEWATER PLANT FLOW DATA						
YEAR	Total Design (MGD)	TOTAL ANNUAL FLOW (MG)	AVERAGE DAILY (MGD)	Total Design minus Average Daily	Total Available (gpd)	Total Available (EDU's)
2015	1.75	384	1.05	0.7	700,000	4,667
2016	1.75	419	1.14	0.61	610,000	4,067
2017	1.75	393	1.08	0.67	670,000	4,467
2018	1.75	491	1.34	0.41	410,000	2,733
2019	1.75	459	1.26	0.49	490,000	3,267
2020	1.75	419.7	1.15	0.60	603,333	4,022
2021	1.75	401.61	1.11	0.64	637,500	4,250
2022	1.75	387.15	1.06	0.69	687,500	4,583
2023	1.75	125.49	1.06	0.69	690,000	4,600

TUSCAWILLA WASTEWATER PLANT FLOW DATA						
YEAR	Total Design (MGD)	TOTAL ANNUAL FLOW (MG)	AVERAGE DAILY (MGD)	Total Design minus Average Daily	Total Available (gpd)	Total Available (EDU's)
2015	0.5	48	0.13	0.37	370,000	2,467
2016	0.5	49	0.13	0.37	370,000	2,467
2017	0.5	48	0.14	0.36	360,000	2,400
2018	0.5	78	0.21	0.29	290,000	1,933
2019	0.5	55.24	0.15	0.35	350,000	2,333
2020	0.5	1.09	0.16	0.34	340,000	2,267
2021	0.5	32.55	0.10	0.40	400,833	2,672
2022	0.5	62.8	0.17	0.33	328,333	2,189
2023	0.5	26.22	0.22	0.28	280,000	1,867

Total EDU's available between CT and Tuscawilla	
2015	7,133
2016	6,533
2017	6,867
2018	4,667
2019	5,600
2020	6,289
2021	6,922
2022	6,772
2023	6,467

2021		
	Total	AVERAGE
JANUARY	35.83	1.22
FEBRUARY	32.98	1.18
MARCH	36.39	1.17
APRIL	34.33	1.18
MAY	33.24	1.07
JUNE	36.24	1.21
JULY	30.99	1.00
AUGUST	29.94	0.97
SEPTEMBER	36.36	1.17
OCTOBER	29.97	0.97
NOVEMBER	30.12	1.00
DECEMBER	35.22	1.21
Annual Total	401.61	1.11

2022		
	Total	AVERAGE
JANUARY	37.25	1.20
FEBRUARY	33.8	1.21
MARCH	33.28	1.07
APRIL	32.98	1.1
MAY	35.86	1.16
JUNE	29.9	1.00
JULY	29.78	0.96
AUGUST	30.19	1.01
SEPTEMBER	29.62	0.96
OCTOBER	29.02	0.94
NOVEMBER	30.09	1.00
DECEMBER	35.38	1.14
Annual Total	387.15	1.06

2023		
	Total	AVERAGE
JANUARY	36.55	1.21
FEBRUARY	28.96	1.03
MARCH	30.46	1.02
APRIL	29.52	0.98
MAY		
JUNE		
JULY		
AUGUST		
SEPTEMBER		
OCTOBER		
NOVEMBER		
DECEMBER		
Annual Total	125.49	1.06

2021		
	Total	AVERAGE
JANUARY	0.52	0.07
FEBRUARY	2.22	0.08
MARCH	4.22	0.14
APRIL	1.12	0.04
MAY	0.89	0.03
JUNE	3.37	0.11
JULY	3.9	0.13
AUGUST	3.6	0.12
SEPTEMBER	4.53	0.15
OCTOBER	3.94	0.13
NOVEMBER	3.73	0.12
DECEMBER	0.51	0.07
Annual Total	32.55	0.10

2022		
	Total	AVERAGE
JANUARY	0	0
FEBRUARY	0	0
MARCH	4.34	0.14
APRIL	4.68	0.16
MAY	6.03	0.19
JUNE	6.21	0.21
JULY	6.48	0.21
AUGUST	7.01	0.23
SEPTEMBER	7.11	0.24
OCTOBER	7.27	0.23
NOVEMBER	6.94	0.23
DECEMBER	6.73	0.22
Annual Total	62.8	0.17

2023		
	Total	AVERAGE
JANUARY	7.3	0.24
FEBRUARY	6.38	0.23
MARCH	6.41	0.21
APRIL	6.13	0.20
MAY		
JUNE		
JULY		
AUGUST		
SEPTEMBER		
OCTOBER		
NOVEMBER		
DECEMBER		
Annual Total	26.22	0.22

CHARLES TOWN UTILITY BOARD
WATER TREATMENT PLANT FLOW DATA

CHARLES TOWN WATER PLANT FLOW DATA						
YEAR	Total Design (MGD)	TOTAL ANNUAL FLOW (MG)	AVERAGE DAILY (MGD)	Total Design minus Average Daily	Total Available (gpd)	Total Available (EDU's)
2019	2.8	644.32	1.77	1.03498	1,034,980	6,900
2020	2.8	615.64	1.68	1.12	1,117,946	7,453
2021	2.8	601.87	1.64	1.16	1,164,627	7,764
2022	2.8	588.97	1.60	1.20	1,204,163	8,028
2023	2.8	0.00	0.00	2.80	2,800,000	18,667

2021		
	Total	AVERAGE
JANUARY	50,030,727	1,613,894
FEBRUARY	45,304,029	1,618,001
MARCH	50,881,983	1,641,354
APRIL	49,098,224	1,636,607
MAY	53,910,537	1,739,050
JUNE	53,051,728	1,711,346
JULY	53,198,248	1,716,073
AUGUST	54,959,872	1,772,899
SEPTEMBER	49,200,580	1,587,115
OCTOBER	49,336,781	1,591,509
NOVEMBER	45,777,260	1,476,686
DECEMBER	47,118,143	1,519,940
Annual Total	601,868,112	1,635,373

2022		
	Total	AVERAGE
JANUARY	47,918,736	1,545,766
FEBRUARY	43,703,896	1,560,853
MARCH	48,063,482	1,550,435
APRIL	47,294,978	1,525,644
MAY	49,834,352	1,607,560
JUNE	49,111,936	1,584,256
JULY	51,919,787	1,674,832
AUGUST	51,872,384	1,673,303
SEPTEMBER	50,844,952	1,640,160
OCTOBER	50,572,280	1,631,364
NOVEMBER	47,643,899	1,536,900
DECEMBER	50,188,260	1,618,976
Annual Total	588,968,942	1,595,837

2023		
	Total	AVERAGE
JANUARY	50,324,969	1,623,386
FEBRUARY	44,512,256	1,589,723
MARCH	51,243,776	1,653,025
APRIL	49,507,092	1,597,003
MAY		0
JUNE		0
JULY		0
AUGUST		0
SEPTEMBER		0
OCTOBER		0
NOVEMBER		0
DECEMBER		0
Annual Total	195,588,093	538,595

GLEN HAVEN WATER PLANT FLOW DATA						
YEAR	Total Design (MGD)	TOTAL ANNUAL FLOW (MG)	AVERAGE DAILY (MGD)	Total Design minus Average Daily	Total Available (gpd)	
2020	0.0216	1.04	0.01	0.01	13,120	
2021	0.0216	3.06	0.01	0.01	13,213	-
2022	0.0216	2.70	0.01	0.01	14,335	-
2023	0.0216	0.00	0.00	0.02	21,600	-

2021		
	Total	AVERAGE
JANUARY	242,200	7,813
FEBRUARY	203,500	7,268
MARCH	241,800	8,636
APRIL	262,300	8,743
MAY	289,700	9,345
JUNE	276,500	8,919
JULY	302,900	9,771
AUGUST	302,900	9,771
SEPTEMBER	227,800	7,348
OCTOBER	285,100	9,197
NOVEMBER	227,200	7,329
DECEMBER	201,500	6,500
Annual Total	3,063,400	8,387

2022		
	Total	AVERAGE
JANUARY	204,300	6,590
FEBRUARY	178,600	5,761
MARCH	191,200	6,168
APRIL	222,000	7,161
MAY	237,300	7,655
JUNE	286,600	9,245
JULY	301,600	9,729
AUGUST	262,800	8,477
SEPTEMBER	221,600	7,148
OCTOBER	236,700	7,635
NOVEMBER	215,200	6,942
DECEMBER	144,500	4,661
Annual Total	2,702,400	7,265

2023		
	Total	AVERAGE
JANUARY	233,300	7,526
FEBRUARY	184,300	5,945
MARCH	218,200	7,039
APRIL	234,800	7,574
MAY		0
JUNE		0
JULY		0
AUGUST		0
SEPTEMBER		0
OCTOBER		0
NOVEMBER		0
DECEMBER		0
Annual Total	870,600	2,340

CAVALAND WATER PLANT FLOW DATA						
YEAR	Total Design (MGD)	TOTAL ANNUAL FLOW (MG)	AVERAGE DAILY (MGD)	Total Design minus Average Daily	Total Available (gpd)	
2020	0.036	0.59	0.00	0.03	31,210	
2021	0.036	1.91	0.01	0.03	30,766	
2022	0.036	0.00	0.00	0.03	31,041	
2023	0.036	0.00	0.00	0.04	36,000	

2021		
	Total	AVERAGE
JANUARY	150,900	4,868
FEBRUARY	132,900	4,746
MARCH	145,800	5,207
APRIL	152,900	5,097
MAY	177,900	5,739
JUNE	159,000	5,129
JULY	169,600	5,471
AUGUST	177,300	5,719
SEPTEMBER	175,600	5,665
OCTOBER	176,000	5,677
NOVEMBER	151,200	4,877
DECEMBER	143,000	4,613
Annual Total	1,912,100	5,234

2022		
	Total	AVERAGE
JANUARY	150,100	4,842
FEBRUARY	127,200	4,103
MARCH	130,300	4,203
APRIL	141,600	4,568
MAY	145,000	4,677
JUNE	155,500	5,016
JULY	173,500	5,597
AUGUST	167,200	5,394
SEPTEMBER	138,500	4,468
OCTOBER	144,300	4,655
NOVEMBER	145,300	4,687
DECEMBER	226,300	7,300
Annual Total	1,844,800	4,959

2023		
	Total	AVERAGE
JANUARY	134,900	4,352
FEBRUARY	122,700	3,958
MARCH	140,000	4,516
APRIL	143,100	4,616
MAY		0
JUNE		0
JULY		0
AUGUST		0
SEPTEMBER		0
OCTOBER		0
NOVEMBER		0
DECEMBER		0
Annual Total	540,700	1,453

VENDOR SORT KEY	DESCRIPTION	FUND	DEPARTMENT	AMOUNT

========== FUND TOTALS ==========	
50 WATER FUND	101,782.45
60 SEWER FUND	138,652.71
GRAND TOTAL:	240,435.16

TOTAL PAGES: 5

APPROVED BY: _____

APPROVED BY: _____

This Packet:	$ 240,435.16
Security Deposit Refunds:	2,716.41
Sewer Renewal & Replacement, check dated 4/26/2023:	13,465.67
Water Renewal & Replacement, check dated 4/26/2023:	9,872.40
Arden Equipment Repair, check dated 5/02/2023:	12,450.00
Total:	$ 278,939.64

Note:

Highlighted invoices are for the R&R Project

VENDOR SORT KEY	DESCRIPTION	FUND	DEPARTMENT		AMOUNT
ROSS H BARE	TWWTP SVC CLL: OVERTEMP BL	SEWER FUND	SEWER		720.00
	TWWTP SVC CLL: CHK FINE SC	SEWER FUND	SEWER		420.00
				TOTAL:	1,140.00
SG PLUMBING, INC.	W 5TH AVE 4/26 & 4/27/23	WATER FUND	WATER		4,192.73
	LIBERTY ST 4/24 & 4/25/23	SEWER FUND	SEWER		3,150.00
				TOTAL:	7,342.73
SPRINT	MONTHLY CELL SERVICE	WATER FUND	WATER		149.90
	MONTHLY CELL SERVICE	SEWER FUND	SEWER		201.86
				TOTAL:	351.76
GERALD TAYLOR CO., INC.	VAC / TRANSPORT	WATER FUND	WATER		788.37
	VAC / TRANSPORT	WATER FUND	WATER		1,102.46
	VAC LIFT STATIONS	SEWER FUND	SEWER		2,477.58
				TOTAL:	4,368.41
U.S. BANK	PCARD 9146	WATER FUND	WATER		2,058.80
	PCARD 9146	WATER FUND	WATER		24.50
	PCARD 9146	WATER FUND	WATER		1,003.77
	PCARD 9146	WATER FUND	WATER		828.74
	PCARD 9146	WATER FUND	WATER		1,673.44
	PCARD 9146	WATER FUND	WATER		863.98
	PCARD 9146	WATER FUND	WATER		64.75
	PCARD 9146	WATER FUND	WATER		1,699.92
	PCARD 9146	SEWER FUND	SEWER		1,867.16
	PCARD 9146	SEWER FUND	SEWER		24.50
	PCARD 9146	SEWER FUND	SEWER		1,670.04
	PCARD 9146	SEWER FUND	SEWER		188.40
	PCARD 9146	SEWER FUND	SEWER		1,649.50
	PCARD 9146	SEWER FUND	SEWER		772.60
	PCARD 9146	SEWER FUND	SEWER		17.42
	PCARD 9146	SEWER FUND	SEWER		64.75
	PCARD 9146	SEWER FUND	SEWER		45.12
	PCARD 9146	SEWER FUND	SEWER		37.93
				TOTAL:	14,555.32
HD SUPPLY INC	TRNSMTTR,FLOATSWTCH,CSSTTB	SEWER FUND	SEWER		1,958.73
	TRNSMTTR,FLOATSWTCH,CSSTTB	SEWER FUND	SEWER		626.08
	TRNSMTTR,FLOATSWTCH,CSSTTB	SEWER FUND	SEWER		626.07
	TNT830	SEWER FUND	SEWER		966.65
				TOTAL:	4,177.53
WAKEFIELD & ASSOCIATES INC	APR COLLECTIONS	WATER FUND	WATER		199.61
	APR COLLECTIONS	SEWER FUND	SEWER		199.61
				TOTAL:	399.22
WV WATER DEVELOPMENT AUTHORITY	#2017-175 INFRSTRCTR FNDPR	SEWER FUND	NON-DEPARTMENTAL		779.83
				TOTAL:	779.83

VENDOR SORT KEY	DESCRIPTION	FUND	DEPARTMENT		AMOUNT
GRAINGER	DOOR CLOSER	SEWER FUND	SEWER		650.97
	DOOR CLOSER	SEWER FUND	SEWER		1,301.94
				TOTAL:	1,952.91
HACH COMPANY	FLUORIDE,PHOSVER,KCI3M,PHE	WATER FUND	WATER		1,085.63
	FA REAGENT SET	WATER FUND	WATER		344.00
				TOTAL:	1,429.63
RIVER ROCK HOLDINGS INC	AVIGILON CCTV SOLUTIONS IN	WATER FUND	NON-DEPARTMENTAL		10,338.38
				TOTAL:	10,338.38
PROTOUCH COMMUNICATIONS, LLC	APR SVCS: AFTER-HRS EMERGE	WATER FUND	WATER		84.06
	APR SVCS: AFTER-HRS EMERGE	SEWER FUND	SEWER		84.05
				TOTAL:	168.11
INWOOD QUARRY, INC.	I10 & C1 PICKUPS: 5/01/23	WATER FUND	WATER		1,779.86
				TOTAL:	1,779.86
IRON MOUNTAIN, INC	SHREDDING, STORAGE	WATER FUND	WATER		447.17
	SHREDDING, STORAGE	SEWER FUND	SEWER		447.17
				TOTAL:	894.34
JAMES RIVER EQUIPMENT	KIT230 F STD LP M03D	WATER FUND	WATER		163.12
				TOTAL:	163.12
KAY CASTO & CHANEY PLLC	NALLS: THRU 4/30/23	WATER FUND	WATER		216.00
	PSC RPRSNT: THRU 3/31/23	SEWER FUND	SEWER		3,244.00
	PSC RPRSNT: THRU 4/30/23	SEWER FUND	SEWER		715.00
				TOTAL:	4,175.00
KM ELECTRICAL SOLUTIONS LLC	TWWTP NEWCONDUITFIRESCREEN	SEWER FUND	SEWER		4,300.00
				TOTAL:	4,300.00
METLIFE, INC	AD&D PAYABLE	WATER FUND	WATER		9.47
	LIFE PAYABLE	WATER FUND	WATER		45.86
	LTD PAYABLE	WATER FUND	WATER		305.04
	STD PAYABLE	WATER FUND	WATER		324.93
	AD&D PAYABLE	SEWER FUND	SEWER		8.51
	LIFE PAYABLE	SEWER FUND	SEWER		41.14
	LTD PAYABLE	SEWER FUND	SEWER		279.45
	STD PAYABLE	SEWER FUND	SEWER		298.20
				TOTAL:	1,312.60
THOMAS NALLS	APR TANK LOT RENT	WATER FUND	NON-DEPARTMENTAL		3,832.91
				TOTAL:	3,832.91
PACE ANALYTICAL SERVICES, LLC	TESTING: TUSC WKLY	SEWER FUND	SEWER		135.80
	TESTING: CT WKLY	SEWER FUND	SEWER		225.70
				TOTAL:	361.50
PARKSON CORPORATION	SPROCKETS, LINKS	SEWER FUND	SEWER		3,383.02
				TOTAL:	3,383.02
CORPORATION OF RANSON	APR UT COLLECTIONS	WATER FUND	NON-DEPARTMENTAL		3,534.96
				TOTAL:	3,534.96

VENDOR SORT KEY	DESCRIPTION	FUND	DEPARTMENT	AMOUNT
			TOTAL:	18,116.71
COYNE CHEMICAL	CP-837,HYDROFLUOSILICICACI	WATER FUND	WATER	4,364.91
	CES PACL 2000	SEWER FUND	SEWER	20,813.28
	ZETAG 8868 FS	SEWER FUND	SEWER	10,225.89
			TOTAL:	35,404.08
CRETEX SPECIALTY PRODUCTS, INC	FNSHRNGS, GRDRNGS, ANGLRNG	SEWER FUND	SEWER	3,347.70
			TOTAL:	3,347.70
CUMMINS, INC	PM: CAVALAND	WATER FUND	WATER	441.33
	TRBLSHT: CTWWTP	SEWER FUND	SEWER	254.24
	PM: TUSC WWTP	SEWER FUND	SEWER	1,557.54
	PM: WLLWSPG PS	SEWER FUND	SEWER	492.16
			TOTAL:	2,745.27
D.R. HORTON, INC.	SEWER UPSIZING PER AMEA	SEWER FUND	NON-DEPARTMENTAL	7,500.00
			TOTAL:	7,500.00
DELL MARKETING L.P.	MONITORS, LAPTOP, COMPUTER	WATER FUND	WATER	3,060.16
	MONITORS, LAPTOP, COMPUTER	SEWER FUND	SEWER	3,060.16
			TOTAL:	6,120.32
WV DEPT OF HEALTH & HUMAN SERVICES	BACTERIOLOGICAL TEST	WATER FUND	WATER	140.00
	BACTERIOLOGICAL TEST	WATER FUND	WATER	40.00
			TOTAL:	180.00
DF INVESTIGATIONS, LLC		WATER FUND	WATER	1,650.00
			TOTAL:	1,650.00
EAST MOUNTAIN HEALTH PHYSICIANS, INC	D.MOLER HEP B VACCINE	WATER FUND	WATER	92.00
			TOTAL:	92.00
EJ USA, INC.	MANHOLE RISERS	SEWER FUND	SEWER	452.67
			TOTAL:	452.67
ENCOVA INSURANCE	INSTALLMENT	WATER FUND	WATER	2,853.24
	INSTALLMENT	SEWER FUND	SEWER	2,633.76
			TOTAL:	5,487.00
ERA	PH 577	SEWER FUND	SEWER	194.04
			TOTAL:	194.04
GUTTMAN ENERGY	W/E 4/23/23	WATER FUND	WATER	983.44
	W/E 4/30/23	WATER FUND	WATER	832.70
	W/E 4/23/23	SEWER FUND	SEWER	1,280.65
	W/E 4/23/23	SEWER FUND	SEWER	17.96
	W/E 4/30/23	SEWER FUND	SEWER	984.91
	W/E 4/30/23	SEWER FUND	SEWER	54.57
			TOTAL:	4,154.23
GWIN DOBSON & FOREMAN INC	WWTP UPGRADES	SEWER FUND	NON-DEPARTMENTAL	8,986.42
	WWTP UPGRADES	SEWER FUND	NON-DEPARTMENTAL	15,992.63
	WW RETAINER SVCS	SEWER FUND	SEWER	650.00
			TOTAL:	25,629.05

VENDOR SORT KEY	DESCRIPTION	FUND	DEPARTMENT		AMOUNT
3RD TIME TRUCKING	HAULING	WATER FUND	WATER		283.29
	HAULING	SEWER FUND	SEWER		279.93
	HAULING	SEWER FUND	SEWER		287.14
				TOTAL:	850.36
WILLIAM HOAK	PAVING ASPHALT PATCHES	WATER FUND	WATER		3,643.00
	PAVING ASPHALT PATCHES	WATER FUND	WATER		2,610.00
	BRICK PATCHING & SIDEWALK	WATER FUND	WATER		2,580.00
	ASPHALT PATCHES	WATER FUND	WATER		610.00
	ASPHALT PATCHES	WATER FUND	WATER		7,192.00
	PAVING ASPHALT PATCHES	SEWER FUND	SEWER		1,320.00
	BRICK PATCHING & SIDEWALK	SEWER FUND	SEWER		1,200.00
	ASPHALT PATCHES	SEWER FUND	SEWER		1,098.00
	PAVING ASPHALT PATCHES	SEWER FUND	SEWER		4,150.00
				TOTAL:	24,403.00
ALS GROUP USA CORP	TESTING: CAV	WATER FUND	WATER		30.00
	TESTING: GH	WATER FUND	WATER		15.00
				TOTAL:	45.00
APPLE VALLEY TIRE	WATER VEHICLE TIRES	WATER FUND	WATER		1,236.00
				TOTAL:	1,236.00
AUTOZONE	SEWER VEHICLE TIRE PLUG, G	SEWER FUND	SEWER		26.75
				TOTAL:	26.75
JP & RF BURNS PARTNERSHIP	APR LOADS - 68	SEWER FUND	SEWER		12,172.00
				TOTAL:	12,172.00
CITY NATIONAL BANK	LOCKBOX SVCS: APR	WATER FUND	WATER		141.24
	LOCKBOX SVCS: APR	SEWER FUND	SEWER		141.24
				TOTAL:	282.48
CITY OF CHARLES TOWN	UB COLLECTIONS APR	WATER FUND	NON-DEPARTMENTAL		15,755.13
	MAR UTILITIES@ 661 S GEORG	WATER FUND	WATER		650.11
	MAY RENT@ 661 S GEORGE ST	WATER FUND	WATER		1,275.00
	MAR UTILITIES@ 661 S GEORG	SEWER FUND	SEWER		650.12
	MAY RENT@ 661 S GEORGE ST	SEWER FUND	SEWER		1,275.00
				TOTAL:	19,605.36
CORE & MAIN	LEGT-4301NL3/4BRZCPLG,313-	WATER FUND	WATER		2,088.90
	SETTERS	WATER FUND	WATER		69.43
	314-214-NL	WATER FUND	WATER		1,336.08
	BRASS NIPPLE, BRASS BUSHIN	WATER FUND	WATER		188.62
	3/4BRASS90NOLEAD,B&TA32F&C	WATER FUND	WATER		170.00
	VBHC72-12W-44-33NL5/8X3/4P	WATER FUND	WATER		6,552.48
	860-56-0054-16 2HYMAXCPLG	WATER FUND	WATER		1,958.88
	B&TA32F&CW/RECESSOBLONGHOL	WATER FUND	WATER		1,037.34
	1X3/4BRASSRED90,3/4BRASSST	WATER FUND	WATER		71.86
	FC202-760-CC46X1CCDISADDBL	WATER FUND	WATER		256.08
	IDLER-2-NL5/8X3/4METERIDLE	WATER FUND	WATER		200.15
	UFR1390-C-6UBELLHARNESSC90	WATER FUND	WATER		211.72
	4X1/8FLGACCRRFF304SSB&N,4F	SEWER FUND	SEWER		1,065.31
	4FLGXPEDIPIPE3'IMPBIDSEQ#2	SEWER FUND	SEWER		1,446.72
	SPEARS1829-0202ININDBALLVA	SEWER FUND	SEWER		643.44
	VBHC72-12W-44-33NL5/8X3/4P	SEWER FUND	SEWER		819.70