



East Greenwich Town Council

Regular Meeting

Monday, May 12, 2025 at **6:00 PM**

HYBRID IN-PERSON AND VIRTUAL MEETING VIA ZOOM

Swift Community Center, 121 Peirce Street, East Greenwich, RI 02818

Agenda

(Any matter listed on this agenda is subject to discussion and a vote by the Town Council. Full agenda packet with active links and videos available on Agendas & Minutes page on the Town website at www.eastgreenwichri.com .)

Click the link below to join the webinar:

<https://us02web.zoom.us/j/85989586830>

Or Telephone:

+1 301 715 8592

+1 312 626 6799

+1 929 205 6099

+1 253 215 8782

+1 346 248 7799

+1 669 900 6833

888 475 4499 (Toll Free)

877 853 5257 (Toll Free)

Webinar ID: 859 8958 6830

1. Call to Order and Pledge of Allegiance

2. Public Comments

(This is an opportunity for members of the audience to bring to the Council's attention any item not listed on the agenda. Comments shall be limited to three (3) minutes per person with a maximum of fifteen (15) minutes for all items. Speakers may not yield their time to others.)

3. Consent Calendar and Communications

(Any agenda item of a routine nature or items provided for informational purposes only; considered under a single action. Any Councilor may have an item removed and considered separately on request.)

3.a Minutes from April 28, 2025 (Regular Meeting ~ Open Session)

[2025.04.28 Town Council Minutes draft.docx.pdf](#)

3.b Minutes from May 5, 2025 (Special Meeting ~ Open Session)

[2025.05.05 Town Council Minutes DRAFT.docx.pdf](#)

4. Reports and Presentations

(Any agenda items requested by the Town Manager, Town Council or Town Solicitor, or any item requiring a formal presentation by boards and commissions, or other agencies.)

4.a Report from Town Manager on town-wide projects and initiatives.

5. Public Hearing

(This is an opportunity for members of the audience to provide testimony/comments on the specific issue being considered.)

5.a Presentation from Town Manager and discussion by Councilors on the proposed Operating Budget for Fiscal Year 2026; including departmental overviews.

[2025-2026 Town Manager Proposed Budget v2.pdf](#)

[2025.05.05 Pendulum Legal Ad PH FY26 Budget.pdf](#)

6. New Business

(Any items that have not been previously discussed or acted upon.)

6.a Resolution authorizing the Town of East Greenwich to finance the acquisition, construction, improvement, renovation, alteration, furnishing and equipping of public schools and school facilities in the Town and all attendant expenses, including, but not limited to, costs of design, demolition, athletic fields, landscaping, parking, and costs of financing, which schools shall include but not be limited to a new build replacement for the Hanaford Elementary School, renovations and improvements to the Meadowbrook Elementary School, and additions and renovations to the East Greenwich High School and approving the issuance of general obligation bonds and notes therefor in an amount not to exceed \$150,000,000.

[m_Resolution Authorizing_\\$150M.docx](#)

[EG Resolution \\$150M School Construction Bonds DRAFT.DOCX](#)

6.b Change order of contract with the Narragansett Improvement Company, 223 Allens Avenue, Providence, RI 02903 in an amount not to exceed \$97,833.75 for changes in scope and for the total contract award not to exceed \$470,618.75 for the completion of the Donnie Bowen Basketball Courts Improvement Project, with authorization for the Finance Director to advance funding of \$100,110.00 from the Town's Capital Improvement fund balance, \$241,957.14 from the Recreation Development Fund, and the remaining balance of \$128,551.61 from the Recreation Activities Fund, for purposes specified in the recommendation to award this contract.

[NICO Change Order Cost Email.pdf](#)

[NICO Change Order Detail.pdf](#)

[Narragansett Improvements Change Order Recommendation 5.12.25.pdf](#)

7. Public Comments

(This is an additional opportunity for members of the audience to provide public comment. Comments shall be limited to five (5) minutes per person with a maximum of thirty (30) minutes for all items. Speakers may not yield their time to others.)

8. Council Announcements and Comments

(Items may be added to the agenda for informational purposes only and may not be voted on except where necessary to address an unexpected occurrence that requires immediate action to protect the public or to refer the matter to an appropriate committee or to another body or official.)

9. Adjournment

Pursuant to RIGL 42- 46-6, notice of this meeting was posted on May 8, 2025 on the Secretary of State's website, Town Hall, EG Free Library and Swift Community Center and on the internet at www.eastgreenwichri.com. Individuals requesting interpreter services for the hearing impaired must notify the Town Clerk's office at (401) 886-8604 via RI Relay #711 (800-745-5555 TTY) or in writing, at least seventy-two (72) hours in advance of the hearing date.



Town of East Greenwich, RI

TOWN COUNCIL AGENDA TRANSMITTAL FORM

Town Council Meeting Date: **May 12, 2025**

1. Agenda Item (List as it should appear on the agenda)
Minutes from April 28, 2025 (Regular Meeting ~ Open Session)
2. Submitted by (List department and individual, if necessary)
Leigh Carney, Town Clerk
3. Provide a brief description of the item and why it is on the agenda
DRAFT minutes for review and final approval.
4. Provide a suggested Action
Motion to approve
5. Contact person and phone number for questions.
Leigh Carney, 401-886-8604

ATTACHMENTS:

[2025.04.28 Town Council Minutes draft.docx.pdf](#)



East Greenwich Town Council

Regular Meeting

Monday, April 28, 2025 at 7:00 PM

HYBRID IN-PERSON AND VIRTUAL MEETING VIA ZOOM

Town Hall, Council Chambers, 125 Main Street, East Greenwich, RI 02818

Minutes

Town Council (5/5): Mark Schwager, President; Michael Donegan, Vice President; Caryn Corenthal, Renu Englehart and Michael Zarrella

Town Administration: Andrew Nota, Town Manager; Leigh A. Carney, Town Clerk/Executive Assistant to the Town Manager; Andrew Teitz, Town Solicitor; Patricia Sunderland, Finance Director; Rose Emilio, Administrative Services Manager; Timothy Wheeler, Director of IT; Colby Anderson, Communications & Emergency Management Coordinator

1. Call to Order and Pledge of Allegiance

President Schwager called the meeting to order at 7:01pm. Ms. Carney led the Pledge which was followed by introductions.

Moved to Item 3. Acknowledgements

2. Public Comments

(This is an opportunity for members of the audience to bring to the Council's attention any item not listed on the agenda. Comments shall be limited to three (3) minutes per person with a maximum of fifteen (15) minutes for all items. Speakers may not yield their time to others.)

Donna McPhee, 855 Fletcher Road, North Kingstown, thanked Council for proposing to fully fund the schools at 4%. She commented on systemic under-funding, state-aid cuts and advocated for a good-faith collaborative effort to lead the Town through challenging times. She proposed establishing a budget forecast committee.

Erin Logue, 6 Cole Circle, East Greenwich, advocated for collaboration.

Jo Anne Leach, 50 Graham Way, East Greenwich, asked Council to consider the long-term costs of education and advocated for support of librarians, art teachers and para-professionals.

VP Donegan thanked Ms. McPhee for her comments and reviewed the budget process noting that cuts to state-aid attributed to shifts in the funding formula from the federal government. He commented on other challenges in Town such as school construction and loss of pay-go funds.

President Schwager thanked the group for their comments and acknowledged the commonality of being local elected officials and teachers. He provided information about a hearing of the House Finance Committee tomorrow evening on proposed legislation to help restore some lost state aid to education. VP Donegan urged all present to participate at the state level. House Bill H5749.

Moved to Item 7. New Business

3. Acknowledgements

- 3.a Resolution recognizing May 2025 as Mental Health Awareness Month
[EG Resolution May 2025 Mental Health Awareness Month DRAFT.docx](#)
[EGPC Flyer.pdf](#)
[MHFlyer.pdf](#)

President Schwager introduced the item and read the resolution to the assembly.

Motion to approve the resolution recognizing May 2025 as Mental Health Awareness Month moved by Michael Zarrella, seconded by Renu Englehart

Ayes: Corenthal, Donegan, Englehart, Schwager, Zarrella

Motion carried 5 – 0

Ms. Bucci provided some national statistics on mental health and thanked the Council for their support. She noted on Tuesday, May 6th there will be a presentation and program at Swift Community Center focused on mental health. East Greenwich students Tess Karb, Gavin Souza and Min Lombardi spoke about reducing the stigma associated with mental health and thanked Council for their support.

Councilors joined the students in the front of the dais for the presentation of the resolution.

- 3.b Commendation congratulating the East Greenwich/Toll Gate Co-op Boys' Varsity Hockey Team for being named the 2025 Division II State Champions
[2025.04.00 - Amaral - Hockey Champions.doc](#)
[2025.04.00 - Coach Giusti - Hockey Champions.doc](#)
[2025.04.00 - Coach Hagenburg - Hockey Champions.doc](#)
[hockey roster 1.jpg](#)
[hockey roster 2.jpg](#)

Motion to approve the commendations congratulating the East Greenwich/Toll Gate Co-op Boys' Varsity Hockey Team for being named the 2025 Division II State Champions moved by Michael Zarrella, seconded by Renu Englehart

Ayes: Corenthal, Donegan, Englehart, Schwager, Zarrella

Motion carried 5 – 0

Councilors commented on the team's success and congratulated them all on an incredible season.

Coach Jeff Guisti spoke on behalf of the team and was presented with the commendations.

Returned to Item 2. Public Comments

4. Consent Calendar and Communications

(Any agenda item of a routine nature or items provided for informational purposes only; considered under a single action. Any Councilor may have an item removed and considered separately on request.)

4.a Minutes from April 14, 2025 (Regular Meeting ~ Open Session)
[2025.04.14 Town Council Minutes draft.docx](#)

4.b Application for a Class F Alcoholic Beverage License Permit for the [Varnum Member Dinner Meeting](#) being held on May 12, 2025 at the Varnum Armory at 6 Main Street.

Motion to approve the Consent Calendar in its entirety moved by Michael Zarrella, seconded by Renu Englehart

Ayes: Corenthal, Donegan, Englehart, Schwager, Zarrella

Motion carried 5 – 0

5. Reports and Presentations

(Any agenda items requested by the Town Manager, Town Council or Town Solicitor, or any item requiring a formal presentation by boards and commissions, or other agencies.)

5.a Report from Town Manager on town-wide projects and initiatives.

None (topics covered in other items on agenda).

6. Unfinished Business

(Any items that were not completed at a prior meeting.)

6.a An ORDINANCE to amend the Code of the Town of East Greenwich, to repeal in its entirety Chapter 34, Article X, Sections 34-35 through 34-39 entitled "IT Governance Council". (THIRD READING)

[Chapter 34 IT Governance Council Repeal DRAFT.docx](#)

[866 Chapter 34 Boards Committees Commissions IT Governance Council.pdf](#)

Motion to approve an ORDINANCE to amend the Code of the Town of East Greenwich, to repeal in its entirety Chapter 34, Article X, Sections 34-35 through 34-39 entitled "IT Governance Council" moved by Michael Zarrella, seconded by Michael Donegan

Ayes: Corenthal, Donegan, Englehart, Schwager, Zarrella

Motion carried 5 – 0

6.b An ORDINANCE to amend the Code of the Town of East Greenwich, to repeal in its entirety Chapter 159, Article I, Sections 159-1 through 159-5 entitled "Sealer of Weights and Measures". (THIRD READING)

[Chapter 159 Sealer of Weights and Measures](#)

[DRAFT.docx 595 Ch.1-Ch.23 adopted.pdf](#)

Motion to approve an ORDINANCE to amend the Code of the Town of East Greenwich, to repeal in its entirety Chapter 159, Article I, Sections 159-1 through 159-5 entitled "Sealer of Weights and Measures" moved by Michael Zarrella, seconded by Renu Englehart

Ayes: Corenthal, Donegan, Englehart, Schwager, Zarrella

Motion carried 5 – 0

6.c An ORDINANCE to amend the Code of the Town of East Greenwich, to repeal in its entirety Chapter 34, Article V, Sections 34-16 through 34-18 entitled "Finance Advisory Board". (THIRD READING)

[Chapter 34 Finance Advisory Board DRAFT.docx](#)

[701 Compensation terms.pdf](#)

[711 Composition_Compensation terms.pdf](#)

[734 Finance advisory board.pdf](#)

Motion to approve an ORDINANCE to amend the Code of the Town of East Greenwich, to repeal in its entirety Chapter 34, Article V, Sections 34-16 through 34-18 entitled "Finance Advisory Board" moved by Michael Zarrella, seconded by Renu Englehart

Ayes: Corenthal, Donegan, Englehart, Schwager, Zarrella

Motion carried 5 – 0

Moved to Item 8. Public Comments

7. New Business

(Any items that have not been previously discussed or acted upon.)

7.a FY 2024 Annual Financial Report Presentation by Hague, Sahady & Co., P.C.

[East Greenwich FY24 Presentation 04.28.25.pptx](#)

[East Greenwich FY24 FS FINAL Dtd 02 09 25.pdf](#)

[East Greenwich FY24 SA Report FINAL Dtd 03.23.25.pdf](#)

Mr. Nota introduced Ms. Meghan Hyland from Hague, Sahady & Co. who provided a slide presentation on the Town's 2024 audit results:

- Audit Reports
- Financial Statements
- Government-Wide Financial Statements
- Governmental Funds
- Proprietary Funds
- Fiduciary Funds
- Notes to Financial Statements
- Budget and Actual – Town
- Budget and Actual - School
- GASB Pronouncements

Following the presentation, discussion ensued on certain risk disclosures (GASB statement), Town pension funds, deferred outflows and inflows and OPEB. There were no findings or management letters.

Motion to receive and file the FY 2024 Annual Financial Report Presentation by Hague, Sahady & Co., P.C. moved by Mark Schwager, seconded by Michael Donegan

Ayes: Corenthal, Donegan, Englehart, Schwager, Zarrella

Motion carried 5 – 0

7.b Approval of Design Development Plans for Stage III Application to RIDE
[EGPS_TC_2025.0428 DD_FINAL R1.pdf](#)

President Schwager explained how the school construction project has been advancing and that the proposed designs were approved by the School Construction Committee (SCC) on April 17th and subsequently by the School Committee on April 22nd. He acknowledged the Town employees who are involved and the team of consultants including Cory Pinheiro, Project Manager from Consigli Construction, Kristen Kendall, Associate/Project Architect from Ai3 Architects and Kate Turner, Senior Project Manager with LeftField who were all present.

Mr. Nota noted that Council's approval is the final step before submitting Stage 3 designs to RIDE who has been providing favorable feedback on the project's progress to date. Costs estimates are trending downwards which dropping which could potentially benefit the project. RIDE approved the request to reallocate funds earmarked for the high school money elsewhere.

Kristen Kendall, Cory Pinheiro and Kate Turner provided a slide presentation on Design Development including schedule update and RIDE submission as summarized below:

- Design and construction schedule
 - Discussed executing contracts, bid packages and ordering equipment
- SBA/RIDE Process
- EG High School
 - Site plan
 - First floor plan
- Frenchtown Elementary School
 - Site plan
 - Discussed parking
 - First floor plan
- Hanaford Elementary School
 - Site plan
 - Discussed vegetation, stormwater and wetlands
 - First floor plan
- Frenchtown and Hanaford Material Palette
- Exterior Renderings
 - Frenchtown aerial view, main entry, academic wing
 - Hanaford main entry
- Overall Project Budget

- Discussed trends, design contingency and escalation amounts
- Abutter's Home Surveying Plan (all three schools)

Further discussion ensued on the softening of the building's facades at RIDE's request.

Motion to approve the recommendation by the SCC and SC for approval for the professional team to submit Stage III Design Development documents to RIDE on behalf of the owner for their review and approval moved by Mark Schwager, seconded by Michael Donegan

Discussed followed on the progression of estimates (soft and hard costs), timing of early bid packages, procurement of equipment, etc.

Ayes: Corenthal, Donegan, Englehart, Schwager, Zarrella

Motion carried 5 – 0

- 7.c Award of contract to NV5, located at 200 Brickstone Square, Suite 201, Andover, MA 01810, for Commissioning Agent Services, associated with School Construction Project in an amount not to exceed \$344,250 in accordance with the Funding Detail, and authorizing an award of bid and authorizing the Town Manager to execute a contract, subject to Town legal counsel review and as further detailed in a memorandum dated April 24, 2025, from the Town Manager entitled "School Construction Project - Commission Agent Services - Award Recommendation."
[Commissioning Agent Services Memo.pdf](#)
[Bidder reference checks.pdf](#)
[EGPS_Cx Quals Matrix_FINAL.pdf](#)
[NV5_EGPS Cx Proposal.pdf](#)

President Schwager explained what a Commissioning Agent was and Mr. Nota referenced the attached memo for further details and explained why the services were pulled from the original bid package.

Motion to approve an award of contract to NV5 for Commissioning Agent Services, associated with School Construction Project in an amount not to exceed \$344,250 in accordance with the Funding Detail, and authorizing an award of bid and authorizing the Town Manager to execute a contract, subject to Town legal counsel review and as further detailed in a memorandum dated April 24, 2025, from the Town Manager entitled "School Construction Project - Commission Agent Services - Award Recommendation." moved by Michael Donegan, seconded by Caryn Corenthal

Ayes: Corenthal, Donegan, Englehart, Schwager, Zarrella

Motion carried 5 – 0

- 7.d Award of bid to CyberComm, Inc. of Warwick, RI totaling \$1,079,402.89 and Motorola Solutions, Inc. of Chicago, IL totaling \$259,846.46 for the purchase and installation of modernized public safety communications systems and infrastructure as part of the Public Safety Upgrade Phase 2.
[Cyber Comm Bid Result 4.22.25.docx](#)
[COST BREAKDOWN FOR PROJECT.xlsx](#)

Tim Wheeler and Colby Anderson provided an update noting that Phase 2 is for infrastructure (dispatch centers, hardware). Life expectancy is approximately 15 years. Final phase is 3. Integration of multiple systems is inherent of the project.

Motion to approve an award of bid to CyberComm, Inc. of Warwick, RI totaling \$1,079,402.89 and Motorola Solutions, Inc. of Chicago, IL totaling \$259,846.46 for the purchase and installation of modernized public safety communications systems and infrastructure as part of the Public Safety Upgrade Phase 2 moved by Michael Zarrella, seconded by Michael Donegan

Ayes: Corenthal, Donegan, Englehart, Schwager, Zarrella

Motion carried 5 – 0

Returned to Item 4. Consent Calendar

8. Public Comments

(This is an additional opportunity for members of the audience to provide public comment. Comments shall be limited to five (5) minutes per person with a maximum of thirty (30) minutes for all items. Speakers may not yield their time to others.)

There were no public comments.

9. Council Announcements and Comments

(Items may be added to the agenda for informational purposes only and may not be voted on except where necessary to address an unexpected occurrence that requires immediate action to protect the public or to refer the matter to an appropriate committee or to another body or official.)

Councilor Englehart thanked all who participated in the Earth Day cleanup and commended the Police Department for apprehending a bank robber.

Councilor Corenthal commented that the majority of trash picked up on Division Road/Street was alcohol related.

Councilor Zarrella wondered about the possibility of tying liquor licenses to property maintenance.

President Schwager acknowledged the passing of Mr. Angelos Lazarides, father of School Superintendent Alexis Meyer and former owner of the Char-Broil/Kent Restaurant along with his beloved wife Helene.

Councilor Zarrella congratulated his daughter for donating stem cells for a person in Argentina who is battling leukemia.

10. Adjournment

Motion to adjourn moved by Renu Englehart, seconded by Michael Zarrella

Ayes: Corenthal, Donegan, Englehart, Schwager, Zarrella

Motion carried 5 – 0



Leigh A. Carney, MMC
Town Clerk/Executive Assistant to the Town Manager

APPROVED: (PENDING)

AUDIO/VIDEO FILE AVAILABLE ON TOWN WEBSITE

DRAFT



Town of East Greenwich, RI

TOWN COUNCIL AGENDA TRANSMITTAL FORM

Town Council Meeting Date: **May 12, 2025**

1. Agenda Item (List as it should appear on the agenda)
Minutes from May 5, 2025 (Special Meeting ~ Open Session)
2. Submitted by (List department and individual, if necessary)
Leigh Carney, Town Clerk
3. Provide a brief description of the item and why it is on the agenda
DRAFT minutes for review and final approval
4. Provide a suggested Action
Motion to approve
5. Contact person and phone number for questions.
Leigh Carney, 401-886-8604

ATTACHMENTS:

[2025.05.05 Town Council Minutes DRAFT.docx.pdf](#)



East Greenwich Town Council

Special Meeting

Monday, May 05, 2025 at 6:00 PM

HYBRID IN-PERSON AND VIRTUAL MEETING VIA ZOOM

Town Hall, 125 Main Street, East Greenwich, RI 02818

Minutes

Town Council (5/5): Mark Schwager, President; Michael Donegan, Vice President, Caryn Corenthal, Renu Englehart and Michael Zarrella

Town Administration: Andrew Nota, Town Manager; Leigh Carney, Town Clerk/Executive Assistant to the Town Manager; Patricia Sunderland, Finance Director; Rose Emilio, Administrative Services Manager; Andrew Wade, Community Services Director; Al Ranaldi, Planning Director; Timothy Wheeler, IT Director; Colby Anderson, Communications and Emergency Management Coordinator; William Perry, Fire Chief; Col. Stephen Brown, Police Chief; Fred Gomes, Public Works Director; Maria Bucci, Prevention & Support Services Director

1. Call to Order and Pledge of Allegiance to the American Flag

President Schwager called the meeting to order at 6:04pm. Ms. Carney led the Pledge of Allegiance which was followed by introductions.

2. New Business

(Any items that have not been previously discussed or acted upon.)

- 2.a Presentation from Town Manager and discussion by Councilors on the proposed Operating Budget for Fiscal Year 2026.

[2025-2026 Town Manager Proposed Budget v2.pdf](#)

[FINAL DRAFT_05 05 2025 Full Budget Presentation.pdf](#)

President Schwager opened the meeting with a review of the budget process over the past six months and the influences that have affected its creation.

Mr. Nota provided some introductory comments about the budget process followed by an overview of the material and structure of the budget message document that was previously posted on the Town's website. Future budget meeting dates during the month of May (12th, 19th and 27th) and June (9th) were provided.

The Town Manager's proposed FY 2025-2026 Proposed Municipal Budget Program was presented and summarized below:

- Municipal Budget Team

- 2025 Budget Process & Timeline
- 2026 Highlights
 - 4-year surpluses, capital accomplishments, strong collections, public safety investments
- Metrics
 - Police, fire DPW, permits, community services, library
- Budget Document 2025-2026
- \$28.5M Total Budget
 - \$18.76M tax-supported & \$9.76M from revenues
- Summary of Major Budget Impacts
 - Proposed Tax Levy Impact 4.93% (increase \$3,189,250)
 - Proposed Tax Rates
 - Residential Property \$15.46 (increase from \$14.73 or 4.96%)
 - Commercial Property \$27.00 (level funded)
 - Personal Property Tax \$45.50 (level funded)
 - Tax Levy Funded Programs \$67,931,215
 - Town Manager proposed transfers
 - Schools, general fund, debt service, library
- Summary of Expenditures \$90,583,045 (increase of \$3,626,317 or 4.17%)

VP Donegan commented on legislation introduced by Rep. Caldwell and Rep. Shanley (H5749) which would modify/adjust the calculation for the Poverty Loss Stabilization (PLS) Fund from 50% to 75% offering communities more time to adjust their budgets in response to major funding cuts for education.

 - Wastewater Enterprise Fund
- Summary of Major Budgeted Expenditure Impacts
 - Town employment and contractual obligations/challenges
 - School contractual obligations

Discussed average 5-year total budget and tax transfer increases, the term “fully funded” and use of fund balance.
- Combined Statement of Sources & Uses
- Property Tax Rate and Levy History
- Tax Cap Calculation
- Town Manager Proposed Budget – General Fund
- Expenditures by Use Type – General Fund
- All Budgeted Funds Expenditures
- Expenditure Summary by Fund Type
- All Budgeted Funds Summaries
- General Fund Revenues
- State Revenues – Pass Through/Educational Aid

Discussed local meals and beverage tax.
- Summary by Category and Source
- Unassigned Fund Balance
- Property Taxes

Discussed PILOT payments.

- Wastewater and Road Assessment Fees
- State and Federal Aid
- Licenses/Fees/Rents
- Departmental Revenue/Fines/Charges
- Miscellaneous Revenue
- Unassigned Fund Balance
- School Operating Costs & Shared Services
- Full Time Employees
- Position Allocation to Pay Schedules & Pay Plans
- Capital Program
- Capital Improvement Program & Related Debt Service
- Property Tax Disclosure and Tax Rate Calculation

Official public hearing on budget is May 12th at Swift Community Center at 6pm.

Discussion ensued on the following topics: Medicaid revenue, public safety at Camp Fogarty, EG Library and Housing Authority capital needs, commercial tax rates and the preservation of open space parcels.

Mr. Nota clarified that 65% of the Town's tax revenue is transferred to the schools which make up approximately 85% of the district's revenue.

President Schwager commented on the relationship between the Town Council and the School Committee, challenges faced by the district, personnel cuts, sharing information and the use of fund balance.

3. Adjournment

Motion to adjourn at 8:05pm moved by Michael Zarrella, seconded by Renu Englehart

Ayes: Corenthal, Donegan, Englehart, Schwager, Zarrella

Motion carried 5 – 0

Leigh A. Carney, MMC
Town Clerk/Executive Assistant to the Town Manager

APPROVED:
(PENDING)

AUDIO/VIDEO FILE AVAILABLE ON TOWN WEBSITE



Town of East Greenwich, RI

TOWN COUNCIL AGENDA TRANSMITTAL FORM

Town Council Meeting Date: **May 12, 2025**

1. Agenda Item (List as it should appear on the agenda)
Report from Town Manager on town-wide projects and initiatives.
2. Submitted by (List department and individual, if necessary)
Leigh Carney, Town Clerk
3. Provide a brief description of the item and why it is on the agenda
Report from Town Manager on town-wide projects and initiatives.
4. Provide a suggested Action
Informational only
5. Contact person and phone number for questions.
Andrew E Nota, 401-886-8616

ATTACHMENTS:



Town of East Greenwich, RI

TOWN COUNCIL AGENDA TRANSMITTAL FORM

Town Council Meeting Date: **May 12, 2025**

1. Agenda Item (List as it should appear on the agenda)
Presentation from Town Manager and discussion by Councilors on the proposed Operating Budget for Fiscal Year 2026; including departmental overviews.
2. Submitted by (List department and individual, if necessary)
Leigh Carney, Town Clerk
3. Provide a brief description of the item and why it is on the agenda
Presentation from Town Manager on the proposed Operating Budget for Fiscal Year 2026.

Town Manager Proposed Operating Budget FY 2026

4. Provide a suggested Action
Informational only on FY26 Budget by Department
5. Contact person and phone number for questions.
Andrew E Nota, 401-886-8676

ATTACHMENTS:

[2025-2026 Town Manager Proposed Budget v2.pdf](#)

[2025.05.05 Pendulum Legal Ad PH FY26 Budget.pdf](#)

Town of East Greenwich, RI



**2025-2026 Fiscal Year
Town Manager Proposed Budget
All Budgeted Funds**

FISCAL YEAR 2025-2026

PROPOSED

MUNICIPAL BUDGET PROGRAM



MAY 2025

TOWN COUNCIL

Mark Schwager, President
Michael Donegan, Vice President
Caryn Corenthal
Renu Englehart
Michael Zarrella

TOWN MANAGER

Andrew E. Nota

www.eastgreenwichri.com



EAST GREENWICH MUNICIPAL BUDGET

TABLE OF CONTENTS

1. INTRODUCTION (Tab 1)

Section	Page
Town Council Members & Department Directors	1-1
Municipal Organizational Chart	1-2
Municipal Budget Program Introduction	1-3
East Greenwich at a Glance	1-20
School District	1-38
Town Council Priorities & Goals 2025-2027 Term	1-52

2. BUDGET (Tab 2)

Section	Page
Town Manager's Budget Message	2-1
Future Considerations	2-6

3. FUND STRUCTURE, DESCRIPTIONS, AND SUMMARIES (Tab 3)

Section	Page
Governmental Structure	3-1
Budgetary Process	3-2
Town Charter: Article III & IV	3-9
Fund Structure & Descriptions	3-12
Flow of Funds Structure	3-14
General Fund Revenue Summary	3-15
Combined Revenues – All Budgeted Funds	3-16
Budgeted Funds Revenue Descriptions	3-23
General Fund Expenditures	3-31
All Budgeted Funds Expenditures	3-34
All Budgeted Funds Summaries	3-38
Capital Improvement Program & Related Debt Service	3-39
Full Time Employee Summary	3-42



4. GENERAL GOVERNMENT (Tab 4)

Section	Page
Town Manager, Town Council, Personnel & Prevention & Support Services	4-1
Town Clerk, Board of Canvassers, Municipal Court & Probate Court	4-8
Legal Services	4-14

5. GENERAL SERVICES (Tab 5)

Section	Page
Finance	5-1
Information Technology	5-6
Planning	5-9
Community Services, Harbor Management and Senior & Human Services	5-15

6. POLICE DEPARTMENT (Tab 6)

Section	Page
Police	6-1

7. PUBLIC WORKS (Tab 7)

Section	Page
Public Works	7-1

8. FIRE DEPARTMENT (Tab 8)

Section	Page
Fire	8-1

9. NON-DEPARTMENTALS (Tab 9)

Section	Page
Insurance & Claims	9-1
Human Service & Outside Agencies	9-3



10. SCHOOL UNRESTRICTED FUND (Tab 10)

Section	Page
School District	10-1



Town Council Members & Department Directors	1-1
Municipal Organizational Chart	1-2
Municipal Budget Program Introduction	1-3
East Greenwich at a Glance	1-20
School District	1-38
Town Council Priorities & Goals 2025-2027 Term	1-52

**FISCAL YEAR 2025-2026 PROPOSED
MUNICIPAL BUDGET PROGRAM
TOWN OF EAST GREENWICH, RHODE ISLAND**

Town Council Members & Department Directors and Managers



Provided below is a list of the Town Council members, and the Town’s department directors and division managers, current through May 2025.

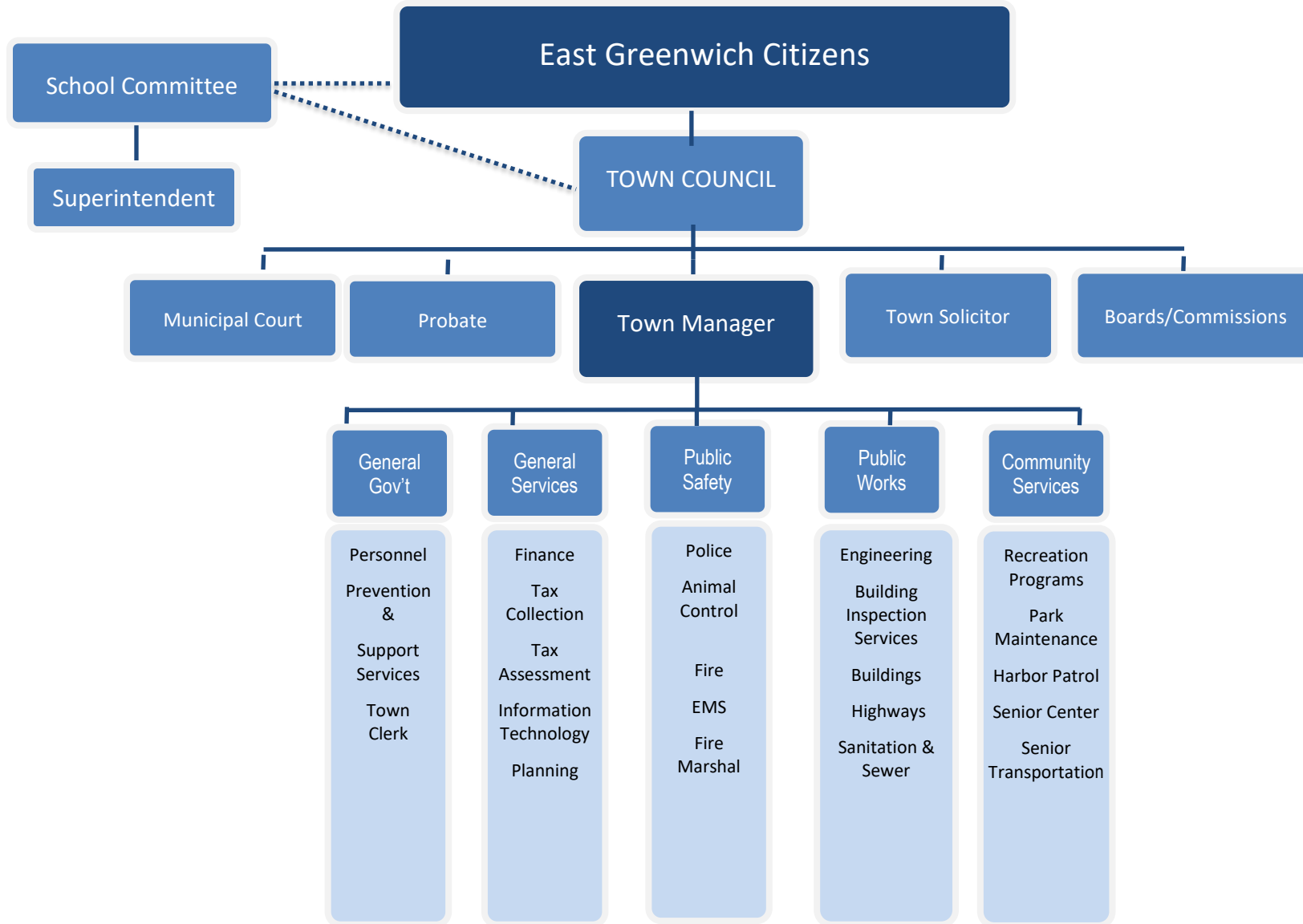
East Greenwich Town Council

Town Council President	Mark Schwager
Town Council Vice President	Michael Donegan
Council Member	Caryn Corenthal
Council Member	Renu Englehart
Council Member	Michael Zarrella

Municipal Department Directors and Managers

Town Manager	Andrew E. Nota
Town Solicitor	Andrew M. Teitz
Town Solicitor	Peter Skwirz
Administrative Services Manager	Rose M. Emilio
Town Clerk	Leigh A. Carney
Deputy Town Clerk	Elaine Vespia
Finance Director	Patricia A. Sunderland
Finance Manager	Jeanna Krukowski
Town Assessor	Chelsea Romano
Director of Community Services	Andrew J. Wade
Recreation Manager	Rachel Arbige
Senior Center Manager	Erin McAndrew
Superintendent of Parks & Grounds	William Pagliarini
Substance Abuse Prevention & Mental Health Services	Maria Bucci
Information Technology Director	Timothy Wheeler
Director of Planning	Albert Ranaldi
Town Planner	John Studley
Chief of Police	Stephen J. Brown
Deputy Police Chief	Robert Siple
Fire Chief	William Perry
Fire Marshal	Michael Carreiro
Director of Public Works	Fred Gomes
Deputy Director of Public Works.	Jonathan Pratt
Highway Superintendent	Michael DiCicco
Wastewater Superintendent	Shawn O’Neill
Building Official	Interim James Tavarozzi
Assistant Town Engineer	Ernesto Polo

Municipal Organizational Chart





INTRODUCTION

TO:	THE HONORABLE TOWN COUNCIL
FROM:	ANDREW E. NOTA, TOWN MANAGER
SUBJECT:	MUNICIPAL BUDGET PROGRAM FISCAL YEAR 2025-2026
DATE:	MAY 2025

INTRODUCTION

The FY 2026 Town Manager’s budget proposal has been crafted with a strategic focus on addressing economic and social challenges, enhancing the public education program, investing in municipal infrastructure and effectively managing debt and taxes in a sustainable manner. By prioritizing the allocation of resources in using a balanced and efficient approach, this budget is designed to target these specific areas in improving the management and delivery of services for all residents, and in turn the community can move toward and experience an improved quality of life in their community. It is imperative to prioritize these key areas, in being flexible, while not reactionary in our approach, to ensure the well-being and advancement of the community as a whole, without leaving various population segments behind in avoiding or lessening the quality and type of services being provided in the municipal program.

This budget proposal was developed during a period of significant uncertainty in the economy, as we react to inflationary pressures, and uncertainty at both the State and Federal levels. We have clearly moved past the disruption of Covid, and the many other influences that came during and immediately following that specific period. The national and regional economies continue to transition following the national election in 2024 and in various ways will be trickling down to the local and state levels impacting our community in a more direct fashion. The local economy has sustained various economic impacts, including workforce volatility, inflationary pressures, competing infrastructure investment decisions, substantial residential, commercial and tangible tax role growth, state education aid reduction as well as other business and societal impacts. As we work through the 2026 fiscal program, it has become even more important to rethink budgeting practices, an approach that traditionally doesn’t afford much opportunity for significant change in a municipal setting. In working through this process, the community will face an inconsistent economic environment that remains variable, influenced by differences in approach and goal setting, state/federal policy, and other matters that has magnified certain local issues touching resource allocation, sustainability, public education, equity, resiliency, public safety, service delivery and more, all requiring more resources and new solutions to funding and service challenges. However, municipalities seem to always find themselves facing resource limitations or at least the idea of competing



priority interests, so this is not a new challenge for any Town, including our own to be facing. Our local focus has shifted to target an effort to budget for the services that the community needs, the types of relief being requested and defending the need to deviate away from funding initiatives based on an emotional basis or the isolated priorities of various advocacy groups, in order to focus on matter that will advance the whole community. To be annually successful in this community-based effort, is becoming increasingly challenging as the focus seems to be less on balance and more on advocacy wants, with less thought being placed on where and how the needed resources may be derived and on the short and long-term impacts.

The budget remains arguably the most important policy document a municipality produces. If we accept this premise, then the budget has a big influence on a community's ability to advance and in uniquely defining what "advance" means in each community. Municipalities are being asked to deal with issues of increasing complexity in an environment of declining trust in government in general. This change in environment means that traditional approaches to budgeting may no longer have the same value they once did or be as effective. Further, today with a proliferation of new technologies, a better understanding on how people make decisions, and a better appreciation of the importance of balance and equity in budgeting, there are opportunities to make positive change in the process. These are opportunities to facilitate cultural changes and embrace new approaches to budgeting at all levels.

In ongoing research coordinated through the International City/County Management Association, (ICMA) an organization founded on the Council/Manager form of government, and the Government Finance Officers Association (GFOA) these organizations have launched an initiative that is close to completion, called Rethinking Budgeting. This research has been ongoing for the past three years, culminating in the following four major elements. The focus of this effort is provided below in summary form, gleaned from an initial release of information and progress report of this ongoing joint effort of these two organizations. The Administration follows such projects to learn from these exercises, ways in which to improve our own local processes and to stay current in defending our actions.

Rethinking Budgeting

1. Budgeting Criticisms:

- One of the most prominent criticisms of government budgeting is that such decisions all seem to be based on historical precedent (or what people already know) and that this approach is more backward looking than forward. Such past decisions are frozen in time, where they were once maybe affordable and relevant based on other factors that are typically different than the issues you may be facing today.
- A second major criticism is that this type of traditional budgeting today is not strategic. In this context, ICMA noted that spending is isolated to line items of day to day operations and that these isolated decisions don't look at the big picture results impacting the entire organization and/or community. This shows itself annually as government tends to be slow in adopting new



methods of operating and in coordinating solutions to complex issues, that may require new approaches to be successful.

- The final major criticism is that today's budgeting is a zero-sum game with winners and losers. This power dynamic rewards the stronger groups and eliminates or weakens the smaller groups not that these smaller groups are any less important. Collaboration is generally known to be necessary in achieving outcomes that are better overall for an organization or an entire community. Traditional budgeting typically focuses on inputs and not on outputs or results. The other downside is that this approach can further create isolated silos, which were once thought to be a thing of the past, although in some places they remain vibrant and strong.

In this same research was a robust discussion on the two widely recognized innovations, being Zero-based budgeting and Priority-based budgeting.

Although some have begun to test out these new approaches, many of the traditional approaches remain and are valued by many municipalities across the country. Some of the advantages to this traditional approach include:

- Simplicity: Because budgeting can at times be difficult to understand this is generally an easier method to understand and calculate. Because the traditional approach doesn't address larger strategic issues the process can be less demanding on participants, time and attention than a more comprehensive process may otherwise be.
- Control: Individual line item review provides for clear accountability in those lines. This approach limits significant change, thus lessening risk in that specific area.
- Predictability: Historical precedent is often widely accepted to justify future decisions. This sets expectations in the budget process and attenuates potential conflict in reducing uncertainty amongst stakeholders.
- Flexibility: Goals can be more easily changed as they are limited in scope and not overarching strategic initiatives. As the budget is not committed in a strategic direction, officials at times may have more control on policy implementation.

In evaluating the traditional budgeting approach, its limitations are real and remain in place, as well as its notable strengths in its continued use in municipal budgeting. In this research they focused on three areas that made traditional budgeting less tenable than in the past.



Threats to the Budgeting Status Quo:

- 1) The traditional approach is viewed as not having a good response to resource declines in revenue, aid, grants, etc. Much of the traditional approach rests on distributing revenue increases to various stakeholders to maintaining a stable budgeting process.
- 2) The second issue is political conflict – As we see political affiliation becoming more important it presents the potential of conflict at the local level in terms of maintaining stable leadership and community decision making. Declining Trust has also accompanied political conflict.
- 3) The final issue is volatility – this challenge revolves more around information, access to it and the volume of information that is available today. Volatility can challenge the stability of organizations as all such groups require legitimacy to accomplish their goals and mission. The traditional approach is felt to lack the ability to provide legitimacy. New information and ideas do not defer to historical precedent, and the traditional approach does not have a good means of securing feedback that may be sufficient to rapid change in a community.

Positive Impacts that support Budget Change:

In recent years there has been several positive developments that gave some positive chance for budget change. Some of the pathways used to make such change included:

- 1) There are different mental models of how something works. The common model as referenced earlier is the zero-sum game, where we have winners and losers in a process. The other option is the Financial Foundations Framework that rests on five substantive ideas:
 - a. Establishing a long-term vision
 - b. Build Trust and Open Communication
 - c. Use Collective Decision Making
 - d. Create Clear Rules
 - e. Treat Everyone Fairly
- 2) Developing a better understanding as to how people make decision – this address issues pertaining to cognitive bias and the potential of underestimating future uncertainty and assumptions behind budget plans.
- 3) Technology can dramatically improve and expand communication and at the same time reduce certain types of communication – this provides for improved methods in communicating with residents. Technology can reduce budget costs and improve efficiency, although one must be comfortable with the extent of remote communication versus in-person or other direct contact.
- 4) There are more issues with matters of fairness in the budget – Today it seems as if people are more unwilling to accept issues of unfairness. Conventional budgeting typically avoided such conflicts and



reduces such risk, although in today's discussions this may not always be the path accepted by community members.

As East Greenwich plans for the future, it should be anticipated that our community will fill important roles through their service offerings in support of community health, resident protection and overall quality of life. In an environment of limited and tightening public resources, increased community health needs, changing demographics, and an emphasis on interlocal collaboration, many communities have renewed their focus on the contributions their governments make or could make, to advance healthier communities, even if the main local public health responsibilities reside outside of their organization at the state level, like here in Rhode Island.

It was noted over this past year, that a healthy and vibrant community does not just happen, it is created mainly by a series of social, economic, environmental, behavioral and cultural factors. Municipalities and its leadership play a critical role in shaping community health, wellness and professional/community culture through the services they provide: drinking water, public safety, parks, planning, programs, prevention and mental health counseling, human and senior services, and others. Acknowledging this responsibility, local leaders continually review, analyze, and work to improve service delivery and communication with the public.

In East Greenwich, a focus on the critical areas involving substance abuse impacts, as well as mental health support and the needs of local marginalized populations began several decades ago and is being further developed today to address the changing needs of the time. It has been found that this leadership role is critical in order for municipalities to address increasing public health needs with limited resources. Local government leaders are also recognizing that healthy communities have established a culture that is supportive of healthy choices. A major point of this research was that public health was not considered a department but rather a community value. Developing this value internally in the local government and throughout the community requires leadership, resources, and patience. Reshaping a community's infrastructure so that it supports healthy living, such as improved and accessible pedestrian ways, increasing density, adding and improving our parks system, and expanding transportation opportunities, will occur only after a prolonged commitment over many years. As we all know, people will not change their habits overnight and will need continued education and support to embrace a new way of doing things. When this happens, the benefits are many: better quality of life for residents, improved overall health, and in some cases, higher property values and economic growth, some of which we have already started to realize.

Organizational Culture

The Town Administration has been working to slowly change the professional culture of our local municipal workforce over the past 6 years. Modifying and redirecting a municipal organizational culture can be a complex and challenging process. Municipal leaders can initiate a culture change in a City/Town by first clearly defining the desired cultural values and behaviors that align with the organization's goals and mission. In my experience,



this can involve communicating the vision for the new culture to all employees, engaging them in the process, and providing training and resources to support the change. Additionally, management should lead by example, demonstrating the desired behaviors themselves and holding employees accountable for upholding the new culture and performance standards. Regular feedback, communication reinforcement of the new cultural norm is essential to ensure a successful and sustainable culture change within the organization.

Some added best practices recommend:

1. **Leadership Commitment:** It is important to ensure top leadership is fully committed to the cultural change and actively supports it throughout the organization. Alignment with the community's goals is necessary;
2. **Communication:** Clearly communicate the reasons for the cultural change, the desired outcomes, and the role of each individual in the process;
3. **Employee Involvement:** Involving employees at all levels in the change process, seeking their input and feedback to ensure buy-in and ownership;
4. **Training and Development:** Provide training and development opportunities to assist employees in understanding and adapting to the new culture and changes;
5. **Accountability:** Hold individuals accountable for their actions and behaviors in alignment with the desired culture and outcomes;
6. **Celebrate Successes:** Recognize and celebrate achievements and milestones in the cultural change process to maintain momentum and motivation;
7. **Continuous Improvement:** Encourage a culture of continuous learning and improvement, where feedback is valued and used to drive further change.

As the Town continually reassesses our existing services, our capacity to both offer and afford the services we wish to attain in our community either at the present level or an expanded level, we must better understand the value of Public Safety (Police/Fire/EMS) prevention services, Educational Services, Community Services, and notably Human Service prevention in the forms of Substance Abuse and Mental Health Services. The Town in recent years has broadly expanded our commitment to refining this service type and creating access to these services for all age populations and marginalized segments within our community. A separate budget program has been developed to focus on these services and various revenue sources from the State and at times Federal level have become available to support our efforts at the local level of government. It is the Town's intention to delve into these areas over the next several years in more closely assessing local needs and the best way for the community to approach the delivery of these types of critical support services to our residents.

BUDGET TRANSITION

The Town budget, similar to the state's budget, has been dramatically affected by the COVID-19 pandemic over the prior four fiscal years, although heading into FY26, we have advanced past such influences and are now



preparing for the national influences that are impacting the State and Municipal levels of government. With having functioned during that period in a subsidized environment and higher-than-anticipated revenue projections at the state level with unprecedented levels of federal funds having been made available, we're now facing the complete opposite with a dramatic reduction in access to such funding, and preparing to complete the projects funded with such resources in prior years, and advancing various plans with little to no expectation of additional funding being available for the foreseeable future.

Current Conditions Index:

At the end of 2024, the Current Conditions Index developed by Rhode Island, Economist Len Lardaro noted that a marked slowing of the Rhode Island economy was occurring, as its values fell from June through December. This was later confirmed by growth data, as economic growth declined from 3.6% in Q3 of last year to 1.9 percent in Q4. At the start of this year, the CCI remained at its neutral value of 50, as only six of the twelve indicators improved relative to a year ago. He further noted that there were a few indicators that were performing reasonably well, in spite of the two-month string of neutral values.

In February 2025, he reported that this was an extremely weak month for Rhode Island's economy. Not only did the CCI fall into its contraction range, 42, as only five of its twelve indicators improved, the key indicator whose overall performance had remained strong since the pandemic, Retail Sales, fell for the first time since May of 2023. He had stated in previous reports that when this indicator lost its momentum, he would typically express serious concern. In following this point, he commented that the cardinal rule of following economic activity is to never place too much weight on an indicator value for a single time period. As this is the first such occurrence, he did not draw any major conclusions, as it also occurred during a leap year month and it is possible that my seasonal adjustment, which allows for differences in monthly days, may have missed some of this, leaving residual seasonality. At the present time, he believes that Rhode Island has entered a Growth Recession. The FI (First In) of FILO (Last Out), appears to be alive and well. To be clear, Lardaro noted, this is not a full-blown recession. Instead, it is a period where the rate of economic growth has slowed so much that the Unemployment Rate begins rising. With the recent three-month string of higher jobless rates, they can no longer be rationalized by a rising Labor Force, which has now been flat or declining on a monthly basis since October. Obviously, he noted, that this is not where we want our state's economy to be heading into a period of national economic weakness exacerbated by a tariff war, but that's where we find ourselves.

Overall, only five of Lardaro's twelve CCI indicators improved in February relative to a year ago, as did only one of its five leading indicators. For now, the yearly uptrend in our state's Labor Force (+0.3%) remains although it is threatened by monthly deterioration, resident employment has decreased yearly for the last two months while the Employment Rate has fallen on a yearly basis for every month since last June. The Unemployment Rate rose further in February to 4.7%, its third monthly increase. Even before the tariff disruption, the national economy's weakness had negatively impacted Rhode Island, as FI (First In) had reemerged. Sadly, he noted, as



we begin to confront large state budget deficits, the state’s economic momentum will slow further, either prolonging the Growth Recession or transitioning us to a fullblown recession.

RI Public Expenditure Council

The Rhode Island Public Expenditure Council (RIPEC) in a recent RI Key Performance Indicator (KPI) briefing, by Michael DiBiase, RIPEC President and CEO offered the following comments regarding the fourth quarter of 2025 and the FY2026 budget outlook:

In April, the Rhode Island Public Expenditure Council (RIPEC) has released a new report, *Rhode Island’s State and Local Tax Shift*, analyzing a major shift in Rhode Island’s mix of state and local tax revenues, with significant implications for education funding, the state’s economy, and housing affordability.

RIPEC’s report finds that Rhode Island’s tax system has undergone a profound transformation in the last several years. While property taxes remain the largest single source of state and local tax revenue, their share of the total revenue mix has declined as state tax revenues—primarily income and sales taxes—have grown at a much faster rate, exceeding the rate of inflation. Meanwhile, local property taxes have increased more slowly than inflation, even as property values have boomed.

“In Rhode Island, local taxes paid on properties of similar value can differ greatly depending on the city or town where the property is located and how the property is classified,” said RIPEC’s President & CEO Michael DiBiase. “As Rhode Island experiences a rapid shift in property values and tax burdens, it is critical that state and local policymakers take steps to make our property tax system fairer and more sustainable.”

“This report highlights key challenges around the way we raise tax revenues to fund K-12 education—some of the state’s least wealthy districts experienced relatively low increases in state education aid and even smaller increases in local aid,” added RIPEC’s Director of Policy & Research Justine Oliva. “Given the inequities between taxpayers and communities, the report provides a roadmap for reforms to promote economic opportunity, housing affordability, and equitable school funding.”

Key Findings:

- Net assessed property values have surged by nearly \$50 billion since FY 2022, marking a 37% increase, with residential real estate driving this growth.
- The cities with the lowest per capita property wealth and median incomes have seen some of the most dramatic property value increases.
- Property tax burdens have been shifting at an expedited rate from residential homeowners to businesses, landlords, and renters, contributing to higher rents and barriers to economic growth.



- Rhode Island’s K-12 education funding also has seen a shift, with state aid growing nearly three times faster than local contributions between FY 2019 and FY 2023. At the same time, urban school districts have received a declining share of new state aid.
- Significant disparities exist in property taxes across and within cities and towns. A small to medium-sized business located in municipalities like Providence, Central Falls, Johnston and West Warwick, pays over \$20,000 more in property taxes than their counterparts elsewhere in Rhode Island and in other New England cities.

Recommendations:

Based on these findings, RIPEC makes several policy recommendations aimed at increasing tax fairness, ensuring equitable education funding, and promoting economic opportunity and affordability:

- Reforming the education funding formula to better direct state resources toward urban districts with lower property wealth and higher concentrations of students in poverty, while also requiring meaningful contributions from local governments.
- Implementing a constitutional amendment to prevent excessive disparities in tax rates across property classes.
- Maintaining Rhode Island’s 4% levy cap to protect taxpayers against sudden tax spikes.
- Considering an annual property revaluation schedule to create a more predictable and equitable tax system.
- Expanding targeted property tax relief for low-income senior citizens and other vulnerable taxpayers.

In addition to this report, RIPEC has launched a new interactive data dashboard to serve as a resource for Rhode Islanders—including state and local policymakers, businesses, and property owners—seeking important information about property taxes. The dashboard includes tools for comparing and sorting key data along factors like year, community, and property class. It features state and municipal-level data on property values, property tax rates, property tax levy increases, K-12 revenue increases, and more.

RIPEC FY2026 State Budget

The Rhode Island Public Expenditure Council released a report examining the state’s fiscal outlook ahead of the FY 2026 state budget process.

The Rhode Island Public Expenditure Council (RIPEC) released a report examining the state’s fiscal outlook ahead of the fiscal year (FY) 2026 budget process. RIPEC’s report explored the magnitude and causes of the state’s projected funding gap for FY 2026 and analyzes the major drivers of the deficit. The report finds that the funding gap, identified by the state budget office in October 2024 as having ballooned to nearly \$400 million, is now approximately \$300 million as a result of projected revenue and expenditure adjustments determined at the state’s November Estimating Conferences.



“While the financial outlook for the FY 2026 budget has improved, the projected funding gap of about \$300 million is very problematic, representing more than five percent of the current level of state spending,” said Michael DiBiase, President and CEO of RIPEC. “After years of abundant federal funding and large state surpluses, the governor and General Assembly must now closely evaluate spending to bring expenditures in line with available resources.”

The report finds that the primary driver of the projected deficit for FY 2026 is the use of substantial one-time revenues to pay for recurring expenditures in the current FY 2025 budget. In its May 2024 report on the governor’s proposed FY 2025 budget, RIPEC highlighted the use of one-time revenues as contributing to the sizable structural deficit. Despite the availability of substantial additional revenues, the funding gap was not substantially improved in the final enacted budget for FY 2025.

RIPEC also found other drivers of the projected deficit, with state spending on health and human services representing the greatest challenge. Spending in this area is projected to grow at rates more than twice the rate of available revenues, with Medicaid, the largest component of spending in this area, projected to increase by about 6.5 percent in FY 2026, despite only a modest expected increase in enrollments. The report found the details underlying the assumptions for projected increases in Medicaid spending to be unclear.

State spending on K-12 education is another major contributor to the projected deficit. Driven almost entirely by inflation factors in the funding formula, K-12 expenditures are projected to grow in FY 2026 by 4.6 percent, significantly exceeding the projected growth rate of general revenues (2.5 percent). Despite the continuing generous growth in state K-12 education aid, RIPEC found that the allocation of funding has become less equitable over time, with urban core districts receiving a smaller proportion of additional state funding over the past four years.

Spending on state personnel is also a significant contributor to the projected budget deficit for FY 2026 as a result of COLA increases beginning in FY 2025 that were not funded in the FY 2025 budget. While a driver of the deficit in the short term, personnel expenditures are not projected to exceed the rate of revenue growth in the future, although such projections do not include the financial impact of future collective bargaining agreements.

“The large budget deficit projected for the FY 2026 budget represents a spending problem—state revenues are increasing roughly at the rate of inflation,” said Michael DiBiase. “Faced with fiscal constraint for the first time in several years, policymakers should now focus on evaluating the effectiveness of program expenditures.”

RIPEC’s report noted the state uses elements of evidence-based decision-making throughout its budget process and that the state approach has been highlighted by national studies as a positive example of performance-based budgeting. However, it is unclear to what extent these elements inform funding decisions.

Based on the report’s findings, RIPEC has made the following recommendations:



- The Assembly should curtail spending growth and limit the use of one-time revenues to pay for recurring expenditures.
- Policymakers should focus on better managing the growth of health and human services spending.
- Policymakers should pursue comprehensive school funding formula reform to make spending more sustainable and equitable.

- Expenditures on personnel should be closely monitored to ensure that spending does not contribute to future deficits.
- Policymakers should focus on evaluating programs, including through more robust and transparent performance management.

AMERICAN RESCUE PLAN ACT (ARPA)

The U.S. Department of Treasury launched the Coronavirus State and Local Fiscal Recovery Fund, established by the American Rescue Plan Act of 2021. The Act contains \$350 billion in emergency funding for eligible state, local, territorial, and Tribal governments. Of the \$350 billion, Rhode Island received \$1.8 billion.

The total allocation for the Town of East Greenwich is approximately \$3.92 Million. The funds have been distributed to the States and municipalities over the past next year. The amounts are broken down in two components, as follows:

- Non-entitlement Aid to Municipalities - \$1,373,252
- County-based Aid to Municipalities share - \$2,548,406

The Council has supported a well-balanced ARP investment Plan in both capital initiatives and need programmatic elements totaling \$3.92 million, as evaluated and prioritized by the EG-ARP Task Force. Many of these investments touch improvements associated with our local Covid health response, while others impact critical public safety communication and infrastructure elements, resiliency and environmental protections, technology preparedness, emergency response infrastructure, education impacted learning loss, outdoor spaces, and administrative support, public health support in prevention and mental health services, and local economic development and community program enhancement. These funds will be integrated with the Towns annual and long-term capital programs as well as provide supports for various targeted programs eligible under this federal program.



The timeframe for individual project commitment of this funding is December 31, 2024 and for the full expenditure of funding by December 31, 2026. To date the Town has spent \$2,042,943 and encumbered other projects in accordance with the U.S. Department of Treasury 's Final Rule, the balance of \$1,878,715.

PROGRESS and OUTLOOK

In today's work environment and in preparation for the 2026 Fiscal Year, the Town's professional team in providing this budget document, has prepared a balanced budget program with an expectation that operations will remain generally stable during this period, with some routine and unique fluctuations in both expenditure and revenue categories. Some anticipated impacts will stem from continuing organizational changes, enhancement of staff positions in several departments, maximum school transfer of 4% , a commitment to the annual capital program, expenditure adjustments, grant and reimbursement support, coupled with modest fee increases in select areas, integration of ARPA funding, and the use of unassigned fund balance. Some of these proposed actions will involve:

- Proposed utilization of \$500,000 in unrestricted fund balance for temporary revenue loss and one-time expenditures. FY2025 thus far has revealed an unpredictable economic environment and labor climate, with the potential of added inflationary pressures, higher borrowing rates, an expectation of less state/federal support reflects that it will be beneficial to maintain a more conservative approach until we realize further stability.
 - As we proceed with investing the ARPA funding, it is anticipated that the Town will work to begin reducing fund balance use in the coming years, as we approach the deadline for federal funding commitment as of December 31, 2025 and program spending as of December 31, 2026;
 - The Town's Unassigned Fund Balance is projected to approach 13.88% of FY2025 expenditures, (an increase from 13.78% in FY24) including General Fund, School Tax Transfer and Debt as we close out FY 2025. It is anticipated that the significant growth we have been able to realize in this reserve will slow in the coming years, although still maintain some level of minimal growth on an annual basis, until our goals are reached. The GFOA general standard is to achieve a 10% - 17% threshold depending on the unique aspects of a community and its overall risk profile. The administration will continue to work in bolstering the fund balance in working toward a 17% total in the coming years. This total is for the entire community and all Town Departments inclusive of the School District. The advancement of the reserve will be even more important in maintaining our present bond rating, should the community take on significant debt associated with the School Master Planning process.



- Budgeting for generally stable and slightly gaining revenue projections as the economy undergoes volatility in certain sectors. The Administration is continuing to monitor economic and inflationary pressures that could negatively impact collection rates and increase pressure on certain cost centers.
- Planning and implementing new technology to support an expansion of on-line public services and an upgrading of internal technology to support increased efficiencies for the Town and School Administrations (i.e. Munis – financial Management System, Town Clerks office services, internal Public Works software, Fleet Maintenance and Utility Billing and Public Portal, Public Engagement Platform, Updated Website Platform, Community Services and Senior Services Program software);
- Implementing over (\$627,361) in municipal operating and capital (reductions) during budget development while also looking toward increased efficiencies in our service delivery and in stabilizing and restructuring the overall workforce size and makeup; Additional reductions and reallocations of funding were made prior to budget development beginning, through the use of grant and ARPA funding options.
- Engaging in continued research and implementation of energy aggregation, street light replacement program and renewable energy initiatives are all anticipated in FY25 – FY26 as a long-term cost savings and environmental improvement measure;
- Engaging community research and public engagement on major community initiatives, including: Main St, Rehabilitation, Swift Community Center Improvements, Waterfront Study and Project, Parking Study, Public Safety (EGPD/FIRE/EMS) - Facility, Equipment, and Staffing Needs Assessment, Community Comprehensive 10-year Plan Update, Growth Management and Affordable Housing, Community Services Facility and Programmatic Master Plan Assessment and Projects and the School Districts Infrastructure Master Plan Development;
- Focus on community priorities as articulated in the Town Council’s Goals and Objectives. These priorities focus on goals relating to: Fiscal Policies and Practices, Communication and Education, Core Services and Facilities, Land Use, Housing and Growth Strategies, Sustainability, Environmental and Natural Resources, Cultural and Historic Resources, Economic Development, Circulation and Traffic, Special Needs Populations, New England Institute of Technology, and Public Safety/Fire & EMS services;
- Providing continued support of the School Operating and Capital Programs, in concert with available State Aid, and Federal Funding, managed use of available Unassigned Reserve funding and a reduction in certain expenditure line items. The use of reserves should be coordinated in a phased-out approach, depending on the available balance in the coming years, as any federal supplement or surplus accumulation begins to reduce the overall total into an appropriate range within the School District. The



District has chosen to rely heavily on their reserve over a 4-year period in creating a structural deficit in the Districts funding.

- The School District will need to address the need for a balancing of a) operating program need, b) maintenance of an unassigned reserves and c) significant investment in infrastructure, requiring a long-term debt obligation. These initiatives cannot be sustained simultaneously, without significant financial pressure being placed on the local tax base and directly on local residents and businesses.

In spite of a more unpredictable and volatile short-term economic outlook and a more cautious budgetary tone this year's program seeks to make progress in the following ways:

- Preserving funding in all operating programs to provide for necessary service delivery;
- Creating a flexible environment, utilizing town funds and alternate revenue sources to address changing community needs, in anticipation of a reduction in available State and Federal resources in the coming years. This anticipated change will involve a reduction in year-end surplus balances on the municipal side causing a lessening of the potential future use of Capital project transfers at year-end to supplement the CIP program, placing greater pressure on the annual Pay-Go CIP program;
- Closely monitoring the changes that may be needed in positioning the Town to address its debt requirements in advance of major infrastructure improvements that will require debt issuance in the next 2-4 years.
- Address recruiting and retention needs as they arise and be opportunistic in filling needed positions in the area of 1) Parks, Highway and Wastewater Operator positions, 2) Purchasing and Risk Management, and in keeping vacancies to a minimum in Public Safety (Police/Fire/EMS).
- Maintain a planned focus on our Community Services Program including Park, Recreation and Senior Services programming in enhancing service levels; also complete additional improvements to the Swift Community Center and possible future integration of the Eldredge School into a town-wide community and education center for all population segments.
- Further discuss and review the assessment and investment in Public Safety/Fire & EMS equipment, training, services and staffing to ensure we have an adequate workforce in place to address community needs;
- Maintain a commitment to program Sustainability and necessary Hazard Mitigation planning;
- Improve and redefine the local EMA program to ensure sustainability in preparation for future emergencies;



- Maintain a commitment to updating internal policies including new human resource policy development, various finance policies and public safety policies, in compliance with accreditation requirements.
- Continue to enhance and expand collaboration directly with community groups, agencies and advocates, in addressing underrepresented populations, equity and disparities that may institutionally exist in local government while supporting an open and supportive community dialogue on these and all related diversity matters of importance to the community.

In terms of other influencing factors as noted earlier, economic activity and legislative changes within the State will most certainly have an impact on municipalities in the form of state/federal aid and various mandates over the next year. As we have seen more recently, the support of federal funding and program support relating to ARPA funding, various state initiatives, unemployment, health and job programs, and other related stimulus-based programs, can directly have an impact on Rhode Island's workforce and on our future local investments.

Although revenue projections appear consistent as we look forward to FY26, state and federal funding is lessening, as programs are scaled back and becoming more competitive for this budget cycle. This matter becomes more paramount should programming be expanded and/or diversified in any large-scale program without a sustainable long-term funding plan in place. In East Greenwich, the loss of state aid in general or specifically in education aid or reformulation of how education aid will be distributed which is presently being considered, would have a material impact in all aspects of our operation, including but not limited to infrastructure, equipment, programs, services, staffing levels, public education and ultimately resulting in a direct impact on residents. The State aid to the community in FY2025 was significant as the Governor and ultimately the Legislature supported a strong budget allocation for East Greenwich. As we look forward the future does not look as strong in this area.

In FY2026 is projected a nominal increase in the traditional combined pass through and state aid of \$139,697, including growth in pass through aid of \$42,560 and in appropriated aid of \$97,136. In FY 2025 with changes in the Tangible Property Tax, the Town received an additional \$546,636 in funding, that appears during the present fiscal year. This funding amount is reoccurring and will be received annually, and is now budgeted as anticipated revenue in FY2026. This change has modified our expectations for state aid, from the original increase of \$139,697, now to an estimated \$579,147 above the adopted FY2025 total. In prior years, aid in certain categories was supported with added federal funding, although that has changed in how the full extent of the projected \$6.1 mil. in education aid and over \$5.387. mil. in appropriated and pass-through municipal aid is estimated. The Governor's proposed FY 2026 Education Aid totals \$6,099,965. This total includes \$5,574,022 in Formula Aid, \$525,943 in High Cost Special Ed. Categorical Costs.

Since 1981, Rhode Island's Cities/Towns have been required to maintain balanced operating budgets. In 1993, the General Assembly established state authority to form a budget and review commission in the event a



municipality's bond rating fell below investment grade with a threat of default, empowering such commissions to impose taxes and make appropriations to prevent a deficit and restore financial stability. In 2003, the General Assembly enhanced the state's control over municipal finances to allow for more continuous monitoring and response to municipal budgeting. This new process requires municipalities to submit annual budget reports to the state office of municipal affairs; if these reports show a deficit, the municipality is required to submit a corrective action plan for approval by the municipal affairs office. If the plan is deemed insufficient or is not submitted in a timely manner, the state can ask the superior court for mandatory injunctive relief, implement a budget review commission, or withhold state aid. During the Great Recession, cities and towns in Rhode Island and across the United States found themselves in fiscal straits as a simultaneous drop in home values and state aid meant that the two largest sources of municipal revenue were cut dramatically for the first time in 30 years. In addition to large unfunded pension liabilities, these forces brought several municipalities close to financial insolvency. In response, the Rhode Island General Assembly elected to strengthen its control over municipal finances, enacting the Fiscal Stability Act in 2010. There remain many questions as to whether this is still necessary or even appropriate, as municipalities have been required to work in a balanced budget environment, while the state has continued to function with a significant structural deficit, drawing into question the sustainability of the state supported program, and the reliability of annual municipal and education aid.

The Town finds itself prepared to improve and adapt to delivering public services in a different and more accessible format. We have proceeded with the implementation of major internal changes by instituting modified collections systems changes, internal financial management systems, auditing practices, investments, financial advisor services, management of health benefits, general liability programs, purchasing and procurement practices, personnel and payroll management services, pending public portal access and many other internal approaches to achieving a higher level of efficiency. This work continues today and will continue each year as the community advances.

In consideration of these factors, the 2026 fiscal year Town Manager's proposed budget presented here to the Town Council requires an overall **Tax Levy increase of 4.93%**. This proposal requires a **residential tax rate increase of \$.73 cents, to \$15.46**, which represents a **4.9% increase in the rate**, from the previous year's rate of \$14.73. This program also allows for the level funding in the **Commercial Tax Rate to \$27.00**, after having incurred a significant rate and valuation increase in FY2025 and the **Personal Property Tax Rate is proposed to remain the same at \$45.50** in the present year based on legislation passed in June 2023. This proposal also includes a **School Tax Transfer recommendation of \$42,964,865 or 4.0%, an increase of \$1,652,493 over FY2025**. A similar 4% overall transfer increase was also initiated in FY2025.

In presenting this budget program to the Town Council and the community, the decisions made are always challenging even during more stable economic periods. All such decisions require significant compromise and planning as we seek to address many priorities in the community. This emphasis cannot be more important than



during a period in which large-scale debt is being incurred in order to address and sustain all critical service needs within the various Town departments, including the School District. These decisions can at times negatively impact a community's ability to fund local initiatives until financial relief can be provided at a future date. These recommendations are not made lightly, and they are made with a full understanding of all of the community-wide influences and advocacy groups that can support and defend a dedication of resources in a specific area or toward a specific initiative. I look forward to our future budget discussions and hope that they are both constructive and forward thinking as we seek to integrate creative approaches to delivering local government services and in positioning the Town well to address our local needs and ability to fund those needs as a community.

As I complete my sixth year as Town Manager, I continue to be impressed and influenced by the community's residents and by our professional staff. The challenges and work may change over time, but it is always present when it comes to making difficult decisions in balancing the diverse priorities within a community. I have experienced many examples in recent years of people coming together to help each other through difficult periods of uncertainty, while facing some difficult personal and professional challenges combined with different approaches and opinions on various and times divisive topics.

This is the mindset and spirit that is necessary to overcome challenging times with a stronger and more sustainable community-centric mindset. I am confident that in working together, we will have much to be proud of in accomplishing this and in achieving our agreed upon local community goals.

In closing, I would like to acknowledge the contributions provided to the budget development process by the entire Town professional staff, led by our senior team of Department Heads. The process involved in developing a broad-based, balanced and financially prudent program addressing all community priorities, is no small task and not taken for granted by me or the Town Council. This commitment and sensitivity to various community priorities expressed by the town's professional team, public officials, other local stakeholders and community members at-large, should be commended. I need to express an added acknowledgment to the efforts of the Town's Finance Director, Patricia Sunderland and our Administrative Services Manager, Rose Emilio. In their high-level professional roles working on behalf of the community, they both continue to exhibit a heightened commitment and a wealth of knowledge in the municipal finance and management fields, as expressed through the respect of their counterparts and well-established working relationships around the state. In offering that high level of professional insight, and in coordinating with the Town's many departments, as well as adding a heightened level of care for the workforce and community at-large, I would also like to acknowledge their direct efforts in the development of this budget document as the accurate delivery of this proposal would not have been possible without their professional leadership. I am pleased to be able to deliver this FY2026 proposed budget document to the Town Council for your consideration.



East Greenwich Community, Labor/Economic Forces and Open Space

East Greenwich, the eighth-oldest town in the State, was named for the original Greenwich in Kent County, England. It makes up 16.71 square miles of the central part of Rhode Island. The Town's eastern edge rests on the Narragansett Bay providing access to the shoreline. To the west, the land gracefully rises up sloping hills. For most of its 300 plus year history, East Greenwich was a fishing and farming community. Its protected harbor was a haven for shellfish, a source of income for local families living along the waterfront. The western part of town, made up of dairies and other farms, stretched to the West Greenwich border and beyond. Overlooking the harbor was the Hill District, where doctors, teachers, lawyers, mill owners and shop keepers lived in houses in modest grandeur.

In 1929, the year of the great stock market crash and beginning of the great depression, the local population was approximately 3,666 and the Greenwich Theatre, now the Greenwich Odeum, showed black and white movies. A short time later, local businesses were signing on to create new jobs in the community to try and kick start the economy. Clothing stores lined Main Street along with various restaurants of all types at affordable prices.

Growth in Town picked up in the 1950's following WWII from 1939-1945, with further commercial development along Main Street replacing some older mill housing that once lined the streets. Some of the original stores including Woolworths, Almac's Supermarket, Thorpe's Drug Store and Newport Creamery, have long since left, all having been replaced with similar but different modern business operations, but still providing many of the same services.

Over the next several decades, East Greenwich saw the return of Bostitch (established in 1904 at the corner of Division Street and Duke Street) on Route 2 and the completion of I-95 through Rhode Island in November 1969. Shortly thereafter, Route 4 merged with I-95 making East Greenwich easily accessible and attractive to executives looking to grow their businesses. Land development west of Route 2 resulted in the subdivision of expansive suburban lots with large homes. Housing development continued throughout the second half of the 20th century (both on large estate lots in the western part of Town and on smaller parcels closer to Main Street) as East Greenwich established a reputation for being a premier residential community. This reputation grew for a multitude of reasons including the Town's central location in the State and proximity to the transportation network, its quintessential and walkable downtown, easy access to the waterfront, and high achieving school system.

The Town waited until 1976 to pass historic district zoning, although a number of key sites and properties – like the Armory of the Kentish Guards and the "Windmill Cottage" - had already been accepted as landmarks and entered into the National Register of Historic Places years before. Interest in the preservation of the Town's character and heritage assets piqued around the time of the Town's Tercentenary Celebration in 1977, which provided momentum for regulatory changes like the creation of the Historic District overlay zones. The Town is rich with historic and cultural resources that are significant not only locally, but to the history of the State and Nation as well. The Town takes protection of these resources seriously, as reflected in current zoning codes and development regulations.



East Greenwich expanded its footprint in the 1990's when the State of Rhode Island experienced a boom in the restaurant industry. The Town's population grew by 9.1% (1,083 people). This was also the time when the State sold the Old Kent County Courthouse to the Town for \$1.00. Concerned citizens formed a group to seek money to renovate the historic building and were successful. The building was open to the public in 1996 and has served as the Town Hall, a central meeting place giving life and vibrancy to the Main Street corridor.

Since the turn of the millennium, the Town has become home to a wide-array of medical buildings and the New England Institute of Technology. The waterfront businesses and marinas are among the most prosperous in the State and the food and beverage district has continued to improve in its statewide notoriety with investment and interest continuing to build. Recreational opportunities are abundant with access to Scalloptown Park and the McHale Nature Trail, with new facility development being planned and a continuing reinvestment in recreational facilities to solidify and add to the quality of life impacting all residents.

This same level of growth as was seen in the late 1990's has been repeated between 2010 and 2020 with an 8.9% increase or approximately 1,166 achieving a new high of 14,312. East Greenwich has an estimated 2025 population of 14,746 and is currently growing at a rate of 0.41% annually. Its population has increased by 3.09% since the most recent census, which recorded a population of 14,312 in 2020. With an increase in population of this amount in a more modern time, can require municipal adaptation of services and change in system delivery that many times is necessary in maintaining high-quality and responsive services for residents. These changes and redirection of priorities are noted in many of the Town Councils Goals and Objectives.

The East Greenwich Public Schools has consistently remained a large part of our community growth discussion and has been recognized for their achievements and innovations in Rhode Island's public-school landscape. The School District continues to excel at certain educational levels as High Performing by the Rhode Island Department of Education and is presently undergoing a district-wide master planning review to support transformational improvements and a reconfiguration of the district's schools. With community support of close to 70% in a recent referendum, the community has embarked on a \$150 million in transformational improvement to the school district. These improvements will involve a significant realignment of grades, supporting two new Elementary Schools grades (1-5) at Frenchtown and Hannaford, a dedicated early childhood development center at Meadowbrook Elementary, significant improvements at the High School and the decommissioning of our oldest elementary school at Eldredge, built in 1927. Access to this type of high quality of public education remains to be one of the notable factors attracting new families to East Greenwich, in concert with statewide centralization and a favorable and diverse commercial district as well as well-rounded quality of life, all of which have supported added growth and diversity in the community.



EAST GREENWICH

Population	2010	2020	2023
Total Population	13,146	14,312	14,407
Male	6,272	7,083	7,181
Female	6,874	7,229	7,226
16 years +	10,202	11,316	11,183
21 years +	9,391	10,072	10,286
65 years +	2,168	2,558	2,527
White	12,255	12,275	11,882
Black/African American	107	158	195
American Indian & Alaskan Native	19	12	10
Asian & Pacific Islander	540	832	1,556
Some other race	45	153	107
Two or more races	180	882	657
Hispanic or Latino (of any race)	227	595	578
Educational Attainment	2010	2020	2023
Population (Age 25+)	9,056	9,095	9,794
Less than 9th grade	0.3%	0.7%	0.6%
9th-12th, no diploma	3.2%	2.8%	1.5%
High School Graduate / GED	17.6%	13.2%	12.1%
Some College, no degree	11.2%	14.8%	12.8%
Associate Degree	8.8%	4.5%	4.1%
Bachelor Degree	34.7%	33.0%	34.0%
Graduate/Professional Degree	24.2%	31.0%	34.9%
Median Household Income	2010	2020	2023
	\$93,636	\$125,299	\$149,577
Annual Average Labor Force Estimates	2010	2020	2024
Labor Force	7,069	7,211	7,680
Employment	6,299	6,611	7,383
Unemployment	770	600	297
Unemployment Rate	10.9	8.3	3.9

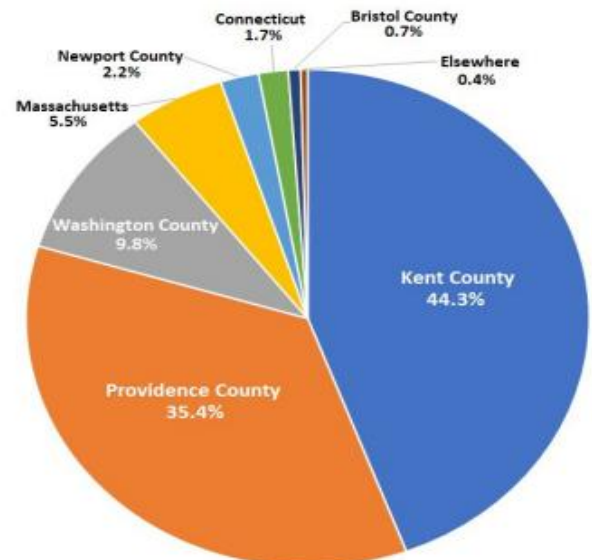
- East Greenwich's total population grew by 8.9 percent during the 2010's, with the addition of 1,166 people. Between 2020 and 2023, East Greenwich lost 95 (-0.7%) residents.
- 73 percent of East Greenwich residents 25 years and older had a college degree (Associate or higher) in 2023. The share of local residents without a high school diploma or GED decreased between 2010 and 2023, falling from 3.5 percent to 2.1 percent.
- Between 2022 and 2023, employment in East Greenwich increased by 130 (+1.5%) jobs. Private sector employers reported a gain of 116 (+1.4%) jobs, public sector employment grew by 15 (+2.2%) jobs. In comparison, statewide total employment grew by 6,687 (+1.4%) jobs.
- East Greenwich's unemployment rate averaged 2.6 percent in 2023, tied for the 15th lowest in RI and below the state average of 3.0 percent.

Establishment Employment	2020	2022	2023
Total Private & Government	7,324	8,721	8,851
Total Private Only	6,688	8,039	8,155
Health Care & Social Assistance	1,478	1,663	1,723
Accommodation & Food Services	1,170	1,545	1,639
Professional & Technical Services	667	751	806
Retail Trade	775	709	732
Government	637	681	696
Educational Services	563	611	641
Administrative Support & Waste Mngmnt.	327	691	564
Other services	281	342	363
Manufacturing	268	285	304
Management of Companies & Enterprises	306	381	284
Finance & Insurance	223	217	211
Construction	182	203	208
Wholesale Trade	172	221	178
Arts, Entertainment, & Recreation	66	95	133
Transportation & Warehousing	63	104	117
Information	77	105	113
Real Estate & Rental & Leasing	54	77	104
Agriculture, Forestry, Fishing & Hunting	13	*	*
Mining	*	*	*
Utilities	*	*	*

Language Population Age 18-64, 2023

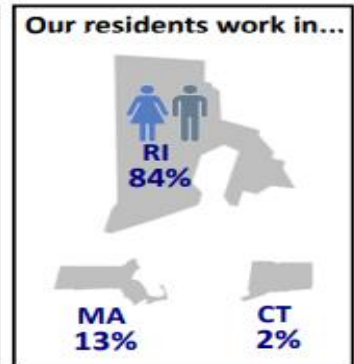
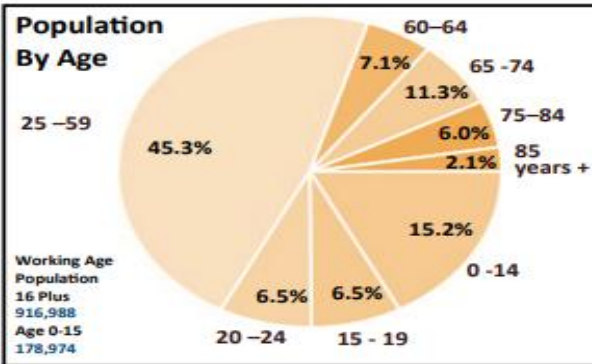
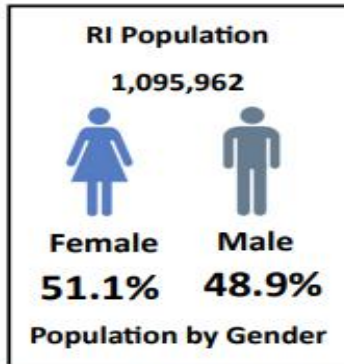
Percent of population that speak only English or another language & English either 'well' or 'very well'	99.7%
Percent of Population that Speak English 'not well' or 'not at all'	0.3%
Language Spoken:	
Speak Spanish	0.1%
Speak Other Indo-European	0.0%
Speak Asian/Pacific Islander	0.0%
Speak Other Languages	0.0%

Where Kent County Residents Work, 2020





RI LABOR MARKET INFORMATION



Source: US Census Bureau, 2023 ACS 1-Year Estimates Table DP05

Source: 2016-2020 American Community Survey

Workers in Rhode Island

Our workers live in...



Our workers work in...



Our workers in government...



Source: 2016-2020 American Community Survey

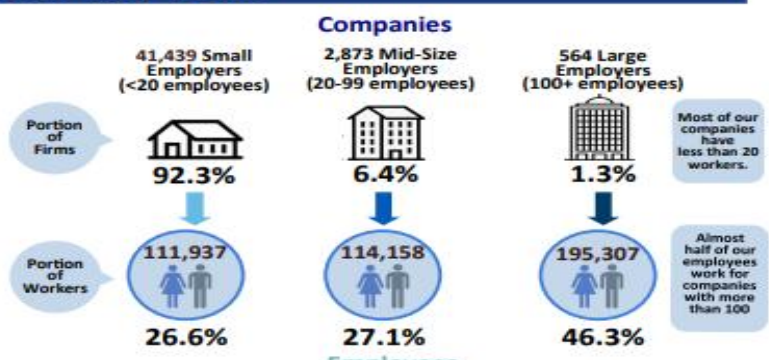
Source: 2024 2nd Quarter QCEW Private & Government

Source: 2024 2nd Quarter QCEW

Where do they work?

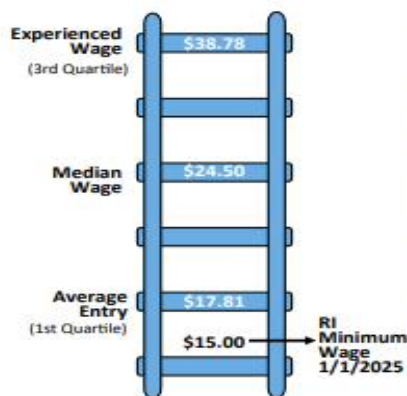
Private Sector	Workers	Average Earnings
Health Care & Social Assistance	81,104	\$60,803
Accommodation & Food Services	51,151	\$29,171
Retail Trade	47,442	\$40,515
Manufacturing	40,398	\$69,159
Professional & Technical Services	30,058	\$99,889
Administrative & Waste Services	28,685	\$53,134
Finance & Insurance	25,282	\$109,740
Construction	21,524	\$77,671
Educational Services	21,408	\$66,513

Source: 2023 Annual QCEW



Source: March 2024 QCEW

What do they earn?



Source: RI LMI May 2023 OEWS

Visit our website <http://www.dlt.ri.gov/lmi>

Occupational Group	Lower	Upper	Median	Experienced
All Occupations	\$14.34	\$17.81	\$24.50	\$38.78
Management	\$30.81	\$43.59	\$59.97	\$81.47
Business & Financial Operations	\$22.83	\$30.28	\$38.90	\$50.70
Computer & Mathematical	\$27.87	\$37.97	\$51.29	\$66.62
Architecture & Engineering	\$28.00	\$36.69	\$47.74	\$61.98
Life, Physical, & Social Science	\$22.82	\$31.38	\$43.63	\$53.15
Community & Social Service	\$17.38	\$19.55	\$25.28	\$36.86
Legal	\$26.58	\$33.41	\$45.41	\$74.58
Education, Training, & Library	\$15.81	\$22.67	\$31.91	\$43.76
Arts, Design, Entertainment, Sports, & Media	\$16.86	\$21.98	\$29.40	\$40.46
Healthcare Practitioners & Technical	\$22.50	\$32.45	\$41.39	\$52.93
Healthcare Support	\$15.31	\$17.94	\$20.00	\$22.71
Protective Service	\$15.25	\$18.84	\$29.33	\$36.99
Food Preparation & Serving Related	\$13.37	\$13.76	\$15.47	\$20.44
Building & Grounds Cleaning & Maintenance	\$15.01	\$16.68	\$18.55	\$22.57
Personal Care & Service	\$13.55	\$14.18	\$16.98	\$20.89
Sales & Related	\$13.84	\$14.73	\$18.04	\$30.06
Office & Administrative Support	\$15.51	\$18.47	\$22.60	\$27.80
Construction & Extraction	\$18.93	\$23.27	\$29.86	\$37.82
Installation, Maintenance, & Repair	\$17.25	\$22.03	\$27.90	\$35.63
Production	\$14.34	\$17.19	\$21.96	\$28.35
Transportation & Material Moving	\$13.65	\$15.71	\$18.87	\$24.96

Published January 2025



STATE OF RHODE ISLAND

Population	2010	2020	2023
Total Population	1,052,567	1,097,379	1,095,371
Male	508,400	531,730	537,173
Female	544,167	565,649	558,198
16 years +	857,232	914,401	912,681
21 years +	771,272	830,720	833,583
65 years +	151,881	200,461	199,921
White	856,869	782,920	792,361
Black/African American	60,189	62,168	63,862
American Indian & Alaskan Native	6,058	7,385	4,855
Asian & Pacific Islander	31,011	39,497	38,819
Some other race	63,653	103,615	78,252
Two or more races	34,787	101,794	117,222
Hispanic or Latino (of any race)	130,655	182,101	187,503
Educational Attainment	2010	2020	2023
Population (Age 25+)	708,598	741,370	776,505
Less than 9th grade	7.0%	4.7%	4.8%
9th-12th, no diploma	9.4%	6.1%	5.7%
High School Graduate / GED	28.2%	28.0%	26.5%
Some College, no degree	17.5%	18.0%	17.6%
Associate Degree	7.6%	8.2%	8.1%
Bachelor Degree	18.5%	21.0%	22.2%
Graduate/Professional Degree	11.9%	14.0%	15.1%
Median Household Income	2010	2020	2023
	\$54,902	\$70,305	\$86,372
Annual Average Labor Force Estimates	2010	2020	2024
Labor Force	571,220	569,990	590,678
Employment	504,776	517,492	565,041
Unemployment	66,444	52,498	25,637
Unemployment Rate	11.6	9.2	4.3

Rhode Island (3.0%) was tied for the 17th lowest annual average unemployment rate in the country in 2023. Nevada (5.1%), had the highest rate in the country. The annual average unemployment rate for the United States as a whole in 2023 was 3.3 percent.

Rhode Island's total population increased by 4.3 percent during the 2010's, with the gain of 44,812 people, while between 2020 and 2023, Rhode Island lost 2,008 (-0.2%) residents.

Over forty-five percent (45.4%) of Rhode Island residents 25 years and older had a college degree (Associate or higher) in 2023. The share of state residents without a high school diploma or GED decreased between 2010 and 2023, falling from 16.4 percent to 10.5 percent.

Between 2022 and 2023, employment in Rhode Island increased by 6,687 (+1.4%) jobs. Private sector employers reported a gain of 6,142 (+1.5%) jobs, while public sector employment rose by 543 (+0.9%) jobs.

Establishment Employment	2020	2022	2023
Total Private & Government	444,633	481,287	487,974
Total Private Only	385,120	420,915	427,057
Health Care & Social Assistance	75,452	78,521	81,103
Government	59,514	60,373	60,916
Accommodation & Food Services	38,939	49,758	51,151
Retail Trade	44,167	47,256	47,443
Manufacturing	37,414	40,172	40,389
Professional & Technical Services	25,606	29,738	30,054
Administrative Support & Waste Mngmnt.	26,988	29,145	28,682
Finance & Insurance	25,629	26,190	25,281
Construction	18,928	21,006	21,519
Educational Services	19,629	20,472	21,408
Other services,	15,205	17,176	17,921
Wholesale Trade	14,918	16,305	16,333
Transportation & Warehousing	10,693	11,655	11,419
Management of Companies & Enterprises	12,620	11,068	10,839
Arts, Entertainment, & Recreation	5,720	7,625	8,073
Real Estate & Rental & Leasing	5,675	6,428	6,559
Information	5,241	5,726	5,802
Utilities	1,101	1,362	1,611
Agriculture, Forestry, Fishing & Hunting	945	1,093	1,229
Mining	183	178	172

Language Population Age 18-64, 2023

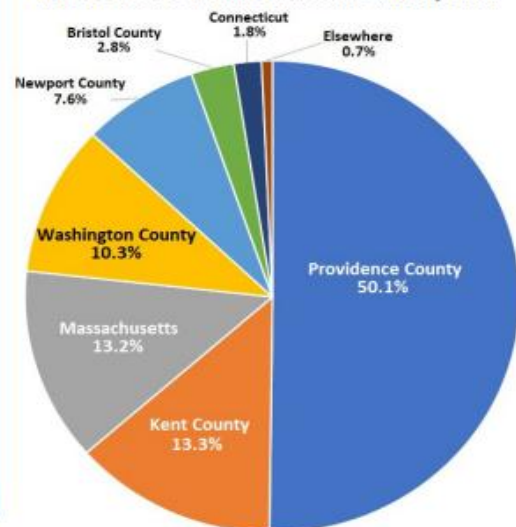
Percent of population that speak only English or another language & English either 'well' or 'very well' 95.8%

Percent of population that speak English 'not well' or 'not at all' 4.2%

Language Spoken

Speak Spanish 3.4%
 Speak Other Indo-European 0.4%
 Speak Asian/Pacific Islander 0.3%
 Speak Other Languages 0.1%

Where Rhode Island Residents Work, 2020





STATE OF RHODE ISLAND

The percentage of Rhode Islanders who spoke only English or spoke another language and English either well or very well increased from 94.7 percent in 2010 to 95.8 percent in 2023.

The percentage of total residents aged 18 to 64 that spoke Spanish while speaking English either not well or not at all decreased from 3.7 in 2010 to 3.4 in 2023, representing 23.8 percent of all Spanish-speaking Rhode Islanders.

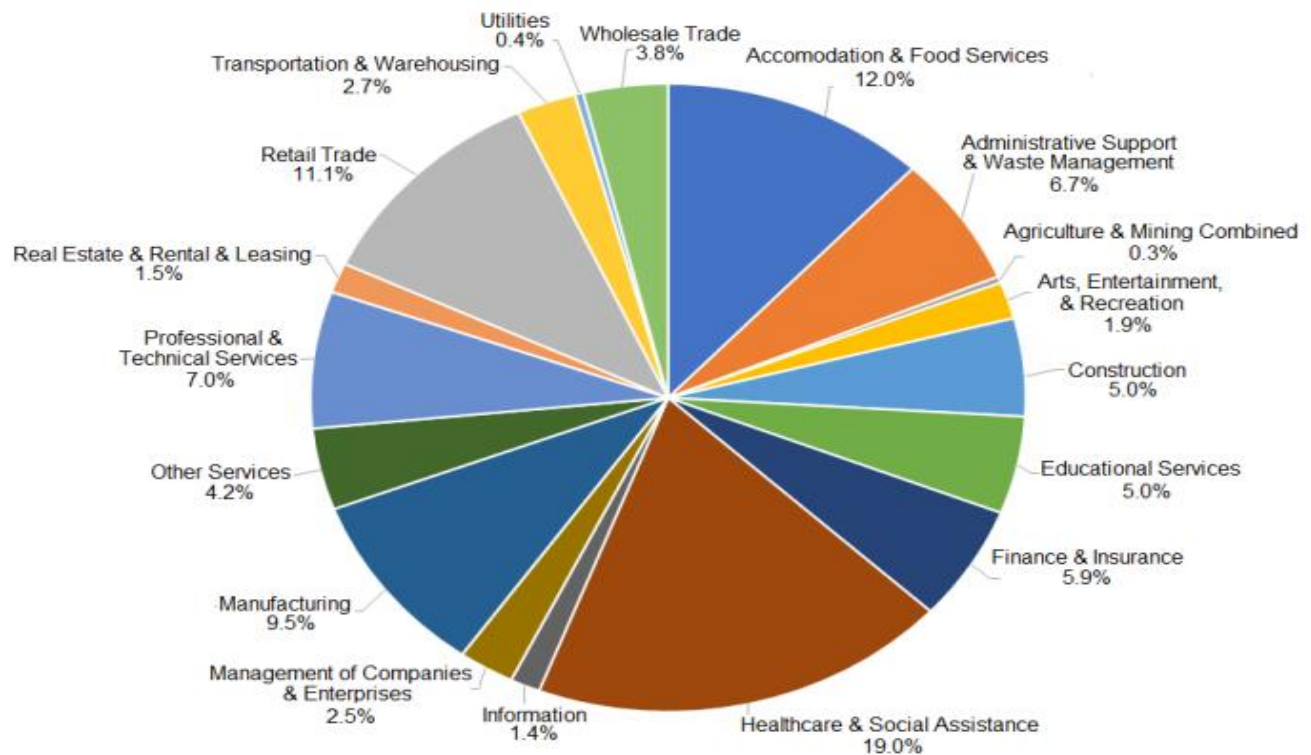
The Health Care & Social Assistance (19.0%) industry sector employs the largest percentage of private Rhode Island workers, followed by Accommodation & Food Services (12.0%) and Retail Trade (11.1%).

In 2023, Providence (95,794) had the largest number of private sector workers in the state, followed by Warwick (43,714) and Cranston (29,031). Foster (412) and Little Compton (679) had the fewest number of workers.

Language Spoken at Home by Ability to Speak English, 2023

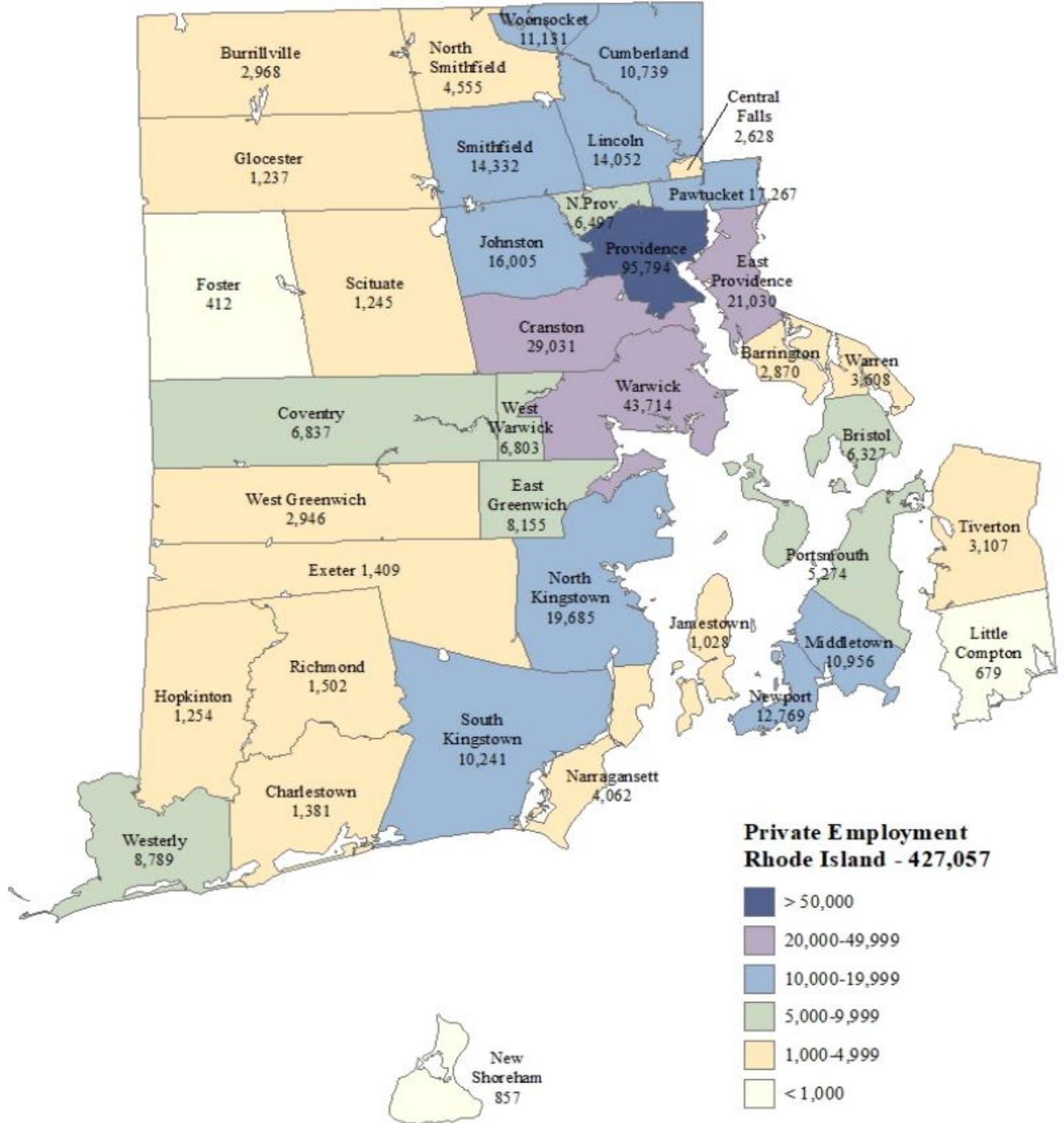
18 to 64 years:	686,970	
Speak only English	520,102	
% of age group	75.7%	
Speak Spanish:	97,055	
% of age group	14.1%	
Speak English "very well"	53,569	55.2%
Speak English "well"	20,344	21.0%
Speak English "not well"	14,110	14.5%
Speak English "not at all"	9,032	9.3%
Speak other Indo-European languages:	43,622	
% of age group	6.3%	
Speak English "very well"	32,877	75.4%
Speak English "well"	7,770	17.8%
Speak English "not well"	2,548	5.8%
Speak English "not at all"	427	1.0%
Speak Asian & Pacific Island languages:	17,806	
% of age group	2.6%	
Speak English "very well"	11,556	64.9%
Speak English "well"	3,882	21.8%
Speak English "not well"	1,932	10.9%
Speak English "not at all"	436	2.4%
Speak other languages:	8,385	
% of age group	1.2%	
Speak English "very well"	5,761	68.7%
Speak English "well"	1,914	22.8%
Speak English "not well"	460	5.5%
Speak English "not at all"	250	3.0%

PRIVATE EMPLOYMENT IN RHODE ISLAND BY INDUSTRY, 2023





Rhode Island Private Covered Employment by City and Town 2023



**Private Employment
Rhode Island - 427,057**

- > 50,000
- 20,000-49,999
- 10,000-19,999
- 5,000-9,999
- 1,000-4,999
- < 1,000



Rhode Island-based Jobs Rose by 700 from January; February Unemployment Rate increases to 4.7 Percent

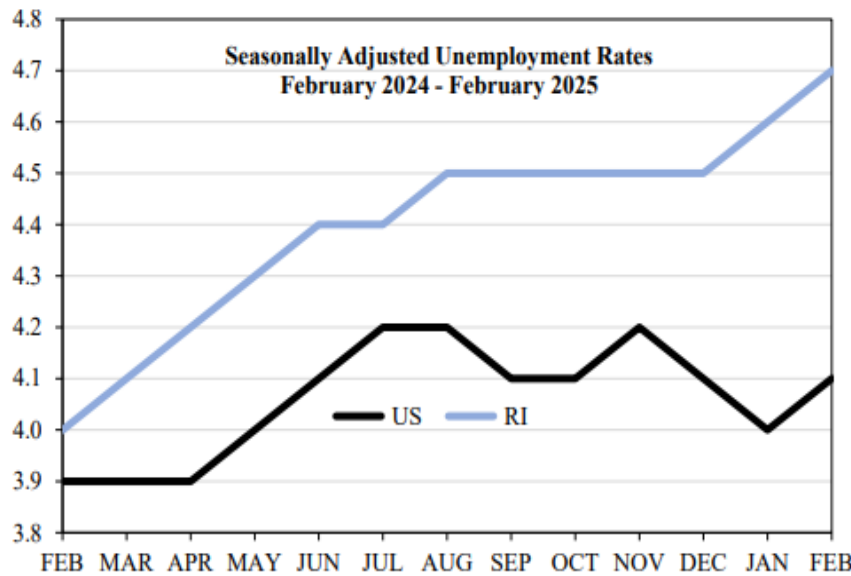
CRANSTON, R.I. – Jobs at Rhode Island businesses rose by 700 in February as the state’s unemployment rate increased to 4.7 percent. Over the year, jobs were up 5,600 from February 2024, and the unemployment rate was up seven-tenths of a percentage point.

Rhode Island’s Labor Force

The February unemployment rate was 4.7 percent, up one-tenth of a percentage point from the January rate. Last year, the rate was 4.0 percent in February.

	<u>Feb 25</u>	<u>Jan 25</u>	<u>Feb 24</u>
R.I. Unemployment Rate	4.7%	4.6%	4.0%
U.S. Unemployment Rate	4.1%	4.0%	3.9%
R.I. Job Count (<i>in thousands</i>)	515.1	514.4	509.5

The U.S. unemployment rate was 4.1 percent in February, up one-tenth of a percentage point from January. The U.S. rate was 3.9 percent in February 2024.



The number of unemployed Rhode Island residents — those residents classified as available for and actively seeking employment — was 28,000, up 900 from January. The number of unemployed residents was up 4,200 over the year.

The number of employed Rhode Island residents was 562,600, down 1,400 over the month and down 2,100 over the year.

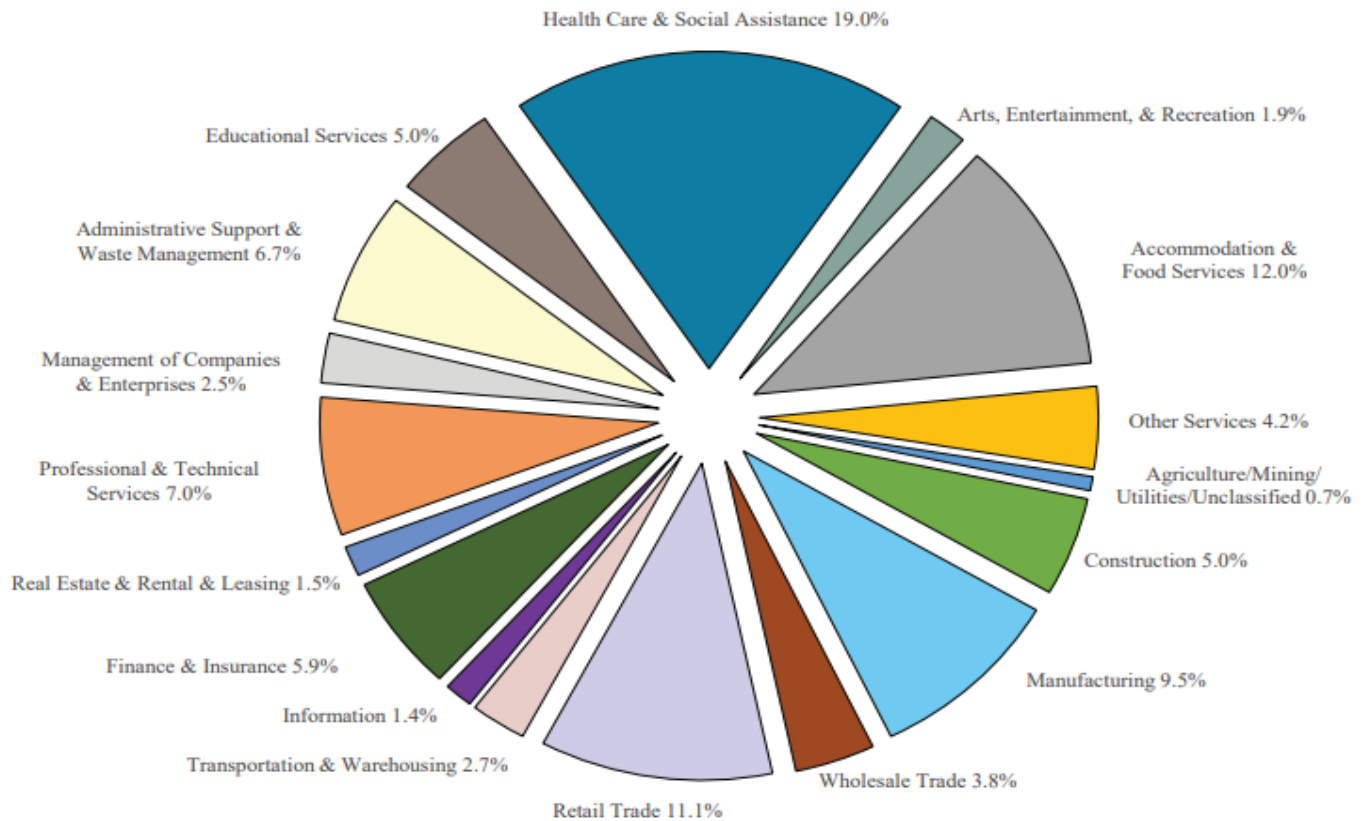
The Rhode Island labor force totaled 590,600 in February, down 500 over the month but up 2,000 from February 2024.

The labor force participation rate was 64.1 percent in February, down one-tenth of a percentage point from January and down from 64.4 in February 2024. Nationally, 62.4 percent of U.S. residents participated in the labor force.

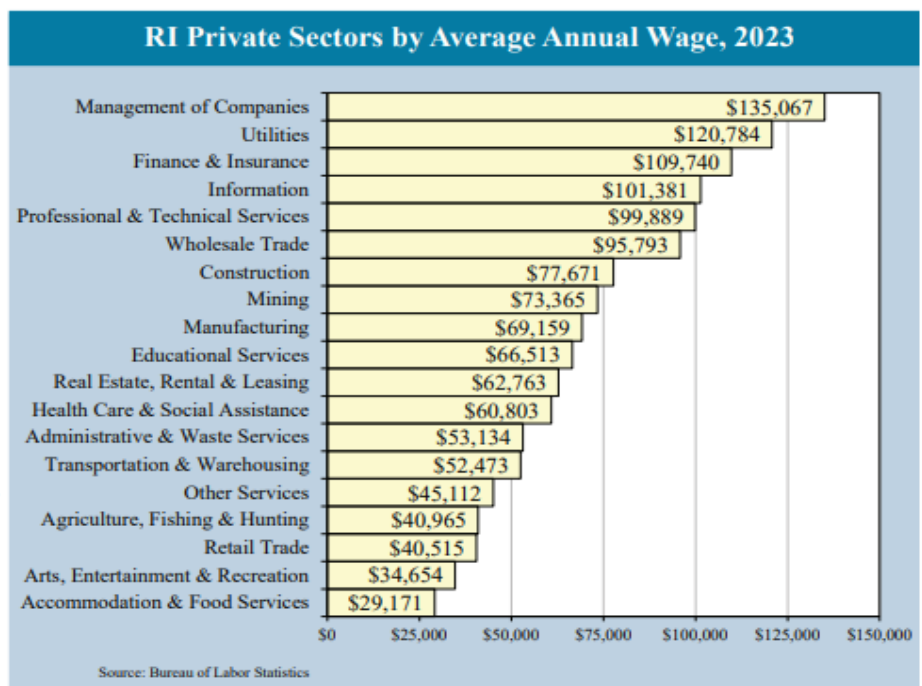
Unemployment Insurance claims* for first-time filers averaged 1,039 in February, down from 2,263 in January. Claims were down an average of 17 a week from February 2024.



Rhode Island Private Employment, 2023



- The highest wages were paid in the Management of Companies (\$135,067), Utilities (\$120,784), Finance & Insurance (\$109,740) and Information (\$101,381) sectors.
- In addition, six sectors; Professional & Technical Services (\$99,889), Wholesale Trade (\$95,793), Construction (\$77,671), Mining (\$73,365), Manufacturing (\$69,159) and Educational Services (\$66,513) paid over the 2023 average annual private sector wage of \$64,435.
- Within the public sector, federal employees working in Rhode Island earned the highest annual average wage (\$99,396), followed by state (\$85,282) and local (\$67,965) government segments.





- Nine sectors had average annual wages below the private sector average (\$64,435), including Health Care & Social Assistance (\$60,803), the state’s largest sector.
- The lowest wages were paid in Accommodation & Food Services (\$29,171), Arts, Entertainment & Recreation (\$34,654) and Retail Trade (\$40,515) sectors due, in part, to the seasonal and part-time nature of these sectors.
- The remaining sectors paying average wages below the private sector average in 2023 were Real Estate & Rental & Leasing (\$62,763), Administrative & Waste Services (\$53,134), Transportation & Warehousing (\$52,473), Other Services (\$45,112) and Agriculture, Fishing & Hunting (\$40,965).

The 2023 average annual wage in Rhode Island’s private sector (\$64,435) was \$8,173 (11.3%) less than the national average wage of \$72,608. Within New England, Rhode Island reported the fourth highest average annual wage, trailing Massachusetts (\$93,022), Connecticut (\$84,948) and New Hampshire (\$76,043).

Average annual wages earned by Rhode Island workers were below the national average in nearly all economic sectors and most often ranked fourth in New England, trailing Connecticut, Massachusetts and New Hampshire.

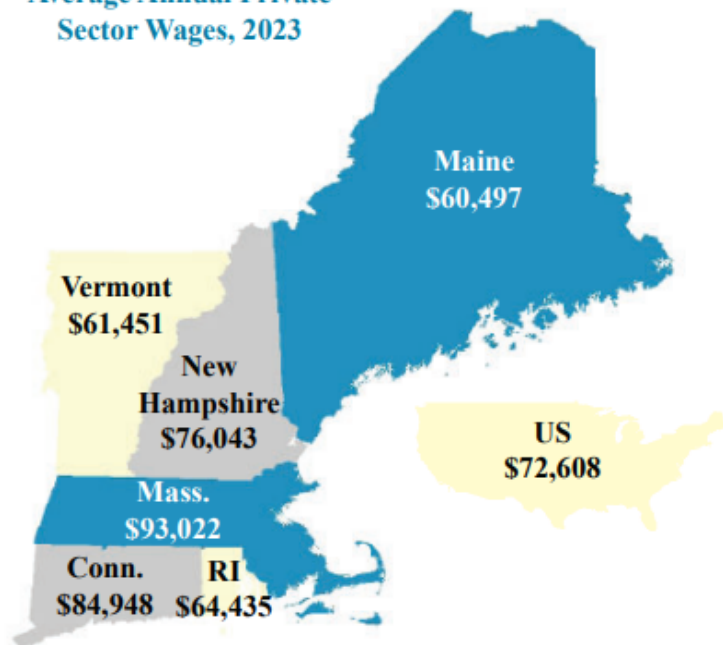
Rhode Island workers were paid average annual wages above the national average in four economic sectors: Construction, Educational Services and Accommodation & Food Services.

When compared to Rhode Island, Massachusetts and Connecticut paid higher annual average wages in all sectors, while New Hampshire paid higher annual average wages in all sectors except Management of Companies & Enterprises and Arts, Entertainment & Recreation.

Management of Companies & Enterprises was the highest paying sector in Rhode Island, paying workers an average of \$135,067, less than the \$146,963 earned nationally. In New England, only Connecticut (\$175,360) and Massachusetts (\$153,758) had a higher annual average wage in this sector.

In New Hampshire (\$133,076) and Maine (\$113,131) employees of Utilities earned the highest average wage. Finance & Insurance was the highest paying sector in Connecticut (\$215,276) and Massachusetts (\$190,644). Management of Companies & Enterprises was the highest paying sector in Rhode Island (\$135,067) and Vermont (\$124,567), while Information was the highest paid sector nationally (\$154,901).

Average Annual Private Sector Wages, 2023



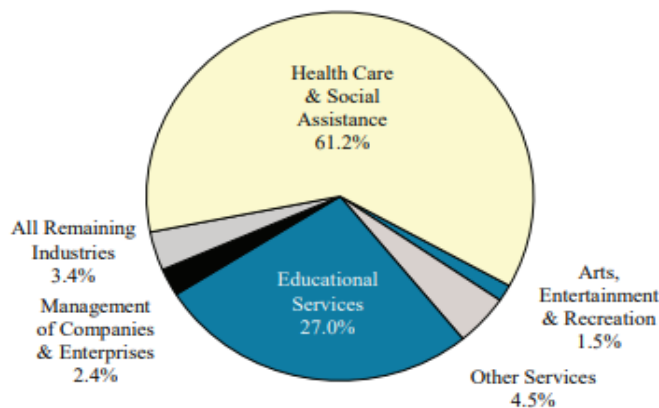
Source: Bureau of Labor Statistics



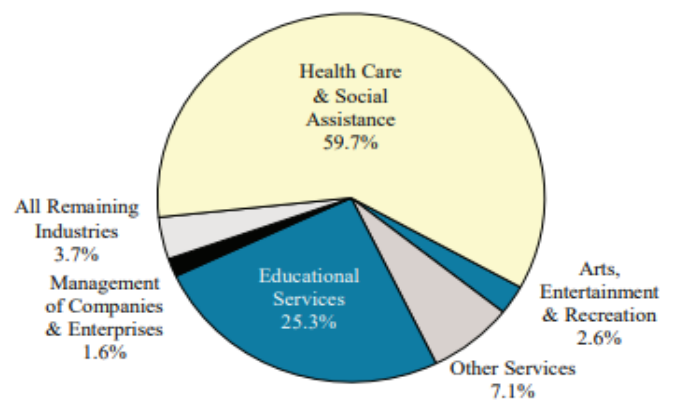
Non-Profit Employment in Rhode Island

The 1,355 non-profit employers registered in Rhode Island paid over \$4.3 billion in wages to their 69,683 workers accounting for 16.6 percent of the state’s private sector employment and 16.3 percent of the total private sector wages paid in 2022. Wages in the non-profit sector average \$62,189 approximately 1.5 percent less than the for-profit average wage of \$63,136.

Non-Profit Wages by Industry



Non-Profit Employment by Industry



- In 2022, 85% of the state’s non-profit employment was found in the Private Education and Healthcare & Social Assistance sectors, dominating the total private sector employment in both sectors.
- Non-profit wages in the Health Care & Social Assistance sector averaged \$63,679 compared to the \$51,938 average paid to the sector’s for-profit workers.
- Non-profit wages in the Private Education sector averaged \$66,489; 39 percent more than the sector’s for-profit average of \$47,766.
- Non-profit wages in the Other Services sector, which includes Religious, Grantmaking, Civic and Social Organizations industries, averaged \$39,542; 11 percent less than the average of the for-profit workers employed in this sector.

2022 Non-Profit Employment in Rhode Island

Industry Sector	Number of Employers	Average Employment	Total Wages
Health Care & Social Assistance	329	41,625	\$2,650,618,273
Educational Services	256	17,599	\$1,170,143,338
Other Services	469	4,971	\$196,563,914
Arts, Entertainment & Recreation	98	1,798	\$64,093,368
Management of Companies & Enterprises	6	1,116	\$104,632,626
All Remaining Industries	197	2,574	\$147,464,289



Historical Non-Profit Employment in Rhode Island, 2017-2022						
	2022	2021	2020	2019	2018	2017
Total Private Sector Employment	420,915	404,374	385,120	424,358	421,477	417,962
Non-Profit Employment	69,683	66,914	66,355	70,704	69,291	69,148
Non-Profit Employment as % of Total	16.6%	16.5%	17.2%	16.7%	16.4%	16.5%
Non-Profit Employment by Industry						
Health Care & Social Assistance	41,625	40,306	39,727	41,240	40,394	40,421
Educational Services	17,599	17,020	17,359	18,233	18,010	17,510
Other Services	4,971	4,576	4,437	5,545	5,526	5,512
Arts, Entertainment & Recreation	1,798	1,448	1,320	1,983	1,902	1,826
Management of Companies & Enterprises	1,116	1,110	1,106	1,152	1,064	1,011
All Remaining Industries	2,574	2,454	2,406	2,551	2,395	2,868

- Between 2017 and 2019, both private sector and non-profit employment experienced employment growth, with the two-year non-profit employment growth rate of 2.3 percent outpacing the total private sector growth rate of 1.5 percent.
- Both private sector employment as well as non-profit employment were hit hard by The Covid Crisis in 2020, with non-profit employment faring a little better than the total private sector. Non-profit employers reported a loss of 6.2 percent of its jobs in 2020, compared to the total private sector loss of 9.2 percent.
- Since 2020, the state has recouped an average of 35,795 total private sector jobs, 91.2 percent of the total loss during the pandemic. Non-profit jobs are up 3,328 since 2020 accounting for 76.5 percent of the non-profit jobs lost during the crisis.

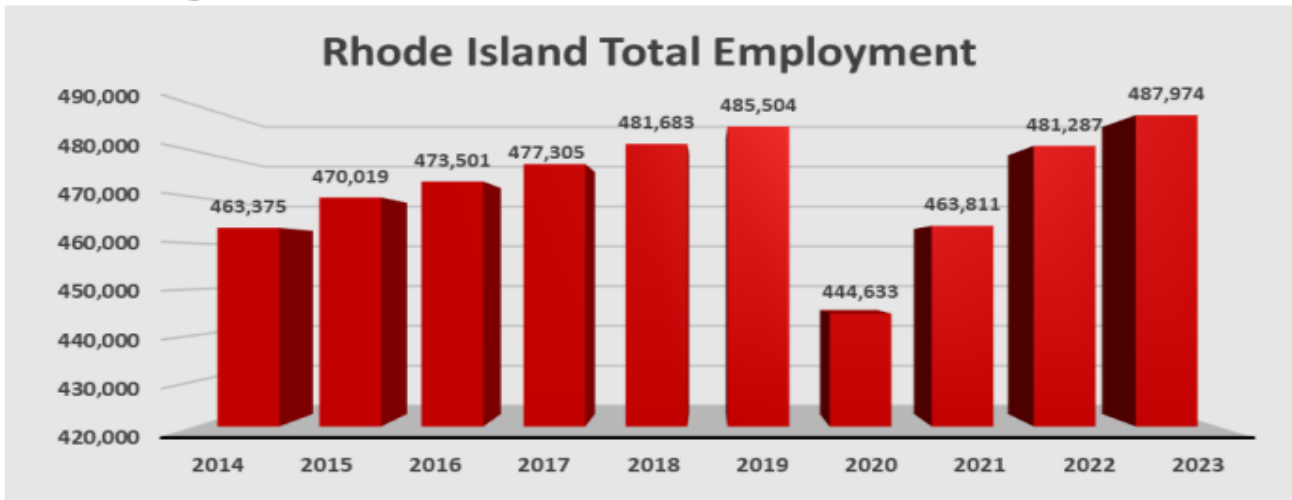
2022 Total Private Sector and Non-Profit Employment by Major Industry							
	Non-Profit			For-Profit			Total Average Emp
	Avg Emp	% of Emp	% of Total Emp	Avg Emp	% of Emp	% of Total Emp	
Private Employment Only	69,683	100.0%	16.6%	351,232	100.0%	83.4%	420,915
Agriculture, Forestry, Fishing & Hunting	37	0.1%	3.4%	1,056	0.3%	96.6%	1,093
Mining	0	0.0%	0.0%	178	0.1%	100.0%	178
Construction	51	0.1%	0.2%	20,955	6.0%	99.8%	21,006
Manufacturing	128	0.2%	0.3%	40,044	11.4%	99.7%	40,172
Wholesale Trade	11	0.0%	0.1%	16,294	4.6%	99.9%	16,305
Retail Trade	76	0.1%	0.2%	47,180	13.4%	99.8%	47,256
Transportation & Utilities	14	0.0%	0.1%	12,495	3.6%	96.0%	13,017
Information	548	0.8%	9.6%	5,178	1.5%	90.4%	5,726
Finance & Insurance	614	0.9%	2.3%	25,576	7.3%	97.7%	26,190
Real Estate, Rental & Leasing	176	0.3%	2.7%	6,252	1.8%	97.3%	6,428
Professional & Technical Services	359	0.5%	1.2%	29,379	8.4%	98.8%	29,738
Management of Companies & Enterprises	1,116	1.6%	10.1%	9,952	2.8%	89.9%	11,068
Administrative & Waste Services	479	0.7%	1.6%	28,666	8.2%	98.4%	29,145
Educational Services	17,599	25.3%	86.0%	2,873	0.8%	14.0%	20,472
Health Care & Social Assistance	41,625	59.7%	53.0%	36,896	10.5%	47.0%	78,521
Arts, Entertainment & Recreation	1,798	2.6%	3.6%	5,827	1.7%	76.4%	7,625
Accommodation & Food Services	81	0.1%	0.2%	49,677	14.1%	99.8%	49,758
Other Services	4,971	7.1%	28.9%	12,205	3.5%	71.1%	17,176
Unclassified	0	0.0%	0.0%	59	0.0%	100.0%	59



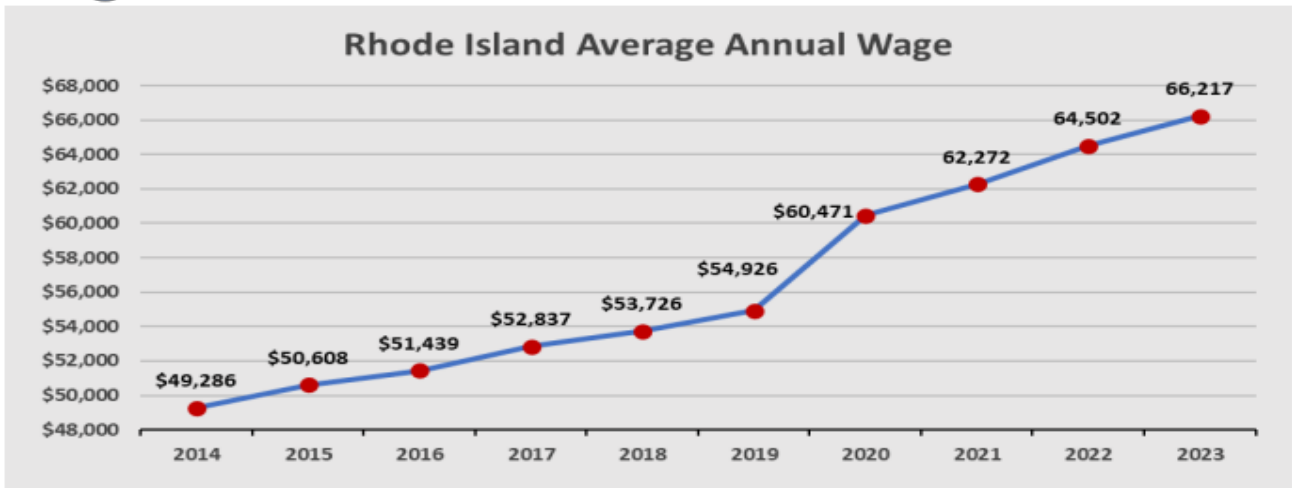
State of Rhode Island Ten Year Profile 2014-2023

Ten Year Profile, provides an economic snapshot of changes in Rhode Island over the ten year period of 2014-2023. Economic categories profiled include: Rhode Island total employment, wages, labor force and unemployment insurance statistics.

Employment: In 2023, total covered employment in Rhode Island totaled 487,974, an increase of 24,599 (+5.4%) from the 2014 covered employment level of 463,375.



Wages: Annual wages in Rhode Island averaged \$66,217 in 2023. Overall, the annual wage in RI is up \$16,931 or 35.5 percent since the 2014 annual average wage of \$49,286.



Source: RI Department of Labor and Training; Quarterly Census of Employment and Wages program

May 2024

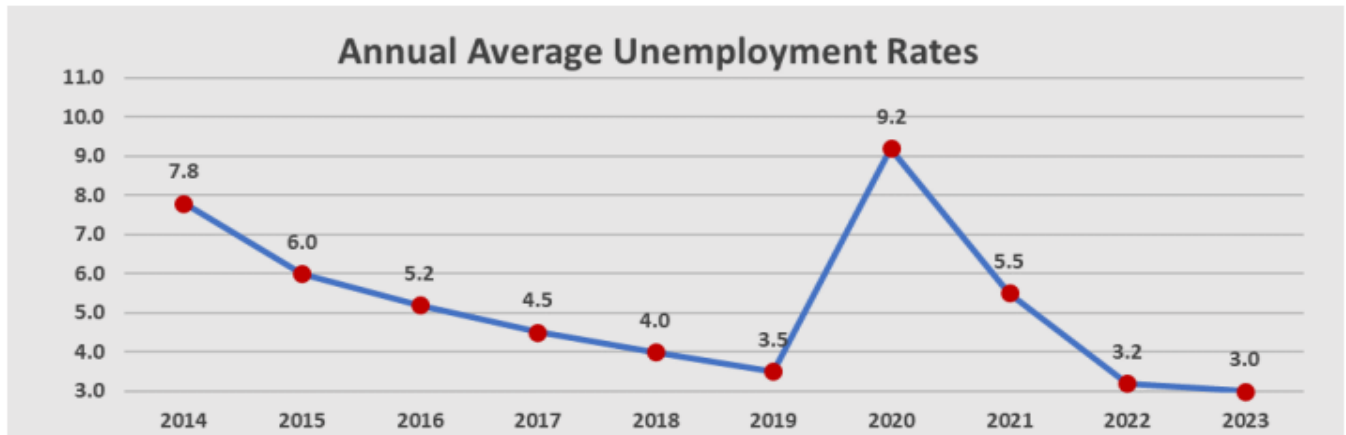


A publication of the Labor Market Information Division
 RI Department of Labor and Training, 1511 Pontiac Ave., Cranston, RI 02920 www.dlt.ri.gov TTY via RI Relay 711
 Equal Opportunity Employer. Auxiliary aids and services are available upon request to individuals with disabilities.



Labor Force:

In 2023, the civilian labor force, a count of people 16 years of age and older that live in Rhode Island and are either working or looking for work, averaged 573,848. The 2023 labor force, combined with the RI resident unemployment average of 17,239 generated an unemployment rate average of 3.0.

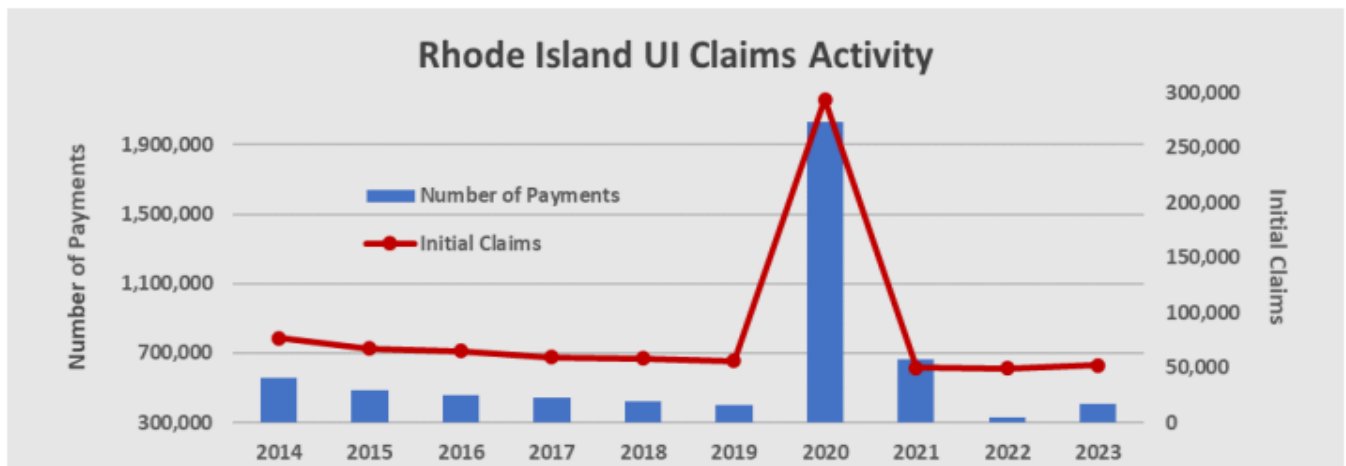


Rhode Island Labor Force*	2014	2015	2016	2017	2018	2019	2020	2021	2022	2023
RI Civilian Labor Force	556,635	555,272	553,231	568,144	572,663	574,066	570,736	572,546	571,754	573,848
RI Resident Employment	513,406	521,767	524,438	542,552	549,529	553,842	518,282	540,926	553,588	556,609
RI Resident Unemployment	43,229	33,505	28,793	25,592	23,134	20,221	52,454	31,620	18,166	17,239
RI Unemployment Rate	7.8	6.0	5.2	4.5	4.0	3.5	9.2	5.5	3.2	3.0

*All labor force indicators are not seasonally adjusted

UI Claims:

Workers who become unemployed (through no fault of their own) file initial claims, which serve as a notice that they are beginning a period of unemployment. In 2023, the number of verified initial claims filed in Rhode Island was 52,262, a 31.9 percent decrease from the 76,712 initial claims filed in 2014.



UI Claims Activity	2014	2015	2016	2017	2018	2019	2020	2021	2022	2023
Initial Claims	76,712	67,234	64,825	59,443	58,036	55,962	294,070	49,507	49,296	52,262
Number of Payments	559,852	486,166	456,594	439,143	422,342	402,961	2,030,082	665,412	330,849	404,203
Amount of Payments (millions)	\$184.2	\$158.3	\$153.0	\$152.2	\$147.5	\$145.2	\$644.3	\$246.3	\$136.4	\$178.8
Exhaustions (Final Payments)	13,803	10,081	8,907	8,453	7,758	7,494	41,285	15,334	5,849	6,993

Source: RI Department of Labor and Training; Local Area Unemployment Statistics program, Unemployment Statistics program



Doctoral or Professional Degree

Occupations requiring a doctoral or professional degree represent 3.5 percent (18,492) of the employment in Rhode Island in 2022. During the projection period, it is expected that the state's economy will generate 10,162 job openings requiring a doctoral or professional degree.

Percent of Jobs in RI - 3.5%
Percent of Jobs in USA - 2.7%
Estimated Employment in RI - 18,492
Projected Employment in RI - 19,812

Occupation	Employment		Total Openings	2023 Wage
	2022	2032		
Lawyers	3,998	4,356	628	\$71.91
Pharmacists	1,316	1,428	190	\$60.76
Physical Therapists	1,112	1,245	183	\$45.91
Dentists, General	682	714	41	\$107.61
Clinical and Counseling Psychologists	552	614	151	\$52.89
Postsecondary Teachers, All Other	551	575	190	\$80,860
Medical Scientists, Except Epidemiologists	525	573	213	\$47.74
Veterinarians	396	463	41	\$63.60
Business Teachers, Postsecondary	387	417	136	\$111,380
Health Specialties Teachers, Postsecondary	340	408	126	\$129,120

Master's Degree

Occupations requiring a master's degree account for 2.9 percent (15,562) of the employment in Rhode Island. By 2032, the state's economy is projected to create approximately 12,840 job openings at this education level. Of these, 5,386 will be from workers exiting the workforce, 5,588 from transfers, and 1,866 from new job growth.

Percent of Jobs in RI - 2.9%
Percent of Jobs in USA - 1.9%
Estimated Employment in RI - 15,562
Projected Employment in RI - 17,428

Occupation	Employment		Total Openings	2023 Wage
	2022	2032		
Nurse Practitioners	1,441	2,087	391	\$61.89
Instructional Coordinators	1,367	1,410	544	\$30.66
Education Administrators, Kindergarten -Secondary	1,205	1,229	467	\$111,070
Educational, Guidance, and Career Counselors	1,041	1,102	433	\$31.27
Occupational Therapists	798	881	210	\$46.90
Physician Assistants	771	905	229	\$61.02
Education Administrators, Postsecondary	740	774	290	\$52.77
Librarians and Media Collections Specialists	730	762	283	\$34.79
Healthcare Social Workers	654	717	322	\$36.90
Speech-Language Pathologists	595	712	168	\$45.69

Bachelor's Degree

Jobs that typically require a bachelor's degree make up 23.4 percent (124,040) of the state's employment in 2022. Over the projection period, Rhode Island is expected to generate 101,102 job openings in occupations requiring a bachelor's degree.

Percent of Jobs in RI - 23.3%
Percent of Jobs in USA - 24.5%
Estimated Employment in RI - 124,040
Projected Employment in RI - 133,571

Occupation	Employment		Total Openings	2023 Wage
	2022	2032		
Registered Nurses	11,924	12,703	2,533	\$45.60
General and Operations Managers	6,932	7,497	3,875	\$58.77
Accountants and Auditors	6,679	7,124	3,125	\$44.30
Secondary School Teachers (Except Special and Career/Technical Education)	5,034	5,116	1,637	\$83,130
Management Analysts	4,823	5,320	2,334	\$40.86
Elementary School Teachers (Except Special Education)	4,382	4,431	1,448	\$89,050
Market Research Analysts & Marketing Specialists	3,748	4,345	2,355	\$37.09
Project Management Specialists	3,031	3,263	1,449	\$47.76
Human Resources Specialists	2,508	2,705	1,352	\$31.25
Middle School Teachers (Except Special and Career/Technical Education)	2,380	2,411	787	\$85,430



Associate Degree

Associate degree-level jobs represent 2.2 percent (11,426) of Rhode Island's employment. By 2032, approximately 11,131 job openings are expected for occupations at this education level.

Percent of Jobs in RI - 2.2%
Percent of Jobs in USA - 2.1%
Estimated Employment in RI - 11,426
Projected Employment in RI - 12,373

Occupation	Employment		Total Openings	2023 Wage
	2022	2032		
Preschool Teachers (Except Special Education)	1,432	1,525	872	\$18.74
Paralegals and Legal Assistants	1,324	1,387	859	\$32.79
Radiologic Technologists and Technicians	998	1,061	222	\$39.65
Computer Network Support Specialists	957	1,058	414	\$66.62
Dental Hygienists	891	923	199	\$40.36
Occupational Therapy Assistants	431	545	426	\$29.12
Respiratory Therapists	422	476	83	\$38.41
Veterinary Technologists and Technicians	409	499	254	\$17.97
Physical Therapist Assistants	381	480	376	\$30.00
Human Resources Assistants (Except Payroll and Timekeeping)	353	338	231	\$24.41

Postsecondary Non-Degree Award

Occupations requiring a postsecondary non-degree award represent 6.9 percent (36,777) of employment in Rhode Island. Over the next decade, the state's economy is projected to create 45,576 openings at this education level.

Percent of Jobs in RI - 6.9%
Percent of Jobs in USA - 6.1%
Estimated Employment in RI - 36,777
Projected Employment in RI - 40,054

Occupation	Employment		Total Openings	2023 Wage
	2022	2032		
Nursing Assistants	9,064	10,008	7,465	\$20.00
Heavy and Tractor-Trailer Truck Drivers	3,540	3,985	2,204	\$28.22
Hairdressers, Hairstylists, and Cosmetologists	3,370	3,736	2,669	\$16.60
Automotive Service Technicians and Mechanics	3,263	3,488	1,669	\$22.58
Medical Assistants	3,227	3,599	2,742	\$21.15
Firefighters	1,732	1,775	841	\$31.54
Licensed Practical and Licensed Vocational Nurses	1,660	1,806	609	\$36.94
Heating, Air Conditioning, and Refrigeration Mechanics and Installers	1,396	1,589	770	\$29.93
First-Line Supervisors: Firefighting & Prevention Workers	902	921	325	\$38.80
Dental Assistants	815	844	675	\$22.65

High School Diploma or GED

Occupations requiring a high school diploma or equivalent represent 37.2 percent (197,696) of Rhode Island's employment in 2022. During the projection period, there will be about 237,662 job openings in this category, with 99,276 due to exits, 128,485 from transfers, and 9,901 from growth.

Percent of Jobs in RI - 37.2%
Percent of Jobs in USA - 38.0%
Estimated Employment in RI - 197,696
Projected Employment in RI - 207,597

Occupation	Employment		Total Openings	2023 Wage
	2022	2032		
Customer Service Representatives	10,694	10,294	8,229	\$21.01
Office Clerks, General	9,277	8,946	5,357	\$21.34
Home Health and Personal Care Aides	8,065	9,998	6,025	\$18.25
Stockers and Order Fillers	6,526	7,508	6,870	\$17.75
Sales Representatives, Wholesale & Manufacturing (Except Technical and Scientific Products)	5,567	5,898	3,133	\$37.71
First-Line Supervisors of Retail Sales Workers	5,353	5,684	3,256	\$27.97
Carpenters	5,087	5,447	2,480	\$29.34
Receptionists and Information Clerks	5,041	5,162	3,546	\$18.13
Secretaries and Administrative Assistants	5,019	4,526	2,512	\$23.82
First-Line Supervisors of Office and Administrative Support Workers	4,658	4,502	2,455	\$34.83



25 Occupations with the Largest Number of Openings

The occupations with the most total openings will be the ones most in demand over the projection period. The 25 occupations listed are projected to have over 267,300 job openings and account for nearly forty-three percent of the total openings through 2032. For most of the occupations listed, the need to replace workers leaving an occupation is projected to create more openings than openings created by new/expanding businesses.

Occupation	Total Openings
Fast Food & Counter Workers	26,528
Cashiers	19,986
Retail Salespersons	19,168
Waiters & Waitresses	16,917
Home Health & Personal Care Aides	15,183
Nursing Assistants	14,444
Customer Service Representatives	13,694
Cooks, Restaurant	13,537
Stockers & Order Fillers	12,217
Janitors & Cleaners, Except Maids & Housekeeping Cleaners	11,124
Laborers & Freight, Stock, & Material Movers, Hand	10,588
Office Clerks, General	10,532
Landscaping & Groundskeeping Workers	8,567
Registered Nurses	7,400
Food Preparation Workers	7,272
Childcare Workers	6,948
Receptionists & Information Clerks	6,896
First-Line Supervisors of Food Preparation & Serving Workers	6,423
General & Operations Managers	6,236
Maids & Housekeeping Cleaners	5,942
First-Line Supervisors of Retail Sales Workers	5,738
Accountants & Auditors	5,700
Bookkeeping, Accounting, & Auditing Clerks	5,694
Sales Representatives, Wholesale & Manufacturing, Except Technical & Scientific Products	5,371
Driver/Sales Workers	5,223

Top 25 Occupations with the Most Job Openings Due to Growth

The top 25 occupations with the greatest number of openings due to growth represent openings created by new or expanding businesses during the projection period.

Occupation	Growth
Home Health & Personal Care Aides	1,933
Cooks, Restaurant	1,653
Stockers & Order Fillers	982
Nursing Assistants	944
Registered Nurses	779
Retail Salespersons	725
Nurse Practitioners	646
Laborers & Freight, Stock, & Material Movers, Hand	640
Market Research Analysts & Marketing Specialists	597
General & Operations Managers	565
Driver/Sales Workers	513
Management Analysts	497
Construction Laborers	491
Light Truck Drivers	469
Maintenance & Repair Workers, General	460
Medical & Health Services Managers	449
Accountants & Auditors	445
Heavy & Tractor-Trailer Truck Drivers	445
Maids & Housekeeping Cleaners	435
Electricians	393
Landscaping & Groundskeeping Workers	392
Social & Human Service Assistants	390
Medical Assistants	372
Hairdressers, Hairstylists, & Cosmetologists	366
Fast Food & Counter Workers	361



GEOGRAPHY & OPEN SPACE AND CONSERVATION PARCELS

East Greenwich is a coastal town with a total area of 16.71 square miles, 16.58 square miles is land and 0.13 square miles is water. Twenty percent of the land in East Greenwich consists of undeveloped woods and farmland, although development continues to bring this proportion down. Various roads form approximate borders with some of its neighboring towns. Division Street sits between East Greenwich and Warwick, to the north and west until Route 2. South and east is North Kingstown which is roughly separated from East Greenwich by Frenchtown Road.

The preservation of open space contributes, in large part, to the quality of life of East Greenwich residents. East Greenwich’s open space areas enhance the Town’s character and provide for the passive and active recreational needs of its residents. The Town’s dedication to open space preservation has led to the ownership of lands, conservation easements, and the development rights of various parcels, totaling 545.87 acres. These properties have provided East Greenwich residents with improved opportunities for passive recreation and general enjoyment of the natural environment by making trails and property accessible to the public. In addition, the Town also supports approximately 279 acres of active recreational areas throughout the community for a total of more than 785 acres of public and private lands.

Inventory of Open Space and Conservation Parcels 2020 (Update of Comprehensive Community Plan Table 4A)					
<u>Parcel Name</u>	<u>Owner</u>	<u>Assessor's Map</u>	<u>Plat</u>	<u>Lot</u>	<u>Acres</u>
Scalloptown Park	Town of East Greenwich	65	5	227	12.69
Briggs-Boesche Farm	Town of East Greenwich	10	19	46	74
Frenchtown Park	Town of East Greenwich	35	16	53	72.43
Laurel Wood	Town of East Greenwich	35	16	29	9.53
Fry Family Nature Preserve	Town of East Greenwich	42	16	12	43.7
Hunt River Preserve	Town of East Greenwich	18	17	16	11.59
Bleachery Woods	Town of East Greenwich	64	6	1	5.65
Westwoods Farms	Town of East Greenwich	58	14	128	11.54
Folger's Woods	Town of East Greenwich	69	12	472	15.05
Dark Entry Brook	Town of East Greenwich	84	9	22	3.32
Mystic Woods	Town of East Greenwich	8	19	246	20.88
Merriam Field	Merriam Trust	28	18	1	16.08
Briggs Farm Development Rights	Michael C Kent Revocable Trust	22	18	13 & 91	64.02
Reynolds Farm Dev.Rights	Michael Durand Revocable Trust	2	19	215	17.76
Tanner-Clark Preserve	Town of East Greenwich	15	19	30	127.77
Pine Farm	Town of East Greenwich	16	18	15	39.86
Total					545.87



SCHOOL DISTRICT

The School District today is made up of a PK – 12 configuration that in FY 2024 is housed in a total of six separate facilities, with separate Administration Offices housed on Peirce St. in a municipal building. The District is separated by grade in a structure that includes, PK - 2, 3 - 5, Middle School 6 - 8 and High School 9 - 12 with total enrollment in the range of 2,550 students. A grade realignment has been under review and has been proposed by the School Committee and Administration and is expected to change as part of the broader School Master Planning Process and district-wide grade realignment with the projected start date of fall 2027. Once the district building improvements as part of the Master plan are completed, a grade realignment involving multiple schools will result in a shift to a (PK) – K, Early Childhood Center at Meadowbrook Elementary, and a Grade 1-5 model at both Frenchtown and Hanaford Elementary Schools, with an increase in enrollment to 400-550 per school, stemming from the decommissioning of Eldredge Elementary School.

Here is provided a few comments and thoughts regarding major initiatives that are ongoing within the District as well as the Districts proposed FY26 Budget program.

School Construction Initiative: School Construction Committee (SCC) Effective April 2025

The School Construction Committee as approved by the Town Council, by ordinance, in compliance with Town Charter, and legislatively approved Bond Act is continuing in its lead role in management of the project, with both Town Council and school Committee involvement and support. This is a twelve (12) member committee made up of the following individuals at this specific stage in the project, that will guide this project in an advisory capacity for the Town Council and School Committee as the Town Council makes numerous financial decisions associated with the construction of the noted improvements, and in meeting the educational priorities as established by the prior School Building Committee, School Administration and School Committee.

1. Mark Schwager - Town Council President
2. Michael Donegan - V.P Town Council
3. Andrew E. Nota, Town Manager
4. Patricia Sunderland - Town Finance Director
5. Albert Ranaldi - Town Planning Director / Alt. Designee DPW Director Fred Gomes
6. Alyson Powell - School Committee Chairperson
7. Will Hangan - School Committee Member
8. Alexis Meyer – Interim School Superintendent
9. Bob Wilmarth - Director School Facilities
10. Coleen Smith - School Principal
11. David LaPlante - Public Member
12. Jacob Pray - Public Member



**This SCC structure will remain in place through the completion of this project in 2029, although most likely with many committee member adjustments, due to staffing changes and future elections, through the duration of this long-term project.

Through the initial facility assessment phase, it was clear to School and Municipal Officials, that many of the school buildings were in need of immediate attention to varying degrees, in order for the District to be able to continue providing appropriate educational space to support the quality of educational programs offered to our local student population. The District makeup today presently consists of buildings built in 1927 Eldredge, 1958 Hannaford, 1964 Frenchtown, 1969 High School, 1969 Meadowbrook and 2011 Cole Middle School.

At the time this process began, the Facilities Committee advertised for a consultant to assist with this process, including the review of building space programs and the development of conceptual alternatives for the various projects under consideration. The integration of this information formed the basis of the master planning process to guide future capital investments in the district. The Facilities Conditions Assessment (FCA) represented an important element of this study, in evaluating all East Greenwich Schools. It was designed to identify deferred maintenance exposures across all school buildings and grounds. This comprehensive study continued in using a methodology that ranked all deferred maintenance into a series of Priority Rankings, including, Priority 1 - High, Priority 2 - Important and Priority 3 - Deferrable. This assessment was used to provide a detailed listing of the Districts immediate needs, although was not initially designed to address capacity and space utilization challenges, adherence and compliance with RIDE education standards, or the buildings functional capacity limitations.

Since this initial assessment, several significant steps have been taken in placing the District and Town in a position to submit both the Stage II and Stage III - School Construction Applications to the Rhode Island Department of Education (RIDE). The School Construction Committee with the support of the School Committee and Town Council are now preparing to submit the Design Development plans as part of the Stage III process by the end of April 2025.

At its inception, the School Department in compliance with RIDE requirements for the Necessity of Construction Program, formed a School Building Committee (SBC), made up of various School and Town officials, professional staff, as well as select members of the community to lead and guide the next phase of this structured process. The process and the SBC represent the aspects of the initiative that the community is most familiar with, as this process has provided for structured discussion on grade realignment, the conditions assessment, present and long-term district needs, educational requirements, enrollment projections, contemplation of rehabilitation v. new construction, consolidation options including possible school closures, as well as other aspects of community impact like property repurposing, housing influences, service impacts, debt and tax impact. As noted above, there has now been a transition from the School Building Committee (SBC) to a School Construction Committee (SCC) to address the specific oversight and management responsibilities for the project during the upcoming construction phase and to address the projects fiscal requirements of the project as noted in the Bond Act language and as authorized by the Town Council.



The hiring of an Owners Project Manager (OPM) - LeftField, and CM-Design Builder - Consigli Construction Co., Inc. was completed earlier in May/June 2024 as the engineering plans for numerous large-scale projects are completed for the construction phase. The architect in this design build format is hired by the Construction Manager with that being Ai3 Architects. The Administration in making a recommendation to the Town Council for a contract change, chose to make a change from the initial OPM, Colliers Project Leaders, to a different firm, LeftField as the project changed phases and the Stage II process began. The time for Debt Issuance is approaching and is projected to include several steps between 2025-2026 and this debt will then be reflected in the annual debt schedule presented in the annual operating budget program. The impact of the initial element of debt issuance is expected to be felt in the form of interest obligations in FY26 in a gross amount of approximately \$3.5 mil, minus investment income with Rhode Island Health and Educational Building Corp. (RIHBEC), leaving a net impact of approximately \$1.8 mil. in the FY26 budget program with a corresponding impact on the overall tax levy.

The Town secured voter authorization to issue General Obligation Bonds and/or Notes in a Principal Amount not to exceed \$150,000,000 for the purpose of Financing the Acquisition, Construction, Improvement, Renovation, Alteration, Furnishing and Equipping of Public Schools and School Facilities in the Town and all attendant expenses. This includes, but is not limited to, Costs of Design, Demolition, Athletic Fields, Landscaping, Parking, and Costs of Financing Schools that includes but is not Limited to: a New Build Replacement for the Frenchtown Elementary School, Additions and Renovations or a New Build Replacement for the Hanaford Elementary School, Renovations and Improvements to the Meadowbrook Elementary School, and Additions and Renovations to the East Greenwich High School.

The preliminary building construction schedule has evolved over time as we enter the final stages of the Stage III approval process, is now expected to involve all building phases, in simultaneous fashion, with the main work at both new elementary schools, Frenchtown and Hanaford expected to begin in early 2026 as other rehabilitation and smaller add/reno work is at Meadowbrook Elementary and the High school to follow shortly afterwards. All work is tentatively expected to be completed in the summer of 2027 with added time available into 2029 as noted in the project agreement with RIDE.

FY 2025 PROPOSED SCHOOL BUDGET

In Rhode Island, cost drivers for public school budgets can vary amongst the individual municipalities, although typically include factors such as student enrollment, personnel contractual obligations, tuition, out of district placement, special education services, facility maintenance and improvements, technology investments, transportation, legal obligations, outsourcing of services and curriculum development. These cost drivers in some cases are essential for providing a quality education to students, although added efficiencies and management of the system needs to be in place and considered a priority to ensure the stable and consistent operation of the School District.



Achieving a balancing of interests in the public-school budget with other community priorities is a challenging task for all communities, as interests and priorities vary in every community and as all public services remain important. Community priorities may include funding for public safety, small and large-scale infrastructure projects, Human and Social Services, Parks and Recreation, Commercial Development Support, Land Preservation, Information Technology Improvements, Housing, various other Service Initiatives and targeted Economic Development projects. It is important for policymakers and stakeholders to consider the needs of the community as a whole when making such budgetary decisions.

In a municipality, finding a balance between funding for public schools and community priorities often will involve and require careful short/long-term planning, collaboration, strategic decision-making, resource allocation scheduling, mutual aid partners, communication amongst the various stakeholders and above all, compromise. All such processes will require trade-offs and prioritization of certain initiatives over others that may involve a change in project timeline, based on the available resources and the needs of the broader community.

Ultimately in achieving a balance between the goals of a public-school budget and other community priorities requires thoughtful consideration of the impact of budget decisions on the overall well-being and quality of life within the community and internal functioning of the district. Collaboration, open dialogue, planning, preparation and a professional process are all important and represent key elements of the process in finding solutions that meet the diverse needs of the community.

The FY2026 budget recommendation as proposed by the Superintendent, modified and approved by the School Committee, was developed based on an anticipation of a 4% overall increase \$1,652,493 in the Town tax transfer from FY25, amounting to a revised tax transfer total of \$42,964,865. This request also included a reduction in total State aid of (-\$839,381) or total of \$6,099,965, Tuition Revenue in the amount of \$360,000, Medicaid Reimbursement of \$300,000, Reserve Use of \$300,000 and other source revenue totaling \$160,500 including rental income, refunds, and miscellaneous revenue. These changes amounted to a proposed total budget increase of \$203,614 or a .4% increase over FY25. The stark limitation in growth of the overall budget program is based mainly on a revenue shortfall, stemming from three major elements, including the significant reduction in state aid as projected in the Governor's proposed budget, an overestimation in select revenue line items, and the lack of available resources in the Districts Reserve that has been used heavily in recent years to provide added revenue support to the budget program. Such use of this reserve is a disfavored practice and should ideally be used for the sole purpose of supporting planned one-time expenditures or to address other District emergencies. The District in the FY25 and FY24 years, also received added State Aid, after the budget had formally been adopted at the local level, amounting to \$208,154 in FY2024 and \$227,062 in FY 2025, respectively, with no formal plan for use of these funds or a proposed reduction in reserve use. During the



prior three-year period, expenditures were made from the Reserve that exceeded the approved adopted budget for reserve use of more than \$1 mil. and the referenced over expenditures amounted to close to \$600,000.

The budget category breakdown supporting the FY2026 request, included the following:

- **Personnel Services:** \$28,335,945 – a decrease of (\$123,912) or (-.4%) from the adopted FY25 budget, with actual FY 25 district projections anticipating a year-end balance of \$27,797,214 or a possible increase in FY26 of \$538,731 or 1.9%. **FY2025 budgeted inc. of \$1,197,289 or 4.39% in line item over FY24 actuals.**
- **Personnel Services – Benefits:** \$10,659,746 representing an increase of \$587,169 or 5.83% and an FY25 year-end projection of \$9,944,127 or inc. of \$715,619 or 7.2%. **FY2025 budgeted inc. of \$704,915 or 7.5% in line item over FY24 actuals.**
- **Purchase Professional /Tech Svcs.:** \$2,677,704 – a decrease of (\$215,967) or -(.075%) and an FY25 projection of \$2,966,945 or potential reduction of (\$289,241) or (-.09%). **FY2025 budgeted inc. of \$281,306 or 10.7% in line item over FY24 actuals.**
- **Purchased Property Svcs.:** \$1,250,290 – a decrease of (\$9,312) or (-.007%) and a FY25 projection of \$1,317,648 or potential reduction of (\$67,359) or (.05%). **FY2025 budgeted inc. of \$231,682 or 22.5% in line item over FY24 actuals.**
- **Other Purchased Services:** \$5,074,934 - an increase of \$47,194 or .009% or potential increase of \$190,113 or .039%. **FY2025 budgeted inc. of \$384,991 or 8.3% in line item over FY25 actuals.**
- **Supplies, Materials, Textbooks:** \$1,768,639 – a increase of \$157,184 or 9.8% or potential reduction of (\$42,955) or (-.2.4%) from actual expenditures of \$1,811,694. **FY2025 dec. of (\$142,110) or (-.8.1%) in line item over FY24 actuals.**
- **Property, Bldg., Equip., Vehicles:** \$237,476 – a decrease of (\$205,851) or (-46.4%) or potential decrease of (\$188,272) or (44.2%). **FY2025 dec. of (\$16,887) or (-3.6%) in line item over FY24 actuals.**
- **Dues and Fees:** \$180,495 – a decrease of (\$32,891) or (-15.4%), or potential decrease of (\$43,859) or (19.5%). **FY2025 dec. of (\$140,832) or (-39.7%) in line item over FY24 actuals.**

My role as Town Manager is to provide various perspectives as to the School Districts overall budget request, although beyond such references to fund management, revenue and expenditure proposals, debt requests and future planning, my recommendation is limited to the tax transfer amount and maintenance of effort compliance. As noted, the Town Manager’s budget request for FY26 includes the maximum request that I can legally request in accordance with R.I.G.L. at the 4% threshold, over the budgeted amount adopted in FY25. The Town Council does have additional options in certain respects regarding variation in funding via the Tax Levy Title 44 , 44-5 Levy and Assessment of Local Taxes and under Title 16 Education 16-2-21 in the Education Law specific to funding of local School Districts. These considerations are policy decision that can be considered by the Town Council in their review of the overall proposed budget program and associated tax impacts. In support of the Town Council I will provide additional context to thee options by the end of the budget process.



Additional School Budget Impacts in FY26 and Steps forward:

In addition to the above materials, the District has also proposed to utilize \$300,000 in reserve funding in FY 2026, a reduction from the FY2025 proposed use of \$842,000. This amount is significant although falls short of the budgeted amount in FY24 of \$857,451, with year-end actuals of over \$1.4 mil. in expenditures from the reserve including two years in a row with over \$1 mil. in expenditures from the reserve fund. The use of reserve in this fashion has created a structural reliance on this inconsistent source of funding. Such targeted use of this fund significantly beyond any annual surplus amount generated, has place the District on track to fully deplete this reserve fund in the immediate future or potentially in the FY2026 year. This unchecked use of funds will place the District and the Town in a difficult position and the District in a more challenging position to replace this revenue with some other sustainable source, as such action will be aligned with the initial issuance of debt (June 2025) associated with the School Construction Project. It was just a few years ago that the District and Town deliberated on this issue on a fairly routine basis, in recognizing that a managed use of the Reserve Fund was necessary to slowly use the fund in resetting its base at a more appropriate level, while protecting the supplemental needs of the District and preventing any type of structural dependence on an outside source of revenue. That has not been the case in recent years and the District and Town should now prepare for a challenging multi-year period where added budget pressure will exist annually, in concert with a more difficult economic environment and lessening State and Federal support.

In addition, here are several revenue line items of significance:

- a net increase is anticipated in **Individual Tuition** from a projection of \$295,000 in FY25 to \$360,000 in FY26 with actuals in FY24 totaling \$211,000;
- no change in the **Hanaford Trust** remaining at \$40,000;
- a slight reduction in projected **Rental Income** at \$100,000 down from the FY25 adopted budget of \$125,000 with a FY25 projection of \$90,000;
- a reduction in **Contributions and Donations** from the budgeted amount of \$20,000 in FY25 to \$3,500 in FY26 with FY24 actuals of \$5,807;
- a reduction in **Medicaid Revenue** at \$300,000 in FY26, a reduction from the projection of \$385,000 in FY25 with FY24 actuals of \$234,052;
- and a substantive decrease in **State Education Aid** stemming from the Governors proposed FY26 budget amounting to a reduction of (\$839,381) in aid lowering the total to \$6,099,965, versus the FY25 program that included \$6,939,344.

The overall existing school district debt impact as projected in FY 2026 is estimated at \$3,795,443 and is supported by existing and new debt activity in the District amounting to a net decrease of (\$12,816) over the budgeted debt amount of \$3,808,259 in the 2025 fiscal year. There is also expected to be a slight decrease in



the adopted FY 2026 Housing Aid & Federal Credit amount of (\$139,395), with total Housing Aid & Federal Credit projected to be \$1,808,183.

The Proposed New School Debt in FY26 includes the remaining \$2.4 mil. in available funding from the \$5 mil. capital bond and the New School Construction Debt of \$150 mil. over a 25 Yr. term. As the community is familiar, the District is engaged in a Master Planning process to address broad need within the district for capital investment. The original School Building Committee (SBA) had developed a proposed series of improvements with a district-wide perspective that was referenced in the Stage II process with RIDE. A single proposal supported by the SBA, was presented to the School Committee and ultimately approved by the Committee in April 2023. After review and further consideration, a proposal with an estimated cost in the range of \$150 million was approved by the School Committee to advance to the design phase in support of the Districts Stage II application. This option was considered by the Town Council in their review of the total amount of debt that the Town Council feels is appropriate to be presented to the voters, and ultimately approved in a local referendum in November 2023. The district-wide improvements are planned to touch all district buildings, potentially while also involving a grade realignment at the elementary school level, a school consolidation with the decommissioning of Eldredge Elementary School, and look closely at many of the internal systems and other district priorities, including security upgrades/enhancements and a broad modernization of the educational environment and strategies as presented by the District.

As has been noted in various public discussions over the past several years, it is critically important for the community to engage in and understand a balancing of interest approach and that this be recognized by all departments and programs of the Town and District. This review and the corresponding impacts will be realized in the General Fund, School Fund and Debt Fund in the support of any investment of this magnitude being contemplated by a community of East Greenwich's overall population size and residential and commercial tax base. In a broader context, the operating programs of the Town and School, as well as any scheduled short-term pay-go capital investment will face the challenge of being directly limited when the full principal and interest payments are required when the debt stemming from this Master Plan is issued and becomes due. Relief may only be realized when in future years, other forms of community debt is retired, plus the full extent of state reimbursement is realized, thus lowering the Town's annual debt obligation, refinancing opportunities presents itself in the market, or an alternate reprioritization of funding is implemented in Town and School programs. Existing School Debt issued in prior years will migrate off the debt schedule in the amount of \$1.27 mil. in 2030 and \$2.1 mil. in 2038 providing for such an opportunity. In addition, general parameters should be established for the programmed use of school reserve funding, should a sufficient balance remain, to ensure a sufficient and appropriate reserve remains in place to address critical internal budget changes and to prevent a structural deficit from occurring, requiring added tax funding and an emergency action of the Town Council. The idea that significant fund reserves can be used to support general program expenses on a routine and annual basis is unsustainable, without a sizeable surplus generated annually to counterbalance the reserve reduction.



Steps and perspectives on addressing ongoing funding inconsistency and budget sustainability:

- Budget approach and management practices need to be better aligned;
- Stability in District Leadership, Administration, Staffing and Practices;
- Better Defined Town Fund Balance and Reserve Use Management;
- 4% limits on MOE and Tax Levy and Debt Service Exception;
- Cost Per Pupil (local share v. State share) and what it means;
- Employee Collective Bargaining Agreements;
- Budget Process and Timing;
- Sustainable Budgeting and Legislative Involvement;

Today we find the District operating in a difficult budget environment, with budget development being impacted mainly by revenue loss rather than the customary expenditure challenges, although both are contributing to the present situation. This is all occurring while the Town is in its second year of supporting the District with a proposed 4% inc. in the operational program and maximizing compliance with the State Maintenance of Effort Requirements, the maximum under the education law as written. The Town also plans to exceed the 4% tax levy limitation in FY26, based on an exception to the law that allows for debt service or bonding representing an eligible basis to exceed that 4% limitation. At this time, the Town Administration plans to support the school with a 4% operating budget inc. over their FY25 transfer amount of over \$41.3 mil. or \$1.65 mil. of an increase, with the overall school budget being \$50 mil. , plus Federal funding extending that to approx. \$51 + mil.

In this scenario and more constrictive economic environment, the Town has been engaged in the following practices:

- A) In FY25 and FY26 the Town has initiated the maximum 4% amount or \$1.65 mil. in FY26 where the State law does not require a municipality to provide for funding above last years adopted or actual expenditures through the Maintenance of Effort Requirement. The District has averaged just under \$1 mil. per year in growth in the tax transfer over the past 6-years and another \$665,000 annually in school aid increases with an overall budget increase of close to \$1.7 mil. per year during this period. The District is funded in an appropriate manner with the District responsible for its internal decision making and district -wide establishment of priorities.
- B) 4% Tax Levy Exception - \$1.8+ mil. in Interest Obligation) The Town has requested an exception with the State Division of Municipal Finance to the 4% levy restriction, to extend beyond the 4% maximum in the range of approximately 5% in FY26. The basis of this request is solely due to the ongoing School Construction initiative that will require an estimated \$1.805 mil. in net debt service or interest payments that will be due in FY26. The overall gross cost is approximately \$3.5 mil., minus added investment income as generated through RIHEBC, lowering the net impact to approximately \$1.8 mil. This is a new debt expense for the Town to be followed in FY27 and FY28 with a more significant impact of an estimated \$5.5 and \$7.5 mil. respectively, based on the timing associated with receiving



the state reimbursement until closer to FY29, where it will significantly lessen our annual debt service requirements that we will incur over the next three years.

This is a subject that the Administration and Town Council has discussed publicly at length on numerous occasions in recent years and prior to the Bond being approved in support of the project by residents. When you support a project of this magnitude, it must be understood that it does come with known ramifications and impacts to other parts of the overall budget program, including both capital and operations. Revenue at the local level are mainly generated through the property tax which creates a natural limit on available resources.

- C) Direct/Shared School Costs: The Town is continuing to address several direct school costs amounting to approximately \$500k annually, addressing services like Grounds and Field Maintenance, Tree and Landscaping, Plowing, Sanding, Sweeping school grounds, Administration building office space, Capital and Operational costs, SRO costs, some Prevention and Mental Health service support, and some Communication and EMA costs. In addition, the Town is now working on larger outdoor recreational and athletic projects in our capital program and removing those from the Schools program, in lessening the need to budget for such improvements in the future and allowing for a reallocation of funding. Some of these costs will remain in MOA's developed between the District and Town and the costs will be reasonably apportioned, while others being borne by the Town and yet others borne by the district and added to the cost per pupil, that will elevate the recognized cost per pupil on the overall statewide ranking.

Relationship and Impact on Cost Per Pupil Total:

It should not be overlooked that the cost per pupil is made up of mainly, local Municipal contributions and State Aid. Based on this construct, some of the highest cost per pupil communities have pressing student population needs in various educational and support areas, or they are a smaller community with limited student population, thus in either example those district costs remain higher, prompting the higher cost per pupil. In the first example, most of these municipalities do not directly pay the full amount as noted and in fact pay a considerably less local share compared to East Greenwich because they rely heavily on state and federal support, unlike East Greenwich that is paying its fair share for the bulk of the true base student cost.

This belief in fact plays out clearly in the **2024 Local Cost Per Pupil Share Report** provided by the RI Department of Education, where the Town of East Greenwich contributed the **14th highest local share** or (\$13,829) of funding support out of the **36 recognized public-school districts**. **For FY26, the district has the 6th lowest state share ratio of all districts at 13.2%**. This is further supported in a review of the **2023 Cost Per Pupil Expenditure Report** including both (local and state aid) which ranks **East Greenwich as the 32nd out of 36 Districts on per pupil expenditures in this combined report**,



reflecting that the introduction of state aid into the calculation, shows the skewing of data that can occur and mislead those reviewing this information, (unless it is explained), for the municipalities in districts that are heavily subsidized with State Aid. This comparison supports the idea that those municipalities directly contribute far less in terms of their local funding share of the cost per pupil calculation. **The result reflects that East Greenwich at a local level, funds the district at a much higher level than most districts in the state, and it is the lack of state aid that creates the optic and added financial pressure on our district in this comparison with other communities around the state. This review also clarifies the issue, that it is not an underfunding by the community that is occurring, as we already fund more than most, it is in fact an underfunding by the state generating the placement, low on the states cost per pupil ranking.**

In this comparison, there are a series of communities that pay in a local share anywhere from \$2,000 to \$4,000 per student, although their overall cost per pupil falls in a range around \$22,000 per student, considerably higher than the \$18,729 net student cost for East Greenwich. In these cases, it is the State of Rhode Island subsidizing these districts and paying considerably more, that is ultimately reflected in their overall cost per pupil amount. This in no way should be viewed as a negative in terms of local funding or underfunding, by the East Greenwich community, as the Town is funding directly at a rate anywhere from 3-7 times more than some of these other districts, and every community has a normal threshold as to what it can afford to pay for services.

Funding Levels:

The idea that the Town has systemically underfunded the district in any manner, is not supported by any budget or department of education data, based on my comprehensive review of this matter and direct communication with RIDE officials. There is no evidence of this occurring today or in the past over a prolonged period, nor has any such evidence been presented by others. This claim has been raised in some local funding discussions in the community and within the District associated with the idea that the district needs to be “fully funded”. The term “fully funded” is also one that is completely undefined and misunderstood in this discussion, as it is something that just doesn’t exist in government at any level and is left open to interpretation by those using it. In speaking with representatives of the finance team at RIDE on various occasions, in no uncertain terms they do not consider East Greenwich to be underfunded.

My professional belief is that this term has developed in this context from changes made to the early School Staff budget requests being modified by the School Administration or eventually impacted by the Town as part of the budget process. Professionals within the district, just like Town Department heads, submit budget requests, those requests include more than articulated “needs”, but are comprehensive in nature including many other initiatives. In the Town budget review, such requests are reviewed and modified by our financial professionals in review with the department professionals, the Town Manager then receives this modified version of the budget, and I directly initiate additional changes, should they be warranted. I then present and defend that final budget



before the Town Council as it is the Town Manager’s budget, similarly like the initial school budget representing the Superintendent’s budget.

Budgets developed by specific departments, using one lense, in my perspective should not be presented directly to the final decision makers including the Town Council or School Committee, without addressing the myriad of other community issues requiring balance in the budget proposal with other priorities. It is the responsibility of both Administrations to professionally manage such balancing of interests in this process, and then discuss said changes before the Town Council who ultimately will make the final funding decisions. Elevating that responsibility to the Town Council or School Committee level, is inappropriate in this forum. Funding all requests is not possible within any community, including East Greenwich, and that is why the idea of balancing priorities is at the root of all such discussions and remains challenging at times when interacting with various community representing a particular interest.

D) School Construction Investment:

The Town of East Greenwich is supporting the largest single investment in school infrastructure that has ever occurred in this community. An investment by the end of the project will cost in totality more than \$260 mil. including debt service repayment over the next 25 years. This is based on the approved bond of \$150 mil., potential overall cost being slightly higher than this amount and the anticipated debt issuance and cost of repayment. In this program the State of Rhode Island will reimburse the town up to a maximum of 55% of this total cost, leaving the town with an overall cost of \$110-120 mil. depending on the issuance costs, interest rates and opportunity for future refinancing.

In the interim, prior to this debt being issued later in 2025, the Town is using its fund balance reserve in support of this project, by advancing funding in support of our consultant team and other project expenses, until such time that the reserve fund can be paid back when the debt is issued. This is a positive feature of having a reserve available to support this and other community projects. One negative aspect is that as the fund is reduced during this period, investment income returns are also reduced, potentially below the point that was originally budgeted.

E) Fund Balance Reserve:

The Town has a Fund Balance Reserve and the School District has a reserve fund, mostly made up of surplus funding– they are not one in the same, nor do the function similarly, so it is important to not conflate these two reserve funds in community discussions.



The Government Financial Officers Association, (GFOA) has noted that is essential that municipal governments maintain adequate levels of fund balance to mitigate current and future risks (e.g., revenue shortfalls and unanticipated expenditures) and to ensure stable tax rates.

How is an Appropriate Level Determined. The adequacy of unrestricted fund balance in the general fund as defined by GFOA, should include each municipality’s own unique circumstances. For example, a municipality that is more vulnerable to natural disasters, more dependent on a volatile revenue source, or potentially subject to cuts in state aid and/or federal grants may need to maintain a higher level in the unrestricted fund balance to better mitigate this risk. GFOA recommends, at a minimum, that general-purpose municipality, regardless of size, maintain unrestricted budgetary fund balance in their general fund of no less than two months of regular general fund operating revenues or regular general fund operating expenditures.

In our example here, with approximately \$80 mil. in total annual expenditures = \$6.6 mil. monthly in expenditures over the minimum of two months equals \$13.3 million or just under 17% - we are today at \$10.6 mil. or 13.8% or close to \$3 mil. short of the goal we are working toward. The vast majority of municipalities do not fund this reserve directly, it increases in size as we can sustain any year-end surplus, or have other revenue sources available, while averting any direct use of the reserve, that is not replenished by a surplus at year-end. The percentage of funding varies differently than the actual dollar amount in the fund, as the expenditure increase each year, requires a certain level of year-end investment in order to strengthen or increase this percentage versus losing ground, in spite of a surplus transfer.

Use and Replenishment.

The GFOA recommends that the fund balance policy should define conditions warranting its use, and if a fund balance falls below the government’s policy level, a plan to replenish it is required. In that context, the fund balance policy should:

1. Define the time period within which and contingencies for which fund balances will be used;
2. Describe how the government’s expenditure and/or revenue levels will be adjusted to match any new economic realities that are behind the use of fund balance as a financing bridge;
3. Describe the time period over which the components of fund balance will be replenished and the means by which they will be replenished.

Generally, a municipality should seek to replenish its fund balance within one to three years of use. Specifically, GFOA reflects specific factors influencing the replenishment time horizon which include:



1. The budgetary reasons behind the fund balance targets;
2. Recovering from an extreme event;
3. Political continuity;
4. Financial planning time horizons;
5. Long-term forecasts and economic conditions;
6. External financing expectations.

Revenue sources that would typically be looked to for replenishment of a fund balance include nonrecurring revenues, budget surpluses, and excess resources in other. **Year-end surpluses are an appropriate source for replenishing fund balance.**

Unrestricted Fund Balance Above Formal Policy Requirement. In some unique cases, a municipality may find themselves in a position with an amount of unrestricted fund balance in the general fund over their formal policy reserve requirement, even after taking into account potential financial risks in the foreseeable future. Additionally, an education or communication strategy, or at a minimum, explanation of large changes in fund balance is encouraged. **In all cases, use of those funds should be prohibited as a funding source for ongoing recurring expenditures.**

School District Reserve: Is typically not actively funded, although a balance is developed over time to address annual variability in the District's budget development and addressing shifts in enrollment, emergency expenditures, state aid and other revenues, etc. Districts are not legally required to have a reserve of any specified or recommended amount.

I do professionally believe it's important for the District to have some level of a reserve to address the issues noted above. The District has a policy at 2.50% goal and anything above that should shift to the Capital Reserve, where there is customarily a need for added funding. This prevents the existence of an inflated reserve while continuing to justify the need for increasing local tax contributions. This policy provides for a balancing of interests and more long-term stability in the reserve. In our example here, a \$50 mil. district program, the use of 2.5% equals a goal of \$1,250,000 with any overage going to the Capital Reserve. This represents a reasonable figure based on annual needs within the District.

Collective Bargaining – Anyone that's been involved in collective bargaining negotiations understands that it is a complicated process, both between the employer/employees and also at times amongst the various internal employee groups, as they at times support different district and employee priorities. These discussions customarily deal with many variables and interests as the two sides strive to come together to a compromise position. The formal process is traditionally confidential and negotiated amongst the leadership of the bargaining unit and school administration.

To correct a trend or a supposed wrong that may have occurred in prior years, is not normally something that can be changed at one time. To redirect a project, initiative or even contractual terms, takes time, and is many times accomplished over the term of a multi-year contract or over multiple contracts. This is many times necessary when you have a large employee block of individuals (i.e. 250 teachers) as benefit and salary modifications cannot be made over a short horizon.



The Towns professional staff and I stand prepared to provide the District Administration with whatever added support they may require in closing out the FY25 year in a good place, and to develop a sustainable operating and capital program as we look forward to a series of difficult state budget years in the immediate future. Our strength is in working together and in leveraging our relationships with

other similar communities around the state, and the need for local legislator leadership at the state level, may be uncomfortable for some, but is always necessary when engaging the Department of Education and preserving the strengths of our local public-school system.

This balancing and reprioritization of the most important needs and interests of the District and capacity of the town's ability to pay, must be understood by all involved and factored into the future decisions of the community. These points do not represent a deterrent or opposition in any form to curb forward

movement in the Master Planning process, as the infrastructure of the District has been neglected and a plan today is advancing to address these scheduled improvements over the next several years. These points are being raised here in concert with a significant operating budget district request for FY 2026 as everyone strives to find a workable balance of need and cost, and this exercise may require further review and reflection as part of the broader community budgeting process in future years.



Town Council Priorities and Goals

Town Council Goals & Objectives

The following represents the Town Council’s Goals and Objectives for the 2025-2027 Term along with several initiatives that extend beyond this timeline into future years. These main community goals will be identified according to specific topic areas and contain some carry-over to alternate program areas based on the nature of the specific goal cited. Various actionable objectives will follow each set of goals specific to ongoing or future efforts of the professional staff targeted to a specific area.

I. Budget Development and Fiscal Management

GOALS:

- Compose annual municipal budgets that are efficient, transparent, and engage the general public;
- Provide the community with adequate resources for essential public services and programs;
- Continue to identify and implement efficient and effective improvements throughout the Town’s municipal operating program;
- Consider residents and businesses ability to pay in supporting the approved municipal budget program;
- Utilize the budget process to advance/implement the overall policy environment and administrative work program for the community;
- Promote public involvement and active participation in the development of the annual budget program;
- Strive toward the eventual development of an AFR –Annual Financial Report.
- An AFR is a set of financial statements for a state, municipality or other governmental entity that comply with the accounting requirements established by the Governmental Accounting Standards Board (GASB);
- Provide for a well-balanced and meaningful ARPA plan, in investing the \$3.92 million in funding received by the community, into critical municipal functions. Funds have been committed by Dec. 31, 2024 to distinct projects and must be fully expended by Dec. 31, 2026.

OBJECTIVES

- Utilize the annual municipal budget process, including the Capital Improvement Program, to support and implement municipal policies, functional areas, and programmatic priorities to address areas of need within the community;



- Develop and implement strategies and promotional efforts to increase public participation in the budget development process, including use of social media platforms and the new public engagement platform;
- Continue to work collaboratively with the School Committee and School Administration to provide appropriate resources and recommend administrative best practices to assist with an efficient delivery of services for the Town's public educational program;
- Engage the State Administration and General Assembly to ensure that State-aid for East Greenwich provided through State resources assists local budget development, addresses state mandates, and is equitable for local residents and taxpayers;
- Monitor the availability of State and Federal grants for special projects and/or provide resources to underwrite the operational costs of general departmental functions and programming;
- Manage Capital projects to effectively complete projects on time and within budget;
- Continue programs and services involving regional cooperation and evaluate expansion of such efforts to new functional areas, as opportunities become available;
- Maintain a program of municipal support for outside agencies and area nonprofit organizations that provide important local services;
- Provide a fiscal impact analysis relating to personnel and equipment requirements for any new or expanded program, project, or policy initiative under consideration;
- Work to provide and maintain a budget document consistent with GFOA's Distinguished Budget Award requirements.

II. Communication and Education

GOALS

- Promote public engagement and awareness of programs and services through information dissemination, accessibility, and inquiry using a variety of channels including but not limited to in-person, online, print sources, local and statewide media and the Towns Public engagement platform;
- Utilize the Town's website and other online/social media resources on a broader basis to communicate with and provide information and resources to residents, local business, and other interested parties;
- Utilize new survey tools and discussion platforms when appropriate to engage interested members the public on specific topics.
- Maintain and improve communications and cooperation with local policy boards and commissions, including but not limited to the Town's municipal boards and commissions and the School Committee;
- Determine best practices to address the impact of lessened capacity and the potential of increased student enrollment within the School District as part of the Master Planning process and its potential impact on educational programming, facility usage, and capital planning;
- Maintain and improve communications and cooperation with local institutional and Business entities, including but not limited to NEIT, Chamber of Commerce, Mutual Aid partners, etc....



OBJECTIVES

- Continue to leverage and expand upon the Town’s upgraded website platform in FY2024 and other technology investments in communication, to compliment traditional communication and informational efforts by the Town;
- Continue to leverage and expand the Town’s social media presence to compliment traditional communication and information-based initiatives;
- Promote increased registration by residents and businesses in the Town’s Emergency Notification System CodeRED as a communication tool for sending emergency notifications (local events, incidents, critical services, public safety concerns, etc.);
- Continue the Town’s efforts to incorporate, integrate, and utilize state of the art technological systems, programs, and tools across all municipal government functional areas;
- Schedule and conduct periodic meetings with local policy boards and commissions to give and receive feedback, and provide direction, as appropriate;
- Schedule and conduct annual meetings with the NEIT administration to share information and discuss issues of common interest;
- Schedule and conduct annual meetings with the Chamber of Commerce, its members and the broader business community;
- Revise municipal documents, reports, and plans to increase ease of use amongst the public and other stakeholders, making documents accessible online, through the scanning a digitization of records;
- Continue discussion with the School Building/Construction Committee, School Committee and Town Council as to how to address the impact of fluctuating student enrollment on all school buildings and programs;
- Identify potential long-term School District planning options, funding availability and modifications to capital improvement priorities as part of the Master Planning process and annually thereafter on an as-needed basis, during and after the \$150 mil. School Building Initiative is concluded;
 - Project has entered Stage III of the RIDE approval process with the first allotment of debt to be used in June 2025.
 - Prepare for decommissioning of Eldredge Elementary School and future transition to multi-purpose program, recreation and education center for all ages in community.

III. Core Services and Facilities

GOALS

- Continue to provide high level and diverse municipal services and programs for the residents of our community;
- Provide municipal services in a cost effective, efficient and sustainable manner;
- Maintain the Town’s strong position among RI communities by continuing to incorporate sustainability features into municipal services, programs, and facilities;



- Provide for a sustainable road & sidewalk maintenance program with the addition of a comprehensive assessment study and future system management;
- Ensure high quality indoor and outdoor recreational fields, facilities, playing fields, trails, grounds and waterfront features;
- With the completion of the Waterfront Study in 2023, and in securing a \$963,000 federal appropriation, develop plans and next steps to provide for access, recreation, ADA and commercial enhancements to the town's waterfront district and neighborhood;
- Provide for necessary public safety facility improvements in order to maintain and advance the present compliment of services offered. Submit multiple federal appropriation and other grant applications in seeking funding to support the modernization of the Dispatch Centers at EGPD and EG Fire Station 1.

OBJECTIVES

- Provide adequate resources, programs, facilities, and personnel levels to maintain high quality, responsive municipal services across all departments, divisions, and functional areas (Town Administration, Public Safety, DPW Building Services and Utilities, Schools, Community Services, and Senior Services);
- Continue to actively review Municipal and School facility needs to plan and implement processes and systems to ensure the highest level of security is maintained;
- Annually evaluate the need, prioritization and cost for continuation, reduction, or expansion of municipal services levels;
- Continue with existing programs and assess new opportunities for regional approaches for service delivery in cooperation with other Kent and Washington County communities and NEIT in improving our overall organizational efficiency;
- Complete an investigative Waterfront Study, providing for various improvements involving pedestrian access, balance of residential/commercial uses, recreational use, transient and year-round water access, improved commercial viability, connectivity with main street district, transportation enhancements, etc.;
 - Waterfront Study completion achieved in Winter 2023.
 - Secure Federal Appropriation of \$963,000 to begin implementation and further develop plans for several priority projects;
 - RFP Released for Design/Engineering Services in 2025
- Determine the future need and feasibility of the transfer station and future relocation away from the waterfront district or and/or elimination of certain program elements;
- Continue to assess benefits of an off-site virtual net metering (VNM) contract for off-site solar power as this program has been approved and it set to begin in September 2024. This program was coordinated in concert with the School District to achieve improved economies of scale benefits;
- Continue and expand partnerships with the US Environmental Protection Agency, the RI Office of Energy Resources (RIOER), East Greenwich School Department, and National Grid to provide funding and technical assistance resources for facility upgrades and retrofits, new equipment installations, public



education concerning energy efficiency, carbon footprint reduction, and improved environmental conditions;

- Continue advancing the Municipal Street Light Program, with all fixtures having been acquired by the Town, a contract for new installation awarded to RISE for an LED streetlight conversion and implementation of ‘smart controllers’ along with a contract with a third-party electrical contractor for long-term LED maintenance;
- Implement and modernize the Town’s Capital Improvement Program relating to infrastructure upgrades, equipment acquisition, pay as you go programs, and facility improvement projects;
- Support and complete the Police Department’s efforts towards achieving in-state Departmental Accreditation via the process developed by the RI Police Chief’s Association;
 - Accreditation efforts Achieved in 2024
- Complete rehabilitation of various outdoor Town/School, Recreational and Athletic sites;
 - Work is ongoing with projects at Academy Field, Eldredge Field, with planning underway for Scallopstown Park, the High School Complex and other neighborhood facilities;
- Implement a full slate of inclusive wellness and athletic program offerings for senior age residents at the Swift Gym;
- Complete State ARPA fund supported expansion of Swift Community Center in concert with Program expansion to include Health/Wellness, Education and Workforce Development Services;
- Provide funding support to the School District, recognizing an appropriate balance of investment, via a transfer to the School Fund, to maintain a high quality, cost efficient educational program for the community;
- Initiate guidance from the Town’s Hazard Mitigation Plan 5-year update completed in 2021 and include as a priority, identifying specific impacts to coastal infrastructure, facilities, and property due to flooding, storm surge, coastal erosion, and sea level rise;
- Continue to actively review Municipal and School facilities to address energy management goals, increase energy efficiency and contemplate renewable energy integration into building rehabilitation projects;
- Conclude the implementation of the Fire Alarm Radio Box project, and coordinate with local business owners regarding the transition to the new platform and develop a sustainable future cost structure;
- Provide for a continual effort in seeking grant opportunities to support further investment in indoor/outdoor passive and active recreation and athletic facilities and other municipal needs;
- Complete the Master Plan process needs assessment for all indoor/outdoor Community Services Programming and facilities.
 - The research and plan development has been ongoing over a multi-year period and was finalized in Winter 2023. Results of this study are being used in future planning throughout the community;
 - This plan has assisted in guiding work at Academy Field, Eldredge Park, Sun Valley and Fairfield Play areas, and future planning of fields at Frenchtown, Hannaford and the High School athletic complex.



IV. Land Use

GOALS

- Support a land use development model that maintains the rural small-town qualities of the community, acknowledges the Town's historic presence, promotes sustainability, preserves open space and agricultural land, and enhances the health of our citizenry;
- Ensure that the existing development pattern continues, which is consistent with State Guide Plan *Land Use 2025*;
- Enhance the quality of life found in the community as a place to live, work and recreate;
- Ensure that new development does not adversely impact natural, environmental or ecological resources, the character of the Town, or the Town's ability to provide high quality public services and facilities;
- Preserve and support the Land Trust's advisory focus on land preservation initiatives;
- Provide for the orderly and planned development with the Town that is consistent with adopted plans and development regulations;
- Study various growth management strategies and impacts on present, land use, land preservation, and general quality of life effects;
- Address housing need in accordance with the State Low and Moderate Income Housing Act, the Housing and Affordable Housing Plan of the Town and the many Housing Legislation initiatives that have recently been implemented;
- Identify, preserve and enhance the cultural resources and historic sites of the Town including work with the Cemetery Committee and preservation of our 100 + historical public/private cemeteries in the community;
- Provide a process for the identification and siting of essential public facilities;
- Provide a network of safe, convenient, attractive and comfortable pedestrian networks on sidewalks, trails and paths to facilitate access to and from destination points to parking facilities and building entrances and other site amenities such as public open spaces to reinforce pedestrian activity between commercial areas and surrounding residential neighborhoods.

OBJECTIVES

- Initiate the 10-year update of the Comprehensive Community Plan in 2024, while streamlining the plan to increase effectiveness of implementation; including actions associated with bringing consistency between the Plan and the Town's Zoning Ordinance, planning for natural hazards, climate change, and energy, and providing more affordable housing options;
- Establish a balancing of residential, commercial, industrial and public land uses within the Town;
- Continue efforts to permanently preserve open space and farmland within the Town;
- Foster business creation and retention that contributes to the quality of life of the residents of the Town;
- Coordinate with the Coastal Resources Management Council to guarantee access to the Town's Public right of ways;



- Continue to incorporate healthy community design philosophies, into development review and various Town initiatives;
- Establish densities and development standards that provide for efficient infrastructure and service delivery;
- Identify historic buildings and landmarks within the Town;
- Allow for the appropriate siting of essential public facilities.
- Implement a pedestrian network that connects the commercial, residential, and open space uses. This network shall consist of trails, pathways, and sidewalks. The commercial uses are intended to primarily serve their surrounding residential areas; and these residents and visitors should be able to walk or bike to these areas from various locations.

V. Housing

GOALS

- Maintain a diversity of housing opportunities and housing stock, affordable to the various population groups in the community;
- Promote and enhance the values, sense of place, and community represented in the existing East Greenwich housing stock, type and development patterns;
- Facilitate the development of affordable housing throughout the community with the goal of achieving 10% of the year-round housing stock as low- and/or moderate-income housing;
- Encourage a wide range of affordable housing options through a combination of innovative regulatory mechanisms, public and private initiatives, and joint public and private partnerships;
- Provide for a clear vision and facilitate regulatory guidance supporting growth management in the community, that includes various forms of land preservation, diversity and controls on housing stock type, and infrastructure condition and capacity.
- Support a high quality, healthy housing model in neighborhoods that mix incomes and improve accessibility to jobs and services by encouraging residential proximity to these compatible land uses.

OBJECTIVES

- Work cooperatively with the Planning Commission, Affordable Housing Commission and other partners to support the implementation of affordable housing policies and recommendations, as well as educating the public on affordable housing diversity challenges;
- Work to establish a consistent and reliable funding stream to promote the financing and production and conversion of affordable housing in the community;
- Investigate ways to incentivize green building design and sustainable development practices for new development and redevelopment proposals;



- Actively encourage subdivision design that supports active, healthy lifestyles through providing pedestrian oriented environments, connectivity to nearby recreation resources, bicycle amenities, access to public transit, and home-based food production, where appropriate;
- Evaluate the possible expanded accommodations for Accessory Dwelling Units (ADU's) – additional limited living quarters on single family lots, independent of the primary dwelling – in residential zones, as a tool for expanding the affordable unit inventory in concert with supporting legislation.
- Promote livable neighborhoods with a mix of housing types, quality design and a scale and character that respects unique residential neighborhoods in the Town.

VI. Sustainability, Environmental and Natural Resources

GOALS

- Promote the sustainability and resilience of the natural resource systems within the Town;
- Identify and promote public discussions relative to issues concerning sea level rise, climate change, and coastal erosion threats to natural resources and municipal infrastructure;
- Consider the establishment of a community goal for reduction of our municipal carbon footprint in a manner that is consistent with, or exceeds, established State of RI goals;
- Promote and encourage the establishment of locally sourced renewable energy resources;
- Protect water quality, including surface and groundwater quality, especially in the Hunt River recharge area, and better address the cumulative impacts of development on wetlands, streams, and Greenwich Cove;
- Retain the Town's semi-rural character through preservation of existing farms, open spaces, wetlands and wooded areas, and scenic views and vistas.

OBJECTIVES

- Study, evaluate, and assess the need to formalize Town efforts around issues of community sustainability, including but not limited to energy efficiency, carbon footprint reduction, use of green infrastructure, addressing climate change and sea level rise, etc.;
- Study and evaluate municipal renewable energy initiatives;
- Support emerging partnerships and planning efforts centering on sea level rise and climate change;
- Develop and incorporate policies for sea level rise and climate change into the Town's Comprehensive Community Plan, Multi-hazard Mitigation Plan, and Harbor Management Plan, as needed;
- Develop and implement public informational resources that promote energy efficiency and the establishment of residential and community renewable energy;
- Develop and implement public informational resources that create awareness and promote how the general public can help to protect, preserve, and enhance the Town's fresh and saltwater based resources;



- Continue efforts to develop a passive recreation plan for the 127-acre Tanner/Clark preserve, and begin plan implementation and the newly acquired 40-acre Pine Property on Tillinghast Road;
- Evaluate local policies and programs relating to the municipal tree management (Tree City USA) and revise, as necessary, to better protect and enhance this community resource;
- Update and adopt the Town’s Harbor Management Plan in 2023, to maintain compliance with RI Coastal Resources Management Council requirements;
- Consider amending the Zoning Ordinance to include an Aquifer Protection Overlay District.
- Consider a Town Ordinance that designates certain roads as Scenic Roadways;
- Pursue additional funding and grant opportunities to support projects that improve sustainability, resiliency, renewable energy initiatives and sea level rise protections.

VII. Cultural and Historic Resources

GOALS

- Promote an understanding and appreciation of the value of the Town’s historic and cultural resources to its character and vitality;
- Preserve and protect the cultural and historic qualities and resources within the community, as appropriate and where possible.
- Identify and document archaeological, architectural, and historic resources.

OBJECTIVES

- The Town will seek State funding as it becomes available for conducting an update of East Greenwich’s historic resource inventory;
 - Town submitted grant application to the State Historic Preservation Society in 2024;
- Review and revise, existing policies and regulations for protecting historic resources within the planning and development review process, as necessary;
- Collect, preserve, and protect print and other resources representative of the Town’s cultural heritage and history;
- Continue to expand the Town’s inventory of historic structures and buildings;
- Continue to monitor and seek out funding sources for preserving and enhancing cultural and historic resources;
- Enforce existing historic zoning and related ordinances and codes, including those applicable to historic cemeteries to the extent allowed by State and local law;
- Consider adopting an Ordinance that would prevent the “Demolition by Neglect” of valuable historic assets;
- Improve towns’ abilities to identify and protect historic resources through local regulatory and non-regulatory approaches;



- Improve public access to information on local historic resources, and facilitate research and exchange of historic preservation information.
- Identify and pursue funding opportunities, in-kind support, local revenue strategies, and landowner incentives to promote stewardship of natural resources.

VIII. Economic Development

GOALS

- Foster a local economy that supports a diverse business and industry base;
- Support, diverse and balanced economic development in East Greenwich;
- Provide the business community with a clear framework for establishing, maintaining, and expanding business operations in Town;
- Maintain a high level and productive working relationship with the East Greenwich Chamber of Commerce;
- Recognize and support tourism as a major contributor of economic development in East Greenwich;
- Continue to encourage the revitalization of Main Street and the Downtown area as the community's Central Business District (CBD), so that its role as a key job creation and vibrant historic center endures;
- Support a vibrant economy where there is opportunity for jobs, entrepreneurship, and managed commercial growth that positions the Town for the future.

OBJECTIVES

- Continue to explore and develop appropriate policies and programs aimed at improving the local business environment;
- In cooperation with economic development efforts as directed through the Town Manager's Office, maintain an active dialogue and attend periodic meetings with members of the business community and representative merchant groups, including but not limited to the Chamber of Commerce, Waterfront businesses, and South County Trail professional businesses to provide and receive feedback and identify areas for cooperation;
- Engage in dialogue with representatives of the business community to determine what municipal regulatory requirements may need to be streamlined or enhanced to support business activities;
- Enhance existing and develop new partnerships with local and state business organizations and regulatory entities to improve local and regional economic conditions;
- Provide high quality infrastructure and services that support local business continuity and growth;
- Promote efficient, user-friendly regulatory and permitting practices on the local level while using these processes and permitting/licensing structure to maintain a balance in quality of life attributes;
- Work cooperatively with NEIT concerning the Institutions planned capital improvement program, including potential other projects that may involve private sector participation;



- For NEIT projects that involve private sector participation, require PILOT agreements and consideration of local land use controls and standards;
- Public investment in Main Street and the Downtown area in terms of physical improvements to streets and streetscapes, public parking, pedestrian ways, lighting, signage and seating, as well as general beautification efforts, as funds become available.

IX. Circulation

GOALS

- Encourage and maintain multi-modal transportation opportunities throughout Town to support a healthy, equitable transportation system;
- Promote street and infrastructure improvement designs that are safe, inviting, and attractive which support healthy, active modes of transit in the community;
- Ensure that circulation improvements protect the quality of life in the community;
- Work with State and Federal agencies to improve safety and accessibility for residents, visitors, and students;
- Study and address ongoing parking challenges, involving overnight resident parking, short-term business parking, valet service needs, and an overall shortage of parking area, with sufficient turnover, during peak use time periods;
 - Parking Study was awarded in April 2024 and set to occur in the summer 2024 into the Fall.
- Research the considerations around the use of a seasonal trolley system to alleviate traffic and parking congestion.

OBJECTIVES

- Engage the State of Rhode Island in considering a bike/pedestrian bridge at Scalloptown Park; State Funding is scheduled for 2024 to continue researching the feasibility of this proposed project;
- Continue coordination efforts with RIDOT on state transportation projects by maintaining contact with RIDOT and related agencies during all phases of planning, design, and construction;
- Coordinate a comprehensive public works (road infrastructure) program in conjunction with RIDOT;
- As appropriate, incorporate healthy community design features into circulation elements;
- Develop a framework for assessing active transportation improvements to Town roadways, including identifications of pedestrian and bicycle priority areas and a mechanism for inclusion of the existing roadway conditions in the decision-making process;
- Promote an expanded Senior Transportation program, serving elderly residents with no other means of transportation, supporting independence and the reduction of social isolation;
- Work with RIDOT to ensure that State transportation projects incorporate stormwater management BMP's (Best Management Practices) to the most reasonable extent feasible;
- Evaluate current post-storm snow clearance policies and practices and determine if greater efficiencies can be realized and determine if expansion of the municipal program in this area is feasible;



- Assess potential impacts of natural hazards and climate change on the Town’s circulation system, with special attention to evacuation routes and areas that may become isolated in the event of flooding, and begin to evaluate options for long term solutions;
- Continue to assess and develop the green corridor plan in furthering the expansion and connections to plan for the completion its build-out.

X. Human and Social Services, including Marginalized and Special Needs Populations

GOALS

- Provide services and programs that seek to address unmet needs of select populations within the Town;
- To ensure excellence in service delivery, advocacy and public policy dedicated to the needs of older residents of the Town of East Greenwich, their families, and caregivers through a single, visible and responsive department;
- Provide services and programs, in integration with the school district to address substance abuse issues, mental health counseling and marginalized populations.
- Acknowledge the unique and valuable contributions of the veterans in our community and commit to a public policy environment that honors such service.
- Evaluate local Town facilities and services to ensure that the community is equipped to address a full complement of service needs at the local level.

OBJECTIVES

- In consideration of the Town’s overall fiscal program, conduct an annual evaluation of the Town’s Elderly Tax Exemption program;
- Continue and expand Town efforts to improve handicapped accessibility for all segments of the population with regard to local facilities and infrastructure;
- Require that State transportation project planning integrate features and improvements for mobility impaired resident’s transit and accessibility needs;
- Listen, respond, and react to the needs of older residents of East Greenwich, their families, and caregivers with respect, courtesy, patience, and dignity; target services to elders in greatest need, and those who are frail and at-risk;
- Maintain a dedicated effort to coordinate the many essential elements of an effective and comprehensive community system for elder residents by collaborating with existing senior service programs provided by other public and private agencies and promoting accessibility of services;
- Promote awareness of community programming and volunteering opportunities, identifying opportunities to create collaboration between populations, such as elder and youth;
- Coordinate with the RI Office of Veterans Affairs to have informational outreach programs and/or one-on-one appointments locally hosted on a regular basis, in order to promote greater awareness and ease in access to programs and resources available to veterans and their families;



- Evaluate the Town's existing tax exemption programs for qualified veterans against other RI community programs to determine if changes are warranted to improve the functioning of this effort;

(Substance Abuse and Mental Health Services)

- Continue to support the East Greenwich Substance Abuse and Mental Health Services program in their prevention education efforts within the community;
- Continue to further the efforts and initiatives of the Opioid Task Force to educate, counsel and assist residents on the opioid crisis as well as other substance abuse and mental health issues;
- Provide support to reducing the number of individuals who struggle with homelessness and support for overcoming contributing factors;
- Provide for necessary prevention and support services stemming from the legalization of marijuana in Rhode Island, in spite of the Town opting out of the program to host a local retail establishment.

XI. New England Institute of Technology

GOALS

- Improve host community/institutional relationships and strategic planning;
- Enhance transportation, traffic, public safety, and infrastructure system linkages;
- Promote on-campus housing resources and affordable housing opportunities;
- Preserve open space, provide for a sustainable campus environment, and enhance natural systems protection.
- Establish joint community/Institutional goals inclusive of opportunities for public interaction on and with campus population, community open space, fields, courts, dedicated spaces, and possible support services.
- Ensure sufficient Public Safety, Fire and EMS services are coordinated and planned with the institution in preparing for present and future needs for the campus population.

OBJECTIVES

- Continue Town staff participation in the NEIT Master Plan Review Team;
- Continue and expand existing NEIT/Town partnerships for service provision;
- Review the impacts of institutional growth at NEIT on public safety response capabilities;
- Support NEIT efforts and programs to utilize and promote alternative forms of transportation for commuters and staff;
- Explore opportunities for students to gain professional field experience through internships;
- Engage in future discussions to ensure future of golf course property remains preserved as an active recreational site.



XII. Public Safety and Fire /EMS Services

GOALS

- Improve public safety outreach and engagement – CSI Camp, Safety Town and expansion of National Night Out;
- Develop a Workforce Development and Management program;
- Improve Transparency in Police and Fire Operations – Body Worn Cameras;
- Improve personnel safety and training;
- Recruit and retain qualified and diverse sworn officers and firefighters – Recruitment Officer Program;
- Enhance Customer service through improved response times for non-emergency calls;
- Maintain organizational excellence by achieving Rhode Island Police Accreditation – Completed in 2024 and Continuing;
- Enhance and Update public safety communication infrastructure, equipment and station assets – several grants in the que for consideration;
- Research various Public Safety Department structures that may provide for a different and more efficient delivery method for police, fire, and emergency medical services to the community;
- Perform a complete public safety assessment of our internal departments, resources, facilities, staffing, service demands and delivery of needed services – completed in 2024;

OBJECTIVES

- Improve risk management by reducing incidents that result in property damage and personal injury;
- Provide for training and a safe work environment via Accreditation Standards;
- Develop an easily accessible business and community public safety communication program;
- Increase public engagement and understanding of policing and its various forms using Town/Police website for public posting of policies, annual reports goals and objectives;
- Conduct an Adult and separate Teen citizen police academy every 1-2 years;
- Conduct quarterly or semi-annual community meetings;
- Provide for department statistics to be published on the Towns website annually;
- Ensure sufficient officer trainings are offered on an annual basis per Accreditation standards;
- Conduct annual evaluations of all employees per Accreditation policies;
- Increase reception and transmission ability of radio system;
- Ensure compliance of internal policies through the use of internal inspections per Accreditation policies;
- Perform needed upgrades and rehabilitation at both Fire Station 1 & 2 on physical plant and communication systems and seek, local, state and federal grant opportunities to subsidize such improvements.
 - Station 2 expansion was completed in 2024
 - Exterior Improvements planned t State 1 in 2025



Town Manager's Budget Message	2 - 1
Future Considerations	2 - 6

**FISCAL YEAR 2025-2026 PROPOSED
MUNICIPAL BUDGET PROGRAM
TOWN OF EAST GREENWICH, RHODE ISLAND**



TOWN MANAGER'S BUDGET MESSAGE

Memorandum

To: The Honorable Town Council

From: Andrew E. Nota, Town Manager

Re: FY 2025-2026 Budget Message

Date: May 2025

As required under the Town Charter, Sections C33-C36, applicable to the Town Budget and the Town Code, Chapter 55-Capital Improvements, I submit to you the Town Manager's Proposed Municipal Budget Program for the 2025-2026 fiscal year. A detailed summary of the proposed budget program has been prepared for your review. This budget message is intended to explain the proposed budget both in fiscal terms and in terms of the town's various work programs. It outlines the proposed financial objectives of the town, describes the important features of the budget, and indicates any major changes from the current year. This program does not address all needs within the community as the population size and tax base, limit our ability to address local priorities on a scale of that magnitude in an annual fashion. This budget is designed to balance those longer-term needs with those noted within all departments and the community at-large in a structured incremental plan to address the Town's more immediate needs on a go forward basis. This presentation is provided in an in-depth and forward-thinking structure for FY 2026, although additional details and section modifications will most assuredly take place during the budget work sessions and public hearing scheduled in the coming weeks.

Budgeting to Achieve - Community's Objectives and Long-term Goals

Budgeting Principles

The Administration has been migrating to a model that implements more of a Program-planning budget system that ties particular budget elements to desired performance outcomes. As part of this initiative, the Town's budgeted line items have been expressly described in terms of how they will achieve the goals and objectives set by the Town Council. A major principle of this approach is that the budget development strategy is focused on the principle that the municipal budget should not be based solely on annual incremental increases in expenditures; instead, budgets should be flexible and adaptable in being used as planning tools to accomplish the immediate objectives and strategic goals set by elected officials on behalf of the community.



This budgeting system recognizes that the annual budget is an integral part of the overall municipal plan for achieving the community's vision for the future. The budget drives activities and these activities produce measurable results. The budget process allows the Town Council, Town Manager and department leaders to evaluate the results achieved in prior program years and to modify activities when doing so is likely to improve our ability to achieve the community's objectives. This type of budgeting program derives its long-term consistency and success through good planning and this high-level of planning requires in general terms, that:

- (1) The community knows what they want to accomplish;
- (2) The staff develops clear, specific and measurable work plans to achieve these goals;
- (3) The Town's human and financial resources are aligned with these work plans; and
- (4) The work plans and resource allocations are sustainable and adjusted as conditions change and/or we learn from our experiences while implementing the plans, prompting additional modifications.

The community's priorities are translated into local government policy by the action of the Town Council. The Town Council with the support of the Town's professional staff has established 81 formal short/long-term Goals and over 134 measurable short/mid-term objectives for government operations. As part of the budgeting process these goals and objectives are reviewed and reprioritized as the Council deems appropriate.

The broad themes that emerge from the most recently developed goals and objectives can be summarized as directing Town employees to:

- (1) help preserve the high quality of life enjoyed by East Greenwich residents,
- (2) conduct public business professionally, efficiently, honestly and transparently, and
- (3) be prepared and adaptable for the opportunities and challenges that are before us.

As we look forward to FY 2026, the business environment is appearing more unstable and unpredictable at the state and federal level, with continued variability in employee recruitment and retention, a dramatic reduction in state and federal investment, limited grant access and availability, all prompting a more conservative and cautious tone with less strategic investment in new community priorities, at least until such time that the economic environment stabilizes and begins to turn a corner toward improved reliability.

This proposed program fully funds all of the Town's present legal obligations, contractual commitments and mandates, and funding in the wastewater program for two State RIDEM required positions that we are striving to fill during this and future budget cycles. As will be discussed, some of the service commitments, although supported, represent changes in the community and at times challenges to successfully and quickly navigating through this period of economic variability. It also supports the current level of services, although in some cases adjusting those services, with slight service modifications as anticipated, in the various municipal departments and service areas affected.



The FY 2025-2026 Town Manager's Proposed Budget is designed to maintain the high quality of services provided by the Town's various municipal departments. The budget is built on the premise, confirmed by experience and resident feedback, that the activities supported by this spending plan contribute to the overall well-being of the community. Of course, many of those critical functions are performed by municipal employees on various shifts, day and night and are not outwardly visible to residents on a routine basis.

All Business-Type Activities are not included in the Town's General Fund program, although are delineated in the Town's Annual Audit and maintain separate budget programs, including the Wastewater Department Enterprise Fund. Other areas of local government involvement are categorized as component units of the Town, with some being referenced and financed in the General Fund program for 2026 that include the School Department.

The development of the FY 2026 budget program, similar to our local balancing of priorities has presented numerous challenges in providing for the continuation of well-balanced community operating and capital programs, adhering to the state 4% cap on the tax levy, supporting priority department requests and in integrating long-term debt service obligations for both routine and large-scale initiatives supported by the community. Having incurred a tax levy increase in FY 2024 of 3.96%, a 3.99% Levy increase FY2025 and a proposed increase in FY2026 of 4.93%. The FY2026 proposal above the 4% state legal limit, will require an exception approval by the Division of State Municipal Finance. During this time, the Town has been able to maintain a fairly constant expenditure program while addressing collective bargaining cost influences, a fluctuating economy has created added fiscal pressure supporting a department specific request in FY 2026 totaling \$29,152,063 or 7.9%. In the budget development process, this request was subsequently reduced by (\$627,361) to \$28,524,702, represent a 5.6% increase over FY25.

This amount also reflects the full extent of the initial departmental capital requests in the annual Pay Go program after initial adjustments, totaling \$1,714,750 million. This total has since been reduced to \$1,100,000 or by (\$614,750). Many of the department level requests being made can be defended based on meeting local service needs or mandated requirements, while others were discretionary while others are broader and require policy direction from the Town Council.

The following information represents a summary of key elements of the budget document for the 2025-2026 fiscal year.

General Fund Overview

For the 2025-2026 fiscal year, a total General Fund Program in the amount of \$28,524,702 is proposed. The funding proposal represents an increase of \$1,517,584 or 5.6 % over the current year appropriation of \$27,007,118. Capital spending is proposed at \$1,100,000 or an increase of \$100,000 from the current fiscal year. To achieve this request, the Town Administration in a comprehensive review of all department requests and reduced the department need requests by (\$627,361) in operating expenditures including capital requests.



A detailed breakdown of the proposed FY 2025-2026 budget is depicted on the following pages. This summary view is segmented into the main budget categories of General, School, Debt Service, Wastewater and Library Operations, Capital and Debt Service inclusive of the Town and School Programs.

The School Department General Fund operating program was proposed by the School Committee at a total of \$50,185,330, an increase of \$203,614 or .4%. This request also includes a tax transfer of \$42,964,867 or 4% over the transfer of \$41,312,372 in the present 2025 fiscal year.

The School Districts annual Capital Improvement Program Property/Technology is proposed at \$237,476, a reduction of \$205,851 over the FY 2025 program that totaled \$443,327. The impact on the overall school budget will remain uncertain until the School District weighs its budgetary options, although in spite of those deliberations, the capital program as well as other operating line items sustained reductions, as the District proceeded through a difficult process in balancing their overall budget plan.

Included are several supporting points for consideration of the School Program:

- The proposed 4.0% tax transfer may/may not be sustainable in the coming fiscal years. In this one year stemming from a full revaluation and significant growth in the tangible tax, an opportunity was available to support a higher percentage of tax transfer to the District at 4% than is customarily possible; In addition to the transfer, the Town is managing the added debt service costs associated with the School Construction project, were in FY26 we will incur an added \$1.8 mil in interest cost, increasing the Tax Levy increase to 4.93%, requiring an exception to the state law.
- In my review and in RIDE's annual reporting, the EGSD is not underfunded, although that narrative has been consistently repeated by various sources based on a mis-interpretation of district funding and differentiation of district needs and general advocacy interests; The District in 2024, was ranked by RIDE as having the 14th highest local share of the per pupil cost out of 36th public school districts. The local share in contribution per pupil remains high, although when adding the state aid component to the per pupil cost, the District falls to 33rd out of 36th, reflecting the inequitable funding received by the state for education.
- In the coming years, the issuance of significant school debt associated with the \$150 million school construction initiative will limit any such opportunity for added growth in the school operating program. The most impactful years will occur prior to state reimbursement becoming available, in FY29, this the FY26, FY27 and FY28, will be very difficult year to manage as the debt requirements increase dramatically during this period. This point is known and has been openly discussed in various public meetings during project development; We are estimating the impacts to be, \$1.8 mil. in FY26, \$5.5 mil. in FY27 and \$7.5 mil. in FY28.
- During the District's series of public budget workshops, they received Department requests totaling, approximately \$51,570,574, as was reported on April 1, 2025. Through a combination of significant cost reduction measures, use of grant funding and reserve funding use, they reduced this total to the requested total of \$50,185,330.



- Recruitment and retention of members of the Teaching faculty, Custodial/Buildings, Para-professionals and School administration has been an ongoing challenge with the 4th Superintendent anticipated in the past 6 years.
- Use of an additional \$300,000 in reserve funding as proposed in FY26 and in the prior three fiscal years has created a structural deficit within the district budget that is unsustainable and will place added fiscal pressure on the systems operating programs in the coming years; Over the prior 3-years the District has overspent its stated reserve adopted budget by more than (\$1 million) and incurred a loss in revenue due to revenue overstatements in various accounts totaling approximately (\$600,000).
- In my review, as difficult as the process has been this year, based on the impacts from the loss of state aid, lack of reserve funding and the prior overstatement of revenues, the district has sufficient funding and various management approaches to maintain its present level of program in addressing its immediate educational, physical plant and employee contractual obligations.

Library funding provided by the Town in FY 2026 is proposed to increase by 1.7% or \$10,000, from \$589,135 to the new total of \$599,135. This proposal has been modified from the original request submitted by the Library Board of Trustees and Library Administration totaling \$618,356 or 4.96%. The Library total budget is proposed at \$852,215, an increase of 3.62% or \$28,606 above its FY25 budget at \$823,609. The library in developing its budget also relies on funding generated privately through the EG Library Association. The Association is projecting an increase in funding of outside revenue and has proposed an increase of 5.2% or \$4,219 from \$81,132 to \$85,351 for FY 2026. The Town has in the past and will continue in the future to protect the maintenance of effort requirement in the R.I.G.L., providing for eligibility for state funding. In FY 2026 state funding will provide directly to the Library totals \$148,508, a decrease of (\$4,834), over FY 2025 support that totaled \$153,342. The vast majority of funding over 72+% is provided in the Town's Transfer with over 17+% provided in State Aid and alternate sources providing the remaining 10%.

The Town has in the past and will continue moving forward, to protect the maintenance of effort requirement in the R.I.G.L., providing for eligibility for state funding. In FY 2026 state funding will provide directly to the Library total \$148,508, a decrease of (\$4,834), over FY 2025 support that totaled \$153,342. Similar to other Town Departments, a dependence on consistent Town funding increases will be challenging, and in some years may prove unsustainable. It remains important for the Library to manage its overall program and future planning in such a way that either increases reliance on alternate outside funding, or periodically modifies its scope of services and service delivery in managing annual costs.

Additional detail will follow in the budget document on each individual section of the budget program.



Future Year Planning Considerations

Development of the Municipal Budget Program requires policy makers to not only define the existing needs of the community and the cost of programs to meet those needs, but also what programs may need to be added, restructured or eliminated in the future and what planning efforts should be undertaken to better prepare for what the future may hold. Best management practices include the anticipation of programs and projects that will require multi-year or ongoing fiscal support; emerging trends relative to community needs; identifying capital projects on the near and long-term horizon; and laying the groundwork for program requirements that may result from these planning projects. Looking forward, there are several programs and projects that are planned in FY2026 that are anticipated to have potential fiscal policy and/or direct cost and saving impacts on future municipal budgets. Major areas in this regard are discussed below:

School Department Facilities, Master Building Plan and Efficiency Study

The School District has undertaken a district-wide master plan and assessment of all school facilities, designed to consider potential future district improvements, realignment options, and generally address any known deficiencies in terms of compliance with RIDE educational and/or physical requirements, as may be needed to address local public educational needs. The School Committee's Fiscal Period 2022 through 2026 CIP submission assumes continued utilization of all existing school facilities over the next several year period with an early timeline estimating transition to two new Elementary Schools in the Fall of 2027, including various High School and Meadowbrook also being concluded at that time. With the Town presently addressing capacity challenges at each of our school facilities, and the potential of student population growth or at a minimum stabilization in enrollment, at various levels in the coming years, there is an urgent need to formally evaluate the future of public education in the community.

The School has completed a comprehensive study of the District that evaluated the school system's pre-k through 12 curriculum, community demographics trends, projected enrollments impacts, current facilities utilization, and planned educational outcomes as identified in the School Committee's Strategic Plan. Findings generated by this study and further review within the District and by the School Building Committee has been used in identifying long term educational goals and the best path forward in reaching those goals.

As that process has concluded, a recommendation was required by the School Committee to the Town Council for consideration of a Bond referendum question supporting the authorization of debt, associated with the defined project, to be placed on a future ballot on Nov. 7, 2023 to be considered by the community. This referendum did occur and was



Future Year Planning Considerations, *continued*

approved by residents at close to a 70% approval rating. Any such ballot question and plan would be eligible for state reimbursement of an amount no less than 35% and no more than 55%, depending on whether future RIDE regulations for the School Building Authority should change or if any future statewide school construction initiative may provide for a different bonus structure impacting the Town's reimbursement percentage eligibility. During this process various legislative proposals were introduced impacting the various reimbursement percentages, based on the type, scope and focus of specific work and eligibility. Based on all of these factors, the Town Council ultimately voted to support a Not to Exceed \$150 million bond to support this project and subsequent applications with RIDE did achieve the 55% reimbursement threshold.



The Town and School will work collaboratively in this process, as ultimately the Town is responsible for managing any bond authorization that is supported by the community and will work to manage the debt issuance in future years to ensure the affordability of such improvements in terms of its overall residential and commercial tax impact. This project is anticipated to extend into 2029 before final completion, although as this item as accelerated timeline as the majority of work being completed late in 2027 and into 2028. These and other approaches in addressing local public educational need will be considered by the District and community in its balancing of district and community priorities and in forming an improved understanding of present capacity challenges and future enrollment projections along with community housing development and other trending that may impact the District and the community in the future.



Future Year Planning Considerations, *continued*

It is important to note that for this study to have been successful, broad-based community input and participation in the development of study recommendations was a critically important element of this work. The Town in support of this and other local initiatives released a Public Engagement Platform and has opted to showcase the School Master Planning Process as the featured project as we reach out to the community to better equip residents with information they will need in order to participate in a significant manner and be prepared for future project conversations. This information can be found on the Towns website under the Public Engagement link.

EGPS | Exterior Renderings

Frenchtown ES aerial view



EGPS | Overall Project Budget

	Stage II Budget (\$) [A]	Reconciled DD Estimate (\$) [B]	Variance from Stage II (\$) [C]	Targeted Reduction (\$) [D]	Target Budget (\$) [E]	Alternates (\$) [F]
HANAFORD	47,870,033	64,721,970	(16,851,937)	(1,321,970)	63,400,000	2,071,232*
FRENCHTOWN	56,138,650	71,487,893	(15,349,243)	(3,887,893)	67,600,000	2,078,553*
EGHS	48,405,907	27,980,945	20,424,962	(980,945)	27,000,000	3,338,938**
MEADOWBROOK	4,892,826	2,229,844	2,662,982	(229,844)	2,000,000	
TOTAL PROJECT BUDGET	157,307,416	166,420,652	(9,113,236)	(6,420,652)	160,000,000	7,488,723

There is **\$1.5M** in value management decisions to be considered at the beginning of Construction Documents and **\$6.3M** in design contingency and escalation.

* generator and acoustical roof screens
** Item E



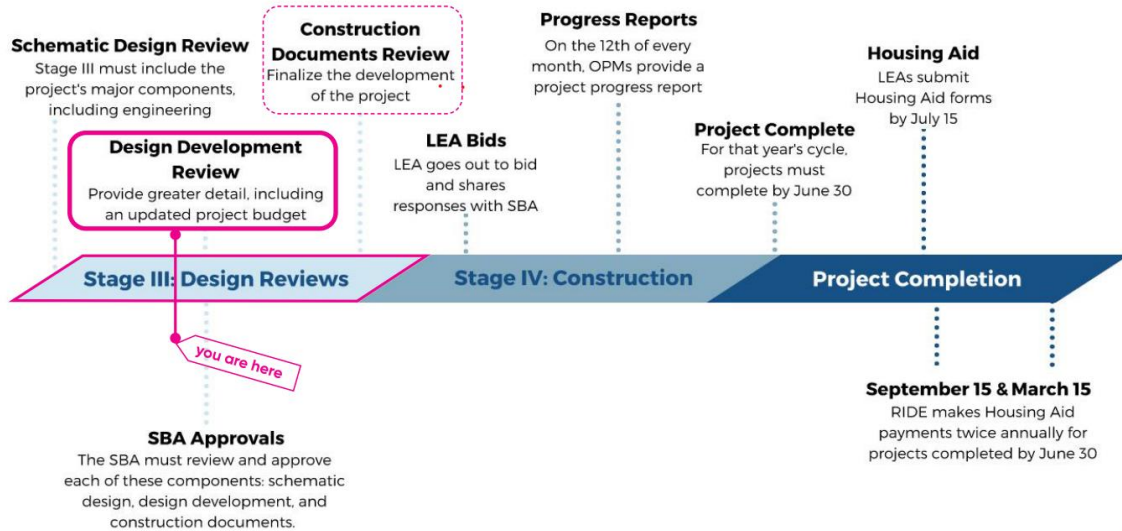
The above budget indicates an ongoing Value Engineering Process (VE) this is ongoing today, in better align overall project need with the available budget. It is anticipated that 60% design will be completed in August 25' and 100% plans completed in December 25' with final GMP pricing for the project.



Future Year Planning Considerations, *continued*

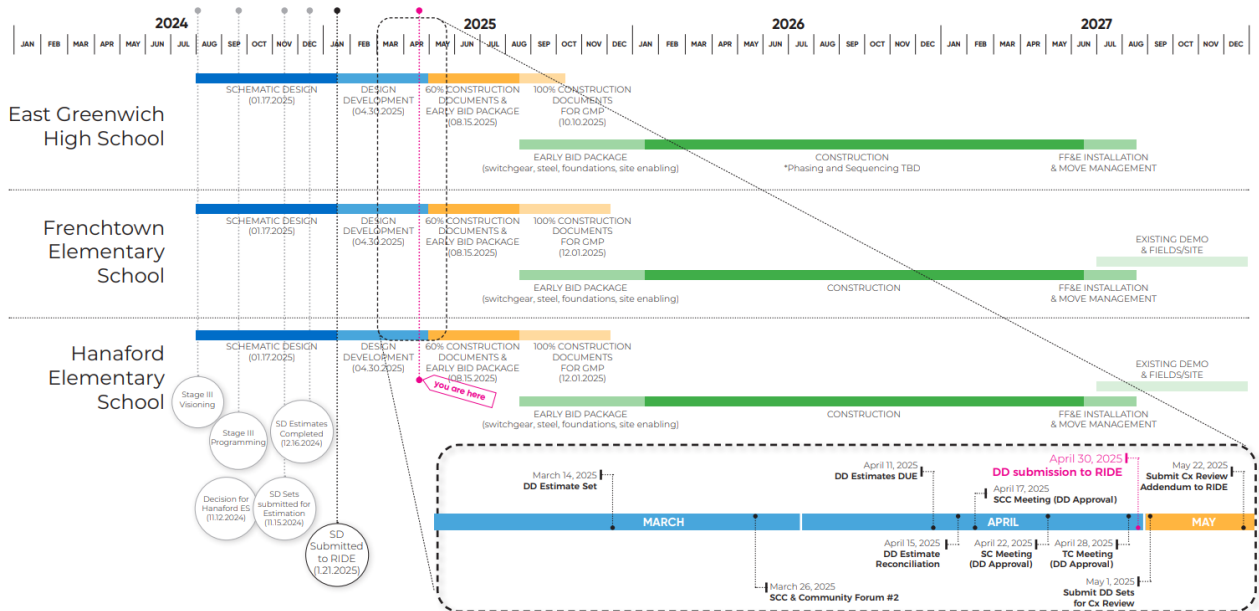
Stage III Design Reviews and Stage IV Construction

EGPS | SBA/RIDE Process overview



Project Timeline:

EGPS | East Greenwich Projects design & construction schedule





Highway Garage Facility Replacement with Salt Storage Facility

The Towns Highway Department (Highway) provides a wide array of maintenance services for the community. This includes but it is not limited to, road and sidewalk maintenance, roadside vegetation control, snow removal, road and off-road drainage maintenance, varying construction projects and fleet maintenance. As such, the Highway facility needs, necessary to accommodate these services, have increased substantially over the years. Specifically, resulting from added road miles, State mandated maintenance programs and additional fleet maintenance. The existing Highway facility is over 50 years old and in need of upgrading. Upgrades that include, electrical, plumbing, heating, appropriate bathroom facilities, fleet maintenance equipment and storage. The Highway Department has had to increase its' fleet over the years to accommodate town growth. Additionally, other departments have also increased their fleet to accommodate the same growth. Furthermore, the Fire Department was added to the fleet maintenance program approximately 12 years ago, significantly adding to the fleet maintenance requirements. Consequently, the added fleet maintenance responsibilities has resulted in an accelerated need for an appropriate fleet maintenance facility. The original facility allowed for routine fleet maintenance and shop floor space for various Highway maintenance needs such as welding, fabrication, carpentry, etc. Presently, there are frequent compromises that are taking place to accommodate fleet maintenance versus shop needs (especially in the winter). Furthermore, the safety of personnel in the existing tight floor spaces is a growing concern. Also, as part of this project will be the replacement of an aged and antiquated salt shed that is also in need of immediate replacement. This structure has been in place for many decades and is inadequate in its storage capacity of large quantities of salt for road treatment during the winter months.

The fueling needs for the town fleet has also been considered and this specific element of the project is expected to be completed later in 2025. The majority of this project is being funded with ARPA funds, with the remaining balance to be supported with annual capital funding. Presently, the Highway facility can only accommodate the diesel fuel needs of the Highway fleet. The other departments fuel their vehicles at the Wastewater facility. Recently, the Town's insurer and RIDEM indicated that the underground fuel storage tanks at the Wastewater facility have reached their useful life and need to be replaced. Considering the limited space available at the Wastewater facility, the town is incorporating fueling at the Highway facility and also in a separate facility at the Police Station. This will require a new fueling station along with appropriate fuel storage.



In an effort to address the above concerns, Requests for Qualifications (RFQ's) from architectural firms were solicited on several occasions as this project has evolved. Initially this effort was launched in 2017 to provide a needs analysis for the Highway facility. It was important that the analysis consider technological needs, energy efficiencies and community growth. On January 2018, the Town Council approved HKT Architects Inc., to provide the needs analysis for the Highway Facility. HKT was considered to be the most qualified architectural firm considering the multiple highway facilities designs and studies that they have conducted. The needs analysis was the first phase of the project. It provided a conceptual layout for a future Highway facility along with a cost estimate that would assist in securing funding authorization. The Highway facilities needs analysis was completed in July 2018. The option selected from the analysis resulted in a facility construction cost of approximately \$17 million.

Up to this point in time, no action has been taken to proceed in obtaining funding authorization. However, in the FY 2022 Town Budget, funds were appropriated for a subsequent study to provide a facilities upgrade option within a reduced budget ceiling. As such, HKT have been requested to submit a new proposal to redevelop a new Highway facility option with the reduced budget ceiling. Additional design work was performed in support of this project, although progress eventually slowed due to other local priorities. At this time, the project has shifted and we are seeking a design build process to complete the earlier designs and to conduct a redesign of the proposed facility in a more efficient and cost effective manner, in an effort to deliver the space and service delivery requirements that is required by today's DPW operation.



It is anticipated that the Town Administration will present a proposal to the Town Council later in 2025, seeking bond authorization to proceed with construction of this new facility in FY26 – FY27. The Administration continues to carry a placeholder in future debt of \$14 mil. for this project.

Street Light Acquisition/Replacement Program

The Town over the prior two years has been evaluating the economic feasibility of municipal acquisition from National Grid of the street light inventory currently serving the community. There are approximately 1,400 street lights on various Town rights of way in the community, not including street lights on major State roads in Town. Such an acquisition will permit substantial cost savings to the Town and also afford the opportunity to retrofit old sodium and metal halide lights with newer (LED) technologies. This is an emerging issue of significant complexity that needs careful evaluation to determine if such an endeavor is in the Town's best interest. Our study thus far has included an evaluation of the experiences of the State and other regional communities that have recently acquired local streetlight systems, assessment of technology upgrades to produce proper light levels at least cost, and best practices for public maintenance of this type of infrastructure. The cost of purchasing our existing inventory as approximately \$117,000 that was initiated in FY2022. In the interim, the Town has opted to utilize an electrical vendor to respond to calls for repair and maintenance of the present inventory until such time that he lights are fully converted to LED type. The Town in maintaining the existing lamps, and installing new LED fixtures, is projected at \$600,000 - \$700,000 depending on the scope of the changes, systems and controllers selected. At this time, an estimated return on investment is approximately 4-5 years due to preliminary discussions with other municipalities budgeted project estimates while applying the same calculation methodology to East Greenwich based on the towns inventory and project costs related to LED conversion installation of smart controls and replacement of deteriorated wiring. A Capital Reserve for Street Lighting replacement has been established and will support the funding of this program in the coming years. Should the General Fund close with an adequate surplus in any of the upcoming fiscal years, it is recommended that an additional fund transfer be authorized to this reserve. This program has been implemented and is active at this time.

Since this last report, a contract has been awarded with **The RISE Group** and the project has started with implementation occurring in a phased approach in various parts of the community. In this installation the Town reserved the right to make changes related to the wattages, control options, maintenance, unit counts, etc. based on requirements and how streetlights on state roads will be transferred to RIDOT. The Town solicited proposals from



Future Year Planning Considerations, *continued*

qualified contractors to provide turnkey projects to perform the following work which has at this time been completed:

1) convert existing municipally owned streetlights to LED for the Town;
2) purchase and install photovoltaic (PV) streetlight controls for State-Owned Roads located with the Town; 3) purchase and install controllable streetlight controls for Town-Owned Roads located with the Town; and 4) provide warranty and non-warranty maintenance services following conversion for the Town.

LED conversion project elements include:

- Develop a lighting design (including the recommendation of equipment options for the LED conversion and equipment options for controls);
- Install lighting samples in the Town for review and approval (pilot program);
- Remove and dispose of the existing luminaires and/or ancillary fixtures;
- Submit shop drawings for all materials used on the project to the Town for review and approval;
- Install Town-approved LED luminaires with in-line fuse disconnects;
- Rewire light fixtures from utility secondary power to light fixture, on an as needed basis;
- Install streetlight controls;
- Label streetlight fixtures, as appropriate;
- Retrofit and/or replace post top fixtures as required;
- Install or repair post top posts and poles as required;
- Provide an updated streetlight inventory;
- Apply for available RI Energy and/ or RI Office of Energy Resources rebates and incentives.;
- Provide routine maintenance during the first year where labor and materials are fully warranted. Although the Town is “brand neutral” the light fixtures shall be Acuity “Autobahn” or approved equal with a cast aluminum fixture and glass optics. All light fixtures shall have a 7-pin node receptacle for controllers, regardless of the light location (i.e., State Road vs. Town Road). In addition, the Town has identified Ubicquia controls for 2 of the 5 streetlight control options.

The Town reserved the right to make changes related to the wattages, control options, maintenance, unit counts, etc. based on requirements and how streetlights on state roads will be transferred to RIDOT. The priority installation on this project is for all fixtures on state roads to be replaced first, as these are all one standardized light fixtures with basic on/off light sensing controllers. As this phase of work has concluded all fixtures on state roads will be transitioned to the state of Rhode Island, as property that they will maintain



Future Year Planning Considerations, *continued*

and provide for all electricity needs on a go forward basis, resulting in added savings for the community. All other fixtures in the community will be installed with an intelligent controller mechanism allowing the town to make modifications in timing and brightness changes on an as-needed basis using remote technology.

The streetlight acquisition and conversion project has concluded and will be removed from this project listing in FY27.

10-Year Comprehensive Community Plan Rewrite Adaptation and

Rhode Island operates under a reciprocal land use planning system where the State establishes broad goals and policies through the State Guide Plan. Local municipalities then develop comprehensive plans reflecting their specific needs and conditions. These plans regulate land use and provide a framework for achieving local goals, binding State agencies to conform their programs and projects accordingly upon approval by the State. Comprehensive plans in Rhode Island serve multiple roles, including guiding conservation and development, addressing resident service needs, and coordinating planning efforts between state and local governments.

The current East Greenwich Comprehensive Plan was adopted August, 2013 and expired on March 31, 2024. The prior plan gained a **10-year State approval** consistent with Section 45-22.2-12(b) of the Rhode Island General Laws. This law mandates that the town's current Comprehensive Plan be updated and re-adopted. Consistent with past practice, Towns professional planning staff expects to secure outside consulting assistance with the update and overall management of the process. Comprehensive Plan Updates generally take a full year (sometimes more) to complete given the public participation and hearing requirements.

Comprehensive planning in the State of Rhode Island is governed by [Chapter 45-22.2](#) of the Rhode Island General Laws, entitled the "Rhode Island Comprehensive Planning and Land Use Act" (the Act). When the General Assembly adopted the Act in 1988, it intended to meld two existing land use planning processes into a reciprocal system comprised of the State Guide Plan (SGP) and municipal comprehensive plans. The State Guide Plan addressed land use and physical development, environmental and natural resources, economic development, housing, transportation, and other concerns. Historically, the State had delegated land use authority to its municipalities, most of which already had some type of comprehensive plan. However, at that time, there was no formal connection between the SGP, State agency plans, and municipal plans. The new system envisioned by the Act sought to address this by:

- maintaining municipal discretion in land use decision-making; but;
- establishing the lead role of the State Guide Plan;
- requiring local comprehensive plans to meet certain minimum standards;



Future Year Planning Considerations, *continued*

- requiring zoning to conform to the comprehensive plans; and
- creating an incentive for municipalities by obliging the State to conform its programs and actions to municipal plans that were certified as being consistent with State goals and policies.

Some of the key features of the Act include:

- all municipalities are to prepare and adopt a single comprehensive plan that are to be updated and re-adopted not less than every ten years;
- each plan is to include certain standard content, and that forecasts, goals, and policies must be formulated looking at a minimum 20-year planning horizon;
- public input and comment is required during the comprehensive planning process;
- comprehensive plans are to serve as the foundation for municipal zoning;
- plans are to be reviewed by the State to assure they are consistent with the provisions of the Act; and
- State agencies are to conform their programs and projects to municipal plans that have State approval.

In accordance with the Act, the State Planning Council has adopted certain Rules and Standards that govern State review and approval of comprehensive plans. [See State Planning Council Rule Four: Comprehensive Plan Reviews](#) and the [Rhode Island Comprehensive Planning Standards Manual](#) for more information.

The process of preparing the East Greenwich Comprehensive Plan¹ began as an update to earlier versions of the Plan. The Town adopted its first version Plan pursuant to Rhode Island General Laws (RIGL) Chapter 45-22.2, the Rhode Island Comprehensive Planning and Land Use Act, in 1991, which was updated and approved by the State of Rhode Island in 2005. The Town in 2013 reached the twenty-year time frame from its original planning document. The 2013 version has evolved into a new document that is far more than mere update of data and assumptions; it has reset the planning horizon for the Town. This version of the Plan is intended to achieve a new and superior level of a Comprehensive Plan, plainly written to make it understandable to all readers. It is therefore appropriate to create an innovative, user friendly planning document that covers the required Comprehensive Planning sections, and to work into the plan themes of maintaining Town character, conserving its natural resources, preserving the best that East Greenwich has to offer its residents, while at the same time looking to the challenges of the next twenty years. This was achieved with increased economy of space and improved organization of this document. Moreover, the Plan's goals and policies are carefully considered in that they are realistic and achievable. The Plan was prepared in close consultation with the Town's senior administrators and staff. These include the Town Manager, Director of Planning and the Planning Department staff. Other Town Department Directors participated both in supplying data and reviewing drafts. In addition, this Plan is the product of



Future Year Planning Considerations, *continued*

extensive discussion and input from the Planning Board. In over a dozen workshop sessions, the consultant and staff met with the Planning Board in public sessions that resulted in the version that was presented for public workshops and Town Council review and adoption. Finally, this Plan is in compliance with the RIGL Chapter 45-22.2, Rhode Island Comprehensive Planning and Land Use Act, as amended. In particular the Plan closely follows the required contents for Comprehensive Plans (RIGL § 45-22.2-6). These include the following: 1. This Plan is based on a twenty (20) year planning timeframe in considering forecasts, goal

This prior Plan was based on a twenty (20) year planning timeframe in considering forecasts, goals, and policies. This Plan is internally consistent in its policies and forecasts, that are contained in the following chapters or Elements:

a. **Goals and Policies.** This Plan identifies the goals, objectives, and policies of the Town of East Greenwich for its future growth and development and for the conservation of its natural and cultural resources. These goals and policies were summarized and are discussed in detail in context and within their respective Element. The goals and policies of the Plan are consistent with the goals and intent of the state law and embody the goals and policies of the state guide plan.

b. **Natural Resource Identification and Conservation.** This Plan provided an inventory of significant natural resource areas including, but not limited to, water, soils, prime agricultural lands, forests, wildlife, wetlands, aquifers, coastal features, and floodplains. The Plan also included goals, policies and implementation techniques for the protection and management of the Town's natural resources.



c. **Open Space and Outdoor Recreation identification and protection.** The 2013 Plan included an inventory of outdoor recreational sites, open space areas, and recorded access to these resources and areas. It relies on information and usage data supplied by the Parks and Recreation Department. The Plan also contained an analysis of forecasted needs, based on usage. The goals and policies addressed the management and protection of existing sites, and identification of areas for potential expansion.





d. **Historical and Cultural Resources identification and protection.** The Plan was based on an inventory of significant historical and cultural resources such as historical buildings, sites, landmarks, and scenic views. It includes goals, policies, and implementation techniques for the protection of these resources.

e. **Housing plan.** This Plan included the identification of existing housing patterns, an analysis of existing and forecasted housing needs, and identification of areas suitable for future housing development or rehabilitation. The Plan also included an affordable housing component that meets the requirements of RIGL § 42-128-8.1, the "Comprehensive Housing Production and Rehabilitation Act of 2004" and chapter 45-53, the "Rhode Island Low and Moderate Income Housing Act." It includes goals and policies aimed at achieving 10% of the Town's housing stock in affordable or low and moderate income (LMI) housing units by 2025.

f. **Economic Development.** This Plan included the identification of existing types and patterns of economic activities including, Downtown - Main Street, the waterfront, existing commercial and retail, existing industries, transportation/ access and the new campus of the New England Institute of Technology (NEIT). The NEIT is seen as a potential opportunity to enhance the Town's economic development prospects. The Plan also included business, commercial, industrial, and working farms. The Plan identifies areas suitable for future economic expansion or revitalization. It included goals, policies, and implementation techniques reflecting local, regional, and statewide concerns for the expansion and stabilization of the economic base and the promotion of quality employment opportunities and job growth.

g. **Community Services and Facilities.** This Plan was based on an inventory of existing physical infrastructure such as, but not limited to, educational facilities, public safety facilities, libraries, indoor recreation facilities, and community centers. It describes services provided to the Town, including schools (East Greenwich school system), water (Kent County Water Authority), wastewater treatment, (collection system and treatment facility, plus extensive onsite wastewater treatment), solid waste (collection of trash, recyclables and transfer station), police, fire and emergency services, administrative (Town Hall, Swift Community Center and other Town facilities), library, parks and recreation, animal protection, and senior and human services. h. Circulation / Transportation.

h. **Circulation / Transportation.** This Plan was based on an inventory and analysis of existing and proposed major circulation systems, including transit and bikeways; street patterns; and other modes of transportation, including pedestrian, in coordination with the Land Use Element. Goals, policies, and implementation techniques for the provision of fast, safe, efficient, and convenient transportation that promotes conservation and environmental stewardship are identified.

i. **Natural Hazards.** This Plan included an identification of areas that could be vulnerable to the effects of sea-level rise, flooding, coastal storm damage, or other natural hazards as identified in the plan. Policies and implementation techniques are identified that would help to avoid or minimize the effects that



Future Year Planning Considerations, *continued*

natural hazards pose to lives, infrastructure, and property.

j. **Land Use.** This Plan includes a land use component that designates the proposed general distribution and general location and interrelationships of land uses including, but not limited to, residential, commercial, industrial, open space, agriculture, recreation facilities, and other categories of public and private uses of land. It includes a build-out analysis that examines existing and forecasted patterns of development that addresses population density and building intensity based on existing zoning districts. The land use plan also includes a future land use map. The land use component makes recommendations that will amend the Zoning Ordinance and Subdivision & Land Development Review Regulations. In addition, it provides for public land stewardship, and a land acquisition program. These are included as part of the implementation program.



k. **Implementation program.** The concluding chapter of the Plan included the following:

- i. A statement which defines and schedules the specific public actions to be undertaken in order to achieve the policies, goals and objectives of each component of the Comprehensive Plan. Scheduled expansion or replacement of public facilities, and the anticipated costs and revenue sources proposed to meet those costs reflected in a municipality's capital improvement program, are included in the implementation program.
- ii. The implementation program identified the public actions necessary to implement the objectives and standards of each component of the Comprehensive Plan that require the adoption or amendment of codes and ordinances by the East Greenwich Town Council.
- iii. The implementation program identified other public authorities or agencies, such as the Kent County Water Authority (KCWA), and coordinates the goals and objectives of the Comprehensive Plan with the actions of the KCWA with regard to the protection of watersheds.
- iv. The implementation program provided for the timing and schedule of Town actions required to amend the zoning ordinance and map to conform to the Comprehensive Plan.

l. **Maps.** This Plan contained maps illustrating the following. (Note that the maps are spread throughout the chapters identified above and are not necessarily in this order).

This initiative is expected to begin with the release of an RFP later in 2025 with the development of the program taking most of 2026 with significant public engagement included as part of the overall process and plan development.



Adaptation and Resiliency to Natural Hazards and Climate Change

As a coastal community with shoreline access in Greenwich Cove, a tidally influenced shoreline, East Greenwich does possess some vulnerability with regards to potential damage from sea level rise and coastal storms. Natural hazards and climate change have the potential to impact many aspects of life in East Greenwich, with short and long-term implications for the built environment; public health, safety and welfare; the Town's budget; and the continuance of the Town's governmental functions. It is imperative that the Town begin to bolster its plan for adaptation to the potential impacts of natural hazards and climate change.

In addition to the coastline exposure in Greenwich Cove, East Greenwich is home to multiple riverine systems that due to sea level rise, increased storm surge levels and erosion, more frequent coastal storm events, and heavier, more frequent precipitation events, create a threat to many properties and infrastructure in Town. Also, as a community with many rural areas in the western section of town, that are serviced by on-site wastewater treatment systems, a large number of these properties may also be affected by coastal events. The community's vulnerable populations (i.e. elderly and those with special needs), as well as the Town's limited agricultural lands, will be impacted not only by storm events, but also by increasing air temperatures and more frequent high heat days and heat waves as a result of climate change. Understanding the full range of impacts associated with these phenomena, and others, will allow the Town to begin to plan for adaptation, reducing the Town's overall vulnerability to the effects of natural hazards and climate change.

While the Town Council's Goals and Objectives for the 2024-2026 term address planning for natural hazards and climate change, there are additional steps the Town can take in this regard, beginning with a study of the magnitude of the potential damage to properties and infrastructure due to flooding, which will allow the Town to project financial impacts resulting from adverse weather conditions and other natural hazards. In addition, there should be consideration of the process and methodology by which post-event development decisions are made, including identification of criteria that would assist in determining the best course of action for recovery. The Town Council, after considering the results of data-based assessments, will be in a better position to evaluate next steps, and whether incentives for relocation of development are appropriate, and what instances would warrant the offering of such.

Addressing the potential impacts of natural hazards and climate change is a complex, multi-faceted endeavor that will require coordination between multiple Town departments, Boards and Commissions, and the Town Council. The newly appointed Sustainability



Future Year Planning Considerations, *continued*

Committee will be invaluable in assisting municipal efforts to increase community resiliency to natural hazards and climate change.

The Town has finalized the updating of the Towns 2020 Hazard Mitigation Plan with RI Emergency Management Agency (RIEMA). The Town’s revised Multi-Hazard Mitigation Plan has been adopted by the Town Council, and one of our next steps will be in detailing a scoping of a Sea Level Rise and Coastal Storm Impact study as an element in the Town’s long-term planning program.



Waterfront Study and Future Improvements

The East Greenwich waterfront is defined as the area east of the railroad tracks between Division Street at the north and the outlet of the Maskerchugg River at the south end. This area borders on Greenwich Cove one of the most protected harbors of Narragansett Bay. The East Greenwich waterfront is not large compared to the shorelines of other towns on Narragansett Bay, but its location, proximity to downtown and popularity among boaters and restaurant owners, makes it an important economic engine for the Town.





Future Year Planning Considerations, *continued*

Existing land use in the waterfront varies along the shoreline, including various marinas and the EG Yacht Club; commercial spaces with restaurants; some limited seasonal residential buildings; large areas of parking and boat storage; extensive docks and mooring fields; several offices; a large multi-unit apartment complex; a sewage treatment plant; several street and access ways; an abandoned land fill and developed and developing municipal parks (one of which is a boat ramp, the other a tot lot/picnic area).

The Town recently completed a very engaged process in developing a Waterfront Study, and secured a consultant, the Beta Group, to lead this process in reevaluating the entire corridor from Division Street to Scalloptown Park and the immediate surrounding residential neighborhoods. This effort began in the fall of 2021 and was completed in the winter of 2023, with a final public workshop scheduled with a final report presentation to the Town Council.

Waterfront goals and policies, developed from extensive community participation since the 2005 Comprehensive Plan development process and during this most recent 2024 Fiscal Year review included:

- Improved public access to the cove, both visual and physical;
- Water dependent uses encouraged as a priority in concert with other non-water dependent uses;
- Innovative solutions will be required to solve the problem of inadequate parking on the waterfront;
- Commercial shell-fishing industry is a vital and historic waterfront activity which generates a significant economy and is beneficial to the town and the state;
- Pedestrian and bicycle access to and from the water and through the waterfront area;
- Improved grounds, Trash management, ADA access, Prioritization of ROW Management, Marina development and management;
- Preservation of historical presence of fishing shanties;
- Address the relocation of the transfer station and management of space around the wastewater plant;
- Maintain a mixed-use presence;
- and Take necessary steps to ensure the environmental protection of the Cove.



As of March 2024, the Town had a Federal FY24 Appropriations application submitted with Congressman Magaziner’s office in the form of an investment in the Waterfront area. This application contained key aspects of the study that are eligible per the program requirements in the total of \$1.5 million. These elements include a proposed investment in the towns six (6) public rights-of-ways and a major initial investment in the recreational elements of accessibility in Scalloptown Park and pedestrian improvements along the shoreline up to the Wastewater Plant. Since the submittal of this proposal, at the end of this past winter season, the Town has received word that we were the successful recipient of a \$963,000 federal appropriation award, with no local match requirement. This award will allow us to bring much needed investment to the waterfront, an area representing a critically important part of our community, for Commercial, Residential and Recreational uses impacted all within our Town. The Towns professional staff is now engaged with NOAA the Federal Agency with oversight of this project. We are reconciling next steps in the grant process and are finalizing the release of an RFP for design and engineering services in the development of plans for select elements of the waterfront study to begin in 2025/2026.



Future Year Planning Considerations, *continued*

Community Services Master Plan Study

The purpose of the Master Plan is to guide the Administration and Town Council in establishing a roadmap for the stewardship of East Greenwich’s public recreation properties. The Master Plan will include written goals, plans, objectives, and policy statements that articulate a clear vision for the parks, recreation and open space future of the Town. It will provide a summary of existing conditions, inventories and level-of-service and make recommendations in order to right-size the Town’s recreational assets for current as well as future needs.



These recommendations will consider local community need for both indoor and outdoor recreational spaces, including equipment and infrastructure, plus natural environments, for all ages. In particular, the financing and building of a community center or similar multi-purpose indoor facility as needs analysis dictates.

The associated planning work will provide charts, graphs, maps and other data as needed to support the plan and its presentation to the appropriate community audiences. Finally, the Master Plan will provide funding recommendations, an implementation plan, and graphics to support marketing and fundraising efforts.



The associated planning work will provide charts, graphs, maps and other data as needed to support the plan and its presentation to the appropriate community audiences. Finally, the Master Plan will provide funding recommendations, an implementation plan, and graphics to support marketing and fundraising efforts.

The Town has a strong commitment to provide high quality parks and recreation facilities, programs and services for all residents of the community. This initiative involves the collection and analysis of data to develop a clear set of goals, policies, and standards for the Town’s park system, open space, trails, recreational facilities and program development for the next fifteen to twenty-five years. The Scope of Work of this study included the compilation and review of available information and documents related to the development of the plan, the building of a comprehensive inventory of the Town’s existing recreation areas, facilities and open space areas, the conduct of a public engagement program to create a community vision for the Town’s recreation and open space assets and a supply/demand and demographic trends analysis related to the Town’s recreational facilities and programming. The final Master Plan will include written goals, plans, objectives, and policy statements that articulate a clear vision and road map for the parks, recreation, and open space future of the Town.



This formal consultant process provided for the following phases of Basic Services in relation to the final study deliverable:

1. Task 1 – Project Kick-off, Data Collection and Analysis
2. Task 2 – Public Engagement
3. Task 3 – Demographics & Trends Analysis
4. Task 4 – Existing and Future Facilities-Analysis of Level of Service
5. Task 5 – Rank and Prioritize Demand and Opportunities (Gap Analysis)
6. Task 6 – Analysis of Programs and Service
7. Task 7 – Development of Final Plans and Supporting Materials (Master Plan)

Project Timeline

<u>Project Description</u>	<u>DATE</u>
Community Engagement Survey	May-June 2022
Site Investigation & Analysis	May-October 2022
Focus Groups and Interviews	January/August 2022
Public Workshop #1	May 12, 2022
Public Workshop #2	October 27, 2022
Deadline for Public Workshop Input	November 17, 2022
Draft Plan Presented to Town Staff	January 2023
Draft Master Plan Public Comment Period	January 2023
Final Master Plan Presented to Town Staff	March 2023
Final Master Plan Presented to the Town Council	June 2023

Community Engagement Survey Report

Overview

In support of the Master Planning process a survey was developed by the consultant team and administered through a web-based survey program for a period of 5 weeks between May 9, 2022 to June 12, 2022. The primary intent of the survey was to collect and evaluate responses from residents and other park/facility users to quantify the likelihood of market segments using parks and recreation facilities and to decipher community needs and desires for future enhancements/developments. The survey responses were received through web-based and social media-based links, both of which were released to various outlets by the Town of East Greenwich.

Basic Goals and Objectives

The goal of the survey was to analyze, assess and summarize the following items via a series of quantitative and qualitative based questions:

- Past facility use;



Future Year Planning Considerations, *continued*

- Perceptions of conditions of existing parks and facilities;
- Likelihood of utilizing existing facilities;
- Reasons for not using current facilities;
- Desired facility and program amenities and/or preferences;
- Pricing and user fee perceptions;
- Perceptions and potential for funding of future park and facilities development/enhancements.

During the study the consultant, BL Companies worked through this process closely with Town staff in preparing the Comprehensive Parks and Recreation Master Plan. The Comprehensive Community Services and Parks Master Plan will become an element of the current Town of East Greenwich Comprehensive Plan and require formal acceptance by the Town Council that occurred earlier in 2024. This process included the development of a comprehensive inventory, an analysis of forecasted needs and implementation strategies.

This study has been the impetus behind the basketball and pickle ball court improvements at Academy Field, the comprehensive work presently being performed at Eldredge Field (estimated completion summer 2025) and multiple other neighborhood playground upgrades conducted at Fairfield Playground and Sun Valley Play area. Additional work is planned at the High School Complex with either Turf Field already having been replaced and the track expected to be resurfaced as of summer 2025.

As part of the school construction initiative, Field enhancements, Field rebuilding and some Relocation at Frenchtown and Hannaford at the conclusion of the school project in 2027/2028.

Municipal Energy Aggregation Program

The Town has concluded an evaluation of municipal energy aggregation in conjunction with the School District, as an option to serve and manage the electricity needs of the Towns municipal organization. Aggregation is a mechanism by which the Town can buy electricity supply in bulk to meet our municipal needs, with the goals of controlling costs through competitive, long-term stable rates and increasing the renewable energy content.

Municipal aggregation, also referred to as community choice aggregation (CCA), is a process via which towns and cities purchase electricity supply in bulk on behalf of the municipal needs and in some cases the residential needs within their municipality. Electricity transmission and distribution services and billing continue to be handled by the local electric utility company.

There are three main reasons municipalities choose to pursue aggregation:

1. Bulk purchasing can reduce the cost of electricity for individual customers;



Future Year Planning Considerations, *continued*

2. Aggregations often provide contracts for long-term period guaranteed by the local utility, providing price stability;
3. Aggregations can provide "green" electricity options with higher renewable energy or local renewable energy content.

Some municipal aggregations choose to provide "green" electricity supply options with higher renewable energy content. In many cases, aggregation supply rates are sufficiently low that greener options can be provided while still saving customers money relative to the utility service rate. In municipalities where the default option is a greener electricity supply, customers may choose to stay with the default option, rather than opting down to a standard option, or opting out of the aggregation program. This means that in a case where this option may be extended to the community-at-large, more customers may participate in a green electricity supply program than would do so if they had to actively opt for the green supply rather than a standard service offering. The focus of our efforts at this time is on managing the Town governments electricity needs and cost controls.



In June 2023, the Town Council awarded a 25 Year Virtual Net Metering services agreement. After a thorough evaluation process, both internal to the organization and with external professional consultant support, we selected Ameresco of Framingham, MA as the successful vendor to provide virtual net metering services for the Town. The Town Manager provided a detailed Memorandum and Statement of Work that communicated the details of the contract award and outlined the key points of the agreement. This recommendation was developed with the support of Zach Bloom, a consultant with Competitive Energy Services, (CES), Jon Shock, serving as an internal municipal Consultant for the Town, and Patricia Sunderland the Towns CFO and Finance Director.

In this process, the utility company tracks the energy generated by the shared system and credits each subscriber's account accordingly. The subscribers' electricity bills are then adjusted based on the net energy consumed, accounting for both the energy imported from the grid and the energy credits received from the shared system.

Virtual net metering allows subscribers to benefit from renewable energy generation without in some cases, having to install and maintain their own renewable energy systems. It can be particularly useful for residential buildings with limited rooftop space, tenants in multi-unit buildings, or businesses located in areas with less favorable conditions for renewable energy generation.

It's worth noting that the specific regulations and policies related to virtual net metering can vary between regions and countries. Local utility regulations, state laws, and other factors may determine the eligibility



Future Year Planning Considerations, *continued*

criteria, subscription fees, and the extent to which subscribers can benefit from virtual net metering programs.

This solicitation process requested the following information from each bidder:

1. Virtual Net Metering Background
2. Renewable Energy Certificates
3. Bid Solicitation Process and Review of Submittals
4. Review of Recommended Proposal Results
5. Experience of Lowest Evaluated/Responsive Bidder and Funding Detail

Selection Process: The contract award was based on a comprehensive evaluation of proposals received from various vendors. The evaluation committee assessed each proposal based on the following criteria:

- A. Technical expertise and experience in virtual newt metering
- B. Cost-effectiveness and value for money
- C. Quality of proposed methodology and approach
- D. Compliance with all legal and regulatory requirements
- E. Vendor's track record and references.

The Towns professional staff will work closely with the provider, Ameresco, in planning for the solar array installation to be completed and for the operational status of the site to be advanced. It was originally projected that the site located in Coventry, RI will be available beginning in September 2024, although it has been pushed back until late FZY25 or early FY2026.

Main Street Rehabilitation Program

The Town is working in coordination with the Rhode Island Department of Transportation on the rehabilitation of Main Street, slated from Division Street to First street. This state road, with federal designation (Route 1) will be rebuilt in its entirety, including ADA accessibility, lighting, consolidation of aerial wires, sidewalks, crosswalks, pedestrian safety features, beautification, signage, sewer main restoration and the complete reconstruction of the road surface. This large-scale project is part of the RI State Transportation Improvement Program (STIP) and the Towns direct responsibility as part of this initiative is to address the projects design process and construction management, with the state funding all construction work. The Towns work typically represents between 10-15% of the overall project cost.

The design work is slated to be funded with ARPA funding and is expected to begin in 2025 with an RFP having recently been released in April of 2025, with actual construction tentatively slated for 2028/2029, at an estimated cost of \$6 million, (subject to approval of the final designs), and is subject to the STIP



Future Year Planning Considerations, *continued*

schedule and the availability of funding. This initial investment calls for a \$1 million State of Rhode Island and a \$4 million dollars in Federal support to fund this project. Instability in funding streams at both the State and Federal levels of government has created some concern for this project, although at this time the funding does remain intact.

This project is expected to be a transformational initiative that will provide for a complete restoration of the Town's main commercial corridor and involve significant business and resident engagement throughout the process. A critical element in the design and later the construction process, is close coordination with the East Greenwich Chamber of Commerce and all businesses that will be directly impacted by this substantive and ambitious effort. The Town has secured an additional \$300,000 to support our local efforts in the early planning and design work.



These improvements will also address needed supports for various community and business events held on Main street as part of the Town's broader economic initiatives and quality of life program efforts. These traditional and newer events include parades, business strolls, food/beverage, arts, and music events and various other local holiday activities, and initiatives offered for the community's enjoyment and also to attract visitors in our efforts to maintain a vibrant and healthy business district.

A secondary element of this project to be funded and managed prior to the Main Street work occurring is the restoration of the aged main sewer line and 50+ lateral sewer lines that serve the buildings along this stretch. We are anticipating this work will cost in the range of \$1.1 - \$1.4 million and will need to be completed in full prior to work associated with the larger project is anticipated to begin in 2027.

ARPA Funding Program

The ****Coronavirus**** State and Local Fiscal Recovery Funds provide a substantial infusion of resources to help turn the tide on the pandemic, address its economic fallout, and lay the foundation for a strong and equitable recovery. Our community has been granted approximately \$3.92 million in funds.

****The funds must be obligated no later than December 31, 2024 and full expended no later than December 31, 2026.****



Statutory Eligible Uses:

1. To respond to the COVID-19 public health emergency or its negative economic impacts;
2. To respond to workers performing essential work during the COVID-19 public health emergency by providing premium pay to such eligible workers of the recipient, or by providing grants to eligible employers that have eligible workers who performed essential work;
3. For the provision of government services, to the extent of the reduction in revenue of such recipient due to the COVID–19 public health emergency, relative to revenues collected in the most recent full fiscal year of the recipient prior to the emergency; and
4. To make necessary investments in water, sewer, or broadband infrastructure.

Criteria (1)

- Mitigation and Prevention – To contain the spread of COVID-19 through services and programming as well as ventilation improvements in congregate settings;
- Responding to Negative Economic Impacts - Provide aid to small business and industries negatively impacted by COVID-19 and its effects on the local economy; economy remains 8.2 million jobs below its pre-pandemic peak as such, these recessions can also cause longer-term economic challenges through damaged consumer credit scores and reduced familial and childhood well-being;
- Rehiring Government Staff – The rehiring of certain staff up to the pre-pandemic staffing level of the government to effectively administer government services;
- Building Stronger Communities through Investments in Housing and Neighborhoods - Assist organizations (non-profit) that serve the needs of vulnerable populations within the community, particularly those heavily impacted by the pandemic. Investments can range from assisting individuals to supporting redevelopment of entire neighborhoods;
- Promoting Healthy Childhood Environments – To provide services to address increases in economic hardship, material insecurity, and parental stress and behavioral health challenges all raise the risk of long-term harms to today’s children.

Criteria (2)

- Organizational Needs – Address needs within Town departments or amongst city essential employees that improve the capabilities of staff to respond to public needs and support employees most susceptible to COVID;
- Essential Workers – To provide premium pay to those workers entirely devoted to mitigating or responding to COVID-19 this includes those that faced or face heightened risks due to the character of their work involving regular in-person interactions or regular physical handling of items that were also handled by others.

Criteria (3)

- Revenue Loss – Losses claimed can be used for any government services such as maintenance of infrastructure or pay-go spending for building new infrastructure, including roads; modernization of cybersecurity, including hardware, software, and protection of critical infrastructure; health



services; environmental remediation and the provision of police, fire and other public safety services. Pension contributions or rainy-day funds are not eligible.

Criteria (4)

- Infrastructure Investments – To assist in meeting the critical need for investments and improvements to existing infrastructure in water, sewer and broadband. To improve access to clean drinking water, improve wastewater and stormwater infrastructure systems and provide access to high-quality broadband service. Must consider resilience to climate change or establish/improve broadband service to unserved/ underserved population to reach an adequate level to permit a household to work or attend school.
 - Water and Sewer Infrastructure will need to align with Clean Water and Drinking Water regulations
 - Broadband Infrastructure has become even more critical for people across the country to carry out their daily lives thus the importance of availability, reliable and affordable broadband coverage.

Funds can generally not be used for:

- * Depositing extraordinary funds into a pension account
- * Certain non-federal matches
- * Debt Service
- * Legal Settlements
- * Rainy Day Funds
- * Infrastructure outside of water/sewer/broadband, or revenue loss to infrastructure projects
- * General economic development or workforce development unless related to the pandemic

The Towns initial approved Funding Plan, includes the following Initiatives that are subject to potential change and needing a commitment by the conclusion of 2024, along with full expenditure by the end of 2026.

As we reevaluate this initial program plan in the coming months in 2024, various projects, including the sewer restoration on main street, Police/Fire Dispatch Center modernization, Underground Storage Tank Replacement and various other projects already completed, some less or more costly than originally estimated, will have a bearing on this \$3.92 million dollar program. In the Fall 2024, the town will need to provide for a definite and final plan, with all funding encumbered/obligated with specific vendors to maintain this level of funding and then continue with eligible expenditures through the end of 2026. It is not anticipated that either the 2024 for obligation or the 2026 timelines for project completion will be altered by the U.S. Treasury during this period of time.

Future Year Planning Considerations, *continued*



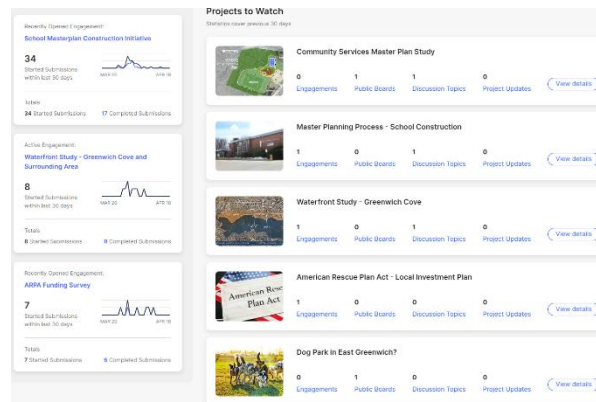
American Rescue Plan Projects						
Summary Descriptions/Estimates						
	Total Appropriation			Town Manager		ALLOCATED
	\$	3,921,657	Capital Reserves	Bond Funds	Recommendation	
Upgrade Ventilation in Public Buildings						
Town Hall - Upgrade/Replacement of 50T on AC; Heaters and Windows	\$320,000		\$40,000	\$80,000	\$193,197	\$0
Fire Station 1 & 2 Bays and Windows	445,000		45,000		179,500	105,206
Fire Station 2 Bay Extension	500,000				520,500	520,500
Police Station Water Heater	12,000		12,000		0	0
School Department (111 Peirce) - Ventilation Improvement	275,000				275,000	0
Swift Community Center - Ventilation	112,000				0	0
Recreation Office - Frenchtown - Ventilation	170,000				0	0
Swift Comm Center, Fire Station 1 & 2 - Generator	105,000				0	0
Subtotal - Public Buildings	\$1,939,000				\$1,168,197	\$625,706
Communication System - Dispatch Console						
Police and Fire Dispatch Consoles Upgrade	\$500,000				\$500,000	\$0
Subtotal - Public Safety Dept	\$500,000				\$500,000	\$0
Contactless Refillable Water Stations						
Public Parks and Walking Trails Refillable Water Stations	\$46,000				\$0	\$0
Park Program Pavilion/Shelter	150,000				225,000	130,106
Subtotal - Public Safety Dept	\$196,000				\$225,000	\$130,106
Coastal Zone Relocation Program						
Transfer Station Relocation	\$150,000				\$100,000	\$0
Fueling Station Relocation	650,000				550,000	70,380
Subtotal - Coastal Zone Relocation Projects	\$800,000				\$650,000	\$70,380
Information Technology Program						
Network Switches and Routers	\$238,500				\$238,500	\$238,500
Upgrade Camera Surveillance System w/Door Access	250,000				250,000	250,000
Replace Emergency Computers in Fire & Police Vehicles	66,000				0	0
Upgrade Public Broadcast System	75,000				0	0
Provide Public WiFi from Main Street to Station 1	30,000				0	0
Update Council Chambers Audio System to Full Digital Confi	39,960				39,960	39,960
Add one Tower to Support Increase Demand of Wireless Technology						
Subtotal - Information Technology	\$699,460				\$528,460	\$528,460
Public Health Program						
Mental Health Program Services	\$50,000				\$50,000	\$7,575
Subtotal - Public Health	\$50,000				\$50,000	\$7,575
Behavioral Healthcare Education/Recreational Program Access						
After School/Summer Learning Programs	\$50,000				\$50,000	\$0
Subtotal - Learning Services	\$50,000				\$50,000	\$0
Economic Program						
Local Business and Chamber Services	\$50,000				\$50,000	\$15,000
Subtotal - Economic Program	\$50,000				\$50,000	\$15,000
Roadway/Water/Wastewater Program						
Safe Routes to Schools - Sidewalk	\$400,000				\$400,000	\$400,000
Main Street Reconstruction Design	300,000				300,000	0
Main Street Sewer Rehabilitation and UV Disinfection System Replace.	2,000,000				0	0
Boesch Farm Well Redevelopment	15,000				0	0
Subtotal - Roadway/Water/Wastewater Program	\$2,715,000				\$700,000	\$400,000
TOTAL American Rescue Plan Projects	\$6,999,460				\$3,921,657	\$1,777,227



Future Year Planning Considerations, *continued*

Public Engagement Program

The Town has launched a public communication system involving a series of optional mediums to engage the public on any number of local and state business items, proposed and approved projects, initiatives, new and traditional events, announcements and other matters of importance within the community. This public engagement service agreement includes a third-party software to be used to expand the Town’s footprint in this targeted area in an effort to expand our professional practices in how we engage the public, improved in our data gathering, educational efforts, and the organizations overall efficiency and consistency in doing so.



This service and public outreach will impact all Town departments and potentially some select school and community initiatives, where such coordination and interaction are deemed to be favorable to the Town. As this system and associated materials are being built out on an ongoing basis, we were able to secure a heavily discounted service agreement for the next three years, and are committed to maintaining this system for a heightened form of community communication.

In researching and evaluating the need and viability for this investment, our efforts focused on support for municipalities seeking to better organize its public outreach, information gathering and public educational efforts in concert with more consistent and sustainable public input features. The Administration’s goal with the Zencity Systems implementation was to prepare the organization for its timely implementation in joint fashion with the then anticipated Town website upgrade in the summer of 2023. This specific software was created to better answer questions surrounding the needs of local government in our efforts to access the best community input and insights, available solutions, so the community can identify priorities and make decisions based on the direct input of a broader and more representative group of community residents and professional information available.

Submissions and Evaluations

Below is added information and a visual of an internal image of the Zencity Engage service which is a digital engagement platform for communities and their leaders to co-create a sustainable vision for their community. This option provides for interactions that addresses real community needs, imagines alternative futures, and allows for collaboration on key initiatives through an inclusive, accessible platform.



Added Services

In addition to the Engage System that is now available, there are other options including the Organic and Experience Survey elements that the professional staff feel will add significantly to the Town's ability to manage public contact in a far more intimate manner. These added features that are now coming online will allow for a heightened level of direct engagement in various community conversations, whether positive or negative, that will occur and to also engage in exit interviews to assess the quality of the experience that a resident felt during their interaction with their local municipality. The implementation of these added features has been accelerated with the organic 360 data gathering element already operating and the experience survey being prepared for implementation in the coming months.

Zencity plugs a community into the local conversation

Zencity systems are designed to assist a community better understand what matters to their residents and in establishing a more well-rounded and clear set of priorities. The platform can also be modified to meet a community's local needs:

- Hundreds of integrated channels that continuously collect organic resident input
- Custom project dashboards for any issue or initiative

Ability to discover new findings

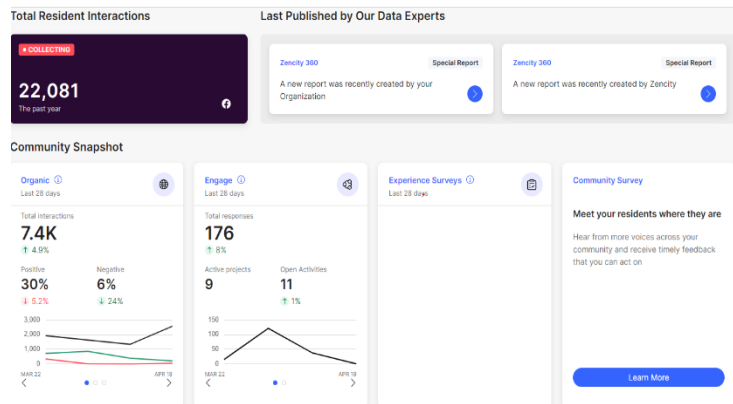
Rely on AI technology to identify data trends. In a far more comprehensive manner, we can better understand the driving forces and community support/opposition behind a project or event and other leading thoughts for the community using:

- Sentiment analysis
- Volume of interactions and recurring themes
- Breakdowns by location, departmental focus, and source
- Trending data alerts



Future Year Planning Considerations, *continued*

Experience Surveys This type of survey use and analysis that has yet to be implemented locally, is also referenced in various discussions as satisfaction surveys. This interaction is used to build trust and measure the performance of services by engaging residents in a timely fashion, typically following a local service interaction. Many times this interaction is used to check back with residents to assess their satisfaction or dissatisfaction with their encounter with local government. Typically, when interacting with local or state government services, the communication with residents traditionally occurs during the event, but seldom is their substantive interaction afterwards. This interaction purely assesses the follow up by Town personnel, in gathering any added information that could be used to improve future communication efforts and interactions. The Town staff is working on further developing our internal systems that manage public questions, concerns and inquiries and once this effort is concluded, we will then be able to integrate the towns systems, proving for automatic follow up with any such inquiry received.



The community can access this new way of communicating by accessing the site from the landing page of the Towns website at: <http://www.eastgreenwichri.com/>.



In the sites initial launch on March 31, 2023 a series of nine projects were unveiled, including the Features School Master Planning Process, Harbor Management Plan, Parking Study, Waterfront Study, ARPA Project Investment Plan, Community Service Master Plan, Dog Park efforts, Police Department Accreditation, and Substance Use and Mental Health Services. This listing has changed and evolved since that time and has posted more than 20 different projects, initiatives or activities. The content of these and other such efforts are always changing and may remain in development in draft form waiting for an eventual public release in the near future.



TAB 3
FUND STRUCTURE, DESCRIPTIONS AND SUMMARIES

Government Structure.....3-1
Budgetary Process.....3-2
Town Charter: Article III & Article IV.....3-9
Funds Structure Descriptions.....3-12
Flow of Funds Structure.....3-14
General Fund Revenue Summary.....3-15
General Fund Revenue- All Budgeted Funds.....3-16
Budgeted Funds Revenue Descriptions.....3-23
General Fund Expenditures.....3-31
All Budgeted Funds Expenditures.....3-34
All Budgeted Funds Summaries.....3-38
Capital Improvement Program & Related Debt Service.....3-39
Full Time Employee Summary.....3-42

FISCAL YEAR 2025-2026 PROPOSED
MUNICIPAL BUDGET PROGRAM
TOWN OF EAST GREENWICH, RHODE ISLAND



Governmental Structure

Town Council/Town Manager Form of Government

The Town of East Greenwich operates under a Home Rule Charter adopted in 1972 providing for a Council/Manager form of government, with a five-member Town Council headed by a Council President. All legislative powers of the Town are vested in the Town Council by the Town Charter. Members of the Town Council are elected at-large for a term of two years. The Charter grants to the Town Council all powers to enact, amend, or repeal ordinances relating to the Town's property, affairs, and government including the power to create offices, departments, or agencies of the Town, preserving the public peace, health, and safety, establishing personnel policies, authorizing the issuance of bonds, and providing for an annual audit of the Town's accounts. The Town Manager is appointed by a majority vote of the Town Council for an indefinite term solely on the basis of executive and administrative qualifications. The Town Manager is the Chief Administrative Officer as well as the Chief Executive Officer of the Town. The Charter grants to the Town Manager the authority to appoint or remove all employees of the Town, to prepare and submit to the Town Council the annual budget and annual report of the Town, to recommend to the Town Council pay schedules for Town employees, and to recommend to the Town Council the adoption of such measures as the Town Manager may deem necessary for the health, safety, and/or welfare of the Town.

Budgetary Process Overview

The budget process for the Town of East Greenwich begins in November of each year preceding the beginning of the fiscal year (July 1). This process is a time for priority setting: define and prioritize needs, evaluate alternatives, and then budget appropriately to meet those needs. Budget discussions with the Town Manager and Department Directors set the tone for implementation. During development of the FY 2025-2026 budget, the Directors were asked to submit a Request Budget that will maintain necessary and/or current programming, and to level fund the operating portion of their current year's operating budget.

The policies that govern the Town's budget process are derived from *Article III, Financial Provisions of the Town Charter*, as amended in 2017. The following provides an overview of the Town's budget process and oversight.

Budget Formulation

The annual budget and capital improvement plan development process begins in the fall when each department, including the School Department, is required to evaluate their six-year capital needs and submit a request to the Town Manager. The budget calendar is the first step in the development process. The calendar establishes the timelines for the budget formulation process, including dates for submission of focus area initiatives, departmental expenditure requests and revenue estimate submissions, budget work sessions, and public hearings that will lead to final adoption of the budget.

The Town Manager completes an in-depth review of all requests, and a six-year Capital Improvement Program (CIP) is prepared and presented to the Town Council by the Town Manager no later than the last date in February of each year. The Town Council holds a public work session on the CIP, and after which will adopt the plan with or without amendment in conjunction with the operating program, on or before June 10th. The first year of the CIP, referred to as the Pay-As-You-Go element, is the Capital Budget and is incorporated into the operating budget.



Budgetary Process, *continued*

In accordance with RIGL § 16-2-21, the Town Council and School Committee are required to hold a joint, pre-budget public hearing for the purpose of discussing and soliciting comments from residents relating to the general goals and objectives of the budget for the ensuing fiscal year, to be scheduled in December each year. In accordance with the Town Charter, the School Committee is required to submit their budget on or before April 15th, to the Town Manager for review and integration in to the General Fund Program, and the Town Manager must then present to the Town Council a proposed annual budget and budget message on or before May 1st of each year, to include the operations of all municipal departments and the school department.

On or before May 15th of each year, the Town Council reviews the Town Manager’s proposed budget in public work sessions, and then shall adopt a preliminary budget, with or without revisions. The Town Council can either increase or decrease the total amount of the School Committee’s Recommended budget, but at no time has line item authority over specific items within the School Committee’s Budget. One public hearing is required to be conducted on the preliminary budget prior to May 15th. Final action on the budget by the Town Council shall occur on or before June 10th of each year, upon which time the Town Council considers any petitions received and gives final approval to the final budget by a majority vote of all members of the Council. Source: *Town Charter: Article III Public Hearing on Recommended Budget Section C-33 and Recommended Budget Section C-34.*

Every general fund appropriation, except an appropriation for capital project expenditure, shall lapse at the close of the fiscal year to the extent that it has not been expended or encumbered. An appropriation for capital project expenditure shall continue in force until expended, revised or repealed; the purpose of any such appropriation shall be reviewed if three years pass without any disbursement from or encumbrance of the appropriation.

Balanced Budget Requirement

For any fund, the total of proposed expenditures shall not exceed the total of estimated revenue plus carried forward fund balance. The same requirement applies to the budget adopted by the Town Council.

Budget Calendar

Town of East Greenwich 2025-2026 Budget Calendar		
October 2024		
Thursday, 31	Town shall submit to the school committee an estimate of projected revenues for the next three fiscal years (RIGL § 16-2-21.2 (a))	
Thursday, 31	School committee shall submit to the town council an estimate of its expenditures by major program and school revenues for the three years, which designates those expenditures (RIGL § 16-2-21.2 (b))	
Thursday, 31	Initial deadline for town agencies, officials or departments to submit requests for Capital Improvement Program to the Town Manager (Code § 55-2)	
December 2024		
Monday, 9	Joint budget meeting between town council and school committee to review the revenue and expenditure projections and to discuss issues affecting the preparation of the school budget for FY 2025-2026 (RIGL § 16-2-21.2(d))	
January–February 15, 2025		
Monday, 10	Joint, pre-budget meeting between the town council and school committee (RIGL § 16-2-21)	
February 2025		
Friday, 28	Proposed Capital Improvement Plan (CIP) budget submission to town council (Code § 55-6)	



Budgetary Process, *continued*

March 2025

- Friday, 14 Deadline for Department Heads to submit budget to Town Manager (Charter § C-33)
- Friday, 14 Deadline to advertise availability of Town budget by May 1st (Charter § C-33)

April 2025

- Tuesday, 1 Deadline for school committee to hold a public hearing on proposed budget (Charter § C-33)
- Tuesday, 15 Deadline for School Department to submit budget to Town Manager (Charter § C-33)

May 2025

- Thursday, 1 Advertise preliminary budget notice of public hearings (RIGL § 44-35)
- Thursday, 1 Deadline for Town Manager to submit budget to town council and publicize (Charter § C-33)
- Thursday, 15 Deadline for initial public hearing on municipal and school budgets (Code § 55-6)

June 2025

- Tuesday, 10 Deadline for adoption of final budget to include six-year Capital Improvement Plan (Charter § C-34)

Basis of Budgeting and Accounting

A budget is a formal document that enables the Town to plan for the future, measure the performance of Town services, and help the public to understand where revenues come from and how they are spent on Town services. The budget is an invaluable tool that helps prioritize spending and manage money as well as helping to identify wasteful spending through planning and monitoring. The budget serves many purposes and addresses different needs depending on recipient, including Town residents, federal and state regulatory authorities, elected officials, other local governments, outside reviewers, taxpayers, and Town staff.

BASIS OF BUDGETING

Annual operating budgets are adopted on a basis consistent with Generally Accepted Accounting Principles (GAAP) and in accordance with legal mandates. Adopted budgets for governmental funds, the General Fund, and School Unrestricted Fund, are adopted on the modified accrual basis. Revenues are recognized as soon as they are both measurable (dollar value is known) and available; when they are collectible within the current period to finance operations during the year. Proprietary funds use the full accrual basis of accounting which recognizes revenue when earned and expenses when incurred.

Appropriations for the General and School Fund, Special Revenue Funds and Enterprise Funds lapse at fiscal year-end, except appropriations that have been encumbered in order to account for certain expenditure commitments. An appropriation for capital project expenditure shall continue in force until expended, revised or repealed; the purpose of any such appropriation shall be reviewed if three years pass without any disbursement from or encumbrance of the appropriation.

BASIS OF ACCOUNTING

The basis of accounting indicates the timing of transactions or events for recognition in the financial statements. The Town of East Greenwich uses either the full accrual or the modified accrual basis of accounting, as appropriate for each fund type or activity, in accordance with GAAP.

The governmental funds are reported using the modified accrual basis of accounting. In general, the Town considers revenues to be available if they are collected within 60 days of the end of the current fiscal period. Expenditures generally are recorded when a liability is incurred, as under accrual accounting. However, debt service and other long-term obligations such as compensated absences and claims and judgments, are recorded only when payment is due.



Budgetary Process, *continued*

Enterprise funds use the full accrual basis of accounting which recognizes revenue when earned and expenses are recorded when liabilities are incurred, without regard to receipts or disbursements of cash.

The Town prepares its budget, in most cases on the basis of accounting with the following exceptions:

- Compensated absences are recorded as earned by employees on a GAAP basis, as opposed to being expended when paid (budgetary);
- Principal payments on long-term debt within the enterprise funds reduce the amount of debt remaining on a GAAP basis, as opposed to being expended on a budgetary basis; and
- Capital outlay within the enterprise funds is recorded as assets on a GAAP basis and expended on a budgetary basis

Budgetary Control

The Town maintains extensive budgetary controls. Costs of operations for all departments, offices, and agencies established under the Town Charter are appropriated through the annual Budget Procedures Ordinance, which is legally enforced at the departmental level. Continuously throughout the year, revenues and expenditures are monitored to enable the Town to measure actual income and expenses against those projected in the budget. The appropriated budget is prepared by fund, division, and department. The Town's department heads have authority to make transfer of appropriations within their specified department.

The Town maintains an encumbrance accounting system as another method of maintaining budgetary control. All purchases require a purchase requisition and a purchase order wherever possible. The Town complies with the requirements of R.I.G.L. 45-55-1 through 45-55-17. The policy, Chapter 187 of the Town Code, is intended to provide sufficient flexibility to allow for some small individual purchases and purchases of an emergency nature. There shall be no deviation from the policy except in an emergency. The guidelines of the purchasing procedure recognize the need for convenience and flexibility in making routine and small individual purchases. This is balanced with the principles of effective budget management at the department level, and the interests of the Town in making purchases with consistently high standards of quality at reasonable prices. Whenever any contemplated purchase or contract for goods or services is for the sum of less than \$5,000, the department head may order the item, provided three written quotes had been obtained, as needed in accordance with the approved accounting system. Purchases or contract for goods and services costing greater than \$5,000 up to \$10,000 (inclusive) for construction projects subject to the same rate as the Boston Regional Consumer Price Index (1992), require competitive bidding regulations. The legal level of budgetary control (i.e. the level at which expenditures may not legally exceed appropriations) is the fund level and therefore, the Town Council is the governing body through which these transfers can be approved.

Per RIGL § 45-12-22.1 – § 45-12-22.7, the Finance Director submits quarterly reports to the Town Manager on the status of the governmental funds, including the School Department and debt service funds. The Finance Director shall also submit budget-to-actual financial information on or before the 25th day succeeding the last day of the sixth, ninth, and twelfth month of each fiscal year to the division of municipal finance.



Budgetary Process, *continued*

The Chief Financial Officer at the School Department also certifies the status of the school district's budget and assists in the preparation of the quarterly reports. A corrective action plan is required within 30 days after completion of the quarterly status reports if a year-end deficit is being reported.

Financial Policies and Practices

Financial guidelines in terms of policies and practices help to ensure that the fiscal integrity of the Town of East Greenwich is protected and to ensure that the Town is positioned for future growth. Continued development of new policies and improvement of current financial policies and practices continues to be a key initiative of management.

The Town's overall fiscal planning and management focus on the following objectives:

- Maintain sufficient financial resources to meet the present and future needs of the residents of the Town as well as the physical conditions of the Town;
- Adjust to local and regional economic downturns without negatively impacting the community;
- Continue to maintain current bond rating with the intent of upgrading to achieve savings in future debt financing and to assure the taxpayers of the Town that government is well managed and in sound financial condition.

The following financial policies, practices, and guidelines are the beginning of the Town's initiative to establish a framework for the Town's overall fiscal planning and management. The Town intends on developing additional policies to align with the Town Council's Goals and Objectives and the procedures supporting the policies shall be clear and concise, factual, and simple to understand.

Operating Budget Policy

The Town Council Goals and Objectives are designed to maximize available resources and provide the appropriate level of services for the costs incurred. The Town's budgetary policies are based upon guidelines and restrictions established by State Law, Town Charter and Code of Ordinances, and in compliance with generally accepted accounting principles for governmental agencies. The requirement that the Town maintain a balanced budget is set forth in these guidelines. A budget is considered balanced if estimated revenues and resources meet planned expenditures.

The Town prepares and approves an annual budget and budget goals as set forth by the Town Council as follows:

- East Greenwich will compose annual municipal budgets that are efficient, transparent, and engage the general public;
- Provide adequate resources for essential public services and programs;
- Identify and implement efficiency and effectiveness improvements;
- Consider, as a funding principle, the 'ability to pay' of local residents and business during budget development;
- Utilize the budget process to advance/implement the overall policy environment and administrative work program for the community;
- Promote public involvement and participation;



Budgetary Process, *continued*

The Finance Department exercises budgetary control over each office, department, and agency within the financial management system. A thorough review of revenues and expenditures is done on a monthly basis and financial statements are submitted to the Town Manager for review and discussion of the Town's financial position. Should a deficit be anticipated, an acceptable plan of action to remedy the deficit is required and expected. All required incremental and annual State reporting is completed on time each fiscal year.

Revenue and Expenditure Projections – In accordance with RIGL 44-35-10 (c), and in response to the Governor's and Legislature's initiative to promote government transparency, the Town prepares a five-year forecast annually in order to improve financial planning and decisions, and to assist in the preparation of the annual budget.

Budgetary Surplus – The Town policy is to adopt a budget in which ongoing operating costs are supported by ongoing, stable revenue. The revenue and expenditures projections utilized in adopting the annual budget are estimates that will be strictly monitored. It is management's policy to set the benchmark goal of projected budget variance at two to three percent of the adopted budget.

Revenue Practices

The Town will strive to maintain as diversified and stable a revenue system, as permitted, to sustain it from short-run fluctuations in the economy. To minimize the effect of an economic downturn, the Town Council shall consider revenue changes in the context of a review of the annual budget. Some of the revenue considerations are as follows:

- Revenue estimates are budgeted conservatively since most are sensitive to local and regional activities especially those within the General Fund (i.e. State Aid to Education/meals and beverage tax)
- Fees and Charges are established by the Town for local licenses, permits, fines, services, applications, and other miscellaneous charges, and shall be set out to recover all or a portion of the Town's expenses in providing the specific service
- Tax Collections are to maintain an overall collection rate greater than 98%; Alternate means of collecting delinquent tangible property taxes are to be pursued
- Revenue or Bond Anticipation Notes – the Town does not intend to issue revenue or bond anticipation notes to fund government or enterprise operations; with a healthy unassigned fund balance, the Town does not see a need to incur additional interest expense when funds can be advanced from the unassigned fund balance and reimbursed when General Obligation or Revenue Bonds are issued
- All revenues received by the Town shall be deposited within 24 hours of receipt

Debt Management Practices

Debt management policies help guide the debt issuance practices of the Town from the issuance to the management of the debt portfolio to adhering to various laws and regulations. The structuring of debt to ensure affordability and sustainability for the Town is a crucial component when issuing debt which is a key indicator with the rating agencies that the government is well managed and is likely to meet their debt obligations in a timely manner. The Town's internal guidelines when considering debt issuance are outlined as follows:



Budgetary Process, *continued*

- The Town prefers to fund capital improvements, equipment purchases, and other major capital projects with current resources or in a “pay-as-you-go” manner; Debt should be limited to projects with significant costs
- The term of any bond issue shall not exceed the useful life of the capital project/facility or equipment for which the borrowing is intended; Every effort shall be made to keep the amortization of debt as short as possible
- The Town supports an aggressive retirement of existing debt (greater than 80% within Ten Years) when possible;
- Bond proceeds shall be invested in government guaranteed funds that provide immediate liquidity and bond proceeds shall only be used for the purpose for which the monies were borrowed;
- The Town shall manage its cash in a manner designed to prevent the necessity of utilizing short-term borrowing to meet working capital needs; The Town will not use long-term debt for current operations;
- Refunding bond issues designed to restructure currently outstanding debt is also an acceptable use of bond proceeds provided that the net present value (NPV) of savings is greater than 3%;
- Debt shall be issued using equal principal;
- Maintain debt ratios within formally established parameters:
 - Net Debt as a % of Operating Revenues – maintain at less than 3%;
 - Debt Service as a % of Expenditures – 10% or less;
 - Net Debt Per Capita – no more than \$3,500 per capita;
 - Overall Debt as a % of Taxable Property – 1% or less;
- Debt shall be limited by the following State Statute:
 - RIGL § 45-12-2 – Indebtedness of Towns and Cities – no city or town shall, without special statutory authority, incur any debt for money hired which would increase its aggregate indebtedness not excepted by law from the provisions of this section to an amount greater than three percent (3%) of the taxable property of the city or town;

Reserve Fund Practices

The Town adopted a Fund Balance Policy on June 30, 2011 in accordance with Governmental Accounting and Financial Standards Board Statement (GASB) No. 54. Compliance with the provisions of this policy shall be reviewed as part of the annual audit process and consideration of the minimum and maximum amount of unassigned fund balance shall be reviewed. The Town will be reviewing and updating the existing Policy as required in the Statement during the fiscal year.

A fund balance policy is adopted in order to secure and maintain investment grade ratings, meet cash flow need, and reduce susceptibility to emergency or unanticipated expenditures and/or revenue shortfalls. Using the GFOA guidelines as a target, the Town will maintain an unassigned fund balance in the range of 10% - 17% of the general fund budget. For purposes of benchmarking, the general fund budget shall include the total appropriations of the General Fund and Debt Service Fund, and Property Tax transfers to the School Unrestricted Fund and Library.

If, after the annual audit the unassigned fund balance is greater than 17% of the general fund budget benchmark, the excess may be used in one or a combination of the following ways:



Budgetary Process, *continued*

- Invested in the pooled funds to earn interest and roll forward into the subsequent year's unassigned fund balance
- Appropriated by resolution of the Town Council for a one-time expenditure opportunity that does not increase recurring operating costs
- Committed to establish or increase a reserve or a transfer to a reserve fund as authorized by the Town Council upon management's recommendation

If, after the annual audit the unassigned fund balance falls below 10% of the general fund budget benchmark, the Town Manager will so advise the Town Council that there is a priority to restore the unassigned fund balance to an amount equal to or greater than 10% of the general fund minimum budget benchmark. The Town shall take action as necessary to restore the unassigned fund balance to acceptable levels within three years based on a plan prepared and submitted by the Town Manager to the Town Council.

Accounting, Auditing, and Financial Reporting Policies

The Town will establish and maintain a high standard of internal controls and accounting practices. The Town budget and accounts for revenue and expenditures shall be managed on a modified accrual basis in its day to day operations.

The Town and School shall prepare a combined five-year forecast in the form and format required by the RI Office of Municipal Affairs for major funds as defined by generally accepted accounting principles within thirty days of final budget adoption. The forecast shall be distributed to the Town Council and School Committee for consideration in their long-range planning. The five-year forecast shall incorporate the five-year capital improvement plan, and any known changes that are expected to impact the financial condition of the Town. All assumptions should be specifically identified.

A fiscal impact statement shall be prepared for all proposed bargaining contract settlements. The immediate and long-term impacts of negotiated changes shall be disclosed, and the Town may hire actuarial and other experts as needed to evaluate the long-term impacts of the proposed agreements. Any fiscal impact statement that includes changes to pension, other post-employment benefits or healthcare benefits shall be provided, along with any underlying actuarial assumptions and support for the actuarial assumptions to the RI Office of Municipal Affairs in accordance with state law.

The annual financial report shall conform to Generally Accepted Accounting Principles and be in the form of an Annual Financial Report (AFR) as described by the GFOA. A fixed asset system will be maintained to identify all Town assets, their location, condition and disposition. Fixed assets are defined as assets with an initial, individual cost of more than \$10,000 and an estimated useful life in excess of one year. The Town will ensure that Town records are audited annually and which will result in the issuance of a financial opinion. The results of such audit are to be available to the public via the Town's website.

Town Charter: Article III, Chapters 33-36 Budget Procedures

Chapter 55 – Capital Improvement



The following is an excerpt from the Town Charter that describes the process for preparing, reviewing, adopting, and amending the budget, and includes language as found within *Article III. Financial Provisions, Chapters 33-36 and Chapters 55*, titled *Budget Procedures and Capital Improvements*:

Chapters 33-36 – BUDGET PROCEDURES

Proposed budget

A. BUDGET SCHEDULE

The schedule for the preparation, consideration, adoption and conduct of requested referenda on the annual town budget shall be followed each year as set forth in the various sections of this article, based upon the requirement that final action by the council thereon shall take place on or before June 10th. Prior to December 31st of each year, a summary of the budget process, together with a tentative schedule of dates of the various hearings shall be prepared for public distribution by the town clerk and the town clerk shall arrange for the publication of a notice thereof in at least one newspaper of general circulation in the town as directed by the town council and post copies in the town hall and on the town web site and as otherwise directed by the town council.

- **C-33. PUBLIC HEARING ON RECOMMENDED BUDGET**
The School Committee shall hold a public hearing on its proposed budget on or before April 1 of each year, and shall submit its budget to the Town Manager on or before April 15 of each year. All other Town departments shall submit their proposed budgets to the Town Manager on or before March 15 of each year. On or before March 15 of each year, the Town will notify residents by newspaper of general circulation, and by the Town website or other electronic means, that a copy of the proposed Town budget will be available for review at the Town Hall and on the Town website by May 1 of each year. The Town Manager shall transmit the Town budget to the Town Council on or before May 1 of each year. The Town Council shall hold a public hearing on the recommended budget on or before May 15 of each year. The Town Clerk shall prepare sufficient copies of the budget to be available for public distribution prior to the hearing.
- **C-34. RECOMMENDED BUDGET**
The Town Council may revise the budget as submitted by the Town Manager and shall adopt a budget on or before June 10 of each year. Any changes following the public hearing on the recommended budget will be highlighted in the adopted budget. A copy of the adopted budget will be available for review at the Town Hall and on the Town website. If the Town Council recommends an increase in the total expenditures as proposed by the Town Manager, it shall also provide for increasing the total anticipated revenues and shall indicate the revenues necessary to maintain a balance between revenues and expenditures. No revenue from any source other than the tax levy shall be included in the budget as recommended by the Town Council unless the facts clearly warrant the expectation that such amount actually will be realized in cash during the budget year.
- **C-36. PUBLICATION OF BUDGET**
A copy of the budget, as finally adopted by the Town Council, shall be certified by the Town Clerk and filed in the office of the Town Treasurer. Sufficient copies of the budget shall be made available by the Town Clerk for the use of all offices, departments and agencies and for the use of interested persons.



Chapters 55 – CAPITAL IMPROVEMENTS

55 -1 DEFINITIONS

For the purposes of this chapter, the following terms shall have the meanings indicated:

A capital project is a major, non-recurring tangible fixed asset. Capital projects generally included one or more of the following categories:

- A. Property Acquisition or lease of land and/or buildings
- B. Major Improvements to an existing facility
- C. New Building Construction
- D. Major equipment and vehicles
 - Capital project costs may include related architectural and engineering fees, site work and bond issuance costs.
 - Facilities and infrastructure refer to all public facilities, including both municipal and school, such as buildings, streets, bridges, wastewater systems, parks and transfer station facilities.
 - The estimated cost for a capital project must be over \$10,000 and the project must have an expected useful life greater than the life-span of any debt used to fund the project.

55 - 2 DEADLINE FOR REQUESTS FROM TOWN AGENCIES AND OFFICIALS. [1]

Not later than November 1 of each year, any Town agency, official or department having need for capital improvement projects as defined by § 55-1 shall submit requests for capital improvement projects to the Town Manager.

55 - 3 PROCEDURE FOR SUBMITTING REQUESTS.

Annually, each department updates prior year capital project requests and identifies new projects and/or funding needs, and submits their requests to the Town Manager for consideration and incorporation into the CIP (Capital Improvement Plan). The Town Manager in association with the Finance Director shall prepare a proposed plan for submittal to the Town Council based on their review and evaluation of each requested project with the appropriate agency or department head.

55 - 4 PROJECT PRIORITY.

In evaluating requests and recommending a capital improvement project, the Town Manager shall establish a priority for all projects, based upon the following criteria:

- A. Projects address health and safety concerns;
- B. Protection of public property;
- C. Meet any federal or state mandates and/or legal obligations;
- D. Secure any outside funding such as federal, state or private to reduce the tax burden;
- E. Preservation of the tax base while continuing to maintain infrastructure/assets;



Town Charter: Article IV, Section 4220 Budget Procedures, *continued*

55 -5 FINANCIAL ASPECTS

The Town Manager with the support of the Finance Director shall review all requests with respect to the financial resources of the Town and shall prepare a schedule indicating the effects of the requested projects upon the proposed annual budgets for the six-year capital plan. This schedule shall include projected debt service costs, annual maintenance and operating costs, increases in any service or user charge, a recommendation for any new service charges, user fees, and increases in any existing licenses or permits to support a proposed project request. The impact on the property tax rate for the six years of the proposed plan shall also be projected.

55 -6 PRESENTATION TO TOWN COUNCIL

No later than during the month of February of each year, the Town Manager shall present to the Town Council a proposed six-year CIP (Capital Improvement Plan). The Town Council shall publish a detailed draft CIP (Capital Improvement Plan), as part of the overall annual Operating Budget Program and make it available to the public as outlined in the Town Charter, on or before May 1st as noted in the Charter Section C-33. The Town Council shall adopt the annual Operating Budget Program including the CIP (Capital Improvement Plan), on or before June 10th as noted in the Charter Section C-34.



Fund Structure & Descriptions

Fund Structure

The Town's governmental functions and accounting system are organized, controlled, and operated on a fund basis. A fund is a grouping of related accounts used to maintain control over resources that have been segregated for specific activities or objects. Each fund is considered a separate accounting entity, with operations accounted for in a separate set of self-balancing accounts that are comprised of assets, liabilities, fund equity, revenue, expenditures, or expenses, as appropriate. The Town's budgeted funds can be divided into two categories: governmental and proprietary.

Fund Description

GOVERNMENTAL FUNDS

Governmental Funds consist of three major funds, the General Fund, School Trust Fund, and Debt Service Fund as well as thirty other non-major Special Revenue Funds and fifteen Capital Projects Funds. Most governmental functions of the Town are financed through these funds. The modified accrual basis of budgeting is used for all governmental funds.

GENERAL FUND

The General Fund is the Town's primary operating fund. It accounts for all financial resources of the general government, except those required to be accounted for in another fund. Revenues are derived primarily from real estate, personal property, and motor vehicle taxes, as well as other local taxes, federal and state aid, licenses, permits and fees, fines and forfeitures, and charges for goods and services. General government, police department, fire department, public works, community resources & parks, education, and capital functions are financed through these revenues. Under GASB 54, the School Unrestricted Fund is reported as a function within the General Fund since its main financing source is derived from tax support.

DEBT SERVICE FUND

The Debt Service fund accounts for the accumulation of financial resources for the payment of interest and principal on all governmental fund long-term debt, costs related to debt issuance, and other related costs on outstanding bonds and notes.

SPECIAL REVENUE FUNDS

These funds are used to account for the proceeds of specific revenue sources (other than expendable trusts or major capital projects) that are legally restricted to expenditures for specified purposes. Special revenue funds include, but are not limited to, Recreation Development and Activities, Impact Fees, Planning Reserve Funds, as well as federal funds such as Title I, Title II and Title II, and other grants and donations designated for a specific purpose.

CAPITAL PROJECTS FUND

The Capital Projects Fund accounts for financial resources to be used for the acquisition, construction or renovation of capital facilities, or other equipment, that ultimately becomes Town fixed assets.



Fund Structure & Descriptions, *continued*

PROPRIETARY FUNDS

Proprietary Funds consist of enterprise funds and internal service funds. These funds account for Town activities that operate similarly to private sector business where the intent of the governing body is that costs (expenses, including depreciation) of providing goods or services to the general public on a continuing basis be financed or recovered through user charges or, periodically, through unrestricted net assets. Consequently, these funds measure net income, financial position, and changes in financial position. All assets, liabilities, equities, revenue, expenditures, and transfers related to the Town’s business are accounted for through proprietary funds. The proprietary funds are reported on a full accrual basis of accounting. The internal service funds are used to account for payment of accrued compensated absences that arise, however, are not included in the annual budget.

WASTEWATER ENTERPRISE FUND

This enterprise fund is used to account for the operation and maintenance of the Wastewater Treatment Facility owned by the Town and is primarily supported through user charges. This facility is located on Greenwich Cove at 21 Crompton Avenue and services approximately 6,000 customers in the community.

COMPENSATED ABSENCE FUND

This fund is used to account for employees earned, but unused, vacation and sick benefits, for which employees may be compensated upon retirement, termination of employment, or death, based on the Town’s permitted policy. *This fund has not yet been established but is recommended to minimize annual operating budget stressors.*

PERMANENT FUNDS

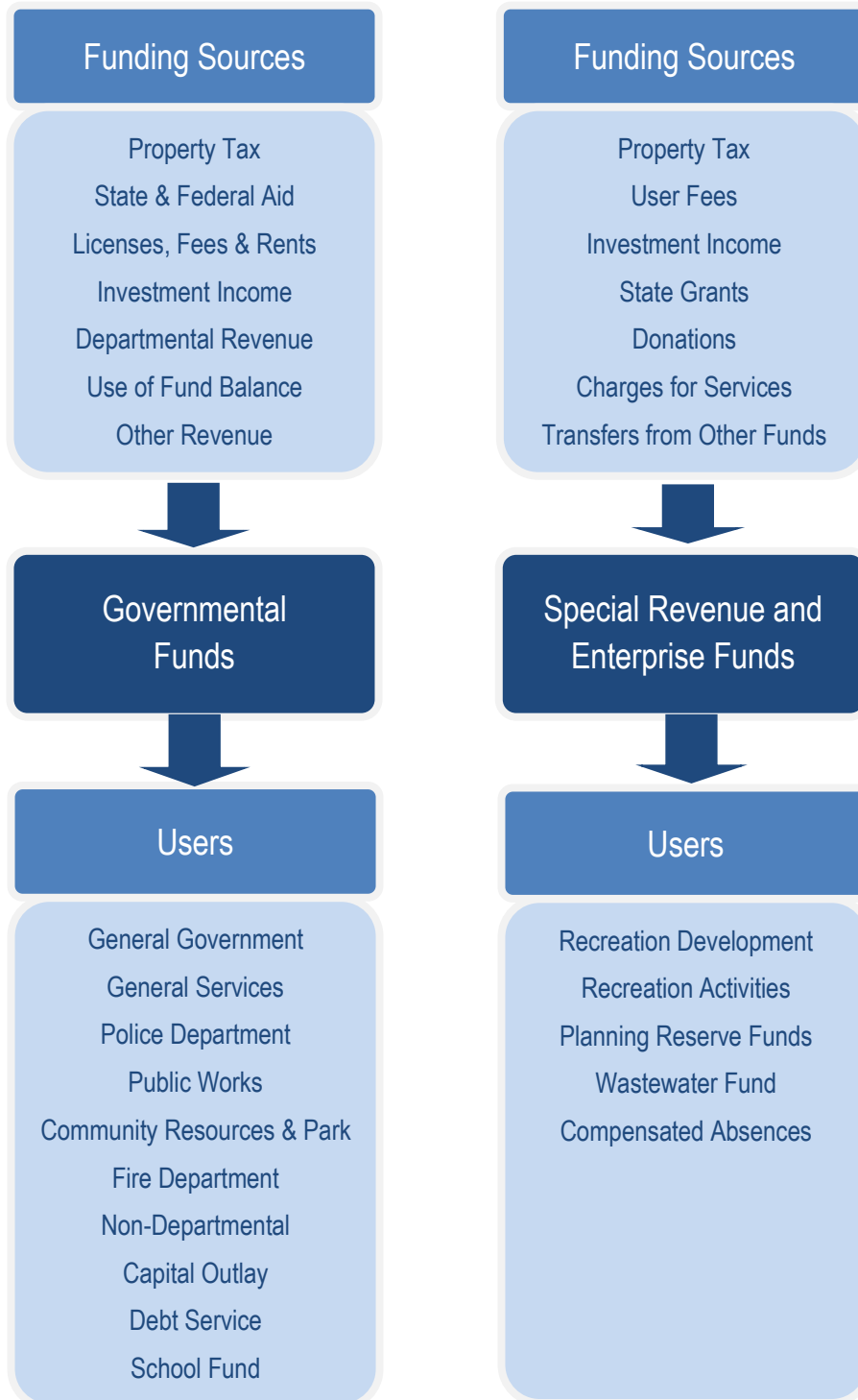
Permanent funds are used to account for assets held by the Town in a trustee capacity or as an agent for individuals, private organizations, other governments, and other funds. These funds are used to report resources that are legally restricted to the extent that only earnings, not principal, may be used for purposes that support the reporting government’s programs. The Town’s permanent funds include the Nonexpendable Trust Funds and Rose Trust Fund.



Flow of Funds Structure

FUND STRUCTURE/SERVICE FUNCTION RELATIONSHIP

The chart below reflects the interaction of the service functions of the Town and the Town's operating budget fund structure, showing the funds which provide resources to each function.



**Note: The Town's AFR contains many more non-major funds than those included in the annual budget document.*

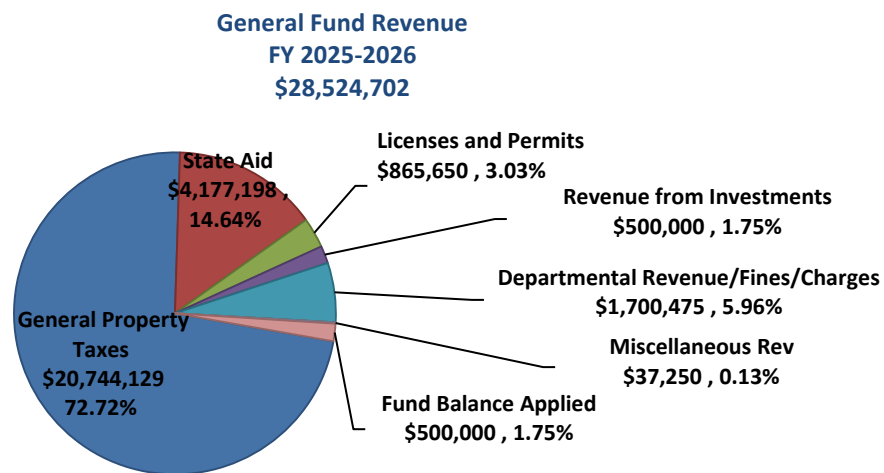


General Fund Revenue Summary

General Fund Revenue

Fiscal year 2025-2026 General Fund revenues are projected to be \$28,524,702. The Proposed Budget for FY 2025-2026 includes the use of \$500,000 of the Town’s Unassigned Fund balance, level funded from the prior year. The use of unassigned fund balance is a means to stabilize the tax need and is a conservative budgeting practice. The Town of East Greenwich through the American Rescue Plan – Local Fiscal Recovery Fund received \$3,921,658. These Federal recovery dollars are for fiscal mitigation efforts from the public health emergency with respect to the Coronavirus Disease. The timeframe for the use of these funds is December 31, 2024 and it is management’s intent to use these funds for capital projects and other one-time capital needs and not to supplant tax need for ongoing initiatives. In February, 2022, the East Greenwich Town Council adopted the Project Plan for the use of these funds which was a cumulative effort put forth by the EG-ARP Task Force. Each project was evaluated and prioritized according to the criteria and eligible uses as outlined in the U.S Department of Treasury’s FINAL RULE. These funds will supplement the Fiscal Year Operating Budget being proposed. To date, the town has spent \$2,042,943 and has encumbered \$1,878,715. The main projects associated with these expenditures include upgrades in public buildings, technology, police and fire dispatch centers, fire station 2 addition, underground storage tank replacement, outdoor park facilities, road and sidewalk repairs.

FY 2025-2026 General Fund revenues are projected to increase by \$1,517,584 or 5.62%, compared to the FY 2024-2025 Adopted Budget of \$27,007,118. The tax rate for FY 2025-2026 is proposed to increase from 14.73 to \$15.46, an increase of \$0.73 for residential, the rates for commercial and personal property are level funded at \$27.00 per thousand and \$45.50, respectively. The rate for personal property stays fixed at \$45.50 based on legislation passed in June, 2023, from the FY 2023-2024 Adopted Budget.



**The General Property Taxes figure shown above (\$20,744,129) is reflective of the total amount of General Property Taxes (\$68,582,094) less the Operating Transfers Out (\$47,837,965). Further detail on the General Fund Revenue, including the total General Property Taxes and Operating Transfers Out, can be found on the following pages within the Summary by Category & Source chart.*



Combined Revenues – All Budgeted Funds

Summary by Category & Source

Description	Actual FY 2023- 2024	Adopted FY 2024- 2025	Projected FY 2024- 2025	Proposed FY 2025- 2026
General Property Taxes				
Current Taxes	\$60,993,430	\$63,477,422	\$63,295,109	\$66,599,230
Prior Year Taxes	1,258,334	\$900,000	\$1,130,518	\$925,000
Interest on Taxes	158,745	150,000	175,000	\$150,000
Payment in Lieu of taxes	788,082	802,570	802,570	907,864
Subtotal General Property Taxes	\$63,198,590	\$65,329,992	\$65,403,197	\$68,582,094
State/Federal Aid				
Public Service Corp Tax	185,149	185,149	202,124	195,114
State PILOT Revenue	16,349	16,870	16,870	13,669
MV Excise Tax phase-out	2,417,332	2,417,332	2,417,332	2,417,779
Meals & Beverage Tax	1,074,104	975,000	10,060,895	1,000,000
Statewide Tangible Property Tax	0	0	546,636	546,636
Hotel Tax	4,612	3,700	4,700	4,000
Subtotal State/Federal Aid – Town	\$3,697,546	\$3,598,051	\$4,248,557	\$4,177,198
Licenses & Permits				
Business licenses and fees-TC	312,138	251,350	253,450	251,150
Business licenses and fees-B/Z	147,705	106,000	106,765	105,000
Communications Tower	148,263	150,000	154,000	156,000
Real Estate conveyance fees	356,258	350,000	532,000	353,500
Subtotal Licenses & Permits	\$964,364	\$857,350	\$1,046,215	\$865,650
Revenue from Investments				
Interest on Investments	\$638,946	\$525,000	\$510,000	\$500,000
Subtotal Revenue from Investments	\$638,946	\$525,000	\$510,000	\$500,000
Departmental Revenues/Fines/Charges				
Town Clerk - Misc Copies/Grants	3,255	2,500	3,000	2,700
Finance - MLC's/Tax Sale Fees	20,332	17,500	20,000	18,000
Police Dept - Fees/Fines	230,187	207,430	237,430	216,275
Public Works Dept - Permits/Fees	486,705	452,500	445,000	443,000
Municipal Court - Penalties/Fines	33,882	25,500	41,500	29,000
Planning Dept - Subdivision/ZBR Fee	14,445	13,000	14,700	13,500
Fire Department - Rescue Billing Rev	899,269	850,000	1,035,000	925,000
Mooring fees - Harbor	31,890	32,000	31,000	32,000
Senior Services Dept-Programs/Reimb.	22,397	15,000	26,680	21,000
Subtotal Dept. Revenues/Fines/Charges	\$1,742,361	\$1,615,430	\$1,855,310	\$1,700,475

**Please note this chart is continued on the next page*

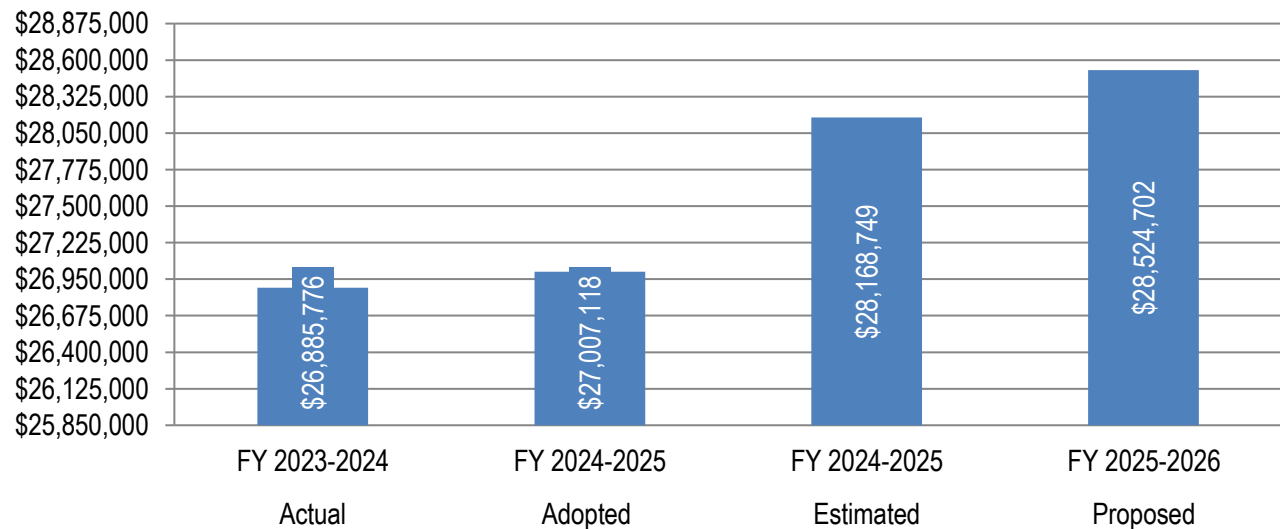


Combined Revenues - All Budgeted Funds, *continued*

*Please note this chart is continued from the previous page

Description	Actual FY 2023- 2024	Adopted FY 2024- 2025	Projected FY 2024- 2025	Proposed FY 2025- 2026
Miscellaneous Departmental Rev				
Town Clerk	1,186	750	1,225	750
Police Dept	10,313	8,000	10,000	9,000
Public Works Dept	2,500	200	0	1,500
Municipal Court	1,150	500	3,400	1,000
Fire Dept	6,176	0	0	0
Town General Fund	38,109	20,000	39,000	15,000
Subtotal Miscellaneous Dept Rev	\$59,433	\$29,450	\$53,625	\$37,250
Operating Transfers Out				
Transfer to School Department	(\$39,23,435)	(\$41,312,372)	(\$41,312,372)	(\$42,964,865)
Transfer to EG Library	(563,295)	(589,134)	(589,134)	(599,133)
Transfer To Debt Service Fund	(3,378,735)	(3,546,649)	(3,546,649)	(4,273,967)
Misc Tax Transfer	(350,000)	0	0	0
Subtotal Operating Transfers Out	(\$44,015,465)	(\$45,448,155)	(\$45,448,155)	(\$47,837,965)
Fund Balance Applied				
Fund Balance Applied	\$600,000	\$500,000	\$500,000	\$500,000
Subtotal Fund Balance Applied	\$600,000	\$500,000	\$500,000	\$500,000
Total General Fund Revenue	\$26,885,776	\$27,007,118	\$28,168,749	\$28,524,702

Total General Fund Revenues





General Fund Revenues

The General Fund revenues for FY 2025-2026 are reported to be \$1,517,584 greater than the current fiscal year, due to four major factors including:

- General Property Taxes:
 - 4.93% increase in the tax need to support the general fund budget mainly attributed to the first phase issuance of School Bonds in the amount of \$76.15M as well as a reduction in Education Aid to Local Units in the 2025-2026 Governor's Proposed budget of \$820,609. The amount being requested exceeds the tax levy of 4% by 0.93%, approximately \$600,000
 - 4.00% increase in the tax transfer to the school department; an increase of \$1,652,493 of additional tax effort
 - 20.51% increase in the tax transfer to the debt service fund; a minor increase of \$97,750 associated with the anticipation of issuing the \$4M Road Bonds, \$1.85M Capital Equipment Bond as well as \$1.76M in interest expense anticipated for phase one issuance of the \$150M School Bonds. School Bonds issue will close in June, 2025
 - Prior year and interest on taxes have been level funded
 - Payment In Lieu of Taxes from New England Tech has increased by \$105,295 due to an increase in the assessed value of \$8,511,800 as well as tax rate of \$27.00, up from \$24.93
- State/Federal Aid:
 - Motor vehicle excise phase out was accelerated in 2023 by the Governor and therefore has been level-funded
 - Beginning in fiscal year 2025, the town received reimbursement of \$546,636 from state general revenues for lost tax revenue due to the reduction of the tangible property tax resulting from the statewide exemption set forth in §44-5.3-1. Due to vote of the General Assembly on June 24, 2024 the town did not budget for this revenue and as such this is considered new revenue for fiscal year 2026 and each year thereafter
- License & Permits/Departmental Revenues
 - This category has a slight increase of \$8,300 over the prior year
 - Town staff will be researching departmental fees and comparing them to the allowable state limits for consideration in next year's budget development
- Unassigned Fund Balance
 - Management is proposing to use \$500,000 of unassigned fund balance to offset the tax need, this amount is being level funded from prior year

It is important to note that the Unassigned Fund Balance forwarded to the General Fund is proposed to be \$500,000. It is management's desire to not rely on using unassigned fund balance as a means of balancing the budget but rather to provide a closer review of anticipated other revenue sources being generated which minimizes the tax rate impact. One could question the use of a sizable fund balance could result in a structural deficit, however, management has agreed that the American Rescue Plan dollars will be used to supplant tax dollars to support capital projects and over the next few years plan to reduce the operating budget, seek other revenue sources and/or slightly balance the tax need at the same rate of the reduction in fund balance use. This Federal funding is provided to support the State and municipalities with relief, and to use the funding in this manner, or in any other manner that is deemed a priority and eligible through the U.S. Department of Treasury FINAL RULE guidance as determined on January 6, 2022. The final rule offers a standard allowance for revenue loss of up to \$10 million which allows a recipient to choose the standard amount of revenue loss or complete a full revenue loss calculation. The Town opted the standard amount of revenue loss which allows for more flexibility in spending on general government services. All American Rescue Plan dollars have been encumbered as of December 31, 2024.



Combined Revenues - All Budgeted Funds, *continued*

The following budget impacts are considered and further described below:

STATE AID

The Town is budgeting for an increase in funding of the Pass Thru State Aid from Hotel Tax and Meals & Beverage Tax. The Division of Taxation collects this revenue and then distributes it back to the Town's for which the hotel is located or where meals and beverages are sold. The Town is estimating approximately \$1,004,000, an increase of \$25,000 from the current year.

MOTOR VEHICLE EXCISE TAX

The 2017 General Assembly again enacted legislation to phase-out the motor vehicle excise tax. Cities and Towns are being reimbursed for lost revenue until the tax is fully repealed in FY 2024. Under the current law, once the motor vehicle tax is fully phased-out, the state will pay each municipality the amount of their FY 2018 Baseline Levy (\$2,296,400 for East Greenwich), adjusted roughly by the growth in sales and use tax realized every year. The phase out was accelerated in 2023, therefore, this revenue source has been level funded.

The annual reimbursement is calculated as the difference between a municipality's FY 2018 Baseline Levy and its annual motor vehicle certified levy (once reviewed and confirmed by the Department of Revenue). The base reimbursement is its share of the original \$10 million aggregate reimbursement aid appropriated in FY 2017 (\$84,112 for East Greenwich).

STATEWIDE TANGIBLE PROPERTY TAX EXEMPTION

The 2024 General Assembly enacted legislation to provide a \$50,000 exemption to all tangible tax accounts beginning in the 2024 tax year. Cities and Towns are being reimbursed from state general revenues for lost tax revenues due to the reduction of the tangible property tax resulting from the statewide exemption set forth in §44-5.3-1. Article 6, Section 10 of 2024-H 7225 Sub A changes the calculation methodology for determining the amount of tangible personal property exemption reimbursement by the state. The amount of assessment lost should only be due to the exemption applied from \$0 to \$50,000 per taxpayer. Any other tangible personal property exemptions are not reimbursable. The impact of the loss in revenues to the Town which is being reimbursed, fully, from the state is \$546,636.

TAX TRANSFERS TO ALL FUNDS

To support the FY 2025-2026 School Department's budget, the Town Manager is proposing a 4.00% increase in the tax transfer which equates to an increase of \$1,652,493. Fiscal year 2021-2022 was the final year of the ten-year State general education aid funding formula recalibration. According to the funding formula calculation, for fiscal year 2025-2026 the Governor's Proposed budget has proposed a reduction in the amount of State Aid for East Greenwich School District of \$820,609. Data plays a crucial role in how education aid is distributed to districts, public charter schools, and Career and Technical Schools. The funding formula incorporates the annual data updates including student counts, NCES expenditure data, the most recently assessed community property values, and the most recent median family income data to ensure aid distributions is based on the best data available. The formula establishes a platform for creating horizontal equity. It attempts to get a like amount of funding to children who have similar characteristics regardless of where they reside, which in turn gradually rebalances education funding to provide all districts a common level of support.

Specific categorical funds for certain high-cost items were established outside the funding formula such as the high cost of special education, career and technical education, early childhood education, transportation for non-public and regional districts, etc. The East Greenwich School District is receiving additional support for the cost of special education since they are identified as needing wide differences in students' special education needs and the variable costs to provide those services. The proposed set aside for this category for 2025-2026 is \$525,943.



Combined Revenues - All Budgeted Funds, *continued*

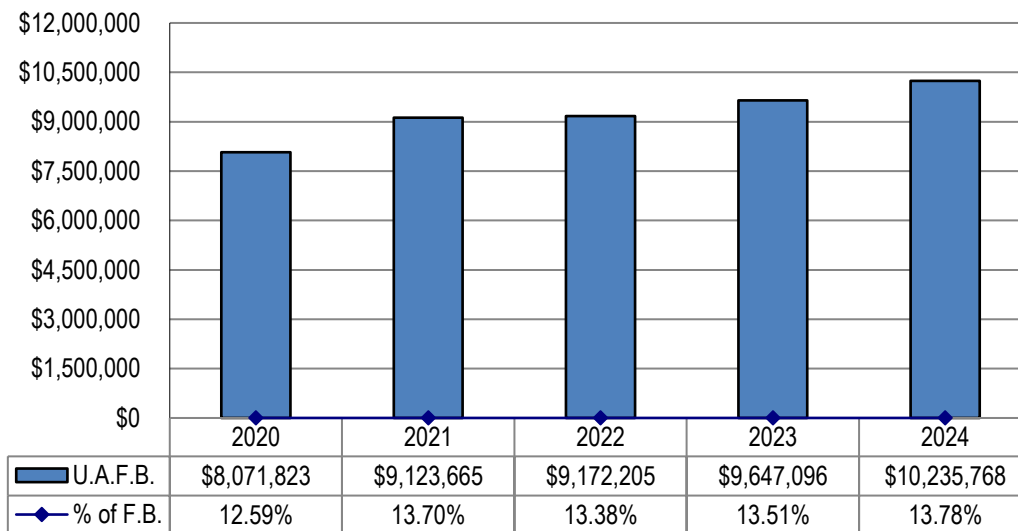
Increase in the tax need to support the outstanding bonded debt is \$727,318 over the prior fiscal year.

An increase of \$10,000, from \$589,134 to \$599,134, is being proposed for The East Greenwich Public Library.

UNASSIGNED FUND BALANCE

Financial policies adopted August 25, 2008 states in part, “the general fund will be maintained at between eight-point three (8.3) and ten (10) percent of the sum of the total of the general fund annual operating budget and the property tax commitment for the school”. For this purpose, the general fund budget shall include the municipal and school budgets. A history of the Unassigned Fund Balance over the last five-year period is shown below.

Unassigned Fund Balance as a % of General Fund



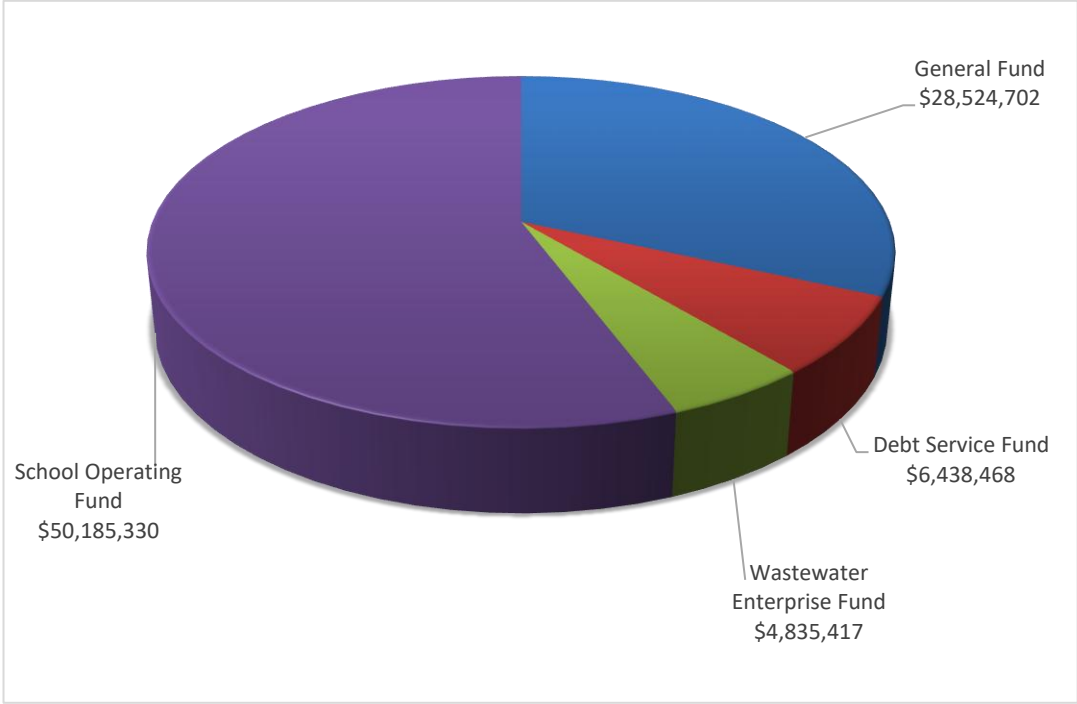


Combined Revenues - All Budgeted Funds, *continued*

Combined Revenues

The FY 2025-2026 combined revenues for all budgeted funds are \$90,583,050. This is an increase of \$3,626,317, or 4.17%, over the current fiscal year. A breakdown of revenues by fund is shown below.

Combined Revenues – All Budgeted Funds FY 2025-2026 \$90,583,050





Combined Revenues - All Budgeted Funds, *continued*

Combined Statement of Sources & Uses

The FY 2025-2026 Combined Statement of Sources and Uses for all budgeted funds projects income of \$90,583,045. The chart below is a breakdown of the types of revenue sources that fund the expenditures associated with each budgeted Fund.

**Combined Statement of Sources & Uses – All Budgeted Funds
Fiscal Year 2025-2026**

	General	School	Debt Service	Wastewater	EG Library	Total
Revenues & Other Financing Sources:						
General Property Taxes	\$20,744,129	\$42,964,865	\$4,273,967		\$599,133	\$68,582,094
User Fees				4,759,413		4,759,413
State Aid	4,177,198	6,099,965	1,265,000			11,542,163
Federal Aid	-	300,000	560,000	6,000		866,000
Licenses/Fees/Rents	865,650	100,000				965,650
Revenues from Investments	500,000	2,000	4,500			506,500
Departmental Revenue/Fines/Charges	1,700,475			19,500		1,719,975
Transfers In		40,000				40,000
Miscellaneous	37,250	378,500	-	500		416,250
Fund Balance Applied	500,000	300,000	335,000	50,000		1,185,000
Total Revenues	\$28,524,702	\$50,185,330	\$6,438,467	\$4,835,413	\$599,133	\$90,583,045
Expenditures & Other Financing Sources:						
General government	\$1,399,087					\$1,399,087
General services	3,062,764					3,062,764
Police Department	7,247,305					7,247,305
Public works	4,413,760			2,412,188		6,825,948
Community Resources and Parks	1,506,413					1,506,413
Fire Department	9,024,198					9,024,198
Non-departmental	771,175					771,175
Education		49,947,854				49,947,854
Debt Service			6,438,467	1,838,225		8,276,692
Public libraries					599,133	599,133
Capital Expenditures	1,100,000	237,476		580,000		1,922,476
Total Expenditures	\$28,524,702	\$50,185,330	\$6,438,467	\$4,835,413	\$599,133	\$90,583,045
Excess (Deficiency) of Revenues Over Expenditures	\$0	\$0	\$0	\$0	\$0	\$0



Budgeted Funds Revenue Descriptions

Revenue Summary

Tax proceeds are the primary source of revenue for both the Town's General Fund and the School's Operating Funds. The bulk of tax revenue consists of general property taxes, which include real, commercial and personal property (tangible). The Town's total tax revenue accounts for 76.2% of all budgeted funds revenues; a slight increase in tax support from the prior year of 0.90% from 75.3%. Tax proceeds are divided into two categories: current and prior taxes and other. Other taxes include payment in lieu of taxes (PILOT), and interest collected on taxes paid after the due date, which make up 1.18% of total budgeted general property taxes. We're seeing a slight increase in tax support over the past year mainly due to the planned debt issuance in June, 2025.

REAL ESTATE AND COMMERCIAL PROPERTY TAX

Real property taxes are levied on the assessed value of real property. Included in this category are taxes on residential and commercial property. Real property taxes are valued in a full reassessment every nine years, with a statistical update performed every third year. The process of reassessment and statistical updates do not increase total tax revenue to the Town, yet serves to equalize the assessed value of property. The Town Manager's FY 2025-2026 Proposed Budget includes values based on the December 31st, 2023 full statistical revaluation updated through December 31, 2024. It is anticipated that the taxable roll update will increase values by approximately 0.71%, or \$26,679,828. The updated values shall be used in calculating the Town's property tax rate for Fiscal Year 2025-2026

It is noted that in FY 2006-2007, the State legislature amended the general law changing the tax cap levy amount and valuation for municipalities in the State of Rhode Island. Previously, Rhode Island had a 5.5% cap on property tax growth for all cities and towns. The current legal threshold remains at 4.0% (RIGL § 44-5.2). The tax cap applies to the total levy of real and personal property taxes (net motor vehicle). There are several implications for the municipality, including that any growth to the tax base does not mean additional tax revenue will be realized. It also means that the municipality will no longer be able to set a tax rate, but instead must first determine the increase in levy and then back into the tax rate. Municipalities must stay within the tax cap, unless they receive permission to exceed the cap from the State Office of Municipal Affairs or the State Auditor General, and then only certain exceptions are granted under limited circumstances. Therefore, anticipated revenues from real and personal property taxes can only increase by not more than 4.0%, or \$2,589,682 in East Greenwich, for FY 2025-2026. However, due to loss in State Aid to Education as well as an increase in Debt Service, the Town is seeking approval to exceed the 4.0% cap to 4.93%. There are four budgeted funds supported by property taxes: General Fund, School Unrestricted Fund, Debt Service Fund, and EG Library. Calculation of the State mandated tax cap is shown below.

In June, 2023, the Governor signed legislation that established a statewide exemption of \$50,000 of tangible property from tangible personal property tax. This tax is paid by businesses on property like computer equipment, office furniture and equipment. This is an effort to make Rhode Island more economically competitive and more business friendly. This initiative is intended to wipe out the tangible tax for 75 percent of Rhode Island businesses. The legislations also required municipalities to cap their tangible property tax rate at the level applied in fiscal year 2024. The Town Council voted to increase the rate to \$45.50 per thousand.



Budgeted Funds Revenue Descriptions

Compliance with State Property Tax Cap	Actual FY 2024-2025 Tax Levy	Maximum FY 2025-2026 Tax Levy	Proposed FY 2025-2026 Tax Levy	Amount (Below) Statutory Tax Cap
Residential real estate	\$47,630,540	\$49,535,762	\$50,212,862	\$677,100
Commercial real estate	12,310,837	12,803,270	12,268,088	(535,182)
Personal Property	4,800,681	4,992,708	5,450,358	457,650
Net Levy	\$64,742,058	\$67,331,740	\$67,931,308	\$599,568
Increase in Levy	\$4,856,866	\$2,589,682	\$3,189,250	\$599,568
Percent Increase	8.11%	4.00%	4.93%	0.93%
Residential Property Tax Rate	\$14.73	\$15.25	\$15.46	\$0.21

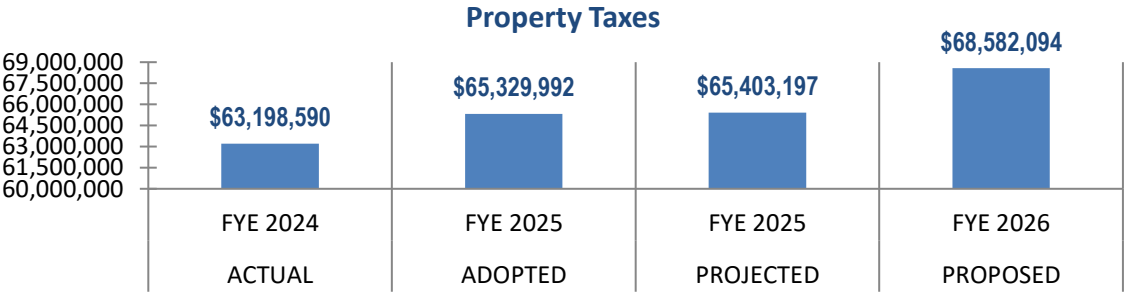
PRIOR YEAR TAX AND INTEREST ON TAXES

The Town provides taxpayers with a fifteen (15) day interest-free period after a tax collection due date before any interest penalty is assessed. Once the interest-free period has lapsed, the Town collects an interest rate of 12% per annum on all delinquent taxes. Prior year taxes are the anticipated collections of delinquent taxes from an earlier fiscal year in which they were levied.

PAYMENT IN LIEU OF TAX (PILOT)

The Town collects payments in lieu of taxes (PILOT) annually from New England Institute of Technology “NEIT” as well as Kent County and Woman & Infants’ Hospitals. The college and hospitals are independent, private, non-profit, tax exempt institution of higher education organized under the Laws of the State of Rhode Island and, therefore, the State pays the Town for State tax-exempt properties located in the Town. The State pays a maximum of 27% of all tax that would have been collected had the real property been taxable. The General Assembly, through the State’s annual budget process, determines the percentage which they will reimburse the Town. For FY2025-2026 the proposed level of funding is 25.89% which is below the maximum allowable of 27.00%, calculated at the previous years assessed values and commercial tax rate.

	FY 2023-2024 Actual	FY 2024-2025 Adopted	FY 2024-2025 Projected	FY 2025-2026 Proposed
Property Taxes				
Current Taxes	\$60,993,430	\$63,477,422	\$63,295,109	\$66,599,230
Prior Year Taxes	1,258,334	900,000	1,130,518	925,000
Interest on Taxes	158,745	150,000	175,000	150,000
Payment in Lieu of Taxes	788,082	802,570	802,570	907,864
Total	\$63,298,590	\$65,329,992	\$65,403,197	\$68,582,094






Budgeted Funds Revenue Descriptions, *continued*

USER FEES

- Users of the Wastewater Treatment Facility are assessed a sewer use charge adopted by the Town Council. For FY 2025-2026, the general rate is being proposed has been increased to \$15.544 per (ft³), this is an increase of \$0.27 over the prior year. The prior year budget was an increase of \$1.167 over FY 2024-2025. Effective for fiscal year 2022-2023, residential customers who have a deduct meter install will be charged 100% of user rate whereas the residential customers who do not have a deduct meter will be charged based on 85% of the user rate.
- Sewer Assessments are billed to all property owners connected to the Town’s wastewater system. Assessments are payable over a period of 10 or 20 years, as determined by the Town Council. Assessments are billed once a year on May 1st and are due on or before June 1st. Interest on delinquent customers bears an interest rate of 8% per annum.
- Road Assessments are specific to Howland Farm residents and began in FY 2019-2020.

	FY 2023-2024 Actual	FY 2024-2025 Adopted	FY 2024-2025 Projected	FY 2025-2026 Proposed
Usage Fees				
Overpayments	\$436	\$0	\$0	\$0
Sewer Use Fees	3,625,041	3,978,477	4,127,075	4,210,070
Interest on Delinquent Payment	27,728	20,000	22,444	20,000
Sewer Assessment Fee	896,139	515,000	515,281	505,281
Interest on Delinquent Assessments	9,116	6,000	7,682	6,500
Road Assessments	17,566	17,566	17,566	17,566
Total	\$4,575,153	\$4,537,043	\$4,690,048	\$4,759,417



PUBLIC SERVICE CORPORATION TAX

This tax is for tangible personal property of telegraph, cable, and telecommunications corporations that is exempt from local taxation, and instead is subject to taxation by the State. The revenue from this tax flows through the State, though it is not appropriated by the State. The revenues, apart from some administrative expenses, are apportioned to the State’s cities and towns based on the ratio of each municipality’s population, relative to the total population of the State. Each year, the budgeted amount is estimated based on the prior year, combined with information from the Governor’s Budget Message.



Budgeted Funds Revenue Descriptions, *continued*

MOTOR VEHICLE TAX

Motor vehicle values are assessed at a rate of \$22.88 per thousand dollars of assessed value. This rate has been frozen by the State since FY 1997-1998. Beginning in FY 1998-1999, motor vehicle property owners were given an annual exemption on the first \$6,000 of value of their vehicle and the State reimbursed the Town for the difference. However, during FY 2010-2011, the State law was amended so that only the first \$500 of a motor vehicle's assessed value is reimbursed by the State.

The 2017 General Assembly again enacted legislation to phase-out the motor vehicle excise tax. The tax was expected to be fully repealed in FY 2023-2024. Cities and towns will be reimbursed for lost revenues. State reimbursement is calculated as the difference between the FY2018 base line (determined as the FY 2017-2018 motor vehicle excise tax levy as calculated using the motor vehicle excise tax calculation methodology that existed in FY 2016-2017) and the motor vehicle excise tax levy calculated as the difference between the FY 2017-2018 baseline levy and the tax levy generated in any given year, with the appropriate phase-out parameters applied. (RIGL § 44-34-11).

Since FY 2011-2012, the Town has chosen to provide a \$6,000 per vehicle exemption to residents when calculating motor vehicle tax liability. As noted above, the motor vehicle levy must be included with the real property levy when determining the tax cap. For 2025-2026 budget development, the rate cap has been reduced to \$20.00, the assessment ratios have been reduced by an additional 5.0 percent down to 70%, and all vehicles older than fifteen (15) years have been dropped from the tax roll.

Motor vehicle phase out was accelerated in 2023-2024 and is now recognized as a State revenue rather than a tax. This phase out sped up relief to Rhode Island motor vehicle tax payers, impacting over 490,000 vehicles.

STATEWIDE TANGIBLE PROPERTY TAX

The 2024 vote of the General Assembly enacted legislation to provide a \$50,000 exemption to all tangible tax accounts beginning in the 2024 tax year. Beginning in fiscal year 2025 and for each fiscal year thereafter, cities, towns and fire districts shall receive reimbursements, as set forth in RIGL 44-5.3-1, from state general revenues for lost tax revenues due to the reduction of the tangible property tax resulting from the statewide exemption. The intent of this legislation is to provide relief for businesses, including small businesses, and to promote economic development. Individual personal exemptions granted to tangible property taxpayers in any city, town, or fire district at the time of the effective date of this chapter (December 31, 2023) shall be applied to assessed values prior to applying the statewide exemption.

HOTEL OCCUPANCY TAX AND MEALS & BEVERAGE TAX

The 1986 General Assembly enacted the Hotel Local Tax, a 5% hotel tax upon the total consideration charged for occupancy of any space furnished by any hotel in the State. Twenty-five percent of the revenues generated from the 5% state hotel tax are distributed to the municipalities where the individual hotels are located. Furthermore, the 2004 General Assembly enacted a 1% gross receipts tax on the total consideration charged for occupancy of any space furnished by a hotel in the State. The taxes are collected by the Rhode Island Division of Taxation and distributed at least quarterly to the city or town where the hotel was located. In 2003, the General Assembly enacted the Local Meals and Beverage Tax, a 1% additional tax on gross receipts from the sale of food and beverages sold in or on eating and drinking establishments. The tax is also collected by the RI Division of Taxation, and then distributed back to the city or town in which the meals and beverages were delivered.



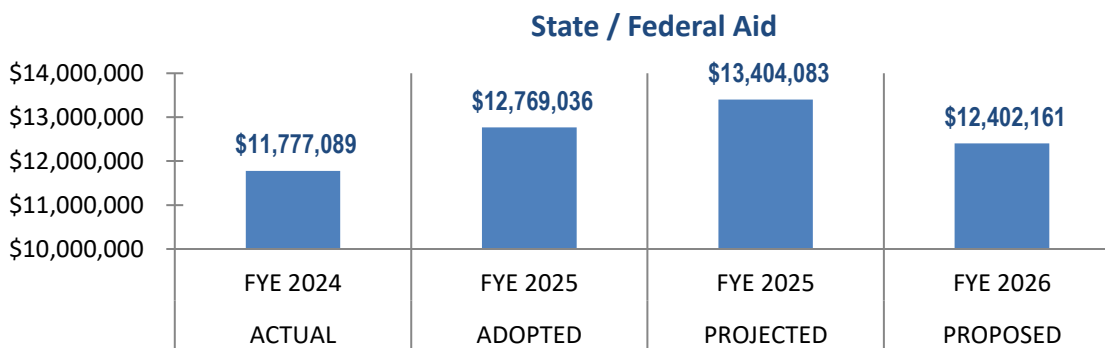
Budgeted Funds Revenue Descriptions, *continued*

SCHOOL HOUSING AID & STATE/FEDERAL AID

The State provides local school districts with partial reimbursement for approved school construction projects. The current reimbursement rate for East Greenwich is 35%. This State Aid provides financial support to assist with debt service related to school capital improvements and library constructions and capital improvements to any free public library.

The Town also receives a federal bond subsidy on behalf of the \$10,635,000 School Bonds issued on December 2, 2010. This General Obligation bond qualified for a refundable credit under the Balanced Budget and Emergency Deficit Act of 1985 (Internal Revenue Code Section 6431). The sequestrian reduction rate is subject to change based on the federal budget.

	FY 2023-2024 Actual	FY 2024-2025 Adopted	FY 2024-2025 Projected	FY 2025-2026 Proposed
State / Federal Aid				
School Housing Aid	\$1,313,120	\$1,286,731	\$1,356,272	\$1,265,000
Public Services Corp Tax	185,149	185,149	202,124	195,114
State PILOT Revenue	16,349	16,870	16,870	13,669
MV Excise Tax Phase-Out	2,417,332	2,417,332	2,417,332	2,417,779
Meals & Beverage Tax	1,074,104	975,000	1,060,895	1,000,000
Statewide Tangible Prop Tax Exemp	0	0	546,636	546,636
Hotel Tax	4,612	3,700	4,700	4,000
State Aid to Education	5,968,974	6,939,344	6,939,344	6,099,963
Bond Subsidy	563,396	559,910	559,910	560,000
Medicaid	234,052	385,000	300,000	300,000
Total	\$11,777,089	\$12,769,036	\$13,404,083	\$12,402,161



RENTAL OF TOWN PROPERTY

Revenues are derived from the rental of town-owned property and from the rental of tower space for telecommunications.

LICENSES & PERMITS

The Town charges for business and non-business licenses and fees. This category includes many of the business revenues that are received in the Town Clerk's Office related to alcohol, victualing, peddlers, yard sales, and other miscellaneous business licenses. Non-business type revenues include recording fees, probate fees, marriage license, and dog license revenues. The Building and Zoning Official's Office also collects revenues associated with building, electrical, plumbing, and mechanical activity.



Budgeted Funds Revenue Descriptions, *continued*

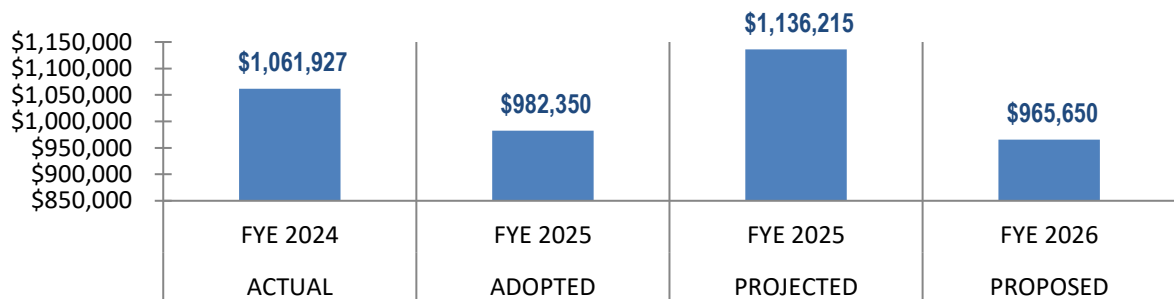
REAL ESTATE CONVEYANCE TAX

Real Estate Conveyance Tax collections are shared between the State and the municipality within which the property is located. The State imposes a tax on each deed, instrument, or writing by which interests in real estate are conveyed to a purchaser, when the value of the transfer is greater than \$100. The tax rate is \$2.30 per \$500, or fractional part, of the purchase price, equating to a .46% tax rate (amount retained by the municipality). For mobile or manufactured homes, tax is \$1.40 per \$500 paid for the mobile or manufactured home.

Effective January 1, 2022 an additional tax was imposed when the value of the transfer is greater than eight hundred thousand dollars (\$800,000). The additional tax rate is \$2.30 for each \$500, or fractional part, in excess of \$800,000 of the purchase price. According to RIGL 44-25-1 (d)(2) the additional “tax” is paid to the state – earmarked for housing protection fund pursuant to 42-128-2.1.

	FY 2023-2024 Actual	FY 2024-2025 Adopted	FY 2024-2025 Projected	FY 2025-2026 Proposed
Licenses/Fees/Rents				
Rental of Town Properties	\$148,265	\$150,000	\$154,000	\$156,000
Business licenses and fees-TC	71,961	63,200	70,000	63,300
Business permits and fees-B/Z	147,705	106,000	106,765	105,000
Non-business licenses and fees	240,177	188,150	183,450	187,850
Real Estate conveyance fees	356,258	350,000	532,000	353,500
School Rental	97,563	125,000	90,000	100,000
Total	\$1,061,927	\$982,350	\$1,136,215	\$965,650

Licenses and Permits



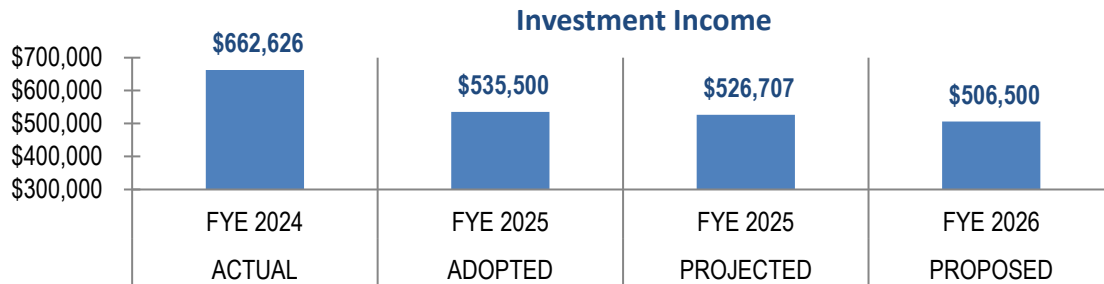
INTEREST ON INVESTMENTS

This includes amounts earned on cash deposits and from temporary investments made when Town funds, in a given period, exceed the Town’s immediate disbursement needs. The revenue budgeted is an average interest rate of 4.00%, after reviewing financial management and investment literature to determine a reasonable rate. The Town uses the 5-year Treasury note as a financial indicator. The current interest rate has decreased to 3.95%, a decrease of 0.67% from this same time last year, 4.62%. Interest rates give information on the cost of money in the economy but not valuable in determining how well the economy is doing. Rates are distinguished by the period of lending or borrowing. When inflation rises, often times the interest rates increase as well. Adjusting interest rates is part of monetary policy to stimulate or slow the economy. An analysis of the Town’s cash flow has identified that there is approximately \$8.0 to \$8.5 million dollars of Town funds available for investment in longer terms. The Town plans to secure the services of an Investment Advisor to access the fixed income market for the selection of high-quality investments and to assist with management of credit risk and investment performance evaluation and, as such, expect higher rates of return than that of previous years’ experience.



Budgeted Funds Revenue Descriptions, *continued*


	FY 2023-2024 Actual	FY 2024-2025 Adopted	FY 2024-2025 Projected	FY 2025-2026 Proposed
Investment Income				
Investment Income	\$662,626	\$535,500	\$526,707	\$506,500
Investment Income	\$662,626	\$535,500	\$526,707	\$506,500



DEPARTMENTAL REVENUE/FINES/CHARGES

These include a variety of revenues that the general fund, special revenue funds, and enterprise funds receive for services that it provides to the public and other organizations. The types of revenues collected by the Town include copy charges, municipal lien certificates, police fees and fines attributable to parking tickets, VIN checks, court fines, Town detail administration fees, animal control fines, rescue billing, public works inspection permits, harbor and recreation programs.

	FY 2023-2024 Actual	FY 2024-2025 Adopted	FY 2024-2025 Projected	FY 2025-2026 Proposed
Departmental Revenues/Fines/Charges				
Senior & Human Services/Recreation Activities	\$22,397	\$15,00	\$26,680	\$21,000
Town Clerk Miscellaneous	5,855	4,500	5,000	4,700
Finance Department - MLC's/Tax Sale Fees	20,332	17,500	20,000	18,000
Police Department - fees/fines	227,587	205,430	235,430	214,275
Municipal Court – court costs/penalties	33,882	25,500	41,500	29,000
Public Works Department	486,705	452,500	446,000	443,000
Rescue Billing Revenue	905,394	850,000	1,035,000	925,000
Mooring fees – Harbor	31,890	32,000	31,000	32,000
Planning Department – platting & subdivision	14,445	13,000	14,700	13,500
Wastewater – permits/connection fees	31,339	20,000	23,400	19,500
Total	\$1,779,825	\$1,635,430	\$1,878,710	\$1,719,975





Budgeted Funds Revenue Descriptions, *continued*

OPERATING TRANSFERS

Support services provided to special revenue funds, enterprise funds, and the school operating fund are reimbursed and recognized in the town's operating fund, the General Fund. These transfers support services provided for payroll, accounting, and bidding oversight, recreation field maintenance, and partially support the School Resource Officers (SROs). The cost allocation is reviewed annually to ensure adequate funding for the services provided.

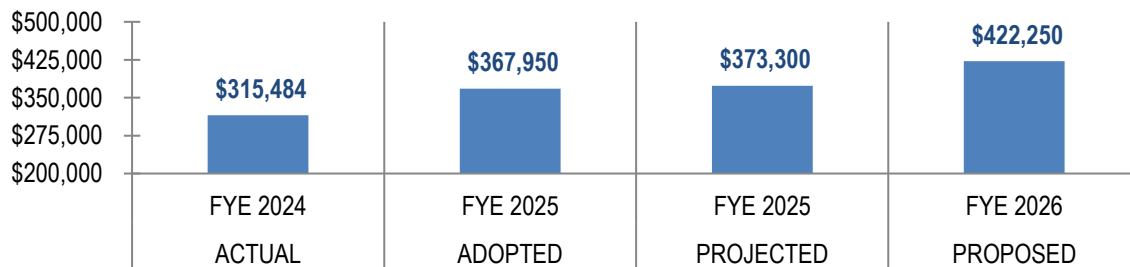
For example, a percentage of the Town Finance Director, Public Works Director and Deputy Tax Collector's salary and benefits are budgeted in the enterprise fund. The Town in conjunction with school management plan to employ this practice as the 2025-2026 budget unfolds with regards to field maintenance and school resource officer funding.

MISCELLANEOUS REVENUE

This revenue category encompasses small, one-time fees for services offered to the public, such as transportation for senior programs, donations, tuition payments for students living outside the district who attend East Greenwich High School, prorated new water accounts and/or addendum billings.

	FY 2023-2024 Actual	FY 2024-2025 Adopted	FY 2024-2025 Projected	FY 2025-2026 Proposed
Miscellaneous Revenue				
General Miscellaneous Revenue	\$53,307	\$29,450	\$53,625	\$37,250
Sewer Use & Sewer Assess Misc	34,412	8,500	6,175	6,500
Tuition - Other Districts	210,554	295,000	295,000	360,000
School Fund Raising & Other Misc	17,211	35,000	18,500	18,500
Miscellaneous	\$315,484	\$367,950	\$373,300	\$422,250

Miscellaneous



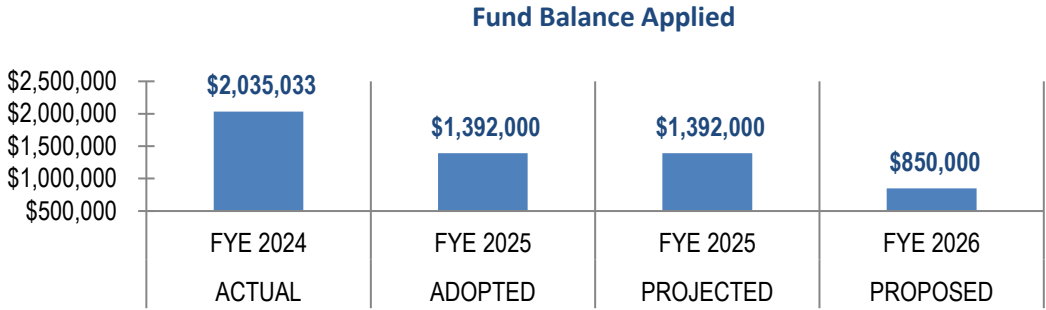
FUND BALANCE

This represents the amount of unassigned fund balance and/or unrestricted net assets in the General and School Operating Funds, and in the Enterprise Funds to be used to fund the operating budget for the fiscal year.

	FY 2023-2024 Actual	FY 2024-2025 Adopted	FY 2024-2025 Projected	FY 2025-2026 Proposed
Fund Balance Applied				
Designated F/B – General	\$600,000	\$500,000	\$500,000	\$500,000
Net Assets Forwarded to Ops-Wastewater	0	50,000	50,000	50,000
Re-Appropriate Fund Balance-School	1,435,033	842,000	842,000	300,000
Total	\$2,035,033	\$1,392,000	\$1,392,000	\$850,000



General Fund Expenditures





General Fund Expenditures

Expenditures by Area of Service - Detail

The following table provides program summary details for the General Fund expenditures, identifying each area of service.

FY 2025-2026 General Fund Expenditures Program Summary Detail by Area of Service

Function	Description Area of Service	Actual FY 2023- 2024	Adopted FY 2024- 2025	Projected FY 2024- 2025	Department Request FY 2025-2026	Proposed FY 2025- 2026
14020	Town Manager	\$424,168	\$540,334	\$451,397	\$584,491	\$585,741
14030	Town Clerk	430,500	432,228	449,711	484,086	487,846
14040	Legal Services	257,493	302,670	240,000	280,000	280,000
14045	Municipal Court	17,000	17,000	17,000	17,000	17,000
14050	Probate Court	10,000	10,000	10,000	10,000	10,000
14110	Board of Canvassers	13,471	36,000	26,100	19,150	18,500
Subtotal	GENERAL GOVERNMENT	\$1,152,632	\$1,338,232	\$1,194,208	\$1,394,727	\$1,399,087
14210	Finance Department	\$822,540	\$885,320	\$871,655	\$976,386	\$947,348
14215	Information Technology	946,840	911,096	983,152	1,051,075	1,055,094
14420	Town Hall Operations	62,166	74,900	70,275	73,500	73,500
14610	Planning Department	372,797	439,050	380,728	509,170	512,411
14810	Senior & Human Services	286,790	338,586	331,802	348,103	349,039
14820	Substance Abuse/Mental Health Coo	121,701	137,121	56,176	122,732	125,372
Subtotal	GENERAL SERVICES	\$2,612,833	\$2,786,073	\$2,693,788	\$3,080,966	\$3,062,764
14320	Police Department	\$6,600,116	\$6,888,015	\$7,184,986	\$7,189,090	\$7,247,305
Subtotal	POLICE DEPARTMENT	\$6,600,116	\$6,888,015	\$7,184,986	\$7,189,090	\$7,247,305
14451	Public Works	\$4,145,385	\$4,290,537	\$4,105,522	\$4,454,881	\$4,413,760
Subtotal	PUBLIC WORKS	\$4,145,385	\$4,290,537	\$4,105,522	\$4,454,881	\$4,413,760
14225	Community Resources and Parks	\$1,263,723	\$1,437,767	\$1,371,961	\$1,506,406	\$1,506,413
Subtotal	COMMUNITY RESOURCES & PARKS	\$1,263,723	\$1,437,767	\$1,371,961	\$1,506,406	\$1,506,413
14910	Fire Department	\$8,329,802	\$8,639,155	\$8,612,870	\$9,018,068	\$9,024,198
Subtotal	FIRE DEPARTMENT	\$8,329,802	\$8,639,155	\$8,612,870	\$9,018,068	\$9,024,198
14070	Insurance & Claims	552,928	563,265	588,965	636,175	636,175
14080	Contingency Fund	191,747	34,074	0	100,000	100,000
15010	Contributions to Outside Agencies	30,000	30,000	30,000	30,000	35,000
Subtotal	NON-DEPARTMENTALS	\$774,675	\$627,339	\$618,965	\$766,175	\$771,175
17010	Capital Outlay	\$850,000	\$1,000,000	\$1,000,000	\$1,741,750	\$1,100,000
Subtotal	CAPITAL OUTLAY	\$850,000	\$1,000,000	\$1,000,000	\$1,741,750	\$1,100,000
	Total GENERAL FUND OPERATIONS	\$25,729,165	\$27,007,118	\$26,782,300	\$29,152,063	\$28,524,702

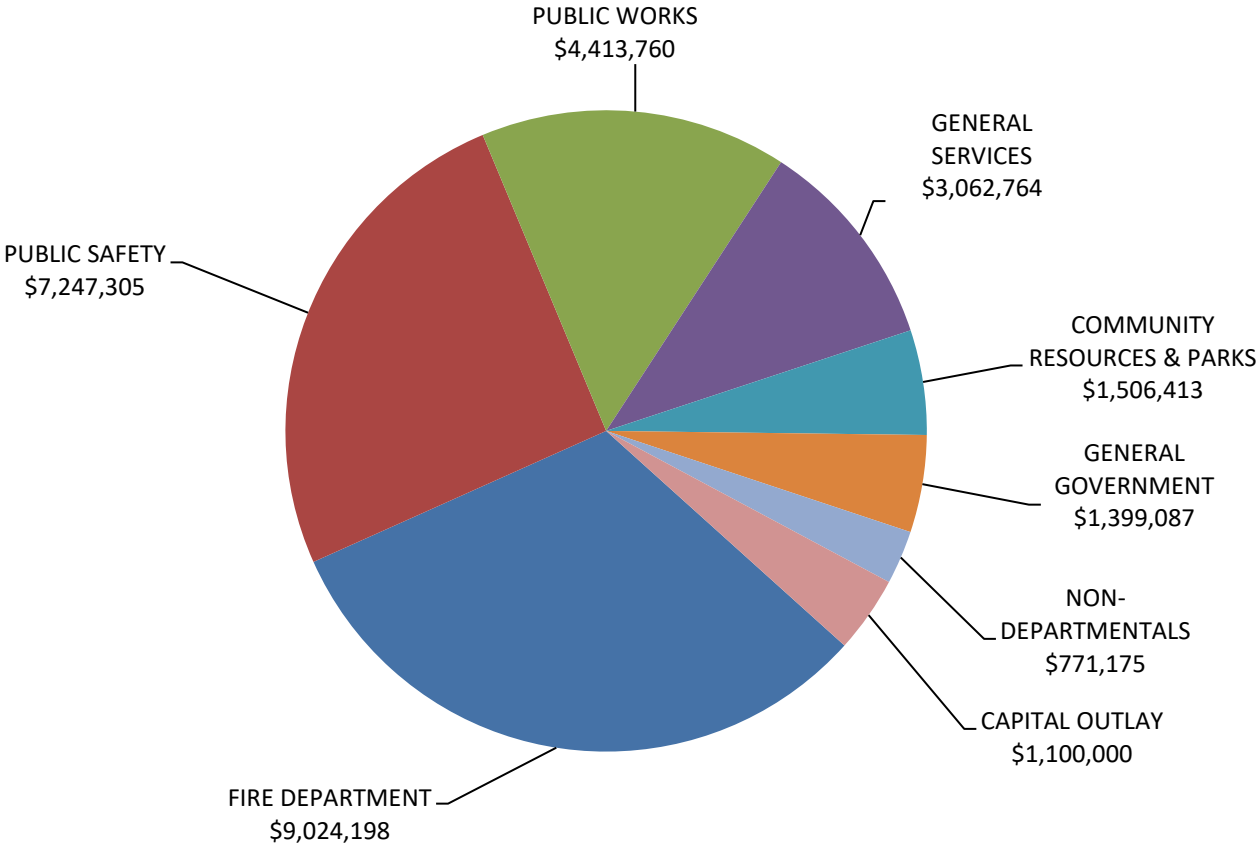


All Budgeted Funds Expenditures

Expenditure Summary

The following chart provides a summary of the General Fund expenditures by area of service.

**FY 2025-2026 General Fund Expenditures
Area of Service Program Summary
\$28,524,702**





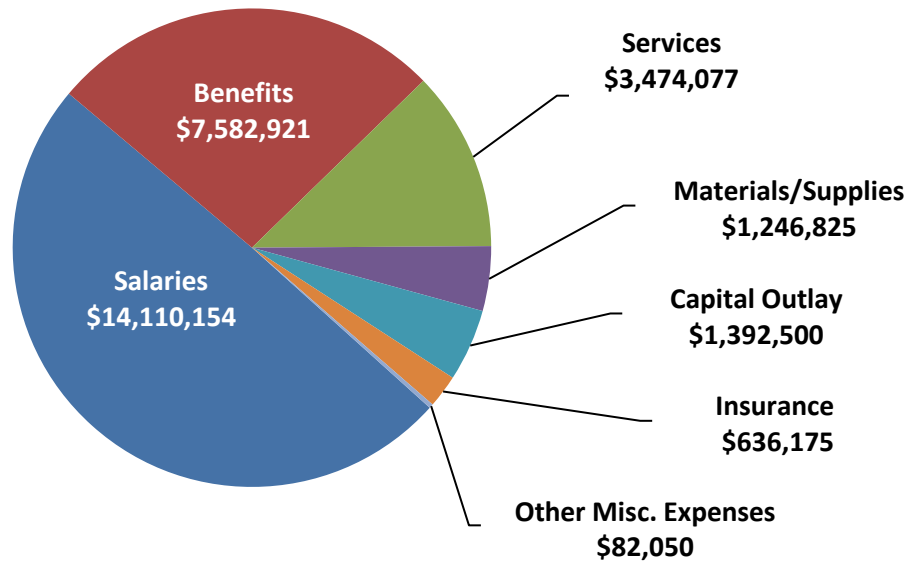
All Budgeted Funds Expenditures

Expenditures by Use Type

The following table and chart provide details for the General Fund expenditures, identifying each expenditure use type.

FY 2025-2026 General Fund Expenditures by Use Type \$28,524,702

Expenditure by Use Type	FY 2023-2024 Actual	FY 2024-2025 Adopted	FY 2024-2025 Projected	FY 2025-2026 Proposed	% of Total Budget
Salaries	\$12,419,156	\$13,269,307	\$13,552,872	\$14,110,154	49.47%
Benefits	6,677,115	7,223,326	7,119,835	7,582,921	26.58%
Services	2,952,293	3,361,131	3,147,156	3,474,077	12.18%
Materials/Supplies	1,066,411	1,253,015	1,086,950	1,246,825	4.37%
Capital Outlay	1,169,765	1,274,000	1,262,992	1,392,500	4.88%
Insurance	552,928	563,265	588,965	636,175	2.23%
Other Misc. Expenses	211,498	56,374	23,530	82,050	0.29%
Transfers to Capital Reserves	680,000	0	0	0	0.00%
Total General Fund Expenditures	\$25,729,165	\$27,000,418	\$26,782,300	\$28,524,702	100.00%





All Budgeted Funds Expenditures

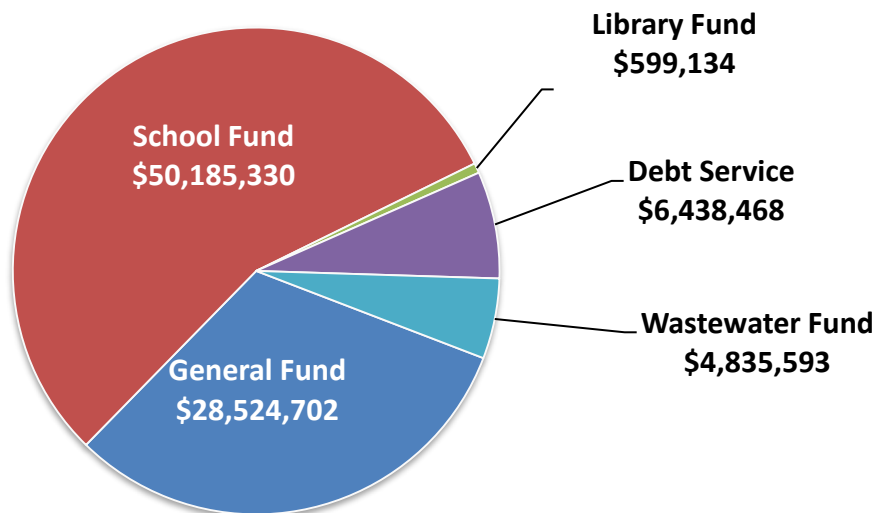
Expenditure Details by Fund Type

The following table provides details for All Budgeted Fund expenditures, identifying each expenditure’s fund type.

FY 2025-2026 All Budgeted Fund Expenditures

Fund Type	FY 2023-2024 Actual	FY 2024-2025 Adopted	FY 2024-2025 Projected	FY 2025-2026 Proposed	% of Total Budget
General Fund					
General Government	\$1,152,632	\$1,338,232	\$1,194,208	\$1,399,087	4.90%
General Services	2,612,833	2,786,073	2,693,788	3,062,764	10.74%
Public Safety	6,600,116	6,888,015	7,184,986	7,247,305	25.41%
Public Works	4,145,385	4,290,537	4,105,522	4,413,760	15.47%
Community Resources & Park	1,263,723	1,437,767	1,371,961	1,506,413	5.28%
Fire Department	8,329,802	8,639,155	8,612,870	9,024,198	31.64%
Non-Departmental	774,675	627,339	618,965	771,175	2.70%
Capital Outlay	850,000	1,000,000	1,000,000	1,100,000	3.86%
Subtotal General Fund	\$25,729,165	\$27,007,118	\$26,782,300	\$28,524,702	100.00%
Debt Service Fund					
Debt Service Fund	\$5,300,848	\$5,395,791	\$4,843,039	\$6,438,468	100.00%
Subtotal Debt Service Fund	\$5,300,848	\$5,395,791	\$4,843,039	\$6,438,468	100.00%
Wastewater Fund					
Wastewater Fund	\$5,563,944	\$4,615,542	\$4,369,662	\$4,835,593	100.00%
Subtotal Wastewater Fund	\$5,563,944	\$4,615,542	\$4,369,662	\$4,835,593	100.00%
School Operating Budget					
School Operating Budget	\$47,481,076	\$49,981,716	\$49,372,553	\$50,185,330	100.00%
Subtotal School Operating Budget	\$47,481,076	\$49,981,716	\$49,372,553	\$50,185,330	100.00%
Library Services Fund					
Library Services Fund	\$563,295	\$589,134	\$589,134	\$599,134	100.00%
Subtotal Enterprise Funds	\$563,295	\$589,134	\$589,134	\$599,134	100.00%
GRAND TOTAL ALL BUDGETED FUNDS	\$84,638,328	\$87,589,301	\$85,956,688	\$90,583,227	

FY2025-2026 Proposed Expenditures: All Funds





All Budgeted Funds Expenditures, *continued*

Expenditure Detail Comparison by Fund Type

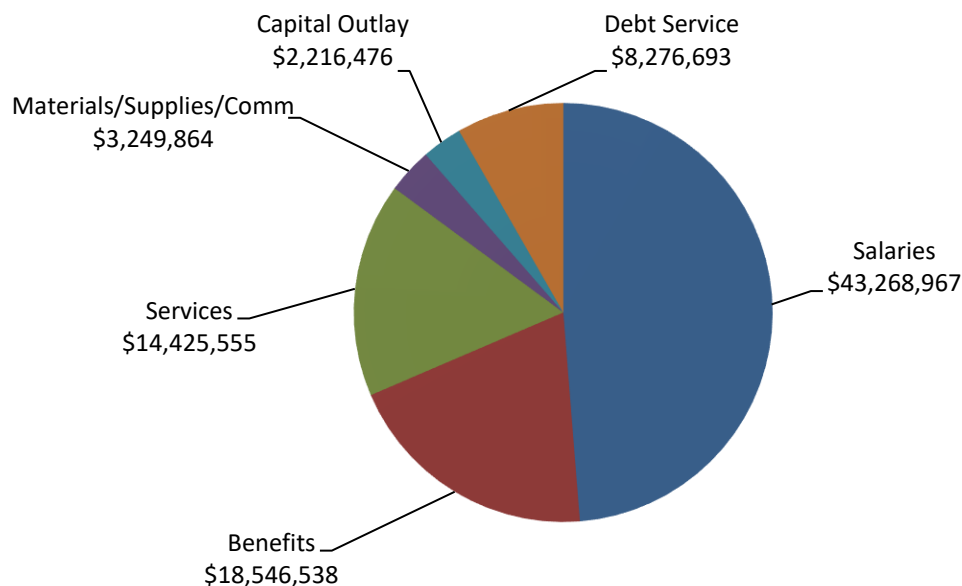
The following table presents expenditures by fund type for All Budgeted Funds and compare these figures with expenditure estimates and the actual expenditures.

Expenditure by Fund	FY 2023-2024 Actual	FY 2024-2025 Adopted	FY 2024-2025 Projected	FY 2025-2026 Proposed
General Fund	\$25,729,165	\$27,007,118	\$26,782,300	\$28,524,702
Debt Service Fund	5,300,848	5,395,792	4,843,039	6,438,468
School Operating Fund	47,481,077	49,981,716	49,372,553	50,185,330
Library Services Fund	563,295	589,134	589,134	599,134
Wastewater Fund	5,563,944	4,615,542	4,369,662	4,835,593
Total All Budgeted Fund Expenditures	\$84,638,328	\$87,589,301	\$85,956,688	\$90,583,227

Expenditure Detail Comparison by Use Type

The following table and chart present expenditures by use type for All Budgeted Funds and compare these figures with expenditure estimates and the actual expenditures.

Expenditure by Use Type	FY 2023-2024 Actual	FY 2024-2025 Adopted	FY 2024-2025 Projected	FY 2025-2026 Proposed	% of Total Budget
Salaries	\$40,323,798	\$42,453,734	\$42,030,872	\$43,268,967	48.09%
Benefits	16,129,312	17,541,590	17,300,727	18,546,538	20.61%
Services	14,808,818	14,392,372	14,189,610	14,425,555	16.03%
Materials/Supplies/Comm	2,969,751	3,057,820	3,049,527	3,249,864	3.61%
Capital Outlay	2,626,498	2,298,827	2,175,920	2,216,476	2.46%
Debt Service	7,071,015	7,249,124	6,689,032	8,276,693	9.20%
Total All Budgeted Fund Expenditures	\$83,929,191	\$86,993,467	\$85,435,687	\$89,984,093	100.00%





All Budgeted Funds Expenditures, *continued*

Expenditures by Area of Service - Detail

The following table provides program summary details for All Budgeted Fund expenditures, identifying each area of service.

FY 2025-2026 All Budgeted Fund Expenditures Program Summary Detail by Area of Service

Function	Description Area of Service	Actual FY 2023- 2024	Adopted FY 2024- 2025	Projected FY 2024- 2025	Department Request FY 2025-2026	Proposed FY 2025- 2026
14020	Town Manager	\$424,168	\$540,334	\$451,397	\$584,491	\$585,741
14030	Town Clerk	430,500	432,228	449,711	484,086	487,846
14040	Legal Services	257,493	302,670	240,000	280,000	280,000
14045	Municipal Court	17,000	17,000	17,000	17,000	17,000
14050	Probate Court	10,000	10,000	10,000	10,000	10,000
14110	Board of Canvassers	13,471	36,000	26,100	19,150	18,500
Subtotal	GENERAL GOVERNMENT	\$1,152,632	\$1,338,232	\$1,194,208	\$1,394,727	\$1,399,087
14210	Finance Department	\$822,540	\$885,320	\$871,655	\$976,386	\$947,348
14215	Information Technology	946,840	911,096	983,152	1,051,075	1,055,094
14420	Town Hall Operations	62,166	74,900	70,275	73,500	73,500
14610	Planning Department	372,797	439,050	380,728	509,170	512,411
14810	Senior & Human Services	286,790	338,586	331,802	348,103	349,039
14820	Substance Abuse/Mental Health Coo	121,701	137,121	56,176	122,732	125,372
Subtotal	GENERAL SERVICES	\$2,612,833	\$2,786,073	\$2,693,788	\$3,080,966	\$3,062,764
14320	Police Department	\$6,600,116	\$6,888,015	\$7,184,986	\$7,189,090	\$7,247,305
Subtotal	POLICE DEPARTMENT	\$6,600,116	\$6,888,015	\$7,184,986	\$7,189,090	\$7,247,305
14451	Public Works	\$4,145,385	\$4,290,537	\$4,105,522	\$4,454,881	\$4,413,760
Subtotal	PUBLIC WORKS	\$4,145,385	\$4,290,537	\$4,105,522	\$4,454,881	\$4,413,760
14225	Community Resources and Parks	\$1,263,723	\$1,437,767	\$1,371,961	\$1,506,406	\$1,506,413
Subtotal	COMMUN RESOURCES & PARKS	\$1,263,723	\$1,437,767	\$1,371,961	\$1,506,406	\$1,506,413
14910	Fire Department	\$8,329,802	\$8,639,155	\$8,612,870	\$9,018,068	\$9,024,198
Subtotal	FIRE DEPARTMENT	\$8,329,802	\$8,639,155	\$8,612,870	\$9,018,068	\$9,024,198
14070	Insurance & Claims	552,928	563,265	588,965	636,175	636,175
14080	Contingency Fund	191,747	34,074	0	100,000	100,000
15010	Contributions to Outside Agencies	30,000	30,000	30,000	30,000	35,000
Subtotal	NON-DEPARTMENTALS	\$774,675	\$627,339	\$618,965	\$766,175	\$771,175
17010	Capital Outlay	\$850,000	\$1,000,000	\$1,000,000	\$1,741,750	\$1,100,000
Subtotal	CAPITAL OUTLAY	\$850,000	\$1,000,000	\$1,000,000	\$1,741,750	\$1,100,000
Total	GENERAL FUND OPERATIONS	\$25,729,165	\$27,007,118	\$26,782,300	\$29,152,063	\$28,524,702
	OTHER FUNDS					
0400	Debt Service Fund	\$5,300,848	\$5,395,791	\$4,843,039	\$6,438,468	\$6,438,468
0020	Wastewater Fund	5,563,944	4,615,542	4,369,662	4,918,266	\$4,835,593
1000	School Department	47,481,076	49,981,716	49,372,553	50,185,330	\$50,185,330
3095	Library Services	563,295	589,134	589,134	618,356	\$599,134
Total	OTHER FUNDS	\$58,909,163	\$60,582,183	\$59,174,388	\$62,160,420	\$62,058,525
Total	GRAND TOTAL ALL BUDGETED FUNDS	\$84,638,328	\$87,589,301	\$85,956,688	\$91,312,483	\$90,583,227



All Budgeted Funds Summaries

Budget in Brief

The following tables summarize revenues and expenditures by fund for the previous fiscal year's actual budget, the current fiscal year's adjusted and projected budgets, and the next fiscal year's Proposed budget.

Revenue By Fund	Actual FY 2023-2024	Adopted FY 2024-2025	Projected FY 2024-2025	Proposed FY 2025-2026
General Fund (0001)	\$26,885,776	\$27,007,118	\$28,168,749	\$28,524,702
School Fund (1000)	47,481,076	49,981,716	49,372,553	50,185,330
Debt Service Fund (0400)	5,420,139	5,395,791	5,477,832	6,438,468
Wastewater Fund (0700)	4,640,904	4,615,543	4,769,623	4,835,417
Total Revenue By Fund	\$84,427,895	\$87,000,168	\$87,788,757	\$89,983,917

Expenditures By Fund	Actual FY 2023-2024	Adopted FY 2024-2025	Projected FY 2024-2025	Proposed FY 2025-2026
General Fund (0001)	\$25,729,165	\$27,007,118	\$26,782,300	\$28,524,702
School Fund (1000)	\$47,481,076	\$49,981,716	\$49,372,553	\$50,185,330
Debt Service Fund (0400)	\$5,300,848	\$5,395,791	\$4,843,039	\$6,438,468
Wastewater Fund (0700)	\$5,563,944	\$4,615,542	\$4,369,662	\$4,835,593
Total Expenditures By Fund	\$84,075,033	\$87,000,167	\$85,367,554	\$89,984,093



Capital Improvement Program & Related Debt Service

CIP (Pay-As-You-Go) Impact on Operating Budgets

A key factor in considering the inclusion of a project in the six-year plan is the extent of the impact of the project on the operating budget. The operating costs of a project, and any savings resulting from the project, are captured in the Operating Budget. The Town carefully considers all potential operating impacts before including a project in the six-year plan. Once a project is complete, there may be on-going operating budget expenditures which will not be paid from the capital budget and, therefore, careful consideration is given to avoid stress on the annual budget.

Summary of CIP Funding

The six-year CIP includes two related elements, a Long Term Major Projects Element (\$27,491,560) and a Pay As You Go Element (\$9,449,730), for a total CIP Program of \$36,941,290. The Capital Budget is the first year of the CIP’s Pay As You Go Element, and proposes General Fund spending of \$1,100,000 in the 2025-2026 fiscal year. The major CIP projects included in the Pay As You Go element are presented in three program areas:

- Equipment Acquisition/Replacement: \$5,417,976 (57.33%)
- Park Rehabilitation/Road Improvement/Facility Improvements: \$3,286,754 (34.78%)
- Information Technology: \$420,000 (4.44%)

The remainder of the funding is expected to come from municipal bonds, year-end budget transfers and eligible grants.

GENERAL FUND SUPPORTED PROJECTS

- Town facility maintenance & improvements – maintain the Town’s public buildings infrastructure to ensure the useful life is maximized;
- Recreation facilities – provide opportunities to the public for improved quality of life, cultural enrichment, promote tourism and to protect a natural resource;
- Roadway – improve roadway infrastructure, dams and bridges, sidewalks, erosion, etc. and to protect a natural resource;
- Equipment Acquisition/Replacement – replace aging equipment or acquire new as needed;

Capital Improvement Program: Summary by Program		FY 2025-2026 Requested	FY 2025-2026 Proposed
Recreation	Park Rehabilitation/Improvements	\$125,000	\$100,000
	Equipment Acquisition/Replacement	150,000	50,000
Swift Gym Building Improv	Facility Improvements	72,000	72,000
Public Works	Road Improvement Program	\$200,000	\$150,000
	Equipment Acquisition/Replacement	405,000	300,000
Police Department	Facility Improvements	\$169,750	\$169,750
	Equipment Acquisition/Replacement	220,450	150,000
Fire Department	Facilities Improvements	\$150,000	\$150,000
	Equipment Acquisition/Replacement	491,000	400,000
General Government	Facilities Improvements – Town Hall	\$80,000	\$80,000
	Information Technology Program	70,000	70,000
	Property Appraisal Program	20,000	20,000
	Municipal Planning Program	30,000	30,000

Capital Improvement Program & Related Debt Service



CIP Debt Service Detail

All MUNICIPAL DEBT SERVICE PROGRAM FY 2025-2026 THROUGH FY 2030-2031							
Debt Service Function	FY 2024-2025	FY 2025-2026	FY 2026-2027	FY 2027-2028	FY 2028-2029	FY 2029-2030	FY 2030-2031
Existing Municipal Debt Service							
School Debt Service	\$3,808,259	\$3,795,443	\$3,783,888	\$3,774,573	\$3,607,216	\$2,329,496	\$2,319,493
Town Debt Service	1,034,278	787,736	781,414	774,559	385,207	383,485	381,408
Wastewater Debt Service	1,853,326	1,838,222	1,822,504	1,809,490	1,343,764	1,065,885	904,527
Subtotal Municipal Debt Service	\$6,695,864	\$6,421,400	\$6,387,806	\$6,358,621	\$5,336,188	\$3,778,866	\$3,605,428
Proposed New Debt Issues							
New Municipal Debt	\$0	\$97,750	\$721,800	\$1,354,400	\$2,022,000	\$1,974,600	\$1,927,200
New School Debt \$2.4M & \$150M 25 Yrs.	0	1,805,120	5,445,663	7,499,500	5,870,169	5,254,525	5,133,288
Subtotal Planned New Debt Service	\$0	\$1,902,870	\$6,167,463	\$8,853,900	\$7,892,169	\$7,229,125	\$7,060,488
Total Debt Service	\$6,695,864	\$8,324,270	\$12,555,269	\$15,212,521	\$13,228,357	\$11,007,991	\$10,665,916
Town and School Debt Service	\$4,842,537	\$6,486,048	\$10,732,765	\$13,403,032	\$11,884,593	\$9,942,106	\$9,761,389
Less Other Income							
School Housing Aid & Federal Credit	\$1,947,578	\$1,808,183	\$1,886,201	\$1,865,550	\$26,487,202	\$7,119,080	\$6,974,101
Total Third Party Revenue	\$1,947,578	\$1,808,183	\$1,886,201	\$1,865,550	\$26,487,202	\$7,119,080	\$6,974,101
Total Property Tax Need	\$2,894,959	\$4,677,865	\$8,846,564	\$11,537,481	(\$14,802,609)	\$2,823,027	\$2,787,288

Consolidated Debt Service Requirements – All Funds

The following table provides detail on consolidated debt service requirements specific to General Obligation Bonds that pertain to the Town and School, and bonds related to the Wastewater funds.

FYE	General Obligation Bonds			Wastewater Bonds		
	Principal	Interest	Total	Principal	Interest	Total
2026	2,700,527	1,291,345	3,991,872	1,561,309	271,411	1,832,720
2027	2,725,527	1,248,469	3,973,996	1,578,708	240,466	1,819,174
2028	2,755,527	1,202,299	3,957,826	1,600,017	208,355	1,808,372
2029	2,246,527	1,154,590	3,401,117	1,136,517	207,248	1,343,765
2030	2,284,000	428,982	2,712,982	886,267	179,618	1,065,885
2031	2,321,000	379,901	2,700,901	747,150	157,378	904,528
2032	2,363,000	327,301	2,690,301	767,956	136,583	904,539
2033	2,406,000	271,839	2,677,839	584,725	118,502	703,227
2034	2,204,000	218,723	2,422,723	599,493	103,506	702,999
2035	2,257,000	167,822	2,424,822	614,299	87,764	702,063
2036	2,306,000	113,605	2,419,605	630,029	71,095	701,124
2037	2,370,000	55,720	2,425,720	254,758	58,883	313,641
2038				261,488	51,356	312,844
2039				269,179	43,328	312,507
2040				277,831	34,862	312,693
2041				286,483	25,600	312,083
Total	\$28,939,108	\$6,860,596	\$35,799,704	\$12,056,209	\$1,995,955	\$14,052,164

GENERAL OBLIGATION BONDS



Capital Improvement Program & Related Debt Service

General Obligation Bonds include debt which pertains to the Town and School. This debt obligation includes refunded bonds issued in 2016 and 2020. The bonds were issued for a new middle school, renovations, open space, new police station, road and bridge improvements and town and school playfields. Interest rates range from 1.0%-5.5%. Bonds in the amount of \$2,695,000 were issued in October, 2022 to finance school building improvements and capital equipment and technology. In addition to the school bonds, the town issued \$450,000 of open space bonds for the acquisition of approximately 40 acres for passive recreation. The Town is planning on issuing \$4M in Road Bonds and \$2.85M in Capital Bonds, and \$76.15 M in School Bonds.

WASTEWATER BONDS

These bonds are issued through Rhode Island Infrastructure Bank for the purpose of septic system upgrades, expansion and drainage projects. The Town constructed a municipal sewer collection and pumping station upon which the Town received subsidized interest rates on behalf of the residents. The interest rate for these bonds range from 0.31% to 5.09%. The Town issued \$4.95M in June, 2023, for the purposes of upgrading the wastewater treatment plant and implementing climate resiliency initiatives.

Debt Ratios & Debt Per Capita

Following table provides detail on debt ratios and debt per capita over the last ten-year period. Although the Town anticipates borrowing \$4.0M in Road Bonds, \$2.85M in Capital Equipment Bonds and \$76.15 M in School Bonds in FY 2025-2026, it is not included in the below calculation.

Fiscal Year Ended June 30	Population ⁽¹⁾	Net Assessed Valuation	Rate of Assessment ⁽²⁾	Estimated Full Value	Gross Bonded Debt & Bond Anticipation Notes ⁽³⁾	Gross Debt Per Capita	Ratio of Gross Debt to Estimated Full Value
2025 ⁽⁴⁾	14,312	\$ 3,795,040,059	100%	\$ 3,795,040,059	\$ 31,304,334	\$2,187	0.82%
2024	14,312	2,705,669,756	100%	2,705,669,756	34,814,167	2,433	1.29%
2023	14,312	2,811,558,182	100%	2,811,558,182	36,042,001	2,518	1.28%
2022 ⁽⁵⁾	14,312	2,764,243,129	100%	2,764,243,129	43,232,667	3,021	1.56%
2021	13,146	2,447,512,204	100%	2,447,512,204	40,651,500	3,092	1.66%
2020	13,146	2,447,688,773	100%	2,447,688,773	37,997,667	2,890	1.55%
2019 ⁽⁵⁾	13,146	2,434,502,407	100%	2,434,502,407	35,300,833	2,685	1.45%
2018	13,146	2,377,116,750	100%	2,377,116,750	32,537,000	2,475	1.37%
2017	13,146	2,371,973,994	100%	2,371,973,994	29,699,167	2,259	1.25%
2016 ⁽⁴⁾	13,146	2,344,650,413	100%	2,344,650,413	27,224,333	2,071	1.16%

(1) U.S. Census Figures

(2) The Town of East Greenwich's Tax Assessor has determined the Rate of Assessment

(3) General Fund debt only

(4) Full Revaluation

(5) Statistical Revaluation



Position Allocation to Pay Schedules & Pay Plans

The Town of East Greenwich’s municipal employees include non-union employees as well as employees who are union members. The four municipal unions include the International Association of Fire Fighters (IAFF), Local 3328; East Greenwich Municipal Employees Association (NEARI), a local chapter of NEARI; Local 1322, Local 1612, and the International Brotherhood of Police Officers (IBPO), Local 472. The charts provided below and on the following pages detail the Position Allocation to Pay Schedules and Pay Plans for each employee group.

***NOTE:** the current collective bargaining agreements expire on June 30, 2025, salaries depicted in the schedules below do not represent any current negotiable considerations.

NON-UNION EMPLOYEES POSITION ALLOCATION TO PAY SCHEDULE FY 2025-2026

Grade 1 Community Resource Manager	Grade 9 Town Clerk/Executive Assistant to Town Manager Administrative Services Manager Finance Manager Substance Abuse Director
Grade 2 Technician II Senior Center Manager Recreation Manager	Grade 10 Fire Chief Deputy Chief Director of Community Services and Parks Director of Planning
Grade 3 N/A	Grade 11 Director of Public Works Director of Information Technology
Grade 4 N/A	Grade 12 Finance Director Police Chief
Grade 5 N/A	
Grade 6 Deputy Fire Chief Tax Assessor	

NON-UNION EMPLOYEES PAY PLAN FY 2025-2026

Grade	Minimum	Intermediate	Maximum
1	\$45,000	\$50,000	\$55,000
2	\$50,000	\$55,000	\$60,000
3	\$72,500	\$75,000	\$77,500
4	\$65,000	\$70,000	\$80,000
5	\$70,000	\$77,500	\$88,000
6	\$80,000	\$84,500-\$90,000	\$95,000
7	\$80,000	\$89,500	\$99,000
8	\$80,000	\$90,000	\$100,000
9	\$70,000-\$95,000	\$80,000-\$100,000	\$105,000
10	\$95,000	\$105,000	\$115,000
11	\$100,000	\$110,000	\$130,000
12	\$105,000	\$117,500	\$150,000



Position Allocation to Pay Schedules & Pay Plans

IAFF, LOCAL 3328 POSITION ALLOCATION TO PAY SCHEDULE & PAY PLAN FY 2025-2026

2025-2026	Effective 7/1/2024
Administrative Asst	\$25,41
Fire Marshall	\$37.48
Firefighter – 1 st Yr	\$25.33
Firefighter – 2 nd Yr	\$29.47
Firefighter – 3 rd Yr	\$31.72
Lieutenant	\$34.96
Captain	\$38.46

IBPO, LOCAL 472 POSITION ALLOCATION TO PAY SCHEDULE & PAY PLAN FY 2025-2026*

2025-2026	Step 0	Step 1	Step 2
Captain	\$95,806		
Detective Lieutenant	\$90,183		
Lieutenant	\$86,656		
Detective Sergeant	\$82,645		
Sergeant	\$79,458		
Detective Patrolman	\$75,172		
1 st , 2 nd , 3 rd Class Officers*	\$63,682	\$67,977	\$72,260

*2nd Class Officer eligibility after completion of six months of service as a 3rd Class Officer

*3rd Class Officer eligibility after completion of six months of service as a 2nd Class Officer.

IBPO, LOCAL 472 (NON-POLICE) POSITION ALLOCATION TO PAY SCHEDULE & PAY PLAN FY 2025-2026*

2025-2026	Step 1	Step 2	Step 3	Step 4	Step 5
Dispatcher	\$43,782	\$45,969	\$48,267	\$50,959	
Animal Control Officer	\$47,116	\$49,201	\$51,392	\$53,958	
Parking Control Officer	\$42,947	\$45,094	\$47,348	\$49,988	
Terminal Agency Coordinator	\$61,036				
Detective Secretary	\$40,376	\$42,411	\$44,503	\$46,738	\$49,140
Special Asst. to Chief	\$49,137	\$51,314	\$54,072	\$55,979	\$58,471



Position Allocation to Pay Schedules & Pay Plans

EGMEA/NEARI POSITION ALLOCATION TO PAY SCHEDULE FY 2025-2026

Grade 8	Meal Site Supervisor and Center Assistant	Grade 65	Building Inspector
Grade 10	Senior Driver and Programmer	Grade 70	Planning Analyst
Grade 20	DPW Clerk Planning Tech	Grade 80 (35 hrs) and 80A (40 hrs)	Assistant Planner – 80 Deputy Tax Collector Payroll Accounting Administrator Parks & Grounds Superintendent – 80A
Grade 30	Assessors Aid/Administrative Asst	Grade 95 (35 hrs) and 95A (40 hrs)	Asst WWTP Superintendent - 95 Special Projects Coordinator - 95 Highway Superintendent – 95A
Grade 35	Municipal Court Clerk	Grade 105	Building Official
Grade 38	Fiscal Specialist		Assistant Town Engineer
Grade 40	Probate Clerk	Grade 110	Wastewater Treatment Facility Superintendent
Grade 60	Deputy Town Clerk	Part Time Positions	Plumbing and Electrical Inspector

EGMEA/NEARI PAY PLAN FY 2025-2026

Grade	Step A	Step B	Step C	Step D	Step E
8	\$20.54	\$21.50	\$22.56	\$23.56	\$24.65
10	\$21.89	\$22.84	\$23.90	\$24.98	\$26.15
20	\$2.84	\$23.90	\$24.98	\$26.15	\$27.40
30	\$24.35	\$25.48	\$26.68	\$27.91	\$29.20
35	\$25.06	\$26.00	\$27.05	\$28.15	\$29.31
38	\$24.40	\$25.59	\$26.84	\$28.15	\$29.54
40	\$26.23	\$27.41	\$28.67	\$29.98	\$31.37
50	\$30.57	\$31.98	\$33.51	\$35.12	\$36.06
60	\$60,844	\$63,700	\$66,730	\$69,912	
65	\$60,387	\$63,286	\$66,272	\$69,411	
70	\$59,630	\$62,616	\$65,737	\$69,037	
80	\$61,609	\$67,421	\$73,233	\$79,045	
80A	\$63,685	\$69,328	\$74,971	\$80,614	
95	\$71,101	\$76,180	\$82,387	\$88,039	
95A	\$71,585	\$76,664	\$82,871	\$88,514	
105	\$84,539	\$88,596	\$92,855	\$97,329	
110	\$90,971	\$95,574	\$100,334	\$105,296	
Inspector	\$22,168				

LABORERS, LOCAL 1322 POSITION ALLOCATION TO PAY SCHEDULE & PAY PLAN FY 2025-2026

Grade	Step 1	Step 2	Step 3	Step 4
Mechanic, Wastewater Lead Operator	\$27.52	\$29.33	\$31.05	\$32.76
Foreman, Wastewater Operator 2	\$26.99	\$28.77	\$30.47	\$32.14
Operator 3 (CDL, Hoisting & Equipment Op License)	\$24.60	\$26.22	\$27.88	\$29.72
Operator 2 (with CDL)	\$21.56	\$23.29	\$25.18	\$26.94
Operator 1 (no CDL)	\$19.69	\$21.37	\$23.08	\$24.96

Full Time Employee Summary



Full Time Employee Comparison

FULL-TIME EMPLOYEES FY 2024-2025 AS COMPARED TO FY 2025-2026					
Function Number & Description	FY 2023-2024 Actual	FY 2024-2025 Adopted	FY 2024-2025 Projected	FY 2025-2026 Proposed	FY 2025-2026 Difference
01402011-Town Council (5 Council Members)	5.00	5.00	5.00	5.00	0.00
01402011-Town Manager's Office	2.00	3.00	3.00	3.00	0.00
01403011-Town Clerk's Office	4.00	4.00	4.00	4.00	0.00
Subtotal General Government FTE	11.00	12.00	12.00	12.00	0.00
01421011-Finance Department	8.00	8.00	8.00	8.00	0.00
01421511-Information Technology	2.00	2.00	2.00	2.00	0.00
01461011-Planning Department	3.00	4.00	4.00	4.00	0.00
Subtotal General Services FTE	13.00	14.00	14.00	14.00	0.00
01432011-Police Department	38.00	38.00	38.00	38.00	0.00
01432011-Police Dispatchers	4.00	4.00	4.00	4.00	0.00
Subtotal Public Safety FTE	42.00	42.00	42.00	42.00	0.00
01445111-Public Works	20.00	20.50	20.50	20.50	0.00
Subtotal Public Works FTE	20.00	20.50	20.50	20.50	0.00
01491011-Fire Department (incl Civilian Clerk)	39.00	40.00	40.00	40.00	0.00
Subtotal Fire Department FTE	39.00	40.00	40.00	40.00	0.00
01502511-Community Services & Parks	10.00	11.00	11.00	11.00	0.00
Subtotal Parks & Recreation FTE	10.00	11.00	11.00	11.00	0.00
01481011-Senior & Human Services	5.00	5.00	5.00	5.00	0.00
Subtotal Senior & Human Services FTE	5.00	5.00	5.00	5.00	0.00
General Fund Total FTE	140.00	144.50	144.50	144.50	0.00
20950511-Wastewater Division	6.00	6.50	7.50	8.50	2.00
Subtotal Wastewater Funds FTE	6.00	6.50	7.50	8.50	1.00
Total FTE All Funds FTE	146.00	151.00	152.00	153.00	1.00

FTE Change Description

The total Full Time Employee equivalent (FTE) Proposed for FY 2025-2026 is 152.50. The Town Manager's Proposed General Fund Budget includes two new Operator 1 positions for the Wastewater Treatment Facility for FY 2025-2026 based on the recommendations of the RI Department of Environmental Management as a result of the recent findings in the Facilities Plan Update. FY 2024-2025 facilitated the hiring of the first Operator 1 and the second position is budgeted to begin January 1, 2026.



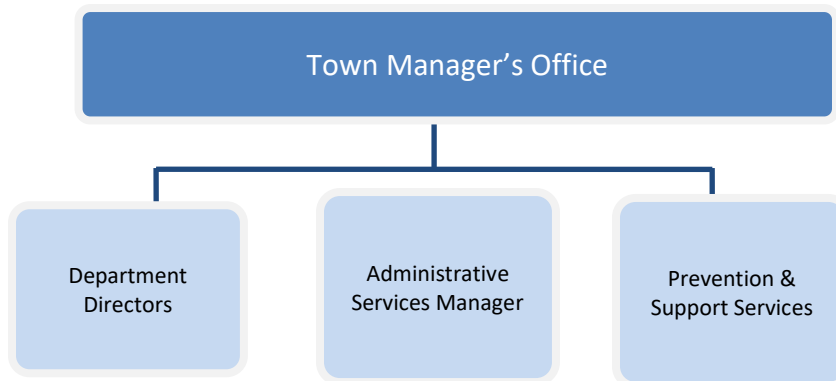
Town Manager, Town Council & Personnel	4 - 1
Town Clerk, Board of Canvassers, Municipal Court & Probate Court	4 - 8
Legal Services	4 - 14

**FISCAL YEAR 2025-2026 PROPOSED
MUNICIPAL BUDGET PROGRAM
TOWN OF EAST GREENWICH, RHODE ISLAND**



Acct Number	Acct Description
4020	Town Manager
4820	Prevention & Support Services

Organizational Chart



Town Manager Mission Statement

The mission of the Town Manager’s Office is to provide for general administrative management, policy direction, and oversight of municipal operations. The Office is committed to being responsive, ethical, and transparent while providing quality, innovative, and effective service to the Town Council, all Town departments, federal and state agencies, the business community, and Town residents. The Office fosters and promotes effective working relationships with members of the public, all Town employees, boards, committees, and commissions, and is committed to annually presenting a fiscally responsible comprehensive budget program and six-year capital improvement plan.

Functions

The principle functions of the Town Manager’s Office include, but are not limited to:

- Town Manager serves as the Town’s Chief Executive Officer
- Advise the Town Council on municipal policy and programs affecting the community
- Provide direct staff support to the Town Council and various municipal Boards and Commissions
- Provide weekly reports to the Town Council and responsible for the monthly Town Council agendas
- Responsible for the administration and management of all municipal government operations, including directing and coordinating policy implementation, activities, and work programs for all Town Departments
- Responsible for overseeing the Personnel program for all municipal departments and divisions
- Manage employee and labor relations including contract negotiation, implementation, and grievance process
- Interact with federal and state agencies and other local governments and agencies
- Conduct short and long-range financial planning



General Fund (0101) Town Manager (4020), *continued*

- Policy and program development including preparation, administration, and fiscal management of the annual operating budget and the six-year capital improvement program
- Perform special studies and issue analyses and evaluations as needed to promote informed decision making
- Review and oversee the submission and administration of federal, state, and foundation grants
- Monitor proposed state legislation and represent the local government interests
- Provide general management oversight of major Town construction projects
- Communication with Town residents and the general public
- Responsible for overseeing Town Hall Operations

Administrative Services Manager Mission Statement

The Personnel Department's mission, as part of the Town Manager's Office, is to support the total operation in meeting its goals through its most valuable resource- its people. The office provides consistent, effective, and efficient human resource management by developing and implementing policies, programs, and services that contribute to attaining Town and employee goals. By making this commitment to its employees, the Town promotes an environment of mutual respect and equal opportunity, and provides outstanding service to the community. The Department's reach extends from the first inquiry about a position vacancy through retirement, with the goal being to provide quality service to all prospective, current, and previous employees, and to treat such individuals with respect and good care.

Functions

The Personnel Division administers all of the human resources related services and programs for the Town of East Greenwich full time, part time, seasonal, and per diem employees.

Principal functions of the Personnel Department include, but are not limited to:

- Recruitment of qualified applicants into a diverse workforce
- Ensure a safe and discrimination free environment
- Update and administer employee benefits programs
- Personnel policy development and administration
- Job classification, compensation, and labor market research
- Employee/labor relations and contract administration
- Assist in Budget preparation for both operating and capital
- Maintenance of personnel records
- Management and Maintenance of the Town's human resource database
- Management of Worker's Comp and IOD processes for work related injuries
- Provide appropriate programs for training and development of employees
- Ensure adherence to local and federal employment laws and mandates
- Manage the enrollment process for employee fringe benefits
- Administration of COBRA continuation coverage
- Administration of post-employment benefit programs



General Fund (0101) Town Manager (4020), *continued*

FY 2025-2026 Goals & Objectives

Personnel Goals & Objectives

G1: Focus on employee wellbeing through programs, work-life balance, fostering a positive culture. Obj 1.1: Establish a peer recognition program and 50% participation, Obj 1.2: Develop bi-monthly health & wellness competitions and programs with at least 30% participation. Obj. 1.3: Review days and hours worked in other municipalities for reduced hours on Fridays.

G2: Launch quarterly wellness challenges with incentives for participation. Obj 2.1: Increase the wellness committee with representatives from each department by Q4. Obj 2.2: Create ten minutes of daily Fit-On exercises once a week. Obj. 2.3: Design and implement activity challenges with tracking and achieve 30% participation.

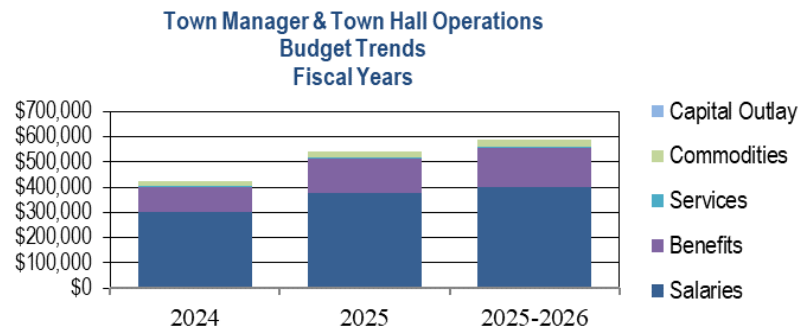
G3: Conduct comprehensive HR policy audit and modernization. Obj 3.1: Continue with HR policies audit and identify outdated policies. Obj. 3.2: Implement Employee Handbook by Q4.

G4: Automate routine HR processes to increase efficiency and reduce errors. Obj. 4.1: Implement Personal Actions by Q3 to reduce paperwork processing. Obj. 4.2: Look at self-service benefit enrollment portals by Q4.

FY 2025-2026 Expenditure Statements

Town Manager & Town Council	2024	2025	2025	2025-2026	Increase Over Prior Year
	Actual	Adopted	Projected	Proposed	Year
Personnel FTE*	7.00	8.00	8.00	8.00	0.00
Salaries	\$300,835	\$374,967	\$312,351	\$401,187	\$26,220
Benefits	97,699	139,442	104,716	152,004	12,562
Subtotal Personnel Expenditures*	\$398,534	\$514,409	\$417,067	\$553,191	\$38,782
Services	\$6,020	\$5,150	\$12,230	\$8,250	\$3,100
Commodities	19,614	20,775	22,100	24,300	3,525
Misc Expenses	0	0	0	0	0
Subtotal Operating Expenditures	\$25,634	\$25,925	\$34,330	\$32,550	\$6,625
Total Expenditures	\$424,168	\$540,334	\$451,397	\$585,741	\$45,407

**Please note the Personnel FTE and expenditure figures shown above represent only the personnel FTE and expenditures allocated to the Town Manager office. Some roles may be allocated across additional accounts.*



General Fund (0101) Town Manager (4020), continued



14020	Town Manager	2023-2024 Actual	2024-2025 Adopted	2024-2025 Projected	2025-2026 Proposed	Percent Change	
14020	000010	Town Council	\$9,300	\$9,300	\$9,300	\$9,300	0.0%
14020	00002	Staff Pay	\$291,535	\$365,667	\$303,051	\$391,887	7.2%
14020	Subtotal Wages	\$300,835	\$374,967	\$312,351	\$401,187	7.0%	
14020	522250	FICA	\$21,620	\$28,685	\$22,540	\$30,700	7.0%
14020	522300	Municipal Employees Retirement	\$14,402	\$16,418	\$14,850	\$20,300	23.6%
14020	522302	TIAA CREF	\$2,915	\$3,657	\$3,031	\$3,919	7.2%
14020	522818	Health Insur-Active Employees	\$46,696	\$76,286	\$50,495	\$81,758	7.2%
14020	522820	Health Insur-Retiree	\$5,233	\$5,619	\$6,105	\$6,407	14.0%
14020	522822	Dental Insur-Active Employees	\$1,738	\$2,709	\$1,750	\$2,850	5.2%
14020	522840	Insurance Buyback	\$4,783	\$5,600	\$5,600	\$5,600	0.0%
14020	522850	Life Insurance	\$312	\$468	\$345	\$470	0.4%
14020	Subtotal Benefits	\$97,699	\$139,442	\$104,716	\$152,004	9.0%	
14020	00154	Town Celebration	\$5,109	\$4,600	\$7,560	\$7,500	63.0%
14020	550026	Furniture and Fixtures	\$0	\$0	\$4,110	\$0	0.0%
14020	00256	Office Materials & Supplies	\$910	\$550	\$560	\$750	36.4%
14020	Subtotal Services	\$6,020	\$5,150	\$12,230	\$8,250	60.2%	
14020	00053	Continuing Education	\$0	\$0	\$0	\$2,100	0.0%
14020	00090	Travel Expenses	\$9,000	\$9,000	\$9,000	\$9,000	0.0%
14020	00089	Functions & Meetings	\$1,815	\$2,650	\$3,775	\$3,800	43.4%
14020	00115	Membership Dues	\$8,799	\$8,725	\$8,725	\$9,400	7.7%
14020	00180	Inauguration	\$0	\$400	\$600	\$0	-100.0%
14020	Subtotal Commodities	\$19,614	\$20,775	\$22,100	\$24,300	17.0%	
14020	Subtotal Misc Expenses	\$0	\$0	\$0	\$0	0.0%	
14020	Total Town Manager	\$424,168	\$540,334	\$451,397	\$585,741	8.4%	



Functions of the Coalition:

- Collaborate/network with Kent County Prevention Coalition and other state-wide coalitions, East Greenwich Academy Foundation, BHDDH, etc.
- Liaison with the Town’s Juvenile Hearing Board when substance abuse issues are involved.
- Promote Coalition throughout community including schools, faith, medical, business and social organizations by supporting their events.
- Initiate new and strengthen existing relationships with local behavioral health providers.
- Become a known resource center for residents dealing with mental/behavioral health issues themselves, family members, etc.
- Participate on Gov. McKee’s Overdose Task Force and participation in RI Dept. of Health and BHDDH (Dept. of Behavioral Healthcare, Developmental Disabilities and Hospitals) programs and grant initiatives.
- Support local police and fire in efforts of safety events such as National Rx Take Back Day, National Red Ribbon Week, etc.
- Provide educational substance abuse prevention and mental health forums, programs, events, and presentations to students and parents regularly and throughout the community upon request.
- Provide program and educational support and integration with School District professional staff in support of student population.
- Bi-weekly check-ins with Town Manager n community priorities and program support.
- Present periodic program updates and information on major initiatives to the Town Council.

Spectrum of Prevention





2025-2026 Goals & Objectives

Goals & Objectives

G1: **May, 2025 - East Greenwich Prevention Coalition Debut** Obj 1.1: Establish recognition of the East Greenwich Prevention Coalition’s mission, and logo, by creating and implementing thoughtful and consistent messaging across all touchpoints where community members interact.

G2: **Reduce youth substance use rates** Obj. 2.1: by decreasing the percentage of adolescents using alcohol, tobacco, marijuana and other drugs through evidence-based programs.

G3: **Build community awareness** Obj. 3.1 by educating the public about substance abuse risks, warning signs and available resources through community forums, media campaigns and educational materials for all ages.

G4: **Strengthen community partnerships** Obj. 4.1: by creating and sustaining collaborations between schools, healthcare providers, law enforcement, businesses, faith and social organizations and families to address substance abuse comprehensively.

G5: **Implement environmental strategies** Obj. 5.1: by advocating for policy changes that limit youth access to substances, such as enforcing ID verification and supporting more restrictions on vape and marijuana product marketing.

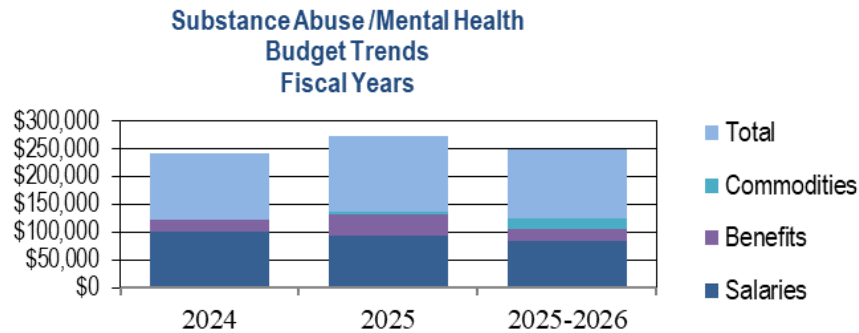
G6: **Enhance protective factors** Obj. 6.1: by strengthening elements that buffer against substance abuse such as positive youth development programs including speaker presentations, coaching/instructor/administration trainings, mentoring and family support networks.

G7: **Reduce stigma** Obj. 7:1 by promoting understanding of substance use disorders as health conditions that require compassionate treatment and support rather than moral failings.

G8: **Secure sustainable funding** Obj 8.1: through grants, partnerships, and diverse revenue streams to ensure coalition stability and impact.

Expenditure Statements 2025-2026

Substance Abuse/Mental Health	2024 Actual	2025 Adopted	2025 Projected	2025-2026 Proposed	Increase Over Prior Year
Salaries	\$100,283	\$93,575	\$40,925	\$83,520	(\$10,055)
Benefits	21,418	37,796	9,951	22,102	(\$15,694)
Subtotal Personnel Expenditures*	\$121,701	\$131,371	\$50,876	\$105,622	(\$25,749)
Commodities	0	5,750	5,300	19,750	\$14,000
Subtotal Operating Expenditures	\$0	\$5,750	\$5,300	\$19,750	\$14,000
Total Expenditures	\$121,701	\$137,121	\$56,176	\$125,372	(\$11,749)



14820	Substance Abuse/Mental Health		2023-2024 Actual	2024-2025 Adopted	2024-2025 Projected	2025-2026 Proposed	Percent Change
14820	511001	Staff Pay	\$100,283	\$93,575	\$40,925	\$83,520	-10.7%
14820		Subtotal Services	\$100,283	\$93,575	\$40,925	\$83,520	-10.7%
14820	522250	FICA	\$7,665	\$7,160	\$3,130	\$6,390	-10.8%
14820	522300	Municipal Employees Retirement	\$2,183	\$4,202	\$2,005	\$4,326	3.0%
14820	522301	TIAA Cref	\$471	\$936	\$410	\$835	-10.8%
14820	522818	Health Insur-Active Employees	\$10,582	\$24,470	\$4,200	\$10,130	-58.6%
14820	522822	Dental Insur-Active Employees	\$462	\$903	\$143	\$295	-67.3%
14820	522850	Life Insurance	\$54	\$125	\$63	\$126	0.8%
14820		Subtotal Services	\$21,418	\$37,796	\$9,951	\$22,102	-41.5%
14820	00027	Advertising	\$0	\$100	\$50	\$500	400.0%
14820	00090	Travel/Mileage	\$0	\$0	\$1,250	\$500	0.0%
14820	00115	Dues	\$0	\$200	\$1,255	\$1,200	500.0%
14820	00131	Printing	\$0	\$250	\$145	\$2,000	700.0%
14820	00171	Training/Conferences	\$0	\$0	\$0	\$6,000	0.0%
14820	00256	Office Supplies	\$0	\$200	\$100	\$800	300.0%
14820	00403	Comm Prog	\$0	\$5,000	\$2,500	\$8,000	60.0%
14820	530111	Professional Services	\$0	\$0	\$0	\$750	0.0%
14820		Subtotal Commodities	\$0	\$5,750	\$5,300	\$19,750	243.5%
14820		Total Substance Abuse/Mental Health	\$121,701	\$137,121	\$56,176	\$125,372	-8.6%

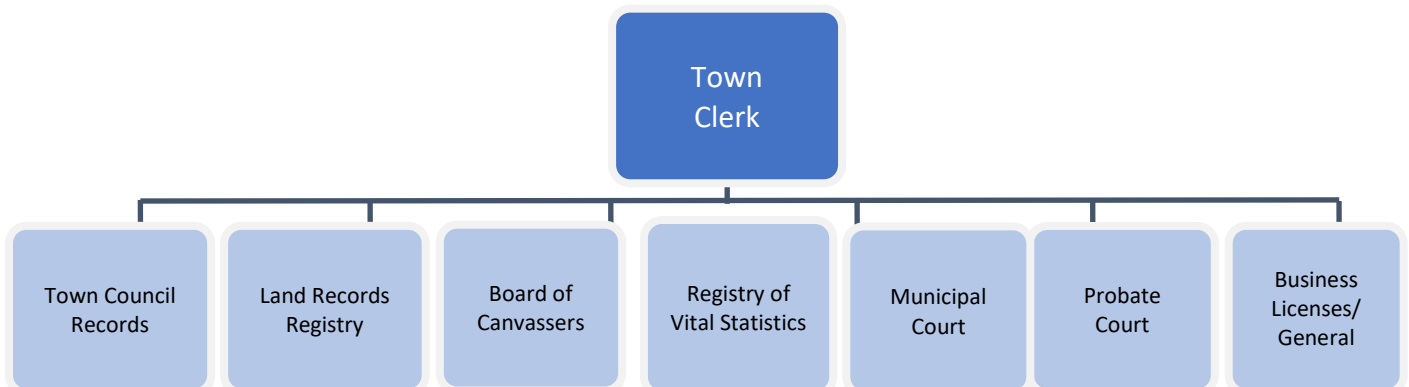
General Fund (0101) Town Clerk (4030)



Please note, this section incorporates multiple accounts, each of which are overseen by the Office of the Town Clerk, and include the following:

Acct Number	Acct Description
4030	Town Clerk
4045	Municipal Court
4050	Probate Court
4110	Board of Canvassers

Organizational Chart



Mission Statement

The Town Clerk's Office is the central hub of local government in East Greenwich. Its mission is to protect and preserve the integrity of the Town's historical records as well as to provide personal and professional public service for a variety of governmental functions in a timely, efficient and accurate manner while being ever mindful of neutrality and impartiality, rendering equal and courteous service to all.

The office is the official repository for the Town's public documents such as ordinances, resolutions, Town Council records, vital records, land records and voter registration and elections. Additionally, the office issues an array of licenses and permits and provides administrative support for both Probate Court and Municipal Court.

Functions

The Office of the Town Clerk is responsible for providing a number of services to the public. The office consists of seven major divisions: Town Council Records, Land Records Registry, Board of Canvassers, Registry of Vital Statistics, Probate Court, Municipal Court and Business Licenses/General Permits, as well as providing general services to the public.

Duties include, but are not limited to:

TOWN COUNCIL RECORDS

- Prepare Advertising and Notices for Public Hearings



- Prepare Agendas and Minutes for Town Council meetings
- Document all transactions of the Town Council
- Manage Town Board and Commission Appointments

LAND RECORDS REGISTRY

- Record and index all land records, maps, and transactions
- Provide certified copies of land records

BOARD OF CANVASSERS

East Greenwich has three members who serve six-year terms, not more than two from same political party and two alternate members who serve six-year terms, not from same political party. The Board is charged with all functions, powers, and duties of the Town Council concerning canvassing rights, elections, nominations, preparing and correcting voting lists, registrations of voters and related matters.

MUNICIPAL COURT

East Greenwich has its own municipal court. Court sessions are usually held third Thursday of each month.

Per Section 72-12 of the Town Code, Municipal Court has jurisdiction over the following types of cases:

- Any ordinance of the Town
- Minimum housing ordinances
- Traffic and motor vehicle laws set out in the General Laws of Rhode Island, § 8-18-4

PROBATE COURT

Each city and town have its own Probate Court, established by RIGL § 8-9; the operating statute for Probate is RIGL Title 33. A part time probate Judge is appointed by and serves at the pleasure of the Town Council.

Probate court has jurisdiction over the following types of cases:

- Decedent's estates; this includes persons who have died with a Will (testate) or those without one (intestate)
- Adult Limited Guardianships, either of the person, estate, or both
- Minor guardianships, either of the person, estate, or both
- Adult Adoptions
- Name Changes

REGISTRY OF VITAL STATISTICS

- Issue and record marriage licenses
- Register and issue certified records associated with births, deaths, and marriages

BUSINESS LICENSES

- Accept, review, and schedule for Town Council approval applications for new and renewal of various business licenses in accordance with State Law and Town Ordinances
- Oversee departmental and state agency approvals required for local business licenses



General Fund (0101) Town Clerk (4030), *continued*

GENERAL

- Receive, record, and issue documents related to the above functions
- Maintain, index, and store records related to the above functions
 - Offer easy access by the public and Town staff
 - Provide safe, permanent storage of Town records in the record vault
- Receive and respond to all public records requests
- Town Clerk serves as Clerk to the Town Council
- Town Clerk serves as the filing coordinator, acting as the liaison between the Town and Secretary of State to ensure that each Board, Committee, and Commission complies with statutory notice requirements within the Open Meetings Law
- Issue Dog and Kennel Licenses
- Issue General Permits; overnight parking, private detective, etc.
- Provide notary services
- Prepare and arrange publication of public notices

FY 2025-2026 Goals & Objectives

Goals & Objectives

Complete codification of Town ordinances per Charter § C-73

Modernize management of Boards and Commissions with new module from Granicus

Implement Property Alert Service module from Catalis to allow residents to register to receive an alert when anything is recorded in land evidence under their name(s)

Continue collaboration with Police and IT to transition manual issuance of parking tickets to a browser-based program from Curia Systems that integrates with Municipal Court

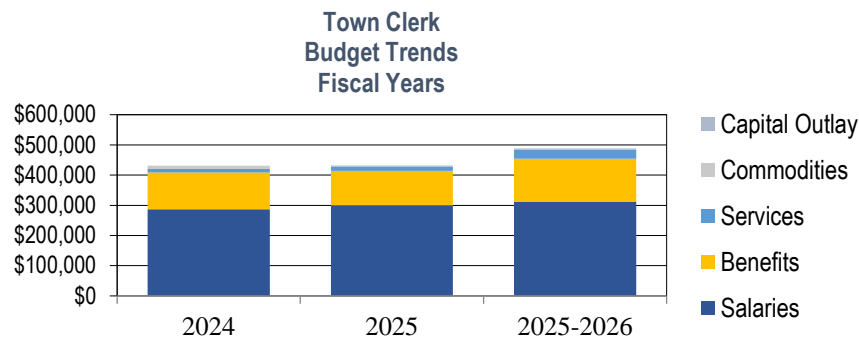
- Advancing amendments to Ordinance § 93-1 Fees Schedule

FY 2025-2026 Expenditure Statements

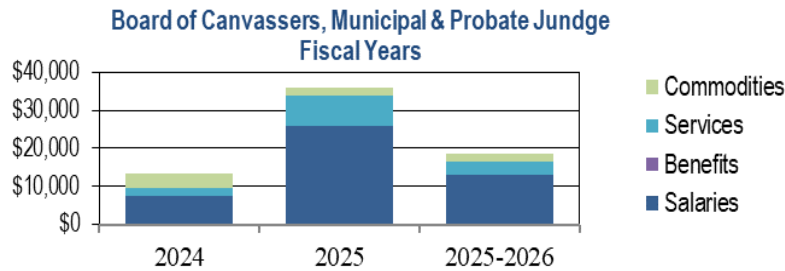
Town Clerk	2024 Actual	2025 Adopted	2025 Projected	2025-2026 Proposed	Increase Over Prior Year
Personnel FTE*	4	4	4	4	0
Salaries	\$286,669	\$299,463	\$300,584	\$312,025	\$12,562
Benefits	121,728	115,015	135,012	141,771	26,756
Subtotal Personnel Expenditures*	\$408,397	\$414,478	\$435,596	\$453,796	\$39,318
Services	\$11,923	\$14,700	\$11,220	\$31,000	\$16,300
Commodities	9,207	1,300	1,165	1,300	0
Misc Expenses	974	1,750	1,730	1,750	0
Subtotal Operating Expenditures	\$22,103	\$17,750	\$14,115	\$34,050	\$16,300
Total Expenditures	\$430,500	\$432,228	\$449,711	\$487,846	\$55,618

*Please note the Personnel FTE and expenditure figures shown above represent only the personnel FTE and expenditures allocated to the Town Clerk office. Some roles may be allocated across additional accounts.

General Fund (0101) Town Clerk (4030), continued



14030	Town Clerk		2023-2024 Actual	2024-2025 Adopted	2024-2025 Projected	2025-2026 Proposed	Percent Change
14030	00002	Full-Time Employees	\$283,277	\$295,666	\$296,787	\$307,753	4.1%
14030	00004	Longevity	\$3,391	\$3,797	\$3,797	\$4,272	12.5%
14030		Subtotal Wages	\$286,669	\$299,463	\$300,584	\$312,025	4.2%
14030	522250	FICA	\$21,416	\$22,909	\$22,670	\$23,870	4.2%
14030	522300	Municipal Employees Retirement	\$14,161	\$13,446	\$14,730	\$16,163	20.2%
14030	522302	TIAA CREF	\$3,204	\$3,358	\$3,372	\$3,502	4.3%
14030	522818	Health Insur-Active Employees	\$66,638	\$58,461	\$77,025	\$79,100	35.3%
14030	522820	Health Insurance-Retiree	\$11,277	\$11,600	\$11,325	\$12,870	10.9%
14030	522822	Dental Insur-Active Employees	\$2,397	\$2,586	\$3,145	\$3,605	39.4%
14030	522840	Insurance Buyback	\$1,000	\$1,000	\$1,000	\$1,000	0.0%
14030	522850	Life Insurance	\$886	\$905	\$995	\$911	0.7%
14030	522860	Clothing Maintenance	\$750	\$750	\$750	\$750	0.0%
14030		Subtotal Benefits	\$121,728	\$115,015	\$135,012	\$141,771	23.3%
14030	00027	Advertising	\$797	\$1,000	\$750	\$1,000	0.0%
14030	00045	Codification of Ordinances	\$1,386	\$4,000	\$4,000	\$20,800	420.0%
14030	00073	Equipment Maintenance	\$0	\$200	\$0	\$200	0.0%
14030	00115	Membership Dues	\$455	\$500	\$470	\$500	0.0%
14030	00117	Microfilming	\$722	\$2,500	\$2,000	\$2,000	-20.0%
14030	00131	Printing Expenses	\$0	\$500	\$0	\$500	0.0%
14030	00133	Professional Services	\$8,562	\$6,000	\$4,000	\$6,000	0.0%
14030		Subtotal Services	\$11,923	\$14,700	\$11,220	\$31,000	110.9%
14030	00226	Dog Licensing	\$167	\$300	\$245	\$300	0.0%
14030	00256	Office Materials & Supplies	\$9,039	\$1,000	\$920	\$1,000	0.0%
14030		Subtotal Commodities	\$9,207	\$1,300	\$1,165	\$1,300	0.0%
14030	00171	Training/Conferences	\$974	\$1,750	\$1,730	\$1,750	0.0%
14030		Other Misc Expenses	\$974	\$1,750	\$1,730	\$1,750	0.0%
14030		Total Town Clerk	\$430,500	\$432,228	\$449,711	\$487,846	12.9%



Board of Canvassers, Municipal, Probate	2024	2025	2025	2025-2026	Increase Over Prior Year
	Actual	Adopted	Projected	Proposed	
Salaries	\$7,650	\$26,000	\$19,900	\$13,000	(\$13,000)
Benefits	0	0	0	0	0
Subtotal Personnel Expenditures*	\$7,650	\$26,000	\$19,900	\$13,000	(\$13,000)
Services	\$1,898	\$8,000	\$4,200	\$3,500	(\$4,500)
Commodities	3,923	2,000	2,000	2,000	0
Subtotal Operating Expenditures	\$5,821	\$10,000	\$6,200	\$5,500	(\$4,500)
Total Expenditures	\$13,471	\$36,000	\$26,100	\$18,500	(\$17,500)

FY 2025-2026 Expenditure Statements

14110	Board of Canvassers	2023-2024 Actual	2024-2025 Adopted	2024-2025 Projected	2025-2026 Proposed	Percent Change
14110	00003 Temporary Help	\$0	\$1,000	\$0	\$1,000	0.0%
14110	00006 Election Official	\$4,950	\$18,000	\$13,500	\$8,000	-55.6%
14110	00023 Board	\$2,700	\$7,000	\$6,400	\$4,000	-42.9%
14110	Subtotal Personnel	\$7,650	\$26,000	\$19,900	\$13,000	-50.0%
14110	00027 Advertising	\$427	\$750	\$500	\$500	-33.3%
14110	00028 Police Details	\$0	\$2,500	\$1,000	\$1,000	-60.0%
14110	00085 Food	\$1,471	\$4,750	\$2,700	\$2,000	-57.9%
14110	Subtotal Services	\$1,898	\$8,000	\$4,200	\$3,500	-56.3%
14110	00256 Office Supplies	\$3,923	\$2,000	\$2,000	\$2,000	0.0%
14110	Subtotal Commodities	\$3,923	\$2,000	\$2,000	\$2,000	0.0%
14110	Total Budget Referendum	\$13,471	\$36,000	\$26,100	\$18,500	-48.6%

General Fund (0101) Town Clerk (4030), *continued*



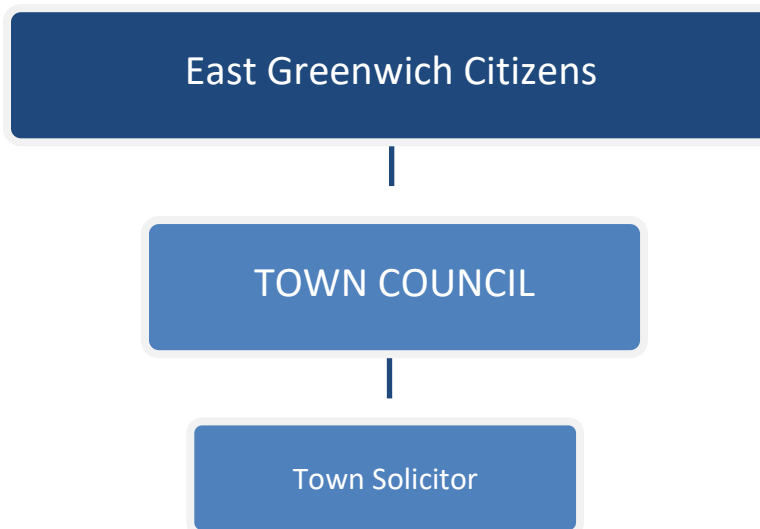
14050			2023-2024	2024-2025	2024-2025	2025-2026	Percent
Probate Judge			Actual	Adopted	Projected	Proposed	Change
14050	00001	Director's Pay	\$10,000	\$10,000	\$10,000	\$10,000	0.0%
14050		Subtotal Wages	\$10,000	\$10,000	\$10,000	\$10,000	0.0%
14050		Total Probate Court	\$10,000	\$10,000	\$10,000	\$10,000	0.0%

14045			2023-2024	2024-2025	2024-2025	2025-2026	Percent
Municipal Court			Actual	Adopted	Projected	Proposed	Change
14045	00001	Director's Pay	\$10,000	\$10,000	\$10,000	\$10,000	0.0%
14045		Subtotal Wages	\$10,000	\$10,000	\$10,000	\$10,000	0.0%
14045	00852	Program Costs	\$7,000	\$7,000	\$7,000	\$7,000	0.0%
14045		Subtotal Materials/Supplies	\$7,000	\$7,000	\$7,000	\$7,000	0.0%
14045		Total Assessment Board Of Review	\$17,000	\$17,000	\$17,000	\$17,000	0.0%



Acct Number	Acct Description
4040	Legal Services

Organizational Chart



Mission Statement

TOWN COUNCIL

The Town Council is the Charter designated legislative body of the Town. The five members of the Council are elected for two-year terms by elections held in November of even numbered years. It is the mission of the Town Council of East Greenwich to set policy in order to provide all of its citizens with the highest quality basic services, directed toward community need, in a fiscally prudent manner. This includes providing responsive constituent services, keeping advised of issues important to constituents, maintenance of our small-town character and environment, support of a vibrant local economy, providing well-maintained facilities and programs for our citizens, and working as a team focused on the long-term interests of the community.

LEGAL SERVICES

The Municipal Legal Services account provides funding on a retainer basis for the Town Solicitor who is appointed by, and serve concurrently with, the Town Council. The Town’s attorneys attend all meetings of the Town Council, Zoning Board of Review and Planning Board, and provide legal assistance and advice to these bodies, as well as to the Town Manager and Town staff (exclusive of the School Department). The Town’s attorneys also provide advocacy on behalf of the Town, track State policy affecting the municipality, and assist with the drafting of additions and amendments to the Town Code as required.



The following law firms provide the Town with legal services:

- Ursillo, Teitz & Ritch, Ltd provides general municipal and special legal counsel representation
- Locke Lorde LLP provides representation for bond related matters

Each of the Town’s legal services partners strive to be proactive, meeting with Town Officials to anticipate and avoid potential problems before they arise.

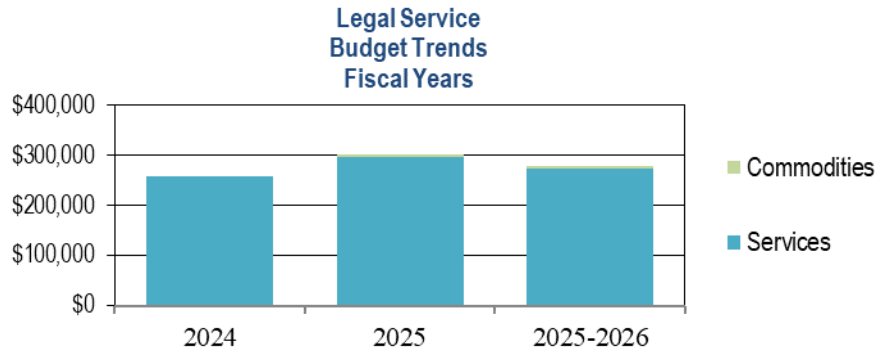
Functions

The principle functions of Legal Services include, but are not limited to:

- Provide general municipal legal services, assistance, and advice to the Town Manager, Town staff, and Town boards and commissions
- Provide labor and employment law related legal services, assistance, and advice
- Accept service of process on behalf of the Town and defend the Town in all lawsuits not handled by the Town’s insurance carrier
- Address liability claims with the Town’s insurer
- File actions on behalf of the Town where necessary for civil remedies, including enforcement actions against public nuisances and violations of all Town Ordinances
- Represent the Town at sessions of the General Assembly regarding various municipal bills which are being supported or opposed by the Town
- Attend all meetings of the Town Council, Planning Board, and Zoning Board of Review, as well as other Town board meetings on an as needed basis
- Assist with the drafting of additions and amendments to the Town Code, as required
- Assist with the preparation of long-range planning documents, including the Comprehensive Community Plan, the Multi-Hazard Mitigation Plan, and other policy-based guidance documents
- Assist the Town Manager and all municipal Departments with legal interpretation of Town Ordinances and State Law

FY 2025-2026 Expenditure Statements

Legal Services	2024 Actual	2025 Adopted	2025 Projected	2025-2026 Proposed	Increase Over Prior Year
Services	\$257,493	\$297,670	\$240,000	\$275,000	-\$22,670
Commodities	0	5,000	0	5,000	\$0
Subtotal Operating Expenditures	\$257,493	\$302,670	\$240,000	\$280,000	-\$22,670
Total Expenditures	\$257,493	\$302,670	\$240,000	\$280,000	-\$22,670



14040	Legal Services/Town Solicitor	2023-2024 Actual	2024-2025 Adopted	2024-2025 Projected	2025-2026 Proposed	Percent Change
14040	00081 Professional Services	\$257,493	\$297,670	\$240,000	\$275,000	-7.6%
14040	Subtotal Services	\$257,493	\$297,670	\$240,000	\$275,000	-7.6%
14040	00135 Miscellaneous Expenses	\$0	\$5,000	\$0	\$5,000	0.0%
14040	Subtotal Commodities	\$0	\$5,000	\$0	\$5,000	0.0%
14040	Total Legal Services	\$257,493	\$302,670	\$240,000	\$280,000	-7.5%



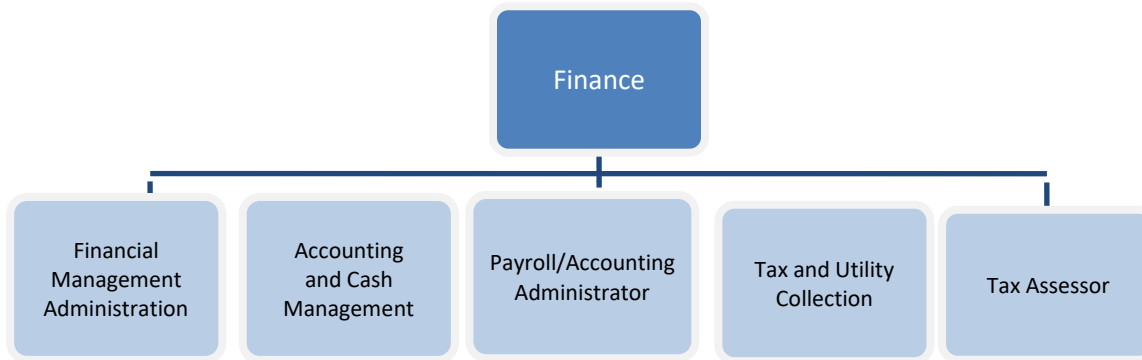
Finance Department	5 - 1
Information Technology	5 - 5
Planning Department	5 - 8
Community Services, Harbor Management, Senior & Human Service	5 - 14

**FISCAL YEAR 2025-2026 PROPOSED
MUNICIPAL BUDGET PROGRAM
TOWN OF EAST GREENWICH, RHODE ISLAND**



Acct Number	Acct Description
4210	Finance

Organizational Chart



Mission Statement

The mission of the Finance Department is to lead the Town’s financial management efforts and to serve the public, and all officials and departments of the Town as an information gathering and control center, providing both internal and external reports relative to any financial information involving the Town business in a timely, efficient, and effective manner. The key financial objectives include maintaining strong bond ratings, and implementing a Best Practices Financial Reporting and Accounting control system. The Finance Department ensures the integrity and accuracy of the Town’s financial transactions in accordance with applicable accounting standards, Town ordinances, state statutes, and federal laws.

The Tax Division provides for the orderly valuation of all real estate, commercial and tangible personal property located in the Town of East Greenwich. The primary objective of the Department is to discover, list, and value all taxable and exempt property, to ensure that assessments are made properly and uniformly, and that the tax roll, when completed, is a true and accurate account of all ratable property in the jurisdiction.

Functions

The Finance Department is responsible for the Town’s financial, tax and utility collections, tax assessing, accounting control and cash management, financial reporting, and debt management policies and practices. The principal programs, services, and activities offered by the Finance Department include, but are not limited to the following.

FINANCIAL MANAGEMENT

- Prepare the annual comprehensive financial report (AFR) which provides accurate and meaningful information concerning the town’s financial status and performance
- Provide guidance, research, and financial analysis to the organization



- Manage the Town's cash and debt and prepares a financing plan to the Town Manager for review and consideration within the Capital Improvement Program (CIP)
- Schedule bond issues consistent with the CIP financing plan, prepare official statements for bond issuance, and meet with rating agencies to attain rating for bond sales
- Guide the overall financial affairs of the Town and adhere to all laws and regulations
- Assist the Town Manager in the coordination and development of the Town's budget
- Provide timely and accurate monthly, quarterly, and annual financial reporting to the Town Manager, as well as on an as needed basis
- Maintain and update appropriate internal controls, financial policies, and procedures
- Ensure that Town funds are used for appropriate purposes and are recorded within approved budgetary functions/objects

ACCOUNTING AND CASH MANAGEMENT

- Administer cash management accounts receivable and accounts payable responsibilities
- Reconcile cash and invest funds in a financially prudent manner to maximize interest income; ensure that funds designated for the Town are received and properly recorded
- Pay bills within payment terms of invoice or request for payment, or take advantage of offered discounts; process payments to employees, vendors, and citizens ensuring all Town obligations are paid accurately and timely
- Complete financial statements and assist in the preparation of the comprehensive annual report
- Process and administers the payroll responsibilities of the Town, including the completion of state and federal reports, submission of monthly pension obligations and deductions, and the issuance of W-2s, 1095s and 1099s
- Administer grants to ensure funds are expended for intended purpose and reimbursement requests are submitted in a timely manner in accordance with generally accepted accounting principles (GAAP)

TAX AND UTILITY COLLECTION

- Act as the central processing office for revenue from all Town departments
- Collect and record the receipt of all local taxes: real estate, commercial, and tangible
- Collect and record receipt of revenues from the Town's Wastewater user fees
- Enforce delinquent collections of taxes through various collection methods
- Submit delinquent motor vehicle and tangible personal property accounts to the Town's collection agency annually
- Maintain and coordinate annual Tax Sale for delinquent real estate and sewer accounts

TAX ASSESSOR

- Discover, list, and value all taxable and exempt real estate, vehicles, and tangible property
- Prepare annual tax roll detailing a true and accurate account of all ratable property
- Coordinate all activities related to the 3-year property revaluation cycles, with full revaluations every nine years and two statistical revaluations in the third and sixth years
- Administer state and local exemption and abatement programs
- Prepare appeal hearings and serve as a liaison for the Assessment Board of Review
- In specification of all building permits
- Provide information and reports to the State of Rhode Island Department of Revenue for certification, new legislation fiscal impact inquiries as well as general inquiries



FY 2025-2026 Goals & Objectives

Goals & Objectives

G1: Develop and maintain a transparent, efficient budget process and maintain the highest standards of financial reporting and transparency. Obj 1.1: Produce the Annual Financial Report (AFR) within Q2, Obj 1.2: Complete an analysis to identify requirements to transition from current financial reporting to full GFOA Annual Comprehensive Financial Report (ACFR). Obj 1.3: Publish quarterly financial reports on the Town website within 30 days of quarter-end.

G2: Strengthen long-term financial sustainability and resilience. Obj 2.1: Maintain or improve Aa1 bond rating with Moody's, Obj 2.2: Maintain a general fund reserve at 17% of subsequent years budget, Obj 2.3: Review and update financial policies annually to ensure alignment with best practices, Obj 2.4: Complete quarterly projections and share with department directors to enhance understanding of financial position and support policy.

G3: Implement a transparent, efficient budget process. Obj 3.1: Complete budget adoption on/before June 10, Obj 3.2: Expand citizen engagement in the budget process through annual public hearings and online budget information, Obj 3.3: Work to provide a budget document consistent with GFOA's Distinguished Budget Award requirements.

G4: Optimize investment returns while ensuring safety and liquidity. Obj 4.1: Review and update investment policy to maximize returns within risk parameters, Obj 4.2: Achieve investment returns exceeding the benchmark by 5 basis points.

G5: Ensure accuracy and fairness in revenue collection and forecasting of expenditures. Obj 5.1: Achieve 98% collection rate for all major revenue sources, Obj 5.2: Enhance budget accountability by closing the gap in variances between budgeted and actual expenditures and revenues with more precise budgeting practices.

G6: Maximize utilization of external funding sources to supplement local revenues. Obj 6.1: Monitor the availability of State and Federal grants for special projects and/or provide resources to underwrite the operational costs of general department functions and programming, Obj 6.2: Review current fee schedule to determine where adjustments can be made to all other revenue sources related to licenses, permits and fees.

G7: Enhance financial systems and processes to improve efficiency and accessibility. Obj 7.1: Implement digital document management system for finance records, Obj 7.2: Improve functionality and reporting for the benefit of system end users and the reporting audience, Obj 7.3: Evaluate and implement process improvements that reduce redundancy and increase department efficiency.

G8: Maintain accurate and comprehensive property assessment records for all taxable and exempt properties within the town. Obj 8.1: Process all exemption and abatement applications within established deadlines within 99% accuracy, Obj 8.2: Complete 90% of property inspections for new building permits within 30 days of issuance.

G9: Ensure fair and equitable valuation of all real estate, commercial and tangible property. Obj 9.1: Reduce the number of successful assessment appeals by 10% through improved initial valuation methodology, Obj 9.2: Track the ratio between assessed property values and actual sales prices on an annual basis, aiming to maintain a median (assessed value/sales price) ratio between 85-95%

G10: Execute timely completion of assessment cycles, including the 3-year revaluation schedule. Obj 10.1: Complete the upcoming statistical revaluation on schedule and within allocated resources, Obj 10.2: Ensure timely submission of all required reports to the State Department of Revenue with zero compliance exceptions.

G11: Provide transparent and accessible service to taxpayers regarding assessment process and appeals. Obj 11.1: Implement enhanced digital tools to improve public access to assessment information and services and Obj 11.2: Provide staff with professional development opportunities to maintain certification and stay current with industry best practices

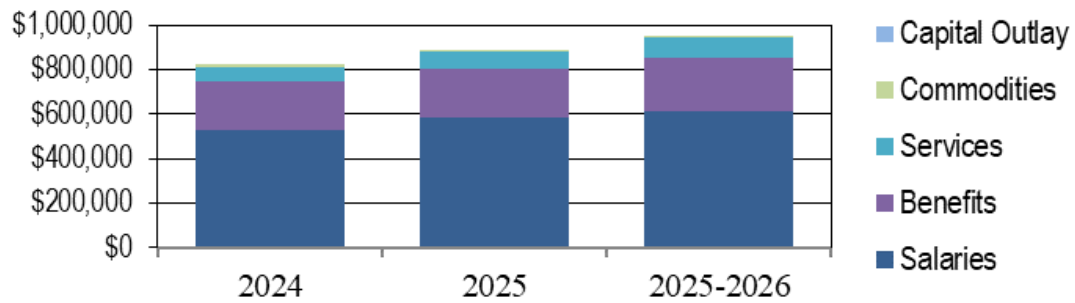


FY 2025-2026 Expenditure Statements

Finance Department	2024	2025	2025	2025-2026	Increase Over Prior Year
	Actual	Adopted	Projected	Proposed	Year
Personnel FTE*	8.00	8.00	8.00	8.00	0.00
Salaries	\$529,333	\$582,423	\$569,060	\$612,784	\$30,361
Benefits	218,176	224,097	229,905	244,764	20,667
Subtotal Personnel Expenditures*	\$747,509	\$806,520	\$798,965	\$857,548	\$51,028
Services	\$63,788	\$73,900	\$67,105	\$84,900	\$11,000
Commodities	11,243	4,900	5,585	4,900	0
Capital Outlay	0	0	0	0	0
Subtotal Operating Expenditures	\$75,031	\$78,800	\$72,690	\$89,800	\$11,000
Total Expenditures	\$822,540	\$885,320	\$871,655	\$947,348	\$62,028

**Please note the Personnel FTE and expenditure figures shown above represent only the personnel FTE and expenditures allocated to the Finance Department. Some roles may be allocated across additional accounts.*

**Finance Department
Budget Trends
Fiscal Years**



General Fund (0101) Finance (4210), *continued*



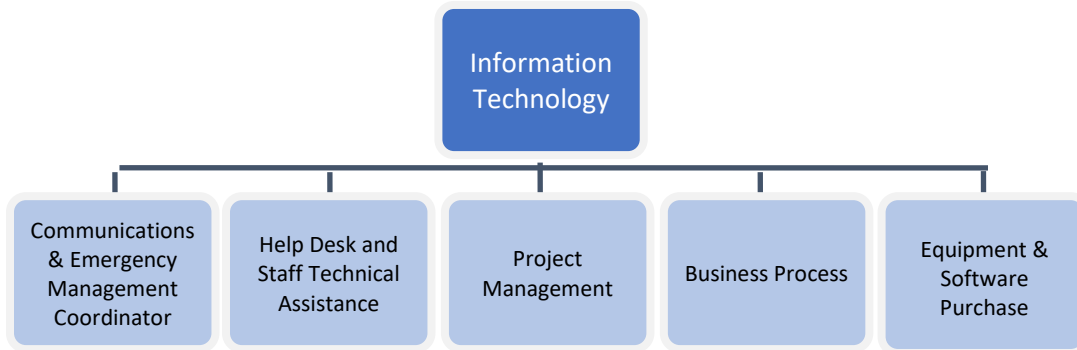
14210	Finance Department	2023-2024 Actual	2024-2025 Adopted	2024-2025 Projected	2025-2026 Proposed	Percent Change
14210	00002 Full-Time Employees	\$526,673	\$579,156	\$565,920	\$609,450	5.2%
14210	00008 Overtime	\$54	\$400	\$280	\$400	0.0%
14210	00004 Longevity	\$2,606	\$2,867	\$2,860	\$2,934	2.3%
14210	Subtotal Wages	\$529,333	\$582,423	\$569,060	\$612,784	5.2%
14210	522250 FICA	\$39,062	\$44,560	\$42,360	\$46,880	5.2%
14210	522300 Municipal Employees Retirement	\$25,856	\$25,475	\$27,850	\$31,500	23.7%
14210	522302 TIAA CREF	\$5,545	\$5,995	\$6,045	\$6,420	7.1%
14210	522818 Health Insur-Active Employees	\$126,198	\$127,147	\$131,600	\$136,750	7.6%
14210	522820 Health Insur-Retirees	\$15,090	\$13,667	\$15,285	\$15,656	14.6%
14210	522822 Dental Insur-Active Employees	\$4,143	\$4,433	\$3,950	\$4,700	6.0%
14210	522860 Clothing Maintenance	\$913	\$913	\$750	\$913	0.0%
14210	522850 Life Insurance	\$1,220	\$1,257	\$1,415	\$1,295	3.0%
14210	552840 Insurance BuyBack	\$150	\$650	\$650	\$650	0.0%
14210	Subtotal Benefits	\$218,176	\$224,097	\$229,905	\$244,764	9.2%
14210	00027 Advertising	\$107	\$50	\$25	\$50	0.0%
14210	00053 Continuing Education	\$535	\$0	\$0	\$0	0.0%
14210	11515 Membership Dues	\$1,035	\$1,500	\$1,475	\$1,500	0.0%
14210	00131 Printing Expenses	\$350	\$600	\$350	\$600	0.0%
14210	00159 Tax Book	\$0	\$250	\$0	\$250	0.0%
14210	00163 Audit & Accounting	\$41,250	\$51,500	\$41,500	\$60,000	16.5%
14210	00171 Training/Conferences	\$1,278	\$0	\$325	\$2,500	0.0%
14210	00375 Postage	\$19,233	\$20,000	\$23,020	\$20,000	0.0%
1421014	00350 NEW EQUIPMENT	\$0	\$0	\$410	\$0	0.0%
14210	Subtotal Services	\$63,788	\$73,900	\$67,105	\$84,900	14.9%
14210	00256 Office Materials & Supplies	\$10,969	\$4,500	\$5,335	\$4,500	0.0%
14210	00208 Books & Subscriptions	\$274	\$400	\$250	\$400	0.0%
14210	Subtotal Commodities	\$11,243	\$4,900	\$5,585	\$4,900	0.0%
14210	Total Finance Department	\$822,540	\$885,320	\$871,655	\$947,348	7.0%

General Fund (0101) Information Technology (4215)



Acct Number	Acct Description
4215	Information Technology

Organizational Chart



Mission Statement

It is the mission of the Information Technology (IT) Division to provide all Town Departments with technological assistance, uniformity, and control in the analysis, design, development, and functionality of all technology related projects and computer system services.

Functions

The IT Division has duties which include, but are not limited to the following:

- Provide oversight and project management for any Town project involving technology
- Maintain the hardware and software needs for all Town locations
- Create a standards-based database environment, while increasing productivity and functionality for Town to serve the public
- Assist all Town departments with streamlining their business processes to gain efficiencies and better serve our constituents
- Adhere to cybersecurity best practices and create awareness among staff
- Establish traditional audit trails and controls
- Assist in the training and orientation of technology users
- Adapt to changing technologies; adopt new and emerging technologies
- Empower Town staff to embrace and utilize technology

General Fund (0101) Information Technology (4215), *continued*



FY 2025-2026 Goals & Objectives

Goals & Objectives

Developing and maintaining the Town IT Strategic Plan, focusing on supporting business processes in departments such as public safety, facilities management, and public works.

Aligning technology investments with priorities like mandated requirements, leveraging prior investments, enhancing security, improving service quality, and ensuring a current and supportable technology infrastructure.

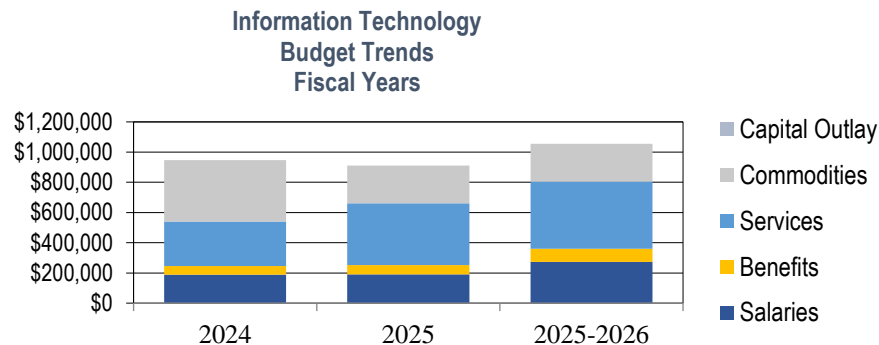
Establishing standards and policies for areas including project management, systems development, service delivery, personnel management, and technical architecture.

Ensuring the protection of information from unauthorized access and maintaining appropriate levels of confidentiality for citizens, businesses, and employees.

FY 2025-2026 Expenditure Statements

Information Technology	2024	2025	2025	2025-2026	Increase Over Prior Year
	Actual	Adopted	Projected	Proposed	
Personnel FTE*	2.00	2.00	2.00	2.00	0.00
Salaries	\$187,996	\$190,670	\$237,503	\$273,464	\$82,794
Benefits	58,243	60,426	73,517	87,219	26,793
Subtotal Personnel Expenditures*	\$246,239	\$251,096	\$311,020	\$360,683	\$109,587
Services	\$294,272	\$410,500	\$435,475	\$443,311	\$32,811
Commodities	406,329	249,500	236,657	251,100	1,600
Capital Outlay	0	0	0	0	0
Subtotal Operating Expenditures	\$700,601	\$660,000	\$672,132	\$694,411	\$34,411
Total Expenditures	\$946,840	\$911,096	\$983,152	\$1,055,094	\$143,998

*Please note the Personnel FTE and expenditure figures shown above represent only the personnel FTE and expenditures allocated to the IT Department. Some roles may be allocated across additional accounts.



General Fund (0101) Information Technology (4215), *continued*



14215		Information Technology	2023-2024 Actual	2024-2025 Adopted	2024-2025 Projected	2025-2026 Proposed	Percent Change
14215	000002	Full-Time Employees	\$187,996	\$190,670	\$237,503	\$273,464	43.4%
14215		Subtotal Wages	\$187,996	\$190,670	\$237,503	\$273,464	43.4%
14215	522250	FICA	\$13,544	\$14,586	\$17,755	\$21,380	46.6%
14215	522300	Municipal Employees Retirement	\$9,144	\$8,561	\$11,720	\$14,476	69.1%
14215	522302	TIAA CREF	\$1,851	\$1,907	\$2,405	\$2,795	46.6%
14215	522818	Health Insur-Active Employees	\$32,286	\$33,910	\$39,860	\$46,625	37.5%
14215	522822	Dental Insur-Active Employees	\$1,137	\$1,181	\$1,382	\$1,535	30.0%
14215	522850	Life Insurance	\$281	\$281	\$395	\$408	45.2%
14215		Subtotal Benefits	\$58,243	\$60,426	\$73,517	\$87,219	44.3%
14215	00049	System Engineering	\$25,953	\$40,000	\$26,000	\$27,250	-31.9%
14215	00075	Hardware Maintenance	\$9,943	\$25,000	\$28,450	\$28,450	13.8%
14215	00076	Software Maintenance	\$254,153	\$300,000	\$320,730	\$325,171	8.4%
14215	00078	Web Site	\$0	\$19,000	\$22,940	\$22,940	20.7%
14215	00115	Membership Dues	\$0	\$1,500	\$0	\$0	-100.0%
14215	00139	Communication Maintenance	\$660	\$25,000	\$34,400	\$34,000	36.0%
14215	00210	Auto Parts	\$179	\$0	\$0	\$1,500	0.0%
14215	00210	Building Maintenance	\$3,384	\$0	\$0	\$0	0.0%
14215	580100	Miscellaneous Expense	\$0	\$0	\$2,955	\$4,000	0.0%
14215		Subtotal Services	\$294,272	\$410,500	\$435,475	\$443,311	8.0%
14215	00256	Office Supplies	\$70	\$1,500	\$1,000	\$1,000	-33.3%
14215	00220	Computer Supplies	\$6,159	\$25,000	\$16,600	\$16,600	-33.6%
14215	00244	Gasoline	\$411	\$500	\$360	\$500	0.0%
14215	00340	Hardware Equipment	\$79,302	\$72,500	\$73,287	\$70,000	-3.4%
14215	00341	Software Equipment	\$2,069	\$25,000	\$28,940	\$26,000	4.0%
14215	00451	Equipment Lease	\$53,114	\$45,000	\$39,820	\$52,000	15.6%
14215	00385	Telecommunications	\$135,204	\$80,000	\$76,650	\$85,000	6.3%
14215	590999	Transfer to Other Funds	\$130,000	\$0	\$0	\$0	0.0%
14215		Subtotal Commodities	\$406,329	\$249,500	\$236,657	\$251,100	0.6%
14215		Total Information Technology	\$946,840	\$911,096	\$983,152	\$1,055,094	15.8%



Acct Number	Acct Description
4610	Planning Department

Organizational Chart



The **Planning Director** supervises and coordinates all community planning and development functions in accordance with the Town’s Code of Ordinances and Comprehensive Community Plan. This includes overseeing the Planning Department staff responsible for commercial site and housing development reviews under the Development and Subdivision Review Regulations and Zoning Ordinance. Additionally, the Planning Director administers several boards and commissions: the Planning Board, Zoning Board, Technical Review Committee, Historic District Commission, Historic Cemetery Commission, Municipal Land Trust, and Affordable Housing Commission. Specifically, the Planning Director oversees the Planning Board, Technical Review Committee, and Municipal Land Trust, serving as Administrative Officer to the Planning Board alongside the Town Planner. Central to the role is fostering public trust and confidence in the Planning Department through transparent, professional, and integrity-driven practices, dedicated to serving the community's best interests.

The **Town Planner** assists the Planning Director in overseeing, coordinating, and directing the administration of Planning Department services. This position serves as a key point of contact for residents, the business community, and the general public, providing information on current land use and development issues. The Town Planner also administers the Zoning Board and is responsible for interpreting and enforcing the Zoning Ordinance. The Town Planner plays a vital part in guiding land use and development to ensure it aligns with the community's goals and values while meeting all regulatory requirements. Providing excellent customer service is central to this position, including offering personal attention to individual inquiries, delivering accurate and detailed information, and responding to requests or complaints in a timely manner.

The **Planning Analyst** supports a variety of Planning Department projects, balancing administrative responsibilities with technical research and analysis. This role requires a strong understanding of departmental operations, policies, and procedures, as well as proficiency in Geographic Information Systems (GIS) and other technology tools. The Planning Analyst also manages long-term document organization for the department and serves as the administrator for the Historic District Commission. Additionally, the Planning Analyst assists the Town Planner in delivering high-quality customer service to the community.



Mission Statement

The Planning Department maintains the Comprehensive Plan, Zoning Ordinance, the Development and Subdivision Review Regulations and all related maps that provide the policy and regulatory bases for land use and development as mandated by State and local laws. The Planning Department advises the Town Manager, Town Council and its boards, commissions, residents, the business community and the general public on current land use and development concerns. The Planning Department is committed to promoting a well-designed, physically integrated, livable and prosperous community. It provides the community with personal attention, accurate and detailed information, and timely responses in a manner that instills public trust and confidence while exceeding service expectations. The Planning Department strives to build and maintain public trust and confidence in the Department's activities. This involves conducting duties with transparency, professionalism, and integrity, and demonstrating a commitment to serving the best interests of the community.

The Planning Department, in coordination with the Department of Public Works, maintains the Town's Geographic Information System (GIS). The goal of this system is to provide access to accurate geographic information about the Town, as a tool in decision-making for Town government and its citizens. This is accomplished through the development and maintenance of a functioning computer database and graphic interface that excels in providing geographic information and through linkage of this geographic data to other State and Town databases. This information, whether on the computer screen or on a printed map, enables the work of town departments and provides citizens with direct access to information which affects their lives.

Of the Town's 12 formal, permanent, appointed boards and commission, the Planning Department is responsible for seven (7) of them. They include:

The Affordable Housing Committee (AHC) – The AHC promotes programs and services designed to ensure that East Greenwich meets its state-mandated minimum of at least ten percent (10%) of all housing units in Town being designated as affordable via deed restriction, subsidy, or other means. They work with and educate the Planning Board and Planning Department as they move toward recommending ordinance revisions pertaining to inclusionary zoning, density bonuses, and land donations as set asides for affordable housing developments.

The Historic Cemetery Commission (HCC) – Their mission is to raise awareness about this important piece of our history and to preserve the Town's 95 historic cemeteries. The HCC maintains an inventory of historical cemeteries within the Town; increase awareness among affected property owners and the general public about the importance of such sites; formulate, develop and recommend plans and programs to restore, rehabilitate and maintain historical cemeteries; recommends to the Town Council any actions, as may be necessary, to implement such plans and programs; investigate sources of funds to carry out their plan and programs, including fundraising, grants, Town Council appropriations and/or sponsorships.

The Historic District Commission (HDC) – Has purview over the construction, exterior alteration, repair, moving, and demolition of all buildings and structures within the historic districts or otherwise zoned as outlying "historic" properties.



General Fund (0101) Planning (4610), *continued*

The Municipal Land Trust – The Land Trust advises the Town Council and Town Manager on matters related to land conservation and permanent protection of the special places that contribute to the overall quality of life for current and future residents and ensure opportunities exist for connecting people to the farmlands, woodlands, open fields and waterways that enhance the community. The EGMLT advises the Town Council and Town Manager on the acquisition of land, development rights, and/or conservation easements consistent with the Town’s Comprehensive Plan; assists landowners who are interested in protecting their property from future development by serving as a resource clearinghouse regarding appropriate strategies, methods, and funding source for such conservation; and assist the Town in promoting its open spaces, forests, and shoreline for public enjoyment and recreation and in promoting the value of its conserved farmland for agricultural use.

The Planning Board – The Planning Board is charged with promoting the health, safety, and welfare of the Town’s citizens through adoption and implementation of the rules and regulations pertaining to the subdivision and development of land. They are also responsible for maintenance of the Town’s Comprehensive Plan and have other advisory duties.

The Zoning Board of Review (ZBR) – The Zoning Board is charged with hearing all petitions for zoning relief; projects not compliant with the use or dimensional standards established by the Zoning Code. It also hears appeals of decisions of the Building Official and the Historic District Commission.

The Technical Review Committee (TRC) – The Technical Review Committee is comprised of the Town Manager, Director of Public Works, Chief of Police, Fire Chief, Director of Parks and Recreation, Building Official/Zoning Enforcement Officer, and the Director of Planning, or their assigns, for the purpose of reviewing, commenting and making recommendations to the Planning Board or administrative officer, as set forth in the Development and Subdivision Review Regulations.

Functions

PLANNING DEPARTMENT

The Planning Department’s duties include, but are not limited to:

- Administer and implement the Town’s long-range land use planning and growth management efforts;
- Coordinate and provide staff support for updates to the East Greenwich Comprehensive Community Plan;
- Maintain, update, and enhance the Town’s Zoning Ordinance and review applications for Zoning Ordinance amendments;
- Draft amendments to update the Town’s Development and Subdivision Review Regulations as necessary;
- Administer the Technical Review Committee which reviews applications for land development and subdivision projects under the Town’s Development and Subdivision Review Regulations and Zoning Ordinance;
- Provide administration, coordination, development, and support functions regarding affordable housing production, planning for natural hazards and climate change, environmental and natural



General Fund (0101) Planning (4610), *continued*

resource protection, economic development, historic preservation, and long-term community resiliency;

- Perform grant writing and grant administration;
- Provide management oversight of Geographic Information System (GIS);
- Provide direct staff support to seven (7) formal, permanent, appointed boards and commission of the Town;
- Provide support to the Town Manager and other Town departments in municipal policy development relative to land use.
- Implement the new State mandated electronic permitting system for the Zoning Board and Development and Subdivision Review applications.

GEOGRAPHICAL INFORMATION SYSTEMS (GIS)

The GIS provides but are not limited to, the following:

- Development and maintenance of Town’s GIS data layers;
- Provide geospatial analysis and decision-making support services to Town departments;
- Link GIS data layers with Town databases and software;
- Provide access to GIS data and map production capability to Town staff;
- GIS data distribution and map sales to the public;
- Provide custom map production services to Town departments;
- Incorporate evolving GIS and spatial technological changes into the Town’s GIS.

FY 2025-2026 Goals & Objectives

Goals & Objectives

Finalize the Parking Study to address current and future parking concerns in Main Street and the surrounding downtown area. Implement the study's recommendations, generated from public meetings, to enhance existing parking options.

Implement the goals and objectives of the Waterfront Study

Initiate the updating of the Town’s Comprehensive Plan in accordance to Rhode Island’s Comprehensive Planning and Land Use Act.

Continue to update and expand the Development and Subdivision Review Regulations according to adopted State laws and community needs.

Implement the goals and objectives of the Town’s Community Resiliency Building Plan.

Continue to expand the newly established Document Management system of the Planning Department.

Continue to expand the existing GIS database and its capacities to better serve the staff and residents.

Initiate the Main Street Revitalization project funded by the Rhode Island Infrastructure Bank.

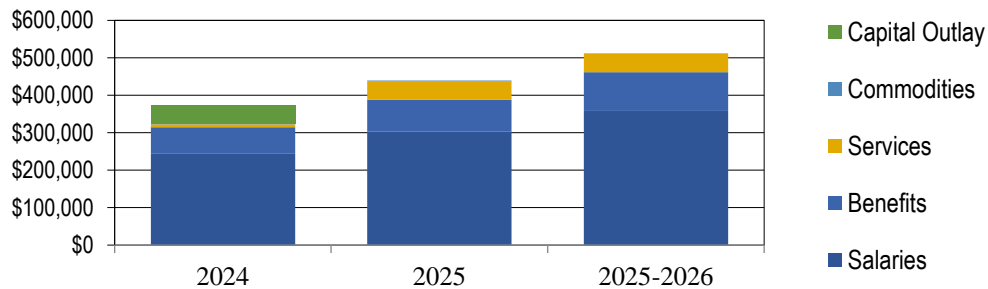
Using the OpenGov platform, implement the new State mandated electronic permitting system for the Zoning Board and Development and Subdivision Review applications.



FY 2025-2026 Expenditure Statements

Planning Department	2024	2025	2025	2025-2026	Increase Over Prior Year
	Actual	Adopted	Projected	Proposed	
Personnel FTE*	3	4	4	4	0.00
Salaries	\$244,185	\$303,032	\$284,375	\$358,585	\$55,553
Benefits	70,582	84,768	83,618	103,276	18,508
Subtotal Personnel Expenditures*	\$314,767	\$387,800	\$367,993	\$461,861	\$74,061
Services	\$7,713	\$50,250	\$11,735	\$49,550	(\$700)
Commodities	318	1,000	1,000	1,000	0
Capital Outlay	50,000	0	0	0	0
Subtotal Operating Expenditures	\$58,031	\$51,250	\$12,735	\$50,550	(\$700)
Total Expenditures	\$372,797	\$439,050	\$380,728	\$512,411	\$73,361

Planning Department
Budget Trends
Fiscal Years



General Fund (0101) Planning (4610), *continued*



14610	Planning Department	2023-2024 Actual	2024-2025 Adopted	2024-2025 Projected	2025-2026 Proposed	Percent Change
14610	00002 Staff Pay	\$244,185	\$303,032	\$284,375	\$358,585	18.3%
14610	Subtotal Wages	\$244,185	\$303,032	\$284,375	\$358,585	18.3%
14610	522250 FICA	\$18,523	\$23,182	\$21,532	\$27,435	18.3%
14610	522300 Municipal Employees Retirement	\$12,063	\$13,606	\$13,935	\$18,575	36.5%
14610	522301 TIAA Cref	\$2,714	\$3,319	\$3,146	\$3,890	17.2%
14610	522818 Health Insur-Active Employees	\$31,665	\$38,556	\$38,740	\$46,620	20.9%
14610	522820 Health Insurance - Retiree	\$2,614	\$2,797	\$2,950	\$3,204	14.6%
14610	522822 Dental Insur-Active Employees	\$448	\$675	\$690	\$835	23.7%
14610	522840 Insurance BuyBack	\$1,000	\$1,000	\$1,000	\$1,000	0.0%
14610	522850 Life Insurance	\$655	\$733	\$725	\$817	11.5%
14610	522860 Clothing Maintenance Allowance	\$900	\$900	\$900	\$900	0.0%
14610	Subtotal Benefits	\$70,582	\$84,768	\$83,618	\$103,276	21.8%
14610	00027 Advertising	\$345	\$1,200	\$700	\$1,000	-16.7%
14610	00053 Continuing Education	\$0	\$6,500	\$1,100	\$6,000	-7.7%
14610	00115 Membership Dues	\$1,388	\$1,450	\$1,435	\$1,450	0.0%
14610	00130 AP Revenue Service	-\$345	\$0	\$0	\$0	0.0%
14610	00131 PRINTING	\$0	\$1,100	\$500	\$1,100	0.0%
14610	00133 Professional Services	\$6,325	\$40,000	\$8,000	\$40,000	0.0%
14610	Subtotal Services	\$7,713	\$50,250	\$11,735	\$49,550	-1.4%
14610	00256 Office Supplies	\$318	\$500	\$500	\$500	0.0%
14610	Subtotal Materials/Supplies	\$318	\$500	\$500	\$500	0.0%
14610	00350 New Equipment	\$0	\$500	\$500	\$500	0.0%
14610	590999 Subtotal Transfer To Other Funds	\$50,000	\$0	\$0	\$0	0.0%
	Total Planning Department	\$372,797	\$439,050	\$380,728	\$512,411	16.7%

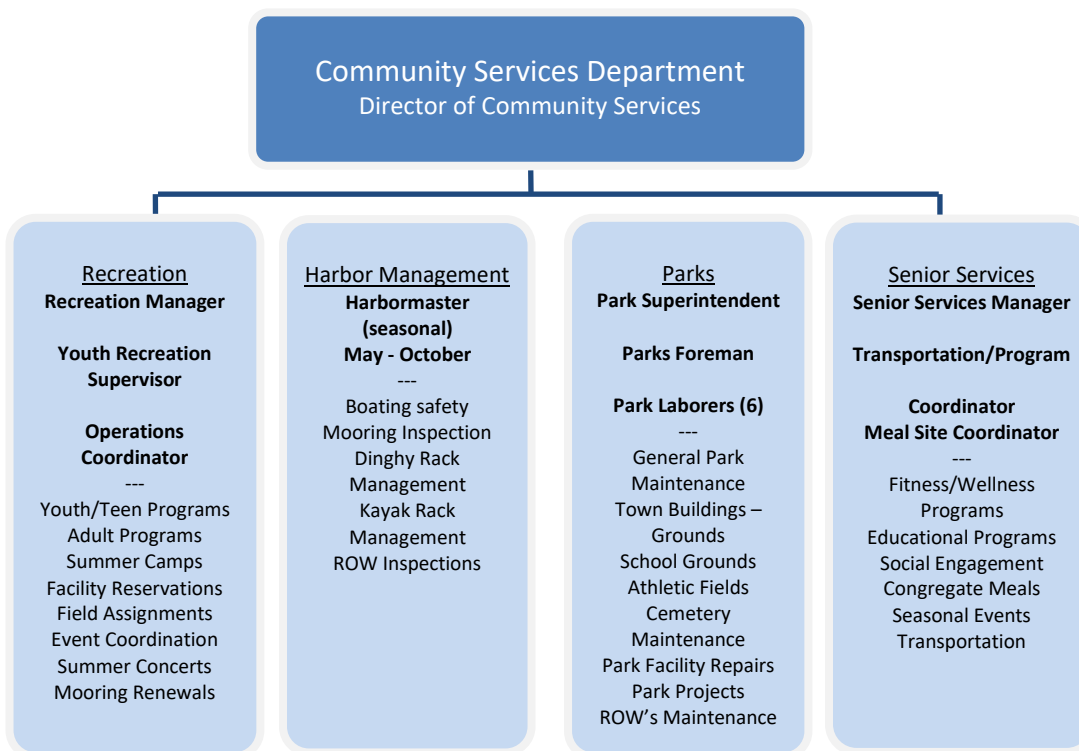


General Fund (0101) Community Services (4501,4520,4810 & 5025)

Please note, this section incorporates multiple accounts, each of which fall under the purview of the Community Services Department, and include the following:

Acct Number	Acct Description
4510	Recreation
4520	Parks
4810	Social Services (Senior Services)
5025	Community Parks

Organizational Chart



The Community Services Department provides effective and professional management and coordination of the following divisions: Recreation, Harbor Management, Senior Services and Parks.

The Department is committed to enhance the quality of life by providing safe, well-maintained parks and public places; a diverse offering of programs and services promoting health and wellness, safety of boating on public waters, preserving open space and historic resources; caring for people; strengthening the bonds of community; and creating opportunities for renewal, growth, and enrichment.



FY 2025-2026 Goals & Objectives

Goals & Objectives

G1 Advance Phase II Implementation of the Community Services Master Plan: Obj 1:1 Build upon initial progress by implementing second-phase recommendations from the master plan, with focus on addressing high-priority facility improvements and programming expansions identified through ongoing community feedback.

G2 Complete Swift Community Center Expansion: Obj 2:1 Utilize the secured state funding to complete key building improvements, finalize planning for the next phase of multi-use community center programming, and launch additional Learn365RI initiatives.

G3 Expand Diverse Youth and Teen Programming: Obj 3:1 Develop innovative programming specifically targeting middle and high school youth, with emphasis on outdoor adventure, STEM activities, and leadership development to address identified gaps in current recreational offerings.

G4 Complete Scalloptown Park Improvements: Obj 4:1 Finalize planning and begin implementation of enhancements to Scalloptown Park, including the potential development of a dog park area and other amenities identified through community input processes.

G5 Enhance Community-Wide Special Events: Obj 5:1 Revitalize and expand signature town events to foster community identity and economic development, with focus on incorporating diverse cultural elements and attracting participation from all geographic areas of town.

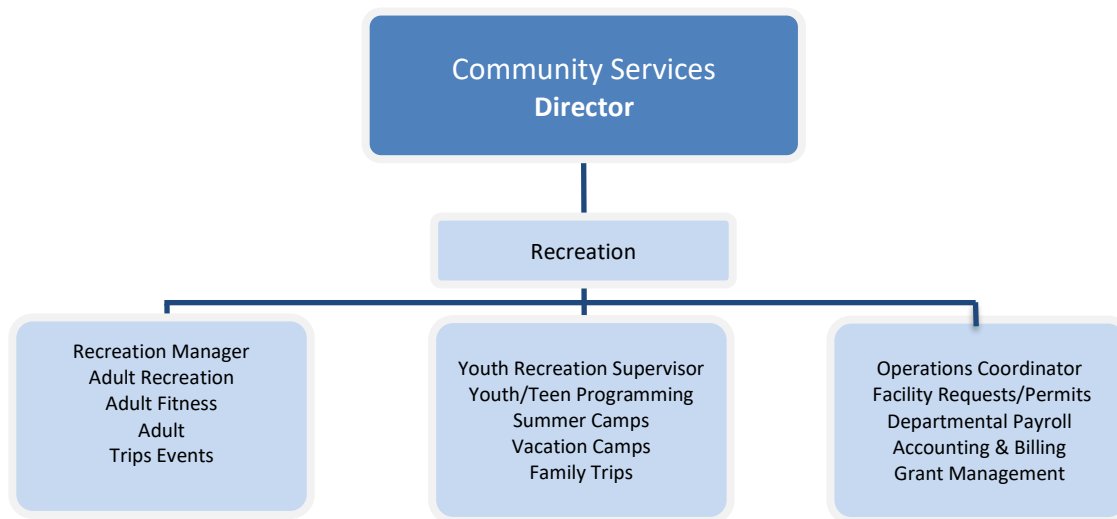
G6 Develop Comprehensive Senior Wellness Initiative: Obj 6:1 Expand evidence-based health and wellness programming at Swift Community Center, utilizing the expanded facility to integrate new fitness opportunities, preventative health screening, and social connection activities.

G8 Optimize MaintainX Asset Management System Implementation: Obj 7:1 Fully integrate the recently launched MaintainX platform across all Parks operations to streamline workflow management, enhance preventative maintenance scheduling, and improve interdepartmental communication. Develop comprehensive staff training protocols, establish standardized work order procedures, and implement performance metrics to quantify maintenance efficiencies, response times, and resource allocation. Leverage the system's data analytics capabilities to inform budget planning, identify recurring maintenance issues, and support long-term capital improvement decisions.

G9 External Grant Pursuit: Obj 8:1 Continue seeking and securing external grant funding to supplement local tax dollars for priority parks and recreation projects. Build on recent grant success by identifying new funding opportunities aligned with the Community Services Master Plan and developing compelling applications for waterfront improvements, recreational facilities, and program enhancements.



Organizational Chart



Mission Statement

The Recreation Division will improve the quality of life in East Greenwich by offering a diverse system of recreation and park facilities, programs, and services. The objective of the Department is to provide a well-rounded and balanced leisure services programming for all segments of the community by striving to attain the following objectives:

- Promote health and wellness through programs that encourage active lifestyles
- Connect all citizens to the community through increased cultural unity by offering programs and facilities that encourage inclusion and participation
- Promote life-long learning through recreational and cultural programs
- Facilitate community problem solving
- Strengthen community image and sense of place
- Maintain a high level of customer service to all patrons

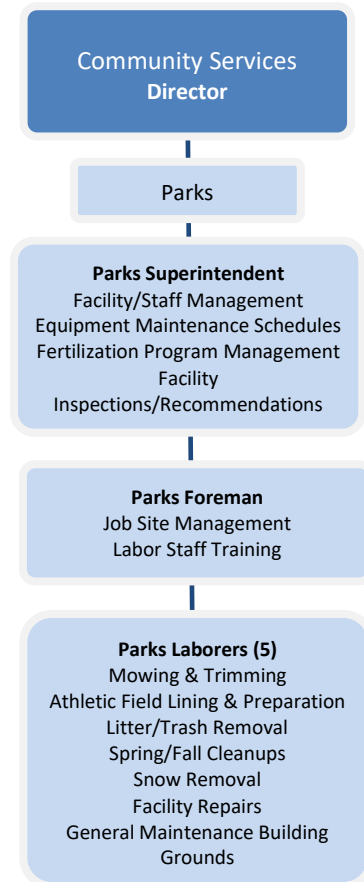
Functions

The Recreation Department is responsible for the organization and administration of all Town-sponsored recreation activities and facilities. The Department serves a variety of functions, including, but not limited to, the following.

- Oversee administration and management of the Recreation Division for year-round public recreation and enrichment programs and facilities for all ages
- Recruit and hire part time and seasonal employees for athletics, day camp, and community wide programs
- Utilize recreation management software for program and facility tracking, registration, and rentals
- Develop new programming to meet the needs of the community
- Perform ongoing assessment of programming to meet the current needs of the community



Organizational Chart



Mission Statement

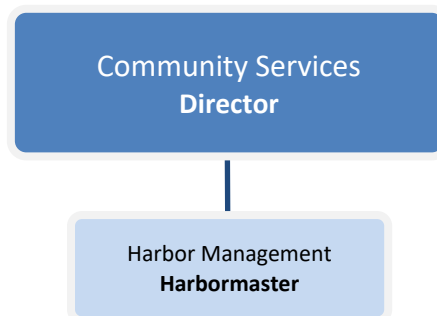
The Parks division is responsible for the care and maintenance of all Town parks, municipal grounds, athletic fields, school athletic fields, indoor recreation facilities, and various public spaces.

Functions

- Provide landscaping and general maintenance for a multitude of Town amenities, including but not limited to, landscaped beds and turf, open spaces, and selected Town buildings and structures.
- Plants, cultivates, trims, waters, and sprays ornamental plants, shrubs, hedges, trees, and flowers
- Mows, trims, fertilizes, and renovates grass and lawn areas
- Provide prompt, courteous, and effective service, emphasizing problem solving, inclusivity, and creativity.
- Performs general maintenance work on buildings, structures, and playground equipment in parks and landscaped areas
- Maintain and develop the network of municipal nature trails
- Carry out planned capital improvement projects that are identified annually in the Town's Capital Improvement Program



Organizational Chart



Mission Statement

The Harbor Management educates recreational boaters about the rules and regulations governing the use of Town waters in order to promote public safety and enjoyment. The Harbormaster also manages the Town's mooring fields, dinghy and kayak racks.

Functions

Principal functions include, but are not limited to:

- Educate recreational boaters about the rules & regulations governing the use of Town waters
- Provide for the safety of the boating public on the waters located in East Greenwich, through education and enforcement of State and local boating safety laws
- Assist Federal, State, and local government agencies on matters pertaining to the Town's waterways
- Manage the Town's mooring fields
- Perform boating safety checks
- Issue warnings for various boating violations, and in serious cases, issues citations

FY2025-2026 Expenditure Statements

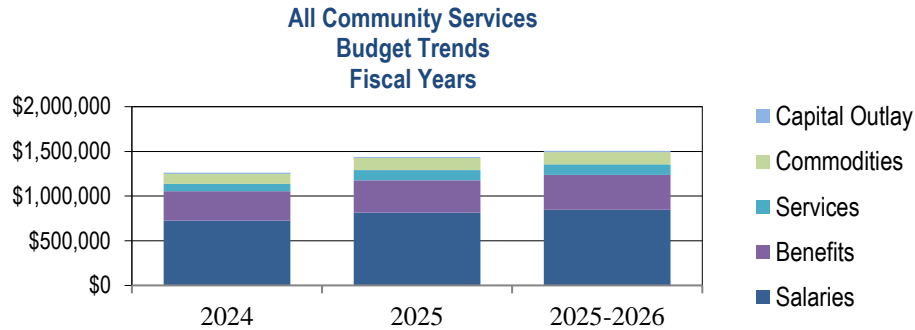
All Community Services	2024	2025	2025	2025-2026	Increase Over Prior Year
	Actual	Adopted	Projected	Proposed	
Personnel FTE*	10	11	11	11	0.00
Salaries	\$726,642	\$812,919	\$782,847	\$845,740	\$32,821
Benefits	329,637	363,448	349,522	\$391,353	27,905
Subtotal Personnel Expenditures*	\$1,056,279	\$1,176,367	\$1,132,369	\$1,237,093	\$60,726
Services	\$80,332	\$113,400	\$101,497	\$117,570	\$4,170
Commodities	111,025	138,000	128,245	\$137,750	(250)
Capital Outlay	16,087	10,000	9,850	14,000	4,000
Subtotal Operating Expenditures	\$207,444	\$261,400	\$239,592	\$269,320	\$7,920
Total Expenditures	\$1,263,723	\$1,437,767	\$1,371,961	\$1,506,413	\$68,646

General Fund Community Services, *continued*



(Includes: **Recreation, Community Services, and Parks & Grounds**)

*Please note the Personnel FTE and expenditure figures shown above represent only the personnel FTE and expenditures allocated to the Community Services Department. Some roles may be allocated across additional accounts.



14510	Recreation	2023-2024 Actual	2024-2025 Adopted	2024-2025 Projected	2025-2026 Proposed	Percent Change
14510	00008 Overtime	\$948	\$2,000	\$1,100	\$1,000	-50.0%
14510	00013 Indoor	\$792	\$12,500	\$9,797	\$10,000	-20.0%
14510	Subtotal Wages	\$1,740	\$14,500	\$10,897	\$11,000	-24.1%
14510	522250 FICA	\$133	\$1,110	\$855	\$842	-24.1%
14510	Subtotal Benefits	\$133	\$1,110	\$855	\$842	-24.1%
14510	00027 Advertising	\$0	\$100	\$100	\$100	0.0%
14510	00091 Harbormaster Supplies	\$3,605	\$4,300	\$4,300	\$4,300	0.0%
14510	00115 Dues	\$680	\$1,000	\$1,077	\$1,250	25.0%
14510	00118 Recreation Program	\$6,302	\$7,000	\$300	\$7,000	0.0%
14510	00177 Water	\$166	\$0	\$165	\$170	0.0%
14510	00222 Copy Costs	\$6,280	\$6,500	\$5,400	\$7,000	7.7%
14510	00256 Office Supplies	\$863	\$1,000	\$1,000	\$1,200	20.0%
14510	00270 Program Equipment	\$2,404	\$2,500	\$2,480	\$2,500	0.0%
14510	532004 Electricity	\$3,592	\$1,500	\$3,700	\$3,500	133.3%
14510	00403 Community Program	\$9,281	\$20,000	\$13,300	\$20,000	0.0%
14510	532008 Natural Gas	\$3,780	\$3,500	\$2,785	\$2,800	-20.0%
14510	Subtotal Services	\$36,954	\$47,400	\$34,607	\$49,820	5.1%
14510	00210 Building Maintenance	\$4,542	\$5,000	\$4,480	\$5,000	0.0%
14510	00244 Gasoline	\$1,346	\$2,000	\$1,430	\$2,000	0.0%
14510	00248 Janitorial Materials & Supp	\$412	\$1,000	\$1,000	\$1,500	50.0%
14510	Subtotal Commodities	\$6,300	\$8,000	\$6,910	\$8,500	6.3%
14510	Total Recreation	\$45,126	\$71,010	\$53,269	\$70,162	-1.2%

General Fund Community Services, *continued*



15025	Community Services	2023-2024 Actual	2024-2025 Adopted	2024-2025 Projected	2025-2026 Proposed	Percent Change
15025	00002 Full-Time Employees	\$700,964	\$771,329	\$748,420	\$813,370	5.5%
15025	00008 Overtime	\$0	\$0	\$85	\$0	0.0%
15025	00004 Longevity	\$16,210	\$11,590	\$11,550	\$12,370	6.7%
15025	00012 Out of class	\$28	\$0	\$75	\$0	0.0%
15025	00013 Program Staff	\$0	\$7,500	\$0	\$0	-100.0%
15025	Subtotal Wages	\$717,202	\$790,419	\$760,130	\$825,740	4.5%
15025	522250 FICA	\$53,822	\$60,470	\$58,150	\$63,170	4.5%
15025	522300 Municipal Employees Retirement	\$34,006	\$34,030	\$36,230	\$41,220	21.1%
15025	522302 TIAA CREF	\$6,654	\$7,411	\$7,188	\$7,666	3.4%
15025	522310 LIUNA	\$12,146	\$13,630	\$13,733	\$13,630	0.0%
15025	522312 Legal Fund	\$1,539	\$1,750	\$1,735	\$1,750	0.0%
15025	522818 Health Insur-Active Employees	\$190,623	\$212,052	\$198,720	\$228,120	7.6%
15025	522820 Health- Insur Retiree	\$10,237	\$13,195	\$13,145	\$14,290	8.3%
15025	522822 Dental Insur-Active Employees	\$7,200	\$7,771	\$7,140	\$8,015	3.1%
15025	522850 Life Insurance	\$2,635	\$2,714	\$2,895	\$2,735	0.8%
15025	522860 Uniforms And Other Clothing	\$10,055	\$8,700	\$8,850	\$9,300	6.9%
15025	Subtotal Benefits	\$328,916	\$361,723	\$347,786	\$389,896	7.8%
15025	00210 Building Maintenance	\$2,369	\$3,000	\$2,475	\$2,750	-8.3%
15025	Subtotal Commodities	\$2,369	\$3,000	\$2,475	\$2,750	-8.3%
15025	Total Community Services	\$1,048,487	\$1,154,617	\$1,110,391	\$1,218,386	5.5%

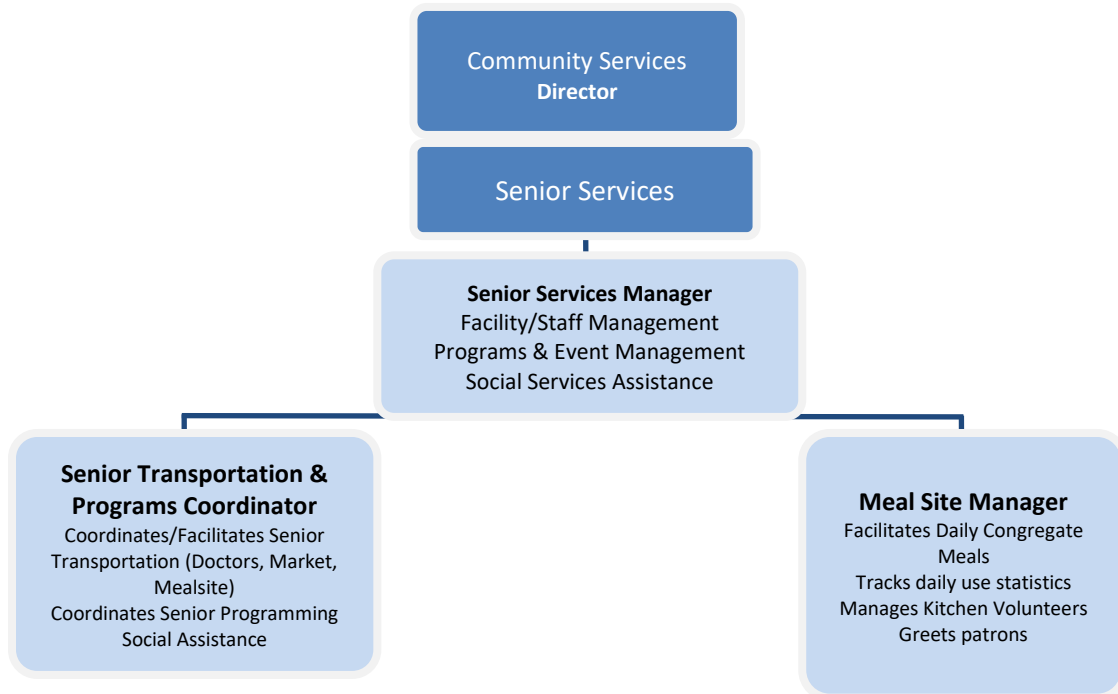
General Fund Community Services, *continued*



14520		Parks & Grounds	2023-2024 Actual	2024-2025 Adopted	2024-2025 Projected	2025-2026 Proposed	Percent Change
14520	00008	Overtime	\$7,700	\$7,000	\$11,820	\$8,000	0.0%
14520	00012	Out of Class	\$0	\$1,000	\$0	\$1,000	0.0%
14520		Subtotal Wages	\$7,700	\$8,000	\$11,820	\$9,000	12.5%
14520	522250	FICA	\$588	\$615	\$881	\$615	0.0%
14520		Subtotal Benefits	\$588	\$615	\$881	\$615	0.0%
14520	00057	Contracted Services	\$60	\$6,000	\$10,275	\$7,000	16.7%
14520	00073	Equipment Maintenance	\$8,609	\$10,000	\$9,525	\$11,000	10.0%
14520	00101	Leased Land	\$6,684	\$8,000	\$6,500	\$8,000	0.0%
14520	00109	Lighting Repairs	\$0	\$2,500	\$2,500	\$500	-80.0%
14520	00115	Dues	\$82	\$500	\$100	\$750	50.0%
14520	00177	Water	\$13,919	\$26,000	\$23,725	\$26,000	0.0%
14520	00194	PortaJohns	\$3,621	\$5,000	\$3,740	\$5,500	10.0%
14520	532004	Electricity	\$3,180	\$3,000	\$3,350	\$3,000	0.0%
14520	532008	Natural Gas	\$7,225	\$5,000	\$7,175	\$6,000	20.0%
14520		Subtotal Services	\$43,379	\$66,000	\$66,890	\$67,750	2.7%
14520	00202	Auto Parts	\$15,451	\$20,000	\$18,200	\$20,000	0.0%
14520	00236	Fertilizer -School	\$26,547	\$30,000	\$30,000	\$30,000	0.0%
14520	00238	Field Lining	\$7,496	\$8,000	\$6,500	\$8,000	0.0%
14520	00242	Diesel Fuel	\$15,116	\$13,000	\$16,075	\$14,000	7.7%
14520	00244	Gasoline	\$6,780	\$9,000	\$6,250	\$8,000	-11.1%
14520	00248	Janitorial Supplies	\$427	\$1,000	\$1,000	\$2,000	100.0%
14520	00250	Loam	\$5,464	\$11,000	\$8,350	\$11,500	4.5%
14520	00272	Park Supplies	\$4,645	\$8,000	\$7,560	\$9,750	21.9%
14520	00288	Seed & Sod	\$14,003	\$15,000	\$13,400	\$14,500	-3.3%
14520	00308	Chemicals	\$1,427	\$2,000	\$1,800	\$2,750	37.5%
14520	00351	HS Varsity Field Repair	\$5,000	\$5,500	\$5,450	\$6,000	9.1%
14520	550012	Maintenance Rehab	\$0	\$4,500	\$4,275	\$0	-100.0%
14520		Subtotal Commodities	\$102,356	\$127,000	\$118,860	\$126,500	-0.4%
14520	00350	New Equipment	\$16,087	\$10,000	\$9,850	\$14,000	40.0%
14520		Subtotal Capital Outlay	\$16,087	\$10,000	\$9,850	\$14,000	40.0%
14520		Total Parks & Grounds	\$170,110	\$211,615	\$208,301	\$217,865	3.0%



Organizational Chart



Mission Statement

The mission of the Senior Services Division is to promote, enhance and maintain the wellbeing, dignity and independence of person age 55 and older by providing programs, services and resources to meet present and future needs.

The department ensures excellence in service delivery, advocacy, and public policy dedicated to the needs of older residents of the Town of East Greenwich, their families, and caregivers through a single, visible, and responsive department.

Functions

SENIOR CENTER PROGRAMS

The Senior Center serves as the community’s single point of entry for access to and information about the various available services and activities for older adults, as well as a link to other local provider agencies, designed to support their independence, enhance their quality of life, and promote optimal aging. In addition to the social and recreational activities, Senior Services offers a daily congregate meal program, transportation services and trips, health promotion and screenings, volunteer opportunities, case management, educational programming, and information and referral services.

SENIOR TRANSPORTATION PROGRAM

The East Greenwich Senior Transportation service, which helps seniors (55+) maintain their independence in the community and prevent social isolation, is available to any resident (55+ years) of the Town. The goal of the program is to assist seniors with the instrumental activities of daily living by providing transportation to doctor and dentist appointments, grocery stores, banks, pharmacies, and retail shops. This service is available Monday through Friday and is managed by the Transportation/ Programming Coordinator. The



Senior Services Department will continue to promote this valuable service as a way for seniors to maintain their independence and stay active in the community.

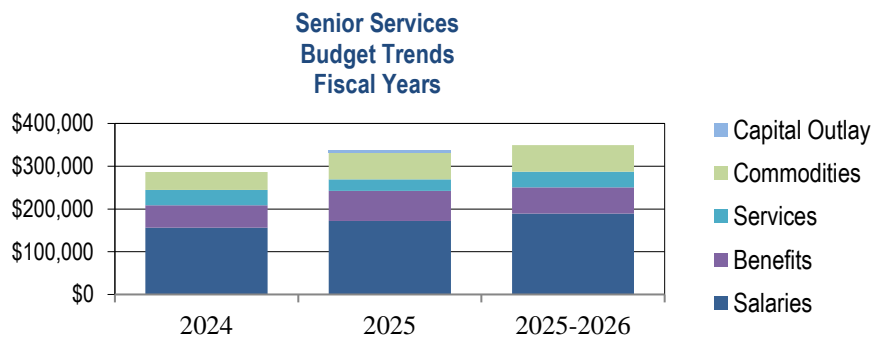
SENIOR NUTRITION PROGRAM

The Senior Nutrition Program provides meals daily at the Senior Center’s congregate meal site. The objective of this program is to provide the Town’s older persons with low cost, nutritious meals, and appropriate nutrition education. In addition to the primary health benefits of a balanced daily meal, seniors also receive the benefit of socialization with peers, as well as opportunities to take part in a variety of enrichment activities and services offered at The Center.

FY 2025-2026 Expenditure Statements

Senior Services	2024	2025	2025	2025-2026	Increase Over Prior Year
	Actual	Adopted	Projected	Proposed	
Personnel FTE*	5.00	5.00	5.00	5.00	0.00
Salaries	\$156,320	\$171,981	\$178,459	\$189,315	\$17,334
Benefits	52,558	70,555	57,308	61,474	(9,081)
Subtotal Personnel Expenditures*	\$208,878	\$242,536	\$235,767	\$250,789	\$8,253
Services	\$35,707	\$27,000	\$34,900	\$36,500	\$9,500
Commodities	42,205	62,350	61,135	61,750	(600)
Other	0	6,700	0	0	(6,700)
Subtotal Operating Expenditures	\$77,912	\$96,050	\$96,035	\$98,250	\$2,200
Total Expenditures	\$286,790	\$338,586	\$331,802	\$349,039	\$10,453

*Please note the Personnel FTE and expenditure figures shown above represent only the personnel FTE and expenditures allocated to the Community Services Department. Some roles may be allocated across additional accounts.



General Fund Community Services, *continued*



14810		Senior & Human Services	2023-2024 Actual	2024-2025 Adopted	2024-2025 Projected	2025-2026 Proposed	Percent Change
14810	00002	Staff Pay	\$141,817	\$154,481	\$162,100	\$170,815	10.6%
14810	00008	Overtime	\$0	\$0	\$40	\$1,000	0.0%
14810	00003	Temporary Help	\$14,503	\$17,500	\$16,319	\$17,500	0.0%
14810		Subtotal Wages	\$156,320	\$171,981	\$178,459	\$189,315	10.1%
14810	522250	FICA	\$11,578	\$13,160	\$13,350	\$14,485	10.1%
14810	522300	Municipal Employees Retirement	\$6,867	\$6,936	\$7,945	\$8,850	27.6%
14810	522301	TIAA Cref	\$1,536	\$1,710	\$1,790	\$1,880	9.9%
14810	522818	Health Insur-Active Employees	\$27,263	\$43,251	\$29,100	\$30,390	-29.7%
14810	522820	Health Insur-Retirees	\$2,614	\$2,797	\$2,950	\$3,204	14.6%
14810	522822	Dental Insur-Active Employees	\$1,001	\$1,377	\$807	\$835	-39.4%
14810	522840	Insurance Buyback	\$417	\$0	\$0	\$0	0.0%
14810	522850	Life Insurance	\$582	\$624	\$666	\$630	1.0%
14810	522860	Clothing Maintenance Allowance	\$700	\$700	\$700	\$700	0.0%
14810	540038	Uniforms	\$0	\$0	\$0	\$500	0.0%
14810		Subtotal Benefits	\$52,558	\$70,555	\$57,308	\$61,474	-12.9%
14810	00073	Equipment Maintenance	\$9,034	\$11,000	\$10,150	\$11,000	0.0%
14810	00115	Dues	\$86	\$100	\$100	\$100	0.0%
14810	00171	Training/Conferences	\$0	\$500	\$350	\$500	0.0%
14810	00177	Water	\$513	\$400	\$400	\$400	0.0%
14810	532004	Electricity	\$19,906	\$15,000	\$19,000	\$18,000	20.0%
14810	532008	Natural Gas	\$6,167	\$0	\$4,900	\$6,500	0.0%
14810		Subtotal Services	\$35,707	\$27,000	\$34,900	\$36,500	35.2%
14810	00202	Auto Parts & Supplies	\$2,130	\$4,000	\$2,925	\$3,750	-6.3%
14810	00210	Building Maintenance	\$4,918	\$15,500	\$15,700	\$15,000	-3.2%
14810	00244	Gasoline	\$3,388	\$3,700	\$3,610	\$3,500	-5.4%
14810	00248	Janitorial Supplies	\$4,103	\$4,200	\$4,200	\$4,200	0.0%
14810	00256	Office Supplies	\$1,440	\$1,700	\$1,700	\$2,000	17.6%
14810	00384	Newsletter	\$1,189	\$1,250	\$1,000	\$1,300	4.0%
14810	00407	Senior Programs	\$23,077	\$30,000	\$30,000	\$30,000	0.0%
14810	00350	New Equipment	\$1,960	\$2,000	\$2,000	\$2,000	0.0%
14810		Subtotal Commodities	\$42,205	\$62,350	\$61,135	\$61,750	-1.0%
14810		Total Senior & Human Services	\$286,790	\$338,586	\$331,802	\$349,039	3.1%



[Police Department](#)..... 6 - 1

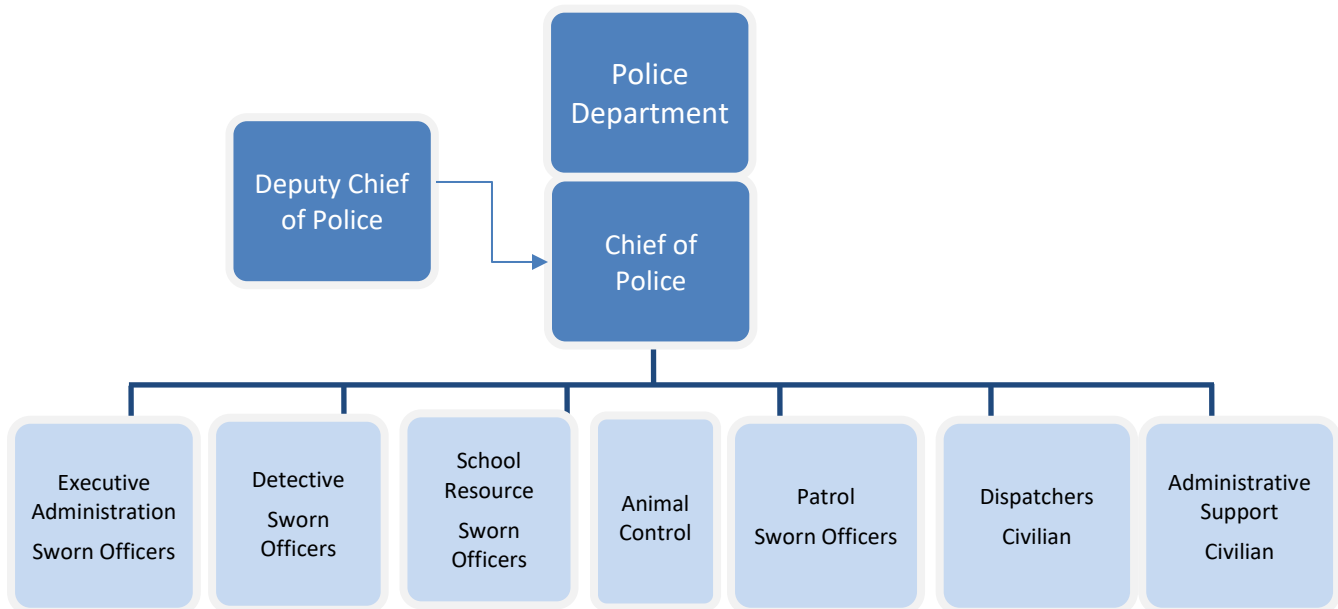
**FISCAL YEAR 2025-2026 PROPOSED
MUNICIPAL BUDGET PROGRAM
TOWN OF EAST GREENWICH, RHODE ISLAND**

General Fund (0101) Police (4320)



Acct Number	Acct Description
4320	Police Department

Organizational Chart



Mission Statement

The East Greenwich Police Department is a full-service department that prides itself on exceptional service to the community. Officers of the East Greenwich Police Department conduct their professional responsibilities in a disciplined manner pledging to uphold the laws of the Nation, State, Town Code, and Rules and Regulations of the East Greenwich Police Department. The Department is committed to delivering the highest level of police professionalism to the Citizens of East Greenwich in a sensitive and efficient manner within the rule of law which guarantees individual rights to all our citizens.

Functions

Principal functions of the Police Department include, but are not limited to:

- Identify, report, and remove a variety of public safety hazards and ensure citizen safety at every opportunity
- Investigate and prosecute all known criminal offenses
- Provide aid and counseling for a wide range of services from simple street directions to referrals of services of other agencies not provided by police
- Address traffic safety issues in the community:
 - Promote traffic safety initiatives through education and enforcement
 - Administer traffic detail program for road projects, etc.



- Interact cooperatively with the East Greenwich School Department, neighboring police departments, the RI State Police, multiple State and Federal agencies, and advocacy groups to form partnerships to keep East Greenwich a safe community
- Work in unison with Town Departments and multiple agencies on community emergency preparedness planning and administration; maintain state of readiness for emergency response; assist in coordinating with other Town Departments in the implementation of emergency evacuation shelters as needed
- Recruit and train police officers, and provide training and professional development to all department personnel
- Review and analyze the needs for police service and the efficiency of departmental operations; promote enhanced administrative, technical and operational police practices
- Develop and submit recommended annual operating budget and six-year capital improvement plan to the Town Manager

The Police Department also oversees the Animal Control Program which is detailed separately.

FY 2025-2026 Goals & Objectives

Goals & Objectives

- Work with other town departments to alleviate parking issues in the down town area
- Work towards the development of a department training board to study and facilitate department training and education
- Continue building upon and enhancing the department’s recruitment program to facilitate the hiring of personnel

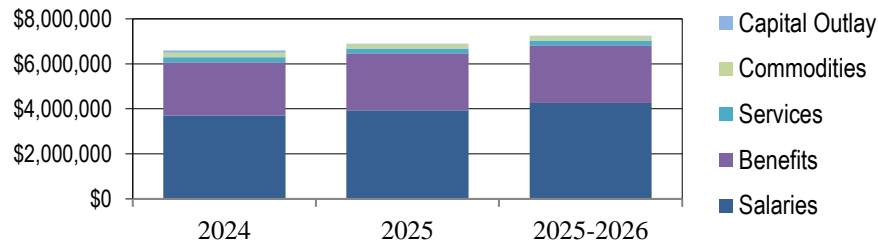
FY 2025-2026 Expenditure Statements

Police & Police Civilians	2024	2025	2025	2025-2026	Increase Over Prior Year
	Actual	Adopted	Projected	Proposed	
Personnel FTE*	42.0	42.0	42.0	42.0	0.0
Salaries	\$3,708,387	\$3,934,860	\$4,276,463	\$4,261,351	\$326,491
Benefits	2,362,967	2,532,819	2,476,801	2,564,183	31,364
Subtotal Personnel Expenditures*	\$6,071,354	\$6,467,679	\$6,753,264	\$6,825,534	\$357,855
Services	\$227,487	\$212,886	\$246,915	\$213,996	\$1,110
Commodities	189,544	183,450	174,457	183,775	325
Capital Outlay	111,730	24,000	10,350	24,000	0
Subtotal Operating Expenditures	\$528,761	\$420,336	\$431,722	\$421,771	\$1,435
Total Expenditures	\$6,600,116	\$6,888,015	\$7,184,986	\$7,247,305	\$359,290

**Please note the Personnel FTE and expenditure figures shown above represent only the personnel FTE and expenditures allocated to the Police Department. Some roles may be allocated across additional accounts.*



Police & Police Civilians
Budget Trends
Fiscal Years



14320	Police-CIVILIANS Department		2023-2024 Actual	2024-2025 Adopted	2024-2025 Projected	2025-2026 Proposed	Percent Change
14320	00002	Staff Pay	\$0	\$0	\$389,040	\$445,204	0.0%
14320	00003	Temporary	\$0	\$0	\$25,160	\$31,000	0.0%
14320	00004	Longevity	\$0	\$0	\$20,200	\$20,662	0.0%
14320	00008	Overtime	\$0	\$0	\$105,875	\$90,000	0.0%
14320	00009	Holiday Pay	\$0	\$0	\$33,857	\$35,480	0.0%
14320	Subtotal Wages		\$0	\$0	\$574,132	\$622,346	0.0%
14320	522250	FICA	\$0	\$0	\$43,594	\$47,610	0.0%
14320	522300	Municipal Employees Retirement	\$21,002	\$21,684	\$20,120	\$25,970	19.8%
14320	522302	Retire-Defined Contribution	\$4,137	\$4,700	\$4,025	\$4,885	3.9%
14320	522818	Health Insur-Active Employees	\$0	\$0	\$161,545	\$168,300	0.0%
14320	522820	Health Insurance - Retiree	\$0	\$0	\$7,060	\$12,092	0.0%
14320	522822	Dental Insur-Active Employees	\$0	\$0	\$6,130	\$6,525	0.0%
14320	522840	Insurance Buyback	\$0	\$0	\$1,000	\$1,000	0.0%
14320	522850	Life Insurance	\$0	\$0	\$2,162	\$2,012	0.0%
14320	522855	Life Insurance - Retirees	\$0	\$0	\$70	\$94	0.0%
14320	522860	Clothing Maintenance	\$0	\$0	\$6,715	\$6,715	0.0%
14320	Subtotal Benefits		\$25,139	\$26,384	\$252,421	\$275,203	943.1%
14320	Total Police CIVILIANS Department		\$25,139	\$26,384	\$826,553	\$897,549	3301.9%

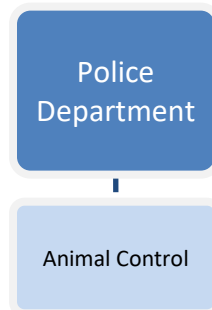
General Fund Police, *continued*



14320	Police Department	2023-2024 Actual	2024-2025 Adopted	2024-2025 Projected	2025-2026 Proposed	Percent Change
14320	00002 Full-Time Employees	\$2,925,310	\$3,092,914	\$2,911,720	\$2,788,928	-9.8%
14320	00003 Temporary	\$3,575	\$0	\$0	\$0	0.0%
14320	00004 Longevity	\$148,522	\$166,446	\$131,741	\$163,077	-2.0%
14320	00008 Overtime	\$402,851	\$400,000	\$453,125	\$425,000	6.3%
14320	00009 Holiday Pay	\$168,706	\$200,000	\$130,865	\$190,000	-5.0%
14320	00010 Court Time	\$9,309	\$18,000	\$12,280	\$12,500	-30.6%
14320	00011 Vacation Buyback	\$46,932	\$55,000	\$56,720	\$56,000	1.8%
14320	00012 Out of Rank	\$3,182	\$2,500	\$5,880	\$3,500	40.0%
14320	Subtotal Wages	\$3,708,387	\$3,934,860	\$3,702,331	\$3,639,005	-7.5%
14320	522250 Municipal Employees Retirement	\$276,844	\$301,170	\$264,315	\$278,390	-7.6%
14320	522304 Health Insur-Active Employees	\$901,143	\$937,581	\$913,360	\$856,465	-8.7%
14320	522818 Health Insur-Retirees	\$613,365	\$677,635	\$504,465	\$556,238	-17.9%
14320	522820 Dental Insur-Active Employees	\$449,275	\$487,260	\$457,950	\$508,715	4.4%
14320	522822 Dental Insur-Retirees	\$21,447	\$22,932	\$16,504	\$17,801	-22.4%
14320	522824 Dental Insurance - Retiree	\$8,949	\$9,256	\$9,335	\$10,060	8.7%
14320	522840 Insurance Buyback	\$6,800	\$6,900	\$6,966	\$7,800	13.0%
14320	522850 Life Insurance	\$15,677	\$14,321	\$14,770	\$12,406	-13.4%
14320	522855 Life Insurance-Retirees	\$6,536	\$8,665	\$6,715	\$7,105	-18.0%
14320	522860 Clothing Maintenance Allowance	\$37,793	\$40,715	\$30,000	\$34,000	-16.5%
14320	Subtotal Benefits	\$2,337,828	\$2,506,435	\$2,224,380	\$2,288,980	-8.7%
14320	00027 Advertising	\$60	\$250	\$75	\$250	0.0%
14320	00028 Non Reimbursed Detail	\$7,384	\$8,000	\$7,000	\$8,000	0.0%
14320	00053 Continuing Education	\$23,900	\$20,000	\$46,200	\$20,000	0.0%
14320	00063 Dog Officer Expense	\$3,631	\$3,000	\$3,745	\$3,000	0.0%
14320	00073 Equipment Maintenance	\$38,152	\$42,000	\$37,500	\$38,000	-9.5%
14320	00097 Lab Testing	\$4,920	\$4,700	\$4,500	\$4,700	0.0%
14320	00115 Membership Dues	\$3,001	\$3,186	\$3,215	\$3,296	3.5%
14320	00133 Professional Services	-\$4,417	\$0	\$0	\$0	0.0%
14320	00149 School Expenses	\$513	\$4,000	\$1,750	\$4,000	0.0%
14320	00169 Training Special	\$335	\$500	\$300	\$500	0.0%
14320	00177 Water	\$1,517	\$1,500	\$1,570	\$1,500	0.0%
14320	532004 Electricity	\$88,686	\$70,000	\$84,490	\$75,000	7.1%
14320	532008 Natural Gas	\$14,436	\$13,000	\$14,000	\$13,000	0.0%
14320	540038 Uniforms	\$45,370	\$42,750	\$42,570	\$42,750	0.0%
14320	Subtotal Services	\$227,487	\$212,886	\$246,915	\$213,996	0.5%
14320	00200 Ammunition & Equipment	\$4,832	\$5,000	\$4,450	\$5,000	0.0%
14320	00202 Auto Parts	\$52,705	\$45,000	\$43,350	\$45,000	0.0%
14320	00206 BCI Supplies	\$3,345	\$4,000	\$3,050	\$4,000	0.0%
14320	00210 Building Maintenance	\$22,929	\$16,000	\$18,275	\$18,000	12.5%
14320	00244 Gasoline	\$63,404	\$68,000	\$64,690	\$67,000	-1.5%
14320	00248 Janitorial Supplies	\$30,496	\$34,000	\$30,290	\$33,500	-1.5%
14320	00256 Office Supplies	\$4,998	\$5,300	\$4,125	\$5,000	-5.7%
14320	00268 Prisoner Meals	\$78	\$150	\$25	\$75	-50.0%
14320	00274 Reference Materials	\$2,159	\$2,500	\$1,770	\$2,500	0.0%
14320	00275 Professional Development	\$3,098	\$1,000	\$1,800	\$1,000	0.0%
14320	00306 Uniform Replacement	\$0	\$500	\$575	\$500	0.0%
14320	00312 Community Policing	\$604	\$1,500	\$1,350	\$1,500	0.0%
14320	00375 Postage	\$896	\$500	\$707	\$700	40.0%
14320	Subtotal Commodities	\$189,544	\$183,450	\$174,457	\$183,775	0.2%
14320	00350 New Equipment	\$9,780	\$19,000	\$7,850	\$19,000	0.0%
14320	00380 Tactical Response	\$1,950	\$5,000	\$2,500	\$5,000	0.0%
14320	Subtotal	\$11,730	\$24,000	\$10,350	\$24,000	0.0%
14320	Subtotal Transfer to Other Funds	\$100,000	\$0	\$0	\$0	0.0%
14320	Total Police Department	\$6,574,977	\$6,861,631	\$6,358,433	\$6,349,756	-7.5%



Organizational Chart



Mission Statement

The mission of the Animal Control program, under the direction of the Police Department, is to enforce all animal related Town Ordinances and State laws, provide humane education to the general public in regard to the proper treatment and care of animals, and to help ensure that all animals within the Town’s jurisdiction are treated humanely.

Functions

Principal functions of the Animal Control program, include, but are not limited to the following.

ANIMAL CONTROL OFFICERS

- Enforce animal related Town Ordinances and State Laws
- Investigate all animal-related complaints
- Issuance of citations
- Transport to the Shelter all animals found roaming at large
- Disposal of animals that are destroyed or injured on the Town’s roadways
- Educate the public on dog bite prevention, rabies, spaying/neutering, dog fighting/animal cruelty, and responsible ownership



[Department of Public Works & Wastewater Division](#) 7 - 1

**FISCAL YEAR 2025-2026 PROPOSED
MUNICIPAL BUDGET PROGRAM
TOWN OF EAST GREENWICH, RHODE ISLAND**

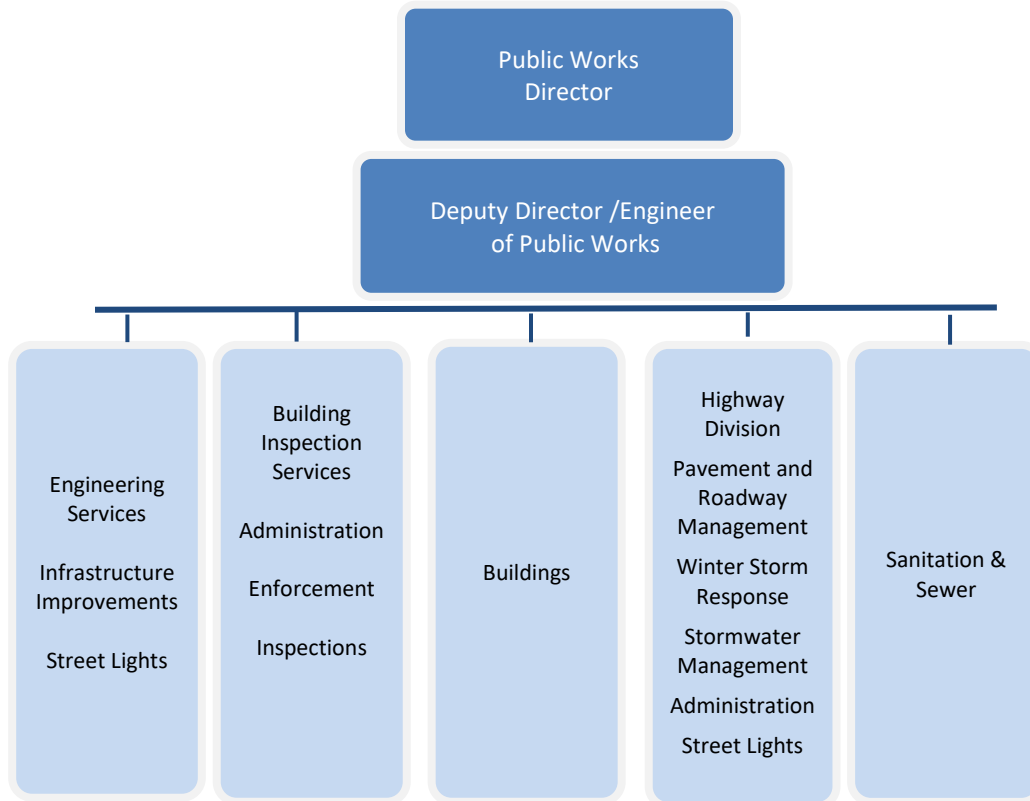
General Fund (0101) Public Works (4451 and 700)



Please note, this section incorporates multiple accounts, each of which fall under the purview of Public Works, and include the following:

Acct Number	Acct Description
4451	Department of Public Works
0700	Wastewater Enterprise

Organizational Chart



Mission Statement

The mission of the Department of Public Works is to maintain and improve Town facilities and infrastructure through cost effective management and forward-thinking asset prioritization. The Department strives to provide high quality services to the residents of East Greenwich and local businesses. Operations include engineering; streets and highway maintenances; public building maintenance, building inspection services; zoning regulation inspection; tree programs; street lighting; storm water management; and wastewater collection and treatment.

ENGINEERING DIVISION

The Engineering Department provides oversight to public infrastructure essential to the safety, health, mobility and quality of life for citizens, businesses and visitors in our community. Duties includes, but are not limited to:

- Engineering services, drafting, and surveying



- Municipal building support services
- Town right-of-way (ROW) permitting and enforcement
- Preparation of Departmental bid specifications and procurement services
- Coordination with State of RI DOT projects within the Town
- Municipal bridge management program
- Municipal dam management program
- Municipal building support services
- Review and inspection of private land-development projects

Building Inspector

Building Inspection Services is to provide information and guidance to residents, realtors, contractors, and attorneys to assist in the navigation of the Town's Building Codes, compliance inspections for R.I. State Minimum Housing and Occupancy standards, and Zoning Ordinance. Duties include, but are not limited to:

Building Inspector

- Reviews all construction plans and drawings for code compliance
- Issues building and required related permits
- Performs multi-part, on site, code compliance construction inspections
- Issues Certificates of Use and Occupancy for all new and/or renovated structures
- Performs annual victualing, liquor and other licensing inspections
- Works closely with the Planning Department on proposed building construction projects

Housing Official

- Performs inspections for R.I. State Minimum Housing and Occupancy Standards
- Work closely with East Greenwich Housing Authority, when requested

Zoning Official

- Enforce the State Building Codes and Town Zoning Ordinance
- Enforce the Town's ordinances and State law affecting health, safety, and welfare
- Provide necessary inspections for code compliance, and issue certificates of use and occupancy
- Review all applications to CRMC for compliance with the State Building Code and the Town Zoning Ordinance
- Prepare violation information for East Greenwich Municipal Court
- Issuance of Zoning Compliance certificates
- Attendance at Zoning Board of Review meetings
- Assist other municipal departments with construction projects, research, and investigations
- Work closely with Planning Department on proposed land subdivision and building construction projects
- Assist other municipal departments with construction projects, research, and investigations

TREE PROGRAM

The Department is responsible for the oversight and overall care of the trees located within municipal right-of-way's and on Town property. Duties include, but are not limited to:

- Perform emergency tree removal/pruning on an as needed basis
- Perform inspections in response to complaints to determine if tree removal/pruning is warranted
- Review Tree Permit applications for removals and/or pruning of Town trees by third parties



- Coordinate and oversee overhead utility pruning program
- Oversee Town tree planting activities
- Oversee tree pruning activities by Highway Division staff

STREET LIGHTS

The Department is responsible for overseeing the Town's street lighting program, which includes street lights on all town roads, municipal parking lots, and lanterns along Main Street, Kings Street and Water Street. Duties include, but are not limited to:

- Maintain and repair street lights
- Review feasibility of third-party lighting contractor for street light maintenance
- Coordinate the repair of ornamental lighting throughout town and municipal parking lot lighting by the Highway Division on an as needed basis

STREETS AND HIGHWAY

The mission of the Department of Public Works Highway Division is to provide many functions and services relating to streets, highways, sidewalks, bridges, watercourses and storm drains. The department performs construction, snow removal, maintenance, repairs and operations of public buildings and grounds. The highway division also maintains the town's fleet which includes but not limited to police, fire, highway, and parks & grounds vehicles.

Functions

The Highway Division's duties include, but are not limited to:

- Municipal pavement management
- Municipal stormwater management
- Municipal winter storm response, including the sanding/salting and plowing of Town streets and municipal parking lots, and clearing of designated municipal sidewalks
- Municipal roadway pothole repair and maintenance
- Municipal street sweeping
- Municipal right-of-way (ROW) tree and roadside vegetation maintenance
- Minor striping of municipal roads and municipal parking lots
- Municipal traffic control and street identifier signs
- Municipal bridge and landfill inspections and maintenance
- Town vehicle fleet maintenance
- Town vehicle fuel supply operations
- Assist other Town departments with support services for small projects and/or where third-party subcontractor work is not warranted



FY 2025-2026 Goals & Objectives

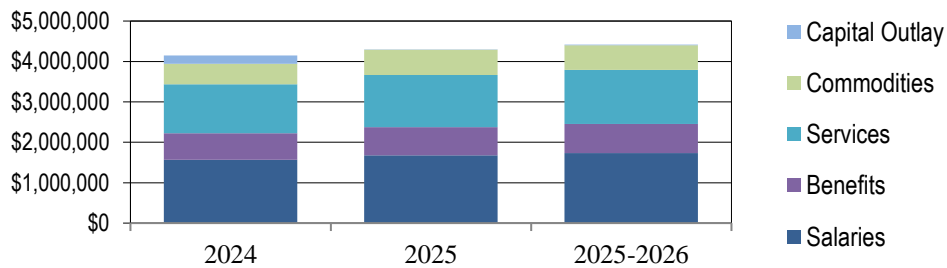
- Goals & Objectives**
- Continue Road Improvement Program-Approximately 9.25 miles of repairs and treatment
- Install new Above Ground Fueling Stations and remove Underground fuel Tanks
- Highway Facility Upgrades-Secure funding and develop bid specifications
- Main Street Rehabilitation Project-Design and bid specifications
- Waste Water Treatment Facility UV System Upgrade-Design and bid specifications
- Waste Water Treatment Facility I/I Project-Design and bid Specifications
- Waste Water Treatment Facility Repairs-Secure funding and bid specifications

FY 2025-2026 Expenditure Statements

Department of Public Works	2024 Actual	2025 Adopted	2025 Projected	2025-2026 Proposed	Increase Over Prior Year
Personnel FTE*	20.5	20.5	20.5	20.5	0.0
Salaries	\$1,566,354	\$1,676,182	\$1,646,638	\$1,730,010	\$53,828
Benefits	657,832	695,940	690,024	726,350	30,410
Subtotal Personnel Expenditures*	\$2,224,186	\$2,372,122	\$2,336,662	\$2,456,360	\$84,238
Services	\$1,208,369	\$1,295,200	\$1,297,565	\$1,338,200	\$43,000
Commodities	510,660	620,215	464,945	609,200	(11,015)
Capital Outlay	202,170	3,000	6,350	10,000	7,000
Subtotal Operating Expenditures	\$1,921,199	\$1,918,415	\$1,768,860	\$1,957,400	\$38,985
Total Expenditures	\$4,145,385	\$4,290,537	\$4,105,522	\$4,413,760	\$123,223

*Please note the Personnel FTE and expenditure figures shown above represent only the personnel FTE and expenditures allocated to the Department of Public Works. Some roles may be allocated across additional accounts.

**Department of Public Works
Budget Trends
Fiscal Years**



General Fund (0101) Public Works, continued



14451	Department of Public Works		2023-2024 Actual	2024-2025 Adopted	2024-2025 Projected	2025-2026 Proposed	Percent Change
14451	00002	Full-Time Employees	\$1,409,106	\$1,497,573	\$1,460,125	\$1,555,250	3.9%
14451	00003	Temporary	\$28,054	\$25,000	\$33,880	\$25,000	0.0%
14451	00004	Longevity	\$33,316	\$33,609	\$31,700	\$29,760	-11.5%
14451	00008	Overtime	\$95,879	\$120,000	\$120,933	\$120,000	0.0%
14451	Subtotal Wages		\$1,566,354	\$1,676,182	\$1,646,638	\$1,730,010	3.2%
14451	522250	FICA	\$119,517	\$128,228	\$126,260	\$132,350	3.2%
14451	522300	Municipal Employees Retirement	\$68,122	\$65,867	\$69,920	\$78,530	19.2%
14451	522301	TIAA CREF	\$12,785	\$14,151	\$13,400	\$14,544	2.8%
14451	522310	LIUNA	\$27,855	\$29,203	\$25,504	\$29,203	0.0%
14451	522312	Legal Fund	\$3,589	\$3,744	\$3,305	\$3,745	0.0%
14451	522818	Health Insur-Active Employees	\$315,781	\$341,719	\$315,550	\$334,828	-2.0%
14451	522820	Health Ins-Retiree	\$67,595	\$69,770	\$89,125	\$86,760	24.4%
14451	522822	Dental Insur-Active Employees	\$12,279	\$13,870	\$14,435	\$14,785	6.6%
14451	522840	Health Insur-Buyback	\$4,192	\$3,500	\$4,526	\$6,026	72.2%
14451	522850	Life Insurance	\$5,416	\$5,313	\$6,194	\$5,468	2.9%
14451	522860	Clothing Maintenance Allowance	\$20,699	\$20,575	\$21,805	\$20,111	-2.3%
14451	Subtotal Benefits		\$657,832	\$695,940	\$690,024	\$726,350	4.4%
14451	00027	Advertise	\$41	\$200	\$50	\$200	0.0%
14451	00035	Blueprints/Photos	\$0	\$300	\$0	\$300	0.0%
14451	00047	Collection Refuse	\$827,086	\$890,000	\$893,260	\$920,000	3.4%
14451	00053	CONTINUING EDUCATION	\$1,730	\$1,300	\$3,660	\$4,000	207.7%
14451	00055	Solid Waste Contract	\$270,063	\$300,000	\$301,000	\$301,000	0.3%
14451	00061	Landfill Monitoring	\$10,600	\$11,800	\$11,600	\$11,600	-1.7%
14451	00073	Equipment Maintenance	\$8,201	\$12,000	\$8,400	\$15,000	25.0%
14451	0074	Equipment Rental	\$10,790	\$0	\$0	\$3,000	0.0%
14451	00095	Inspection Services	\$7,672	\$10,000	\$5,760	\$10,000	0.0%
14451	00111	Litter Control Supplies	\$940	\$2,000	\$0	\$2,000	0.0%
14451	00115	Membership Dues	\$1,546	\$2,400	\$1,140	\$300	-87.5%
14451	00131	Printing Expenses	\$700	\$1,000	\$895	\$1,000	0.0%
14451	00133	Professional Services	\$14,432	\$15,000	\$13,425	\$20,000	33.3%
14451	00177	Water	\$10,444	\$7,200	\$11,500	\$7,300	1.4%
14451	532004	Electricity	\$32,349	\$27,000	\$34,325	\$27,500	1.9%
14451	532008	Natural Gas	\$11,774	\$15,000	\$12,550	\$15,000	0.0%
14451	Subtotal Services		\$1,208,369	\$1,295,200	\$1,297,565	\$1,338,200	3.3%

General Fund (0101) Public Works, continued



14451	Department of Public Works	2023-2024 Actual	2024-2025 Adopted	2024-2025 Projected	2025-2026 Proposed	Percent Change	
14451	00099	Lantern Repairs	\$2,578	\$12,000	\$1,600	\$8,000	-33.3%
14451	00202	Auto Parts & Supplies	\$138,574	\$125,000	\$129,140	\$120,000	-4.0%
14451	00204	Auto Registrations	\$730	\$985	\$1,050	\$1,000	1.5%
14451	00208	Books & Subscriptions	\$0	\$300	\$0	\$0	-100.0%
14451	00210	Building Maintenance	\$10,159	\$21,000	\$17,300	\$21,000	0.0%
14451	00228	Drainage Maintenance	\$7,821	\$8,000	\$7,500	\$11,000	37.5%
14451	00230	Engineering Supplies	\$0	\$1,800	\$665	\$1,000	-44.4%
14451	00232	Equipment & Supplies	\$0	\$1,000	\$485	\$1,500	50.0%
14451	00242	Fuel-Diesel	\$69,569	\$60,600	\$70,100	\$40,000	-34.0%
14451	00244	Gasoline	-\$8,565	\$16,500	\$5,000	\$25,500	54.5%
14451	00248	Janitorial Materials & Supp	\$2,228	\$1,530	\$1,500	\$1,700	11.1%
14451	00252	Street Markings	\$33,906	\$30,000	\$26,000	\$34,000	13.3%
14451	00256	Office Supplies	\$1,643	\$2,000	\$1,680	\$2,000	0.0%
14451	00264	Plant Mixed Asphalt	\$9,449	\$28,000	\$18,750	\$25,000	-10.7%
14451	00266	Planting	\$12,225	\$10,000	\$9,975	\$10,000	0.0%
14451	00284	Sand	\$52,531	\$80,000	\$76,800	\$85,000	6.3%
14451	00290	Shop Supplies	\$7,154	\$10,000	\$10,135	\$13,000	30.0%
14451	00296	Signs	\$7,757	\$8,500	\$6,815	\$8,500	0.0%
14451	00300	Sweeping Materials	\$6,568	\$9,000	\$6,050	\$9,000	0.0%
14451	00304	TREE MAINTENANCE	\$0	\$2,000	\$0	\$2,000	0.0%
14451	03234	SNOW PLOWING	\$12,192	\$17,000	\$3,400	\$17,000	0.0%
14451	532006	Street Lighting	\$114,066	\$150,000	\$55,000	\$150,000	0.0%
14451	534000	Street Lighting Maintenance	\$30,076	\$25,000	\$16,000	\$23,000	-8.0%
14451	Subtotal Commodities	\$510,660	\$620,215	\$464,945	\$609,200	-1.8%	
14451	000350	New Equipment	\$2,170	\$3,000	\$6,350	\$10,000	233.3%
14451	Subtotal Capital Outlay	\$2,170	\$3,000	\$6,350	\$10,000	233.3%	
14451	590999	Transfers to Other Funds	\$200,000	\$0	\$0	\$0	0.0%
14451	Total Department of Public Works	\$4,145,385	\$4,290,537	\$4,105,522	\$4,413,760	2.9%	



Organizational Chart



Mission Statement

The mission of the Wastewater Division, under the Department of Public Works, is to provide continuous treatment of wastewater from residential and non-residential users that meets or exceeds requirements in accordance with its Rhode Island Pollution Discharge Elimination System (RIPDES) permit as issued by the Rhode Island Department of Environmental Management (RIDEM).

General Overview of the East Greenwich Wastewater Program

The East Greenwich Wastewater Treatment Facility (WWTF) is located at 21 Crompton Avenue in East Greenwich adjacent to Greenwich Cove. The WWTF was designed for an average daily flow of 1.7 MGD and a peak hourly flow of 3.0 MGD.

The WWTF is comprised of primary treatment with a mechanical bar rack screen and primary clarification. Flow from the two primary clarifiers is distributed to Rotating Biological Contactors (RBC's) that provide treatment of organic BOD and ammonia. Effluent from the RBC's is distributed to two secondary clarifiers. Effluent from the secondary clarifiers enters the nitrogen removal facility comprised of three biological aerated filters (BAF) and three denitrification filters (DNF). Effluent from this process is disinfected via ultraviolet and then discharged to Greenwich Cove. Solids collected throughout the WWTF are processed through two gravity thickener tanks and hauled off-site for incineration.

The Wastewater Division also maintains approximately 50 miles of sanitary sewer mains and three pump stations in the collection system.

The Wastewater Treatment Facility (WWTF) was constructed in the 1980's. As such, many of the process equipment and facilities have reached or exceeded their design life-expectancy. Upgrades to some of the process equipment began in 2017. The mechanical bar rack screen, the RBC's and the secondary clarifiers were the first to be upgraded. The second phase of upgrade will include the replacement of the primary clarifiers, gravity thickener tanks, the sand media in the biological aerated filters, the backup power generator and many of the electrical controls. This second phase of upgrade/modernization is approximately 70% complete, with the Generator & MCC (Motor Control Centers) work to still be completed this year.



General Overview of the East Greenwich Wastewater Program - continued

Additionally, improvements to the WWTF are also being planned for construction during 2023 to provide treatment operational resiliency during future climate changes. Such improvements will include flood protection of certain facilities.

The department will also undertake the updating of the Wastewater Facilities Plan during 2023. The Facilities Plan will take the existing conditions of the WWTF and the collection system and determine what and if, any changes will be needed to handle present conditions as well as future growth needs of the Town. Public outreach will be important for the completion of the plan.

Future capital needs are also being planned to complete the WWTF improvements. This will include structural improvements of the buildings, electrical and mechanical systems and the upgrade of the disinfection (ultraviolet) system. The manufacturer of the ultraviolet system has indicated that the model that is in place at the WWTF will soon be obsolete and parts will cease to be manufactured. It will be imperative to replace this system in the very near future.

The collection system is also being evaluated for future upgrades. Approximately 30 % of the system was constructed in the 1930’s and signs of aging are becoming evident in some areas. This includes structural failures and infiltration of ground water. Structural failures can result in backups into buildings and onto roadways and infiltration/inflow takes up valuable capacity at the WWTF.

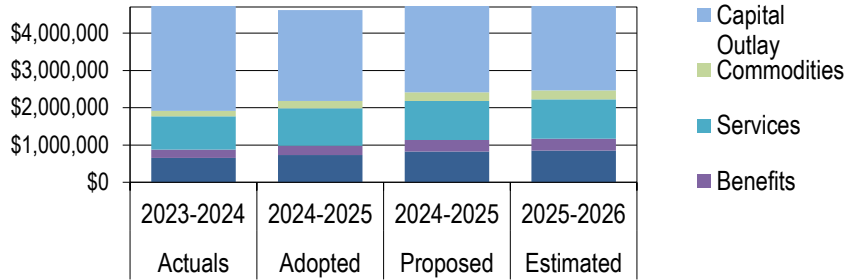
The process of evaluating the collection system has started with the Main Street sewer mains and Hunts River Interceptor (western portion). There have been several lateral services that have failed resulting in backups into buildings and very costly repairs. Additionally, RIDOT have indicated that there are plans to upgrade the roadway along with the sidewalks on Main Street. It is therefore, important that the sewer system be evaluated and upgraded (where needed) prior to the road improvements on Main Street. The western portion of the “Hunts River interceptor” should also be evaluated for inflow and infiltration, and repaired as needed to reduce ground water flow to the Waste Water Treatment Facility

FY 2025-2026 Expenditure Statements

Wastewater Enterprise Fund	2023-2024	2024-2025	2024-2025	2025-2026	Increase Over Prior Year
	Actual	Adopted	Projected	Proposed	
Personnel FTE*	6.00	6.50	7.50	8.50	2.00
Salaries	\$649,920	\$730,570	\$686,833	\$828,868	\$98,298
Benefits	230,664	245,686	236,765	303,870	58,184
Subtotal Personnel Expenditures*	\$880,584	\$976,256	\$923,598	\$1,132,738	\$156,482
Services	\$885,915	\$1,011,203	\$1,030,140	\$1,043,830	\$32,627
Commodities	\$149,675	\$193,250	\$150,884	\$234,300	41,050
Capital Outlay/Depreciation	3,647,770	2,434,833	2,265,040	2,424,725	(10,108)
Subtotal Operating Expenditures	\$4,683,360	\$3,639,286	\$3,446,064	\$3,702,855	\$63,569
Total Expenditures	\$5,563,944	\$4,615,542	\$4,369,662	\$4,835,593	\$220,051



Wastewater Enterprise Fund
Budget Trends



*Please note the Personnel FTE and expenditure figures shown above represent only the personnel FTE and expenditures allocated to the Public Works Water Division. Some roles may be allocated across additional accounts.

Fund		2023-2024	2024-2025	2024-2025	2025-2026	2025-2026	Percent
0700	Wastewater Enterprise Fund	Actual	Adopted	Projected	Requested	Proposed	Change
20950511	00002 Staff Pay	\$567,059	\$603,160	\$599,488	\$789,010	\$739,750	22.65%
20950511	00003 Temporary	11,670	15,000	0	0	0	0.00%
20950511	00004 Longevity	17,514	16,410	12,903	13,593	8,118	0.00%
20950511	00008 Overtime	55,630	60,000	53,394	60,000	60,000	0.00%
20950511	00192 EMA Stipend	7,846	6,000	6,048	6,000	6,000	0.00%
20951735	511009 Accrued Vac & Sick Liability	(9,799)	30,000	15,000	15,000	15,000	0.00%
20950511	Subtotal Wages	\$649,920	\$730,570	\$686,833	\$883,603	\$828,868	13.45%
20950511	522250 FICA	50,133	58,600	51,294	66,450	62,265	6.25%
20950511	522300 Municipal Employees Retirement Retirement - Defined	27,997	28,088	29,892	41,885	39,335	40.04%
20950511	522302 Contribution	4,842	5,576	5,453	7,216	6,713	20.39%
20950511	522310 LIUNA	5,863	5,841	5,889	8,761	8,761	49.99%
20950511	522312 Legal Fund	752	750	755	1,123	1,123	0.00%
20950511	522818 Medical Insur-Active Employees	118,878	121,755	115,482	152,800	152,800	25.50%
20950511	522820 Medical Insur-Retirees	11,744	12,941	17,424	17,240	17,240	33.22%
20950511	522822 Dental Insur-Active Employees	4,021	4,225	4,118	6,145	6,145	45.44%
20950511	522840 Insurance Buyback	208	850	0	850	850	0.00%
20950511	522850 Life Insurance	1,515	1,772	1,958	2,000	2,000	12.87%
20950511	522860 Clothing Maintenance	4,713	5,288	4,500	6,638	6,638	25.53%
20950511	Subtotal Benefits	\$230,664	\$245,686	\$236,765	\$311,108	\$303,870	23.68%
20950535	00057 Contractual Services	94,341	110,000	103,968	120,000	120,000	9.09%
20950535	00073 Equipment Maintenance	32,541	50,000	55,815	60,000	60,000	20.00%
20950535	00097 Lab Testing	40,481	75,000	55,832	80,390	70,390	-6.15%
20950535	00123 Property Insurance	139,967	151,164	159,764	172,500	172,500	14.11%
20950535	00133 Professional Services	40,196	100,000	85,340	100,000	100,000	0.00%
20950535	00171 Training/Conferences	472	1,500	422	2,500	2,500	66.67%
20950535	00177 Water	723	1,000	481	1,000	1,000	0.00%
20950535	00181 Workers Compensation	8,772	8,775	12,256	13,240	13,240	50.88%
20950535	00375 Postage	0	4,000	4,345	4,200	4,200	5.00%

General Fund (0101) Public Works, *continued*



Fund 0700 Wastewater Enterprise Fund			2023-2024	2024-2025	2024-2025	2025-2026	2025-2026	Percent
			Actual	Adopted	Projected	Requested	Proposed	Change
20950535	532004	Electricity	219,842	170,000	222,842	175,000	175,000	2.94%
20950535	532008	Natural Gas	62,572	50,000	40,049	55,000	55,000	10.00%
20950535	937	Billing & Collections	9,858	9,500	8,762	10,000	10,000	5.26%
20950535	938	Tipping	236,152	280,264	280,264	280,000	260,000	-7.23%
20950535		Subtotal Services	\$885,915	\$1,011,203	\$1,030,140	\$1,073,830	\$1,043,830	3.23%
20950535	00202	Auto Parts	1,288	2,500	1,480	2,500	2,500	0.00%
20950535	00210	Building Maintenance	4,479	25,000	4,360	25,000	25,000	0.00%
20950535	00214	Chemicals	113,815	100,000	98,744	150,000	150,000	50.00%
20950535	00242	Fuel/Diesel	1,605	2,500	1,800	2,500	2,500	0.00%
20950535	00244	Gasoline	3,784	2,750	3,000	0	3,800	3.00%
20950535	00248	Janitorial Supplies	240	500	250	0	500	0.00%
20950535	940	Materials & Supplies	24,464	60,000	41,250	60,000	50,000	16.67%
20950535		Subtotal Commodities	\$149,675	\$193,250	\$150,884	\$240,000	\$234,300	21.24%
20950535	00945	GO Bonds	345,913	334,113	334,113	318,865	318,865	-4.56%
20951735	00474	RIIB Bonds	1,424,255	1,519,220	1,511,880	1,519,360	1,519,360	0.01%
20951735	00497	Facility Plan	30,188	0	0	0	0	0.00%
20950535		Subtotal Debt	\$1,800,355	\$1,853,333	\$1,845,993	\$1,838,225	\$1,838,225	-0.82%
20950535	00350	New Equipment	36,260	30,000	26,460	35,000	35,000	16.67%
20950535	00385	Telecommunications	389	1,500	500	1,500	1,500	0.00%
20950535	943	Capital Improvements	32,414	200,000	42,087	200,000	200,000	0.00%
20950535	951	Infrastructure Improvements	200,000	200,000	200,000	200,000	200,000	0.00%
20950820	550010	Construction	19,709	0	0	0	0	0.00%
20951735	570902	Depreciation	1,561,084	150,000	150,000	150,000	150,000	0.00%
20951735	55020	Engineering/Architect	(2,442)	0	0	0	0	0.00%
70492090		Subtotal Capital Outlay	\$1,847,414	\$581,500	\$419,047	\$586,500	\$586,500	0.86%
20951735		Total Expenses	\$5,563,944	\$4,615,542	\$4,369,662	\$4,933,266	\$4,835,593	4.77%

General Fund (0101) Public Works, *continued*



The sewer use revenue is based on individual account usage; user consumption is expressed as cubic feet of water used per year. There are six user classifications, each classification has a factor assigned to it:

- 1) Residential *(based on 85% of consumption)*
- 2) Commercial A *(based on 100% of consumption)*
- 3) Commercial B *(based on 145% of consumption)*
- 4) Governmental *(based on 100% of consumption)*
- 5) Industrial A *(based on 100% of consumption)*
- 6) Industrial B *(based on 100% of consumption)*

FY 2025-2026 Revenues

		2023-2024	2024-2025	2024-2025	2025-2026	Percent
0700	Wastewater Enterprise Fund	Actual	Adopted	Projected	Proposed	Change
20305054	01052 Overpayments	(\$436)	\$0	\$0	\$0	0.00%
20305054	01279 Miscellaneous Revenues	28,412	2,500	175	500	-80.00%
20305054	01283 FEMA Revenue	6,000	6,000	6,000	6,000	0.00%
20305054	01289 Tax Sale Fee	13,314	8,000	8,500	8,000	0.00%
20305054	1154 Sewer Use Fees	3,625,041	3,978,477	4,127,075	4,210,070	5.82%
20305054	1155 Interest on Delinquent Sewer Use Accounts	27,728	20,000	22,444	20,000	0.00%
20305054	1157 Connection Fee	14,825	9,000	13,400	9,000	0.00%
20305054	1164 Industrial Permit	2,000	2,000	0	1,500	-25.00%
20305054	417420 Deduct Meter Connection Fee	1,200	1,000	1,500	1,000	0.00%
21305054	1154 Sewer Assessment Fees	896,139	515,000	515,281	505,281	-1.89%
21305054	1158 Interest on Delinquent Sewer Assessment Accts	9,116	6,000	7,682	6,500	8.33%
21305054	1168 Road Assessments	17,566	17,566	17,566	17,562	-0.02%
20305054	499050 Net Assets Forwarded to Operations	0	50,000	50,000	50,000	
0700	Total Wastewater Enterprise Fund Revenues	\$4,640,904	\$4,615,543	\$4,769,623	\$4,835,413	4.76%
0700	Total Wastewater Enterprise Fund Expenditures	\$5,563,944	\$4,615,542	\$4,369,662	\$4,835,413	
0700	Income Over (Under) Expenditures	(\$923,039)	\$1	\$399,961	\$0	



[Fire Department](#)..... 8 - 1

**FISCAL YEAR 2025-2026 PROPOSED
MUNICIPAL BUDGET PROGRAM
TOWN OF EAST GREENWICH, RHODE ISLAND**

General Fund (0101) Fire Department (4910)

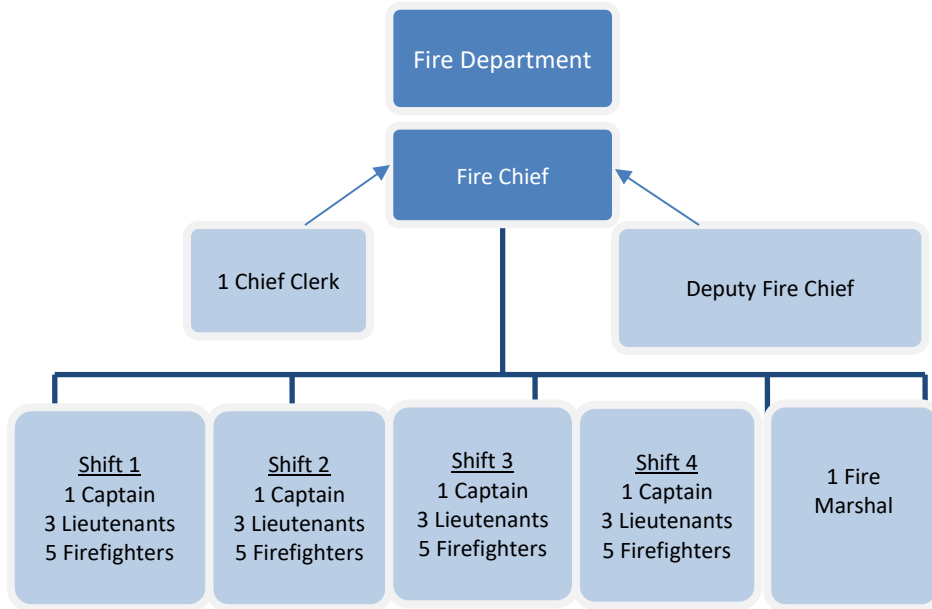


Acct Number	Acct Description
-------------	------------------

4910	Fire Department
------	-----------------



Organizational Chart



Mission Statement

The mission of the East Greenwich Fire Department is to focus on the health and safety of the citizens and improve the quality of life in the Town of East Greenwich. This is accomplished through fire suppression, prevention, inspection, investigation, public education, Advanced Life Support emergency medical services including the treatment and transportation of the sick or injured, vehicle extrication and rescue operations, marine incident response and operations and special operations, emergency dispatch services, general service calls, emergency management and, the effective training and administration of these activities. This also includes the response to incidents involving hazardous materials (Haz-Mat).

Vision:

The East Greenwich Fire Department is a trusted community leader comprised of dedicated professionals, upholding proud traditions of commitment and teamwork while pursuing innovation and providing exceptional customer service to the public.

Functions

Administration is responsible for the management and overall leadership of the Department. The Fire Chief establishes the department's short and long-term goals, operational analysis, and budget



coordination and management. The Deputy Fire Chief is responsible for assisting the Fire Chief in all aspects of managing and directing the Fire Department and will also serve as Acting Chief in the absence of the Fire Chief. The Administrative Assistant is responsible for daily administrative tasks including payroll, accounts payable, purchasing, inventory, and liaison to the line personnel. An Administrative Assistant supports the Chief of the Department in his duties.

Fire Marshal is responsible for fire safety and education, code enforcement (inspection and plans review), and fire investigation. The Division seeks to reduce the number of fires and fire related incidents through plan review, inspection, public education, research and enforcement of fire codes.

Firefighting division is responsible for fire suppression, Emergency Medical Services, property conservation, and the mitigation of other incidents which potentially could cause harm to the general public and the environment. The Fire Department responded to 5,134 calls for service in 2024. EGFD has 2 Fire stations. Station 1 on Main Street and Station 2 on Frenchtown Road. Engine 1 and Rescue 1 run out of Station 1 and Engine 2 and Rescue 2 run out of Station 2. The staffing for Rescue 2 cross man Ladder 1 out of Station 2. This means if there is a medical call they staff the rescue and if there is a fire call they staff the ladder truck. The Staffing is accomplished through the use of four shifts (groups). Each shift a minimum of 8 firefighters, a Captain and a firefighter assigned to Engine 1 and a Lieutenant and a firefighter assigned to Engine 2 and a Lieutenant and a firefighter assigned to each rescue. The 9th person on each shift “floats” to cover any spot that is vacant on a shift. Each shift works 42 hours per week. two ten-hour days, two fourteen-hour nights, and four consecutive days off. The shifts that are on their days off are subject to recall for emergencies such as multi- alarm fires, minimum staffing requirements, and civic details. Each rescue provides Advanced Life Support (ALS) capabilities. In addition to the rescues, the fire engines at each station are also equipped as Advanced Life Support vehicles to assist people in need of critical medical care. All Firefighters are licensed and deliver Advanced Life Support (ALS) services.

FY 2025-2026 Goals & Objectives

Goals & Objectives

- Refurbish and modernize the Fire Department Dispatch Center located at headquarters.
- Complete the transition to wireless fire alarm boxes.
- Promote fire safety awareness and prevention through education and outreach programs.
- Establish a training budget to provide ongoing training for firefighters to enhance their skills and knowledge.
- Purchase new fire hose and nozzles for all fire apparatus, funded through last year’s AFG grant.
- Deliver the highest quality fire protection and emergency medical services to the residents of East Greenwich.

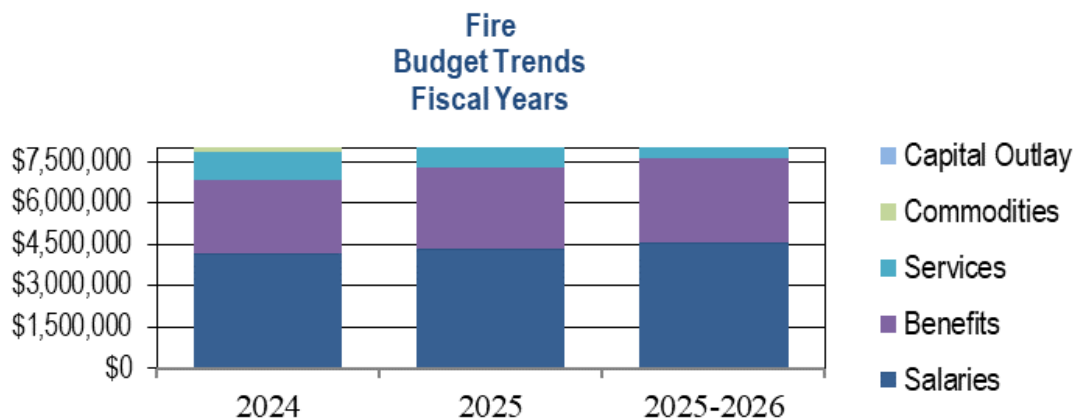
General Fund (0101) Fire Department (4910), *continued*



FY 2025-2026 Expenditure Statements

Fire Department	2024 Actual	2025 Adopted	2025 Projected	2025-2026 Proposed	Increase Over Prior Year
Personnel FTE*	39	40	40	40	0
Salaries	\$4,155,534	\$4,353,735	\$4,428,307	\$4,571,173	\$217,438
Benefits	2,686,275	2,899,020	2,909,461	3,038,925	139,905
Subtotal Personnel Expenditures*	\$6,841,809	\$7,252,755	\$7,337,768	\$7,610,098	\$357,343
Services	\$971,284	\$1,013,400	\$997,352	\$1,031,400	\$18,000
Commodities	298,579	365,500	271,300	373,700	8,200
Capital Outlay	218,129	7,500	6,450	9,000	1,500
Subtotal Operating Expenditures	\$1,487,993	\$1,386,400	\$1,275,102	\$1,414,100	\$27,700
Total Expenditures	\$8,329,802	\$8,639,155	\$8,612,870	\$9,024,198	\$385,043

**Please note the Personnel FTE and expenditure figures shown above represent only the personnel FTE and expenditures allocated to the Fire Department. Some roles may be allocated across additional accounts.*



General Fund (0101) Fire Department (4910), *continued*



14910	Fire Department	2023-2024 Actual	2024-2025 Adopted	2024-2025 Projected	2025-2026 Proposed	Percent Change
14910	00002 Staff Pay	\$2,835,780	\$2,933,100	\$2,937,200	\$3,087,920	5.3%
14910	00004 Longevity	\$197,968	\$221,433	\$215,875	\$232,300	4.9%
14910	00008 Overtime	\$725,446	\$780,000	\$867,020	\$790,000	1.3%
14910	00009 Holiday Pay	\$270,328	\$292,570	\$268,075	\$293,000	0.1%
14910	00012 Out of Class	\$13,643	\$15,000	\$14,755	\$15,000	0.0%
14910	00022 Collateral	\$44,025	\$35,000	\$44,350	\$40,000	14.3%
14910	00025 Endotracheal Intubation Certification	\$42,000	\$49,000	\$44,400	\$49,000	0.0%
14910	00096 Pension COLA Appeal	\$26,344	\$27,632	\$27,632	\$28,953	4.8%
14910	00167 Training	\$0	\$0	\$9,000	\$35,000	0.0%
14910	Subtotal Wages	\$4,155,534	\$4,353,735	\$4,428,307	\$4,571,173	5.0%
14910	522250 FICA	\$329,081	\$364,225	\$370,714	\$381,140	4.6%
14910	522300 Fire Retirement	\$1,062,230	\$1,128,472	\$1,143,100	\$1,154,045	2.3%
14910	522301 TIAA Cref	\$461	\$508	\$562	\$531	4.5%
14910	522818 Health Insur-Active Employees	\$751,126	\$813,292	\$816,255	\$883,688	8.7%
14910	522820 Health Insur-Retirees	\$432,514	\$473,028	\$460,150	\$499,265	5.5%
14910	522822 Dental Insur-Active Employees	\$36,033	\$38,170	\$41,340	\$42,270	10.7%
14910	522824 Dental Insur-Retirees	\$22,642	\$24,160	\$22,265	\$23,176	-4.1%
14910	522840 Insurance Buyback	\$5,609	\$6,500	\$5,675	\$5,500	-15.4%
14910	522850 Life Insurance	\$11,413	\$10,665	\$11,400	\$10,810	1.4%
14910	522860 Clothing Maintenance Allowance	\$35,166	\$40,000	\$38,000	\$38,500	-3.8%
	Subtotal Benefits	\$2,686,275	\$2,899,020	\$2,909,461	\$3,038,925	4.8%
14910	00053 Continuing Education	\$20,000	\$22,500	\$15,285	\$20,000	-11.1%
14910	00024 Physical Assessment	\$3,165	\$4,000	\$2,000	\$4,000	0.0%
14910	00056 Fire Alarm School	\$852	\$1,200	\$1,170	\$1,200	0.0%
14910	00073 Equipment Maintenance	\$9,124	\$15,000	\$600	\$13,000	-13.3%
14910	00086 Rescue Billing Fees	\$71,692	\$40,000	\$60,000	\$55,000	37.5%
14910	000865 Miscellaneous Expenses	\$9,644	\$7,000	\$6,720	\$7,000	0.0%
14910	00133 Professional Services	-\$36,500	\$0	\$0	\$0	0.0%
14910	00136 Service Agreement	\$34,150	\$47,500	\$40,530	\$48,500	2.1%
14910	00138 DISPATCH SERVICES	\$418,419	\$415,000	\$445,460	\$425,000	2.4%
14910	00139 Communication Maintenance	\$0	\$10,000	\$8,150	\$7,500	-25.0%
14910	00177 Water	\$1,683	\$2,000	\$1,800	\$2,500	25.0%
14910	00192 E.M.A.	\$4,115	\$4,000	\$1,077	\$2,000	-50.0%
14910	00196 Eye Exam	\$3,427	\$3,000	\$3,585	\$3,000	0.0%
14910	00199 Hydrant Rentals	\$291,707	\$305,000	\$270,000	\$300,000	-1.6%
14910	00201 Fire Prevention Education	\$839	\$5,700	\$5,125	\$5,700	0.0%
14910	00203 Apparatus & Equipment Maint.	\$35,140	\$50,000	\$46,700	\$51,000	2.0%
14910	532004 Electricity	\$32,769	\$30,000	\$32,150	\$30,000	0.0%
14910	532008 Natural Gas	\$16,007	\$11,500	\$17,000	\$16,000	39.1%
14910	540038 Uniforms & Other Clothing	\$53,786	\$38,500	\$38,500	\$38,500	0.0%
14910	00115 Membership Dues	\$1,264	\$1,500	\$1,500	\$1,500	0.0%
	Subtotal Services	\$971,284	\$1,013,400	\$997,352	\$1,031,400	1.8%

General Fund (0101) Fire Department (4910), *continued*



14910	Fire Department	2023-2024 Actual	2024-2025 Adopted	2024-2025 Projected	2025-2026 Proposed	Percent Change
14910	00140	\$2,025	\$6,500	\$3,000	\$6,500	0.0%
14910	00202	\$85,087	\$130,000	\$91,200	\$117,000	-10.0%
14910	00210	\$73,593	\$70,000	\$42,900	\$78,000	11.4%
14910	00219	\$31,867	\$20,000	\$18,000	\$35,000	75.0%
14910	00231	\$0	\$2,500	\$0	\$2,500	0.0%
14910	00242	\$56,335	\$55,000	\$53,000	\$57,000	3.6%
14910	00244	\$5,594	\$7,000	\$5,600	\$5,700	-18.6%
14910	00248	\$3,780	\$5,000	\$4,300	\$5,000	0.0%
14910	00253	\$38,177	\$46,000	\$42,200	\$48,500	5.4%
14910	00256	\$2,905	\$3,000	\$2,900	\$3,000	0.0%
14910	00360	\$233	\$2,000	\$500	\$1,750	-12.5%
14910	00361	-\$3,529	\$9,000	\$0	\$5,000	-44.4%
14910	00362	\$2,512	\$4,500	\$3,200	\$4,000	-11.1%
14910	00363	\$0	\$5,000	\$4,500	\$4,750	-5.0%
	Subtotal Commodities	\$298,579	\$365,500	\$271,300	\$373,700	2.2%
14910	550002	\$18,129	\$7,500	\$6,450	\$9,000	20.0%
14451	Subtotal Capital Outlay	\$18,129	\$7,500	\$6,450	\$9,000	20.0%
14910	Subtotal Transfer To Other Funds	\$200,000	\$0	\$0	\$0	0.0%
14910	Total Fire Department	\$8,329,802	\$8,639,155	\$8,612,870	\$9,024,198	4.5%



Insurance & Claims	9 - 1
Outside Agency (Grants & Contributions)	9 - 4

**FISCAL YEAR 2025-2026 PROPOSED
MUNICIPAL BUDGET PROGRAM
TOWN OF EAST GREENWICH, RHODE ISLAND**



Please note, this section incorporates multiple accounts, each of which fall under the purview of Insurance and Claims, and include the following:

Acct Number	Acct Description
4070	Municipal Insurance Workers Compensation Unemployment Insurance
4080	Fund Contingency
5010	Contribution to Outside Agency

Functions

MUNICIPAL INSURANCE

This account provides funding for the payment of all insurance premiums for public liability, comprehensive liability, auto liability, public officials liability, and fire and building insurance for all Town agencies and departments that are resident to the General Fund. All enterprise and special revenue funds are responsible for funding their respective risk management-related costs. This cooperative pool, with other Rhode Island cities and towns, allows the Town to take advantage of volume premium discounts. Insurance premiums for each municipality are based on actual claims experience. The Town maintains excess insurance coverage for general liability claims in the amount of \$5 million per occurrence, necessary to adequately protect the Town against claims for potential catastrophic losses.

UNEMPLOYMENT INSURANCE

Rhode Island state law requires that State and local governments provide unemployment insurance for their employees; therefore, the Town must appropriate money to fund unemployment claims filed.

WORKERS' COMPENSATION

This account provides funding for Workers' Compensation Insurance for Town personnel budgeted in the General Fund, with the exception of Public Safety employees, who are covered under separate State statutes for on-the-job injuries. The Town works closely with Beacon Mutual, Blue Cross, and employees for claims management.

FUND CONTINGENCY

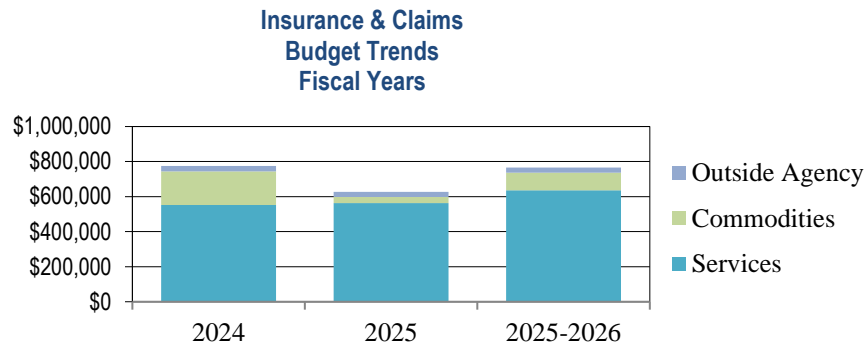
This account provides funds to accommodate any emergency situation that might arise during the fiscal year for which there are not sufficient funds budgeted. Situations such as a major fire, major equipment breakdown, or unanticipated snow removal costs such as those due to severe winter storms would be charged to this account.

General Fund Insurance & Claims, Contingency, Grants & Contributions



FY 2025-2026 Expenditure Statements

All Insurance, Contingency, Grants & Contributions	2024	2025	2025	2025-2026	Increase Over Prior Year
	Actual	Adopted	Projected	Proposed	
Services	\$552,928	\$563,265	\$588,965	\$636,175	\$72,910
Commodities	191,747	34,074	0	100,000	65,926
Contributions to Outside Agencies	30,000	30,000	30,000	35,000	
Subtotal Operating Expenditures	\$774,675	\$627,339	\$618,965	\$771,175	\$138,836
Total Expenditures	\$774,675	\$627,339	\$618,965	\$771,175	\$143,836



	Total Insurance & Claims Contingency, Grants & Contributions	2023-2024 Actual	2024-2025 Adopted	2024-2025 Projected	2025-2026 Proposed	Percent Change
14070	Subtotal Municipal Property Insurance	\$432,329	\$454,165	\$469,500	\$499,500	10.0%
14060	Subtotal Unemployment Insurance	\$20,398	\$20,000	\$2,165	\$10,000	-50.0%
	Subtotal Worker's Compensation Insurance	\$100,201	\$89,100	\$117,300	\$126,675	42.2%
15010	Subtotal Grants & Contributions	\$30,000	\$30,000	\$30,000	\$35,000	16.7%
14080	Subtotal Fund Contingency	\$191,747	\$34,074	\$0	\$100,000	193.5%
	Total Insurance & Claims Program	\$774,675	\$627,339	\$618,965	\$771,175	22.9%

General Fund Insurance & Claims, Contingency, Grants & Contributions



Acct. Number	Account Description
5010	Chamber of Commerce

Functions

The Town strives to support local outside agencies that work toward the betterment of the community, often with limited funding support. Outside agencies are comprised of a number of types of organizations including neighborhood and/or village groups, as well as local commerce, economic development, community organizations, and/or environmental groups. The contributions provided to outside agencies represent the Town’s efforts to support organizations that provide a wide range of support to the community and local residents.

CHAMBER OF COMMERCE

The Chamber is a commerce/economic development organization and is a non-profit organization financed on a voluntary basis and established to advance the commercial, financial, industrial, and civic interests of the community. The Chamber supports and enhances the business community of East Greenwich and creates opportunities for the growth and development of its member businesses. Funding in the amount of \$35,000 for the 2025-2026 fiscal year; which is a \$5,000 increase over the amount received in FY 2024-2025.

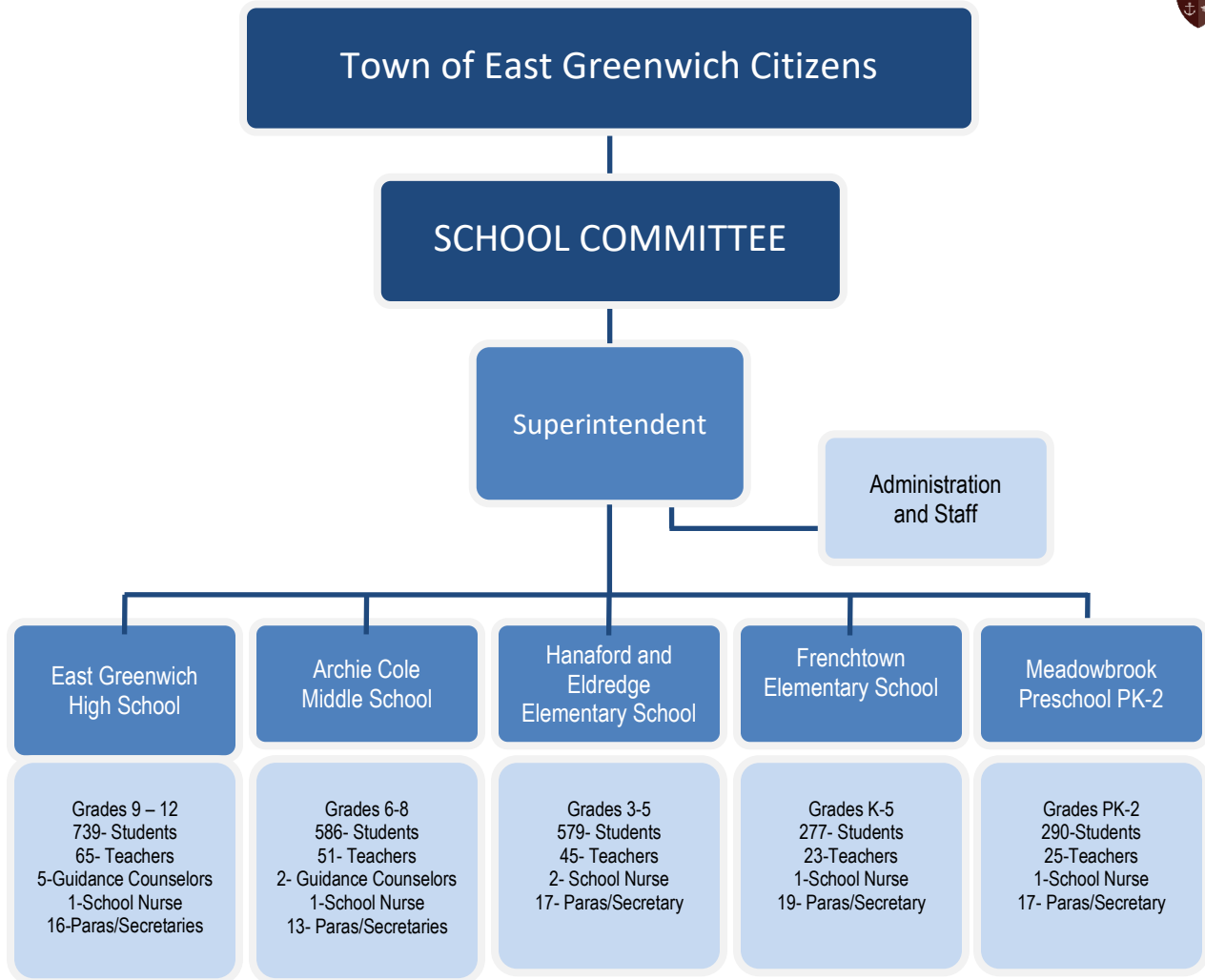
FY 2025-2026 Expenditure Statements

15010	Total Grants & Contributions	2023-2024 Actual	2024-2025 Adopted	2024-2025 Projected	2025-2026 Proposed	Percent Change
15010	00426 Chamber	\$30,000	\$30,000	\$30,000	\$35,000	16.7%
15010	Subtotal	\$30,000	\$30,000	\$30,000	\$35,000	16.7%
15010	Total Grants & Contributions	\$30,000	\$30,000	\$30,000	\$35,000	16.7%



[School District](#)..... 10 - 1

**FISCAL YEAR 2025-2026 PROPOSED
MUNICIPAL BUDGET PROGRAM
TOWN OF EAST GREENWICH, RHODE ISLAND**



Mission Statement

This Mission of the East Greenwich Public Schools is to genuinely know, support and celebrate all students in meeting their full potential. We are committed to meaningful collaboration among faculty, staff, students, families and the community, recognizing our collective responsibility to continue to deliver high-quality education system for all.

Staffing at A Glance

- | | | |
|---------------------------|------------------------------------|------------------------------------|
| 2471 Students | | 1 District Wide Physical Therapist |
| 209 Teachers | 16 Administration | 4 District Psychologists |
| 7 Guidance Counselors | 2 District ELL Teachers | 4 District Social Workers |
| 6 School Nurses | 1 District Wide Adapted PE Teacher | 7 District Speech Therapist |
| 96 Paras/Secretaries/Tech | 5 District Occupational Therapists | 1 District BCBA Therapist |
| 23 Custodians/Maintenance | | 1 Early Childhood Coordinator |



School Unrestricted Fund (1000)

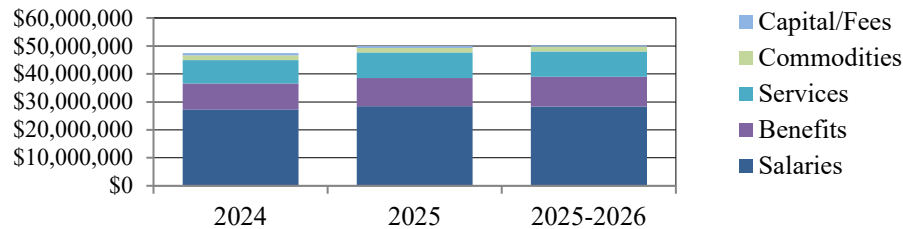
REVENUE FROM LOCAL & FEDERAL SOURCES

East Greenwich School District						
Object Code	Object Description	2023-2024 Budget	2023-2024 Actuals	2024-2025 Budget	2024-2025 Projections	2025-2026 Budget
REVENUE FROM LOCAL & FEDERAL SOURCES						
41210	Other Taxes - Local Government	\$39,723,435	\$39,723,435	\$41,312,372	\$41,312,372	\$42,964,867
41250	Reappropriation of Fund Balance	\$857,451	\$1,435,033	\$842,000	\$842,000	\$300,000
41310	Tuition from Individuals	\$295,000	\$210,554	\$295,000	\$295,000	\$360,000
41510	Earnings on Hanaford Investment	\$200	\$8,793	\$8,000	\$1,707	\$2,000
41520	Hanaford Trust Fund Income	\$40,000	\$43,625	\$40,000	\$40,000	\$40,000
41901	Rental Income	\$125,000	\$97,563	\$125,000	\$90,000	\$100,000
41920	Contributions and Donations	\$20,000	\$5,807	\$20,000	\$3,500	\$3,500
41980	Prior Year Expenditure Refund	\$15,000	\$11,404	\$15,000	\$15,000	\$15,000
41990	Miscellaneous Revenue	\$0	\$0	\$0	\$0	\$0
43101	State Aid - Unrestricted	\$5,968,974	\$5,968,974	\$6,939,344	\$6,939,344	\$6,099,963
44202	Medicaid Revenue	\$385,000	\$234,052	\$385,000	\$300,000	\$300,000
TOTAL REVENUE FROM LOCAL & FEDERAL SOURCES		\$47,430,060	\$47,739,239	\$49,981,716	\$49,838,923	\$50,185,330

FY 2025-2026 Expenditure Statements

School Operating Fund	2023-2024 Budget	2023-2024 Actual	2024-2025 Budget	2025-2026 Budget	Increase Over Prior Year
Full Time FTE	372	372	375	383	11.00
Student Enrollments	2,556	2,556	2,535	2,471	(85.00)
Salaries	\$27,539,239	\$27,262,568	\$28,459,857	\$28,335,945	\$1,073,377
Benefits	9,662,751	9,367,662	10,072,578	10,659,747	1,292,085
Subtotal Personnel Expenditures	\$37,201,990	\$36,630,230	\$38,532,435	\$38,995,692	\$2,365,462
Services	\$8,114,780	\$8,283,036	\$9,181,013	\$9,002,928	\$719,892
Commodities	1,691,806	1,753,665	1,611,555	1,768,739	15,074
Capital Outlay	310,864	460,215	443,327	237,476	(222,739)
Misc Fees	110,621	354,218	213,386	180,495	(173,723)
Subtotal Operating Expenditures	\$10,228,070	\$10,851,134	\$11,449,281	\$11,189,638	\$512,228
Total Expenditures	\$47,430,060	\$47,481,364	\$49,981,716	\$50,185,330	\$2,703,966

School Operating Fund Budget Trends Fiscal Years



East Greenwich School District

Object Code	Object Description	2023-2024 Budget	2023-2024 Actuals	2024-2025 Budget	2024-2025 Projections	2025-2026 Budget
PERSONNEL SERVICES - EMPLOYEE BENEFITS						
52102	Life Insurance	\$37,917.21	\$33,375.26	\$37,095.05	\$36,196.44	\$44,496.06
52103	Dental Insurance	\$200,634.99	\$179,621.29	\$209,147.33	\$205,095.40	\$213,074.96
52121	Health and Medical - Self Insured/Active	\$4,147,248.69	\$3,995,931.94	\$4,231,146.22	\$4,437,936.00	\$4,835,487.16
52122	Health and Medical - Self Insured/Retiree	\$69,555.98	\$71,710.59	\$74,859.88	\$47,149.00	\$110,208.33
52125	Dental - Self Insured/Retiree	\$5,978.38	\$4,849.38	\$3,984.18	\$2,285.82	\$6,273.76
52203	Teacher/Administrative Pension - ERSRI	\$3,290,828.69	\$3,213,592.93	\$3,509,976.76	\$3,381,252.96	\$3,386,929.42
52207	Survivor's Benefits - ERSRI	\$28,827.39	\$28,859.10	\$28,913.10	\$28,696.71	\$28,574.05
52208	MERS Pension	\$205,972.52	\$193,036.93	\$223,097.51	\$205,626.86	\$251,212.65
52213	Teacher Pension DC	\$582,920.24	\$559,380.14	\$601,362.62	\$569,099.89	\$595,778.43
52218	MERS Pension DC	\$42,113.38	\$40,209.52	\$46,178.48	\$42,930.17	\$49,794.51
52301	FICA	\$331,886.99	\$322,605.90	\$352,510.19	\$321,075.00	\$380,104.95
52302	Medicare	\$399,316.91	\$375,731.07	\$412,906.36	\$377,415.39	\$414,130.46
52501	Unemployment	\$12,000.00	\$48,776.00	\$12,000.00	\$0.00	\$12,000.00
52710	Worker's Compensation	\$254,550.00	\$285,787.00	\$276,400.00	\$274,367.00	\$278,682.00
52917	Tuition Reimburs - NonTax	\$53,000.00	\$14,195.00	\$53,000.00	\$15,000.00	\$53,000.00
TOTAL PERSONNEL SERVICES - EMPLOYEE BENEFITS		\$9,662,751.37	\$9,367,662.05	\$10,072,577.68	\$9,944,126.64	\$10,659,746.74
PERSONNEL SERVICES - COMPENSATION						
51110	Regular Salaries	\$25,771,430.95	\$24,528,514.65	\$26,735,192.87	\$25,567,755.81	\$26,614,869.89
51113	Professional Days	\$0.00	\$425,060.91	\$0.00	\$0.00	\$0.00
51115	Substitute Salaries	\$425,000.00	\$863,168.26	\$445,000.00	\$806,722.13	\$470,000.00
51131	Differential Pay	\$5,000.00	\$3,733.40	\$5,000.00	\$4,417.60	\$4,500.00
51132	Non-Teaching(Dept Heads, etc)	\$346,196.33	\$333,531.69	\$338,533.97	\$370,539.88	\$362,558.26
51201	Overtime	\$90,000.00	\$144,763.82	\$90,000.00	\$131,821.55	\$125,000.00
51202	Snow Removal OT	\$0.00	\$688.23	\$0.00	\$3,299.19	\$0.00
51309	Tutoring	\$6,000.00	\$33,255.00	\$19,000.00	\$43,680.15	\$40,000.00
51323	Detention Coverage	\$4,000.00	\$4,180.00	\$4,000.00	\$4,060.00	\$5,000.00
51327	Other Additional Compensation	\$49,500.00	\$34,249.35	\$69,000.00	\$50,498.70	\$50,000.00
51328	Early Retirement Payments	\$10,000.00	\$12,150.00	\$15,000.00	\$13,600.00	\$35,000.00
51336	Class Overage	\$3,500.00	\$0.00	\$1,000.00	\$0.00	\$1,000.00
51338	Summer Pay	\$59,000.00	\$98,760.74	\$100,000.00	\$138,361.96	\$118,880.15
51339	Class Coverage	\$15,000.00	\$23,383.52	\$15,000.00	\$24,871.94	\$25,000.00
51401	Stipend - Other	\$425,611.35	\$414,524.46	\$294,130.48	\$289,070.90	\$134,136.96
51404	Stipend - Coaches / EC Advisor	\$287,000.00	\$305,054.24	\$287,000.00	\$312,964.72	\$313,000.00
51406	Stipend - Athletic Officials	\$17,000.00	\$16,050.00	\$17,000.00	\$16,050.00	\$17,000.00
51407	Stipend Mentors	\$25,000.00	\$21,500.00	\$25,000.00	\$19,500.00	\$20,000.00
TOTAL PERSONNEL SERVICES COMPENSATION		\$27,539,238.63	\$27,262,568.27	\$28,459,857.32	\$27,797,214.53	\$28,335,945.26
PURCHASED SERVICES						
53202	Speech & Language Therapists	\$10,500.00	\$570.00	\$10,500.00	\$15,000.00	\$10,500.00
53203	Occupational Therapists	\$5,400.00	\$0.00	\$5,400.00	\$66,000.00	\$5,400.00
53204	BCBA Therapists	\$0.00	\$0.00	\$42,000.00	\$80,000.00	\$0.00
53207	Interpreters & Translators	\$2,300.00	\$3,858.46	\$6,350.00	\$3,650.00	\$7,550.00
53208	Orientation and Mobility Services	\$50,750.00	\$8,268.75	\$28,000.00	\$10,000.00	\$20,000.00
53209	Bus Monitors	\$262,085.00	\$364,229.64	\$362,585.00	\$362,585.00	\$372,650.00
53210	Performing Arts	\$15,300.00	\$14,857.00	\$15,055.00	\$15,605.00	\$15,275.00
53211	Physical Therapists	\$5,400.00	\$0.00	\$5,400.00	\$0.00	\$5,400.00
53213	Evaluations	\$4,100.00	\$16,122.00	\$4,200.00	\$15,000.00	\$13,500.00
53216	Tutoring Services	\$12,500.00	\$9,762.44	\$9,000.00	\$15,000.00	\$12,000.00
53220	Other Purchased Professional Education Services	\$138,000.00	\$135,982.95	\$148,000.00	\$75,000.00	\$177,000.00
53221	Virtual Classrooms	\$1,500.00	\$995.00	\$1,550.00	\$550.00	\$0.00
53222	Web-Based Instructional Programs	\$226,384.00	\$171,383.93	\$325,542.00	\$280,000.00	\$231,144.00
53223	Instructional Teachers	\$0.00	\$27,455.64	\$0.00	\$54,000.00	\$0
53224	Personal-Care Attendants (previously in 53220)	\$646,500.00	\$744,445.19	\$648,500.00	\$795,000.00	\$624,700.00
53301	Professional Development & Training Services	\$63,620.00	\$44,956.49	\$61,225.00	\$30,000.00	\$29,980.00
53303	Conferences	\$42,100.00	\$29,002.12	\$43,100.00	\$20,000.00	\$27,860.00

Object Code	Object Description	2023-2024 Budget	2023-2024 Actuals	2024-2025 Budget	2024-2025 Projections	2025-2026 Budget
53401	Audits	\$36,500.00	\$28,250.00	\$38,500.00	\$38,500.00	\$45,000.00
53402	Legal Services	\$190,000.00	\$273,536.99	\$295,000.00	\$325,000.00	\$265,000.00
53406	Other Services	\$122,180.00	\$42,750.62	\$87,780.00	\$41,700.00	\$71,780.00
53410	Police and Fire Details	\$0.00	\$0.00	\$3,000.00	\$1,500.00	\$7,800.00
53411	Physicians	\$2,500.00	\$2,000.00	\$2,500.00	\$2,500.00	\$2,500.00
53412	Dentists	\$3,000.00	\$3,150.00	\$3,150.00	\$3,150.00	\$3,150.00
53414	Medicaid Claims Provider	\$18,500.00	\$9,728.41	\$20,000.00	\$20,000.00	\$20,000.00
53416	Officials	\$61,000.00	\$57,725.75	\$61,000.00	\$61,000.00	\$62,500.00
53417	Contracted Nursing Services	\$347,500.00	\$405,161.70	\$357,000.00	\$362,000.00	\$338,000.00
53502	Other Technology Services	\$267,971.00	\$198,161.68	\$285,440.00	\$248,853.76	\$288,050.00
53503	Testing	\$8,676.00	\$10,715.00	\$12,594.00	\$12,569.73	\$12,695.00
53705	Shipping & Postage	\$8,534.00	\$6,488.51	\$8,300.00	\$8,406.44	\$8,270.00
53706	Catering/Food Reimbursement	\$1,200.00	\$2,807.04	\$3,000.00	\$4,375.27	\$0.00
	TOTAL PURCHASED SERVICES	\$2,554,000.00	\$2,612,365.31	\$2,893,671.00	\$2,966,945.20	\$2,677,704.00
	PURCHASED PROPERTY SERVICES					
54201	Rubbish Disposal Services	\$1,600.00	\$4,686.00	\$85,182.00	\$85,812.00	\$93,175.00
54202	Snow Plowing Services	\$1,000.00	\$0.00	\$0.00	\$0.00	\$0.00
54203	Custodial Services	\$0.00	\$0.00	\$0.00	\$16,500.00	\$0.00
54204	Groundskeeping Services	\$35,000.00	\$0.00	\$33,000.00	\$20,000.00	\$30,600.00
54205	Rodent & Pest Control Services	\$8,200.00	\$7,862.00	\$8,200.00	\$8,200.00	\$8,800.00
54206	Cleaning Services	\$23,400.00	\$21,621.27	\$23,400.00	\$25,816.00	\$28,000.00
54310	Maintenance & Repairs - Non Technology	\$3,690.00	\$1,280.99	\$3,990.00	\$3,916.00	\$4,174.00
54311	Maintenance & Repairs - Fixtures and Equipment	\$119,492.00	\$178,854.71	\$197,992.00	\$196,689.64	\$170,800.00
54312	Maintenance & Repairs - General	\$60,500.00	\$53,855.18	\$60,500.00	\$77,840.00	\$113,000.00
54313	Maintenance & Repairs - Non Student Transp Vehicles	\$6,000.00	\$6,007.78	\$6,000.00	\$4,150.00	\$4,500.00
54320	Maintenance: Tech Hardware	\$58,620.00	\$18,928.02	\$35,000.00	\$18,000.00	\$26,053.00
54321	Maintenance & Repairs - Electrical	\$40,000.00	\$123,469.52	\$35,000.00	\$63,875.00	\$39,000.00
54322	Maintenance & Repairs - HVAC	\$220,000.00	\$165,833.76	\$236,000.00	\$233,210.00	\$197,000.00
54323	Maintenance & Repairs - Glass	\$1,600.00	\$2,575.00	\$1,600.00	\$4,565.00	\$5,000.00
54324	Maintenance & Repairs - Plumbing	\$50,000.00	\$47,083.90	\$61,450.00	\$60,900.00	\$48,000.00
54402	Water Usage	\$66,500.00	\$37,374.92	\$66,500.00	\$66,500.00	\$56,500.00
54403	Telephone	\$20,000.00	\$19,743.80	\$20,000.00	\$20,000.00	\$20,000.00
54405	Sewage/Cesspool Usage	\$71,000.00	\$91,620.99	\$123,700.00	\$123,700.00	\$67,600.00
54406	Wireless Communication	\$16,200.00	\$8,547.24	\$16,200.00	\$9,500.00	\$13,700.00
54407	Internet Connectivity	\$13,300.00	\$11,009.10	\$13,300.00	\$13,300.00	\$13,300.00
54601	Renting Land and Buildings	\$31,500.00	\$33,068.00	\$36,800.00	\$35,000.00	\$38,000.00
54602	Rental of Equipment and Vehicles	\$65,500.00	\$120,001.30	\$141,788.00	\$169,026.66	\$199,988.00
54604	Graduation Rentals	\$16,000.00	\$15,860.00	\$16,800.00	\$16,800.00	\$18,000.00
54605	Ice Rink Rental	\$31,000.00	\$19,650.00	\$28,000.00	\$23,030.00	\$25,000.00
54606	Pool Rental	\$9,000.00	\$6,615.00	\$9,000.00	\$7,000.00	\$9,000.00
54901	Other Purchased Property	\$0.00	\$75.00	\$0.00	\$0.00	\$0.00
54902	Alarm and Fire Safety Services	\$78,500.00	\$28,885.46	\$0.00	\$14,305.00	\$20,900.00
54903	Moving & Rigging Services	\$0.00	\$3,412.00	\$0.00	\$0.00	\$0.00
54904	Vehicle Registration - Non Student Transp Vehicles	\$200.00	\$0.00	\$200.00	\$13.00	\$200.00
	TOTAL PURCHASED PROPERTY SERVICES	\$1,047,802.00	\$1,027,920.94	\$1,259,602.00	\$1,317,648.30	\$1,250,290.00
	OTHER PURCHASED SERVICES					
55111	Transportation	\$2,340,049.00	\$2,497,198.55	\$2,655,110.00	\$2,683,723.09	\$2,722,959.00
55112	Cyber Security Transportation Svc (RIDE)	\$0.00	\$2,464.32	\$3,650.00	\$3,650.00	\$2,825.00
55113	Transportation Svc Mgmt Planning (RIDE)	\$0.00	\$24,988.81	\$30,655.00	\$30,655.00	\$30,400.00
55201	Property/Liability Insurance	\$242,880.00	\$244,877.00	\$259,800.00	\$262,940.00	\$280,000.00
55204	Student Accident Insurance	\$800.00	\$800.00	\$800.00	\$825.00	\$825.00
55401	Advertising Costs	\$1,500.00	\$340.43	\$1,200.00	\$500.00	\$1,200.00
55501	Printing	\$5,610.00	\$5,504.26	\$6,545.00	\$6,485.60	\$6,350.00
55503	Document Copying	\$90,600.00	\$16,180.86	\$0.00	\$12,886.00	\$4,200.00
55610	Tuition to Career and Technical Schools	\$334,789.00	\$316,846.24	\$416,000.00	\$290,227.00	\$269,100.00
55630	Tuition to Private Sources	\$1,285,000.00	\$1,243,119.33	\$1,356,570.00	\$1,331,354.00	\$1,453,675.00
55640	Tuition to Education Services within the state	\$46,000.00	\$82,000.00	\$90,000.00	\$113,458.34	\$140,000.00
55660	Tuition to Charter Schools	\$138,290.00	\$165,948.00	\$155,100.00	\$98,707.00	\$115,200.00
55690	Tuition - Other (Dual Enrollment Program)	\$10,000.00	\$34,207.22	\$35,000.00	\$35,000.00	\$35,000.00
55803	Employee Travel - Non Teachers	\$10,700.00	\$4,729.01	\$10,550.00	\$8,850.00	\$7,650.00
55809	Employee Travel -Teachers	\$5,760.00	\$3,545.36	\$5,760.00	\$5,560.00	\$5,550.00
55810	Travel Other	\$1,000.00	\$0.00	\$1,000.00	\$0.00	\$0.00
	TOTAL OTHER PURCHASED SERVICES	\$4,512,978.00	\$4,642,749.39	\$5,027,740.00	\$4,884,821.03	\$5,074,934.00

Object Code	Object Description	2023-2024 Budget	2023-2024 Actuals	2024-2025 Budget	2024-2025 Projections	2025-2026 Budget
SUPPLIES						
56101	Gen Supplies / Materials	\$456,799.00	\$301,148.19	\$226,050.00	\$195,000.00	\$199,698.00
56112	Uniform Supplies	\$9,150.00	\$8,849.76	\$10,250.00	\$5,000.00	\$5,000.00
56113	Graduation Supplies	\$13,500.00	\$10,571.28	\$13,500.00	\$12,816.00	\$13,500.00
56115	Medical Supplies	\$15,550.00	\$16,636.92	\$17,302.00	\$17,007.74	\$20,460.00
56116	Athletic Supplies (incl Uniforms)	\$18,000.00	\$14,067.88	\$18,000.00	\$16,000.00	\$20,000.00
56117	Honors/Award Supplies	\$3,000.00	\$1,781.33	\$3,000.00	\$3,000.00	\$3,000.00
56201	Natural Gas	\$372,000.00	\$351,610.96	\$382,000.00	\$382,000.00	\$347,000.00
56202	Gasoline	\$2,000.00	\$0.00	\$2,000.00	\$100.00	\$500.00
56203	Diesel Fuel	\$10,000.00	\$5,076.60	\$10,000.00	\$7,000.00	\$7,000.00
56204	Propane	\$500.00	\$163.10	\$500.00	\$500.00	\$500.00
56211	Other Supplies	\$38,000.00	\$16,466.66	\$38,000.00	\$36,401.01	\$38,000.00
56214	Paint	\$1,800.00	\$4,028.27	\$5,000.00	\$5,000.00	\$6,000.00
56215	Electricity	\$295,500.00	\$516,254.32	\$295,500.00	\$580,000.00	\$468,000.00
56216	Lumber Supplies	\$16,000.00	\$9,986.52	\$13,000.00	\$13,000.00	\$13,000.00
56217	Plumbing and Heating Supplies	\$8,000.00	\$87.10	\$6,000.00	\$2,500.00	\$6,000.00
56218	Electrical Supplies	\$6,000.00	\$162.88	\$5,800.00	\$2,000.00	\$5,800.00
56219	Custodial Supplies	\$175,000.00	\$171,237.60	\$175,000.00	\$175,000.00	\$179,000.00
56220	Materials for Snow & Ice Removal	\$9,500.00	\$4,270.85	\$5,000.00	\$3,056.01	\$5,000.00
56221	Lamps & Lights	\$2,000.00	\$592.25	\$2,000.00	\$500.00	\$1,000.00
56401	Textbooks	\$95,410.00	\$270,634.55	\$307,160.00	\$299,417.33	\$347,794.00
56402	Library Books	\$16,120.00	\$16,514.27	\$18,290.00	\$18,586.00	\$19,470.00
56403	Reference Books	\$200.00	\$56.09	\$200.00	\$0.00	\$100.00
56404	Subscriptions/Periodicals	\$81,331.50	\$6,173.48	\$10,878.00	\$11,711.40	\$11,492.00
56406	Textbooks - Non Public	\$2,200.00	\$8,209.26	\$5,000.00	\$3,228.51	\$5,000.00
56407	Library Web Based Software	\$2,400.00	\$7,529.94	\$9,500.00	\$12,870.00	\$13,300.00
56501	Technology Supplies	\$41,845.00	\$11,555.11	\$32,625.00	\$10,000.00	\$33,125.00
	TOTAL SUPPLIES	\$1,691,805.50	\$1,753,665.17	\$1,611,555.00	\$1,811,694.00	\$1,768,739.00
PROPERTY						
57102	Land Improvements	\$0.00	\$17,732.00	\$0.00	\$13,673.05	\$0.00
57201	Building Purchase	\$0.00	\$105,512.90	\$48,000.00	\$46,875.00	\$47,000.00
57202	Building Improvements	\$25,000.00	\$93,829.99	\$93,718.00	\$47,604.95	\$0.00
57305	Equipment	\$107,164.00	\$62,375.46	\$105,799.00	\$89,296.85	\$96,226.00
57306	Furniture & Fixtures	\$16,830.00	\$18,906.06	\$0.00	\$5,013.01	\$0.00
57309	Technology - Hardware	\$138,870.00	\$105,696.78	\$135,210.00	\$138,134.43	\$5,350.00
57311	Technology - Software	\$23,000.00	\$56,161.35	\$60,600.00	\$85,151.67	\$88,900.00
	TOTAL PROPERTY	\$310,864.00	\$460,214.54	\$443,327.00	\$425,748.96	\$237,476.00
DEBT SERVICE AND MISCELLANEOUS						
58101	Professional Organization Fees	\$27,663.50	\$22,782.20	\$25,134.00	\$31,597.60	\$29,540.00
58102	Other Dues and Fees	\$82,957.00	\$44,600.53	\$93,252.00	\$84,852.64	\$53,455.00
58206	Claims and Settlements	\$0.00	\$286,835.75	\$95,000.00	\$106,765.00	\$95,000.00
58902	Bad Debt Expense	\$0.00	\$0.00	\$0.00	\$1,138.78	\$2,500.00
	TOTAL DEBT SERVICE AND MISCELLANEOUS	\$110,620.50	\$354,218.48	\$213,386.00	\$224,354.02	\$180,495.00
	TOTAL EXPENDITURES	47,430,060.00	47,481,364.15	49,981,716.00	49,372,552.68	50,185,330.00



**NOTICE OF PUBLIC HEARING
MAY 12, 2025
EAST GREENWICH TOWN MANAGER
PROPOSED OPERATING BUDGET
FISCAL YEAR 2026
6:00PM**

Notice is hereby given that the East Greenwich Town Council will hold a HYBRID IN-PERSON AND VIRTUAL PUBLIC HEARING on Monday, May 12th beginning at 6:00pm in Swift Community Center, 121 Peirce Street on the Town Manager's proposed operating budget for FY 2026, when members of the public will be heard.

All interested persons are invited to participate in the Public Hearing.

To Access by Computer, Laptop, Tablet or Mobile Device:


Go to Zoom.us on the date and time stated, click "Join a Meeting" and enter Webinar ID: 859 8958 6830

To Access by Telephone:

US: +1 929 205 6099 or +1 301 715 8592 or +1 312 626 6799 or +1 669 900 6833 or +1 253 215 8782 or +1 346 248 7799 or 888 475 4499 (Toll Free) or 877 853 5257 (Toll Free) and enter Webinar ID: 859 8958 6830

Individuals requesting interpreter services must notify the Town Clerk's office at (401) 886-8604 via RI Relay #711 (800-745-5555 TTY) or in writing, at least seventy-two (72) hours in advance of the hearing date.

By Order of the East Greenwich Town Council
Leigh A. Carney, MMC
Town Clerk/Executive Assistant to the Town Manager



IN SAID COURT
The court will be in session at TOWN HALL, COUNCIL CHAMBERS

Greenwich, RI has qualified as Executor; creditors must file their claims in the office of the probate clerk within the time required by law beginning



Town of East Greenwich, RI

TOWN COUNCIL AGENDA TRANSMITTAL FORM

Town Council Meeting Date: **May 12, 2025**

1. Agenda Item (List as it should appear on the agenda)
Resolution authorizing the Town of East Greenwich to finance the acquisition, construction, improvement, renovation, alteration, furnishing and equipping of public schools and school facilities in the Town and all attendant expenses, including, but not limited to, costs of design, demolition, athletic fields, landscaping, parking, and costs of financing, which schools shall include but not be limited to a new build replacement for the Hanaford Elementary School, renovations and improvements to the Meadowbrook Elementary School, and additions and renovations to the East Greenwich High School and approving the issuance of general obligation bonds and notes therefor in an amount not to exceed \$150,000,000.
2. Submitted by (List department and individual, if necessary)
Leigh Carney, Town Clerk
3. Provide a brief description of the item and why it is on the agenda
See attached Memo from Finance Director
4. Provide a suggested Action
Motion to approve
5. Contact person and phone number for questions.
Patricia Sunderland, 401-886-8609

ATTACHMENTS:

[m_Resolution Authorizing_\\$150M.docx](#)

[EG Resolution \\$150M School Construction Bonds DRAFT.DOCX](#)

Town Of East Greenwich

Finance Department

Memorandum

To: Andrew E. Nota, Town Manager
From: Patricia A. Sunderland, Finance Director ^{pas}
Date: May 5, 2025
Subject: Resolution Approving the Issuance of Not to Exceed \$150,000,000 Bonds and Notes for Public School Projects

BACKGROUND

On November 7, 2023, the electorate of the Town of East Greenwich approved the issuance of bonds and notes in an amount not to exceed \$150,000,000 for comprehensive improvements to the Town's public schools, following a Town Council vote on August 15, 2023 and pursuant to Chapters 28 and 29 of the Local Acts of Rhode Island of 2023.

PROJECT SCOPE

The funds will be used to finance improvements to multiple school facilities including:

<i>Frenchtown Elementary</i>	New Build	\$1,000,000
<i>Hanaford Elementary</i>	Additions/Renovations or a New Build	\$ 750,000
<i>East Greenwich High School</i>	Additions and Renovations	\$ 500,000
<i>Meadowbrook Elementary</i>	Renovations and Improvements	\$ 400,000

These projects include all attendant expenses, such as costs of design, demolition, athletic fields, landscaping, parking, and financing costs.

FINANCING STRUCTURE

The resolution authorizes the Finance Director and the President of the Town Council to:

- Issue bonds not exceeding \$150,000,000 in two or more series
- Issue and refund interest-bearing or discounted notes in anticipation of the bonds
- Determine appropriate sale terms, amounts, denominations, maturities, and interest rates
- Enter into financing agreements with the Rhode Island Health and Educational Building Corporation and/or the Rhode Island Infrastructure Bank
- Apply for and utilize any available federal or state grants or assistance
- Utilize general treasury or School Department funds for initial capital expenditures, to be reimbursed from bond proceeds

FISCAL IMPACT

The issuance of these bonds represents a significant investment in the Town's educational infrastructure. The bonds will be structured to minimize impact on taxpayers while ensuring the timely completion of these critical projects.

COMPLIANCE

The resolution includes provisions to ensure compliance with federal tax and securities laws, including Rule 15c2-12 of the Securities and Exchange Commission, and to maintain tax-exempt status of the bonds under Section 103 of the Internal Revenue Code.

CONCLUSION

The proposed resolution provides the necessary authorization to move forward with these essential improvements to our public schools, as approved by the voters. The administrative structure outlined in the resolution ensures proper oversight and financial management of the bond proceeds.

RECOMMENDATION and ACTION

It is respectfully recommended that the Town Council approve the attached resolution authorizing the issuance of not to exceed \$150,000,000 in bonds and notes to finance the acquisition, construction, improvement, renovation, alteration, furnishing and equipping of public schools and school facilities in the Town of East Greenwich.

Action:

I respectfully request the following Town Council resolution:

“A resolution approving the resolution of the Town Council authorizing the Town of East Greenwich to finance the acquisition, construction, improvement, renovation, alteration, furnishing and equipping of public schools and school facilities in the Town and all attendant expenses, including, but not limited to, costs of design, demolition, athletic fields, landscaping, parking, and costs of financing, which schools shall include but not be limited to a new build replacement for the Frenchtown Elementary School, additions and renovations or a new build replacement for the Hanaford Elementary School, renovations and improvements to the Meadowbrook Elementary School, and additions and renovations to the East Greenwich High School and approving the issuance of general obligation bonds and notes therefor in an amount not to exceed \$150,000,000.”



Town of East Greenwich State of Rhode Island

RESOLUTION OF TOWN COUNCIL

NO. 2025.____

RESOLUTION OF THE TOWN COUNCIL APPROVING THE ISSUANCE OF NOT TO EXCEED \$150,000,000 BONDS AND NOTES FOR THE ACQUISITION, CONSTRUCTION, IMPROVEMENT, RENOVATION, ALTERATION, FURNISHING AND EQUIPPING OF PUBLIC SCHOOLS AND SCHOOL FACILITIES IN THE TOWN AND ALL ATTENDANT EXPENSES, INCLUDING, BUT NOT LIMITED TO, COSTS OF DESIGN, DEMOLITION, ATHLETIC FIELDS, LANDSCAPING, PARKING, AND COSTS OF FINANCING, WHICH SCHOOLS SHALL INCLUDE BUT NOT BE LIMITED TO A NEW BUILD REPLACEMENT FOR THE FRENCHTOWN ELEMENTARY SCHOOL, ADDITIONS AND RENOVATIONS OR A NEW BUILD REPLACEMENT FOR THE HANAFORD ELEMENTARY SCHOOL, RENOVATIONS AND IMPROVEMENTS TO THE MEADOWBROOK ELEMENTARY SCHOOL, AND ADDITIONS AND RENOVATIONS TO THE EAST GREENWICH HIGH SCHOOL

Be it resolved that:

SECTION 1. Pursuant to Chapters 28 and 29 of the Local Acts of Rhode Island of 2023, a vote of the Town Council adopted on August 15, 2023 and a vote of the electorate of the Town on November 7, 2023, the sum of \$150,000,000, plus any original issue premium, is appropriated to finance the acquisition, construction, improvement, renovation, alteration, furnishing and equipping of public schools and school facilities in the town and all attendant expenses, including, but not limited to, costs of design, demolition, athletic fields, landscaping, parking and costs of financing, which schools shall include but not be limited to a new build replacement for the Frenchtown elementary school, additions and renovations or a new build replacement for the Hanaford elementary school, renovations and improvements to the Meadowbrook elementary school, and additions and renovations to the East Greenwich high school (the "Project").

SECTION 2. In order to meet a portion of the foregoing appropriation, the Finance Director and the President of the Town Council be and hereby are authorized to issue on behalf of the Town, an amount not exceeding One Hundred Fifty Million Dollars (\$150,000,000) bonds of the Town, at one time, or from time to time in order to meet the foregoing appropriation. The bonds shall be issued in two or more series.

SECTION 3. The said officers from time to time may issue and refund not exceeding \$150,000,000 interest bearing or discounted notes in anticipation of the issue of said

bonds or in anticipation of the receipt of federal or state aid for the purpose specified in Section 1 hereof.

SECTION 4. The manner of sale, amount, denominations, maturities, conversion or registration privileges, interest rates, medium of payment, and other terms, conditions and details of the bonds and notes may be fixed by the officers authorized to sign the bonds and notes. The Town may enter into financing agreements with the Rhode Island Health and Educational Building Corporation pursuant to Title 45, Chapter 38.1 of the General Laws and, with respect to bonds and notes issued in connection with such financing agreements, if any, the Town may elect to have the provisions of Title 45, Chapter 38.1 of the General Laws apply to the issuance of the bonds and notes issued hereunder. The Town may also enter into financing agreements with the Rhode Island Infrastructure Bank pursuant to Title 46, Chapter 12.2 of the General Laws and, with respect to bonds and notes issued in connection with such financing agreements, if any, the Town may elect to have the provisions of Title 46, Chapter 12.2 of the General Laws apply to the issuance of the bonds and notes issued hereunder.

SECTION 5. The said officers from time to time may apply for, contract for and expend any federal or state advances or other grants or assistance which may be available for the purposes specified in Section 1 hereof.

SECTION 6. Pending the issuance of the bonds under Section 2 hereof or pending or in lieu of the issue of notes under Section 3 hereof, the Finance Director or the School Department Director of Finance, Administration and Operations may expend funds from the general treasury of the Town or the School Department's general fund, respectively, to pay for capital expenditures in connection with the Project (the "Reimbursement Expenditures"). Any advances made under this section shall be repaid without interest from the proceeds of the bonds or notes issued hereunder or from the proceeds of applicable federal or state assistance or from other available funds.

SECTION 7. The Finance Director and the President of the Town Council are also authorized, empowered and directed, on behalf of the Town, to: (i) execute, acknowledge and deliver any and all other documents, certificates or instruments necessary to effectuate the issuance of the bonds and notes, all in such form and with such provisions as such officer shall deem advisable; (ii) amend, modify or supplement the bonds and notes any and all other documents, certificates or instruments at any time and from time to time, in such manner and for such purposes as officers shall deem necessary, desirable or advisable; (iii) do and perform all such other acts and things deemed by such officers to be necessary, desirable or advisable with respect to any matters contemplated by this resolution in order to effectuate said borrowing and the intent hereof.

SECTION 8. The Finance Director and the President of the Town Council are authorized to take all actions necessary to comply with federal tax and securities laws including Rule 15c2-12 of the Securities and Exchange Commission (the "SEC Rule") and to execute and deliver a Continuing Disclosure Certificate in connection with the bonds and notes in the form as shall be deemed advisable by the Finance Director and the President of the Town Council in order to comply with the SEC Rule. The Town hereby covenants and agrees that it will comply with and carry out all of the provisions of the Continuing Disclosure Certificate, as it may be amended from time to time. Notwithstanding any other provision of this resolution or the bonds and notes, failure of the Town to comply with the Continuing Disclosure Certificate shall not be considered

an event of default; however, any holder of the bonds and notes may take such actions as may be necessary and appropriate, including seeking mandate or specific performance by court order, to cause the Town to comply with its obligations under this Section and under the Continuing Disclosure Certificate.

SECTION 9. This Resolution is an affirmative action of the Town of East Greenwich toward the issuance of bonds or notes in accordance with the purposes of the laws of the State. This Resolution confirms the Town's declaration of official intent pursuant to the Treasury Regulations Section 1.150(2) to reimburse the Town or the School Department for Reimbursement Expenditures for the Project paid on or after the date which is sixty (60) days prior to the date of the vote of the electors, but prior to the issuance of the bonds or notes. Amounts to be reimbursed shall not exceed \$150,000,000 and shall be reimbursed not later than eighteen (18) months after (a) the date on which the expenditure is paid, or (b) the date the Project is placed in service or abandoned, but in no event later than three (3) years after the date the expenditure is paid.

SECTION 10. To the extent the bonds or notes are issued on a tax-exempt basis, the Finance Director and the President of the Town Council are hereby authorized to take all lawful action necessary or desirable under the Internal Revenue Code of 1986, as amended (the "Code"), to insure that the interest on any bonds and notes will remain exempt from federal income taxation to the extent provided in Section 103 of the Code, and to refrain from taking any action which will cause interest on such bonds and notes to lose the benefit of exclusion from gross income provided by Section 103(a) of the Code.

SECTION 11. This resolution shall take effect upon passage.

ATTEST:



Leigh A. Carney, MMC
Town Clerk

Adopted on this _____ day of _____, 2025 by the East Greenwich Town Council and voted _____.



Town of East Greenwich, RI

TOWN COUNCIL AGENDA TRANSMITTAL FORM

Town Council Meeting Date: May 12, 2025

1. Agenda Item (List as it should appear on the agenda)

Change order of contract with the Narragansett Improvement Company, 223 Allens Avenue, Providence, RI 02903 in an amount not to exceed \$97,833.75 for changes in scope and for the total contract award not to exceed \$470,618.75 for the completion of the Donnie Bowen Basketball Courts Improvement Project, with authorization for the Finance Director to advance funding of \$100,110.00 from the Town's Capital Improvement fund balance, \$241,957.14 from the Recreation Development Fund, and the remaining balance of \$128,551.61 from the Recreation Activities Fund, for purposes specified in the recommendation to award this contract.

2. Submitted by (List department and individual, if necessary)

Andy Wade, Community Services and Parks

3. Provide a brief description of the item and why it is on the agenda

On October 15, 2024, a contract was awarded by the Town Council to Narragansett Improvement Company, 223 Allens Ave, Providence, RI 02903 for an amount not to exceed \$372,785.00 for the reconstruction of the Donnie Bowen Basketball Courts at Eldredge Park. The initial bid specified reusing the court's perimeter fencing. I am recommending the change order to provide the park with a new facility that aesthetically blends the new courts with the newly constructed softball backstop and baseball fencing. Additionally, this change order provides 100 linear feet of decorative fencing to match the recently installed fencing on First Avenue providing protection for our summer camp participants while using the adjacent pavilion.

Change Order Details:

Summary: Remove and replace existing perimeter court fencing and replace with new black vinyl coated chain link to match softball backstop. Additionally, install 100 linear feet of fencing along Cliff Street to provide added security in front of new pavilion.

Full details and cost breakdown below:

- **Jerith Fencing: 100 LF x \$147.50 / LF = \$14,750.00**
- **Eldredge Park Side 10ft high: 120 LF x \$140/LF = \$16,800.00**
- **Eldredge House Side (Multi-height Fence): 90LF x \$270.00/LF = \$24,300.00**
- **Eldredge Street Side (12 FT Height): 120 LF x \$290.00 / LF = \$34,800.00**
- **Eldredge (1) 8ft Wide double gate (two 4ft wide swing gates) = \$1,993.75 Total**
- **NICO Fence Demo (1-day crew rate): \$5,190.00**

Total additional cost: \$97,833.75

Total Contract Cost: \$470,618.75

4. Provide a suggested Action

Motion to approve/authorize


5. Contact person and phone number for questions.
Andy Wade, 401-886-8350

ATTACHMENTS:

[NICO Change Order Cost Email.pdf](#)

[NICO Change Order Detail.pdf](#)

[Narragansett Improvements Change Order Recommendation 5.12.25.pdf](#)



**For the best experience, open this PDF portfolio in
Acrobat X or Adobe Reader X, or later.**

[Get Adobe Reader Now!](#)

From: [Chris Toegemann](#)
To: [Wade, Andrew](#)
Subject: RE: Eldredge Meeting Wrap-up
Date: Monday, May 5, 2025 12:30:06 PM
Attachments: [image002.png](#)
[image003.png](#)
[image004.png](#)
[image005.png](#)

Here is a breakdown for all the fencing for your records:

1. Jerith Fencing: 100 LF x \$147.50 / LF = \$14,750.00
2. Eldredge Park Side 10ft high: 120 LF x \$140/LF = \$16,800.00
3. Eldredge House Side (Multi-height Fence): 90LF x \$270.00/LF = \$24,300.00
4. Eldredge Street Side (12 FT Height): 120 LF x \$290.00 / LF = \$34,800.00
5. Eldredge (1) 8ft Wide double gate (two 4ft wide swing gates) = \$1993.75 Total
6. NICO Fence Demo (1 day crew rate): \$5190.00

Also for your record for new contract price to date:

Original Cojcontract Price at time of Bid: \$372,785.00
Original Contract Price after Redesign: \$357,050.00
Upgrade to Truebouce Posts: Add \$7000.00 total
Backboard Padding for Truebouce: Add \$1350.00 Total (\$337.50 Each)
Post Padding for Truebouce: Add \$2300.00 Total (\$575.00 Each)
CONTRACT VALUE: \$367,700.00
Add water fountain/pad/water line: Add \$5085.00
Additional Fencing: Add \$97,833.75
New Contract Value: \$470,618.75

Remaining Balance: \$5,085.00

So I think we have just enough leftover money from the remaining contract to buy and install the water bottle filling station, I will get this ordered this week.

Call/Email with any questions.

Thank you,

Christopher Toegemann
Superintendent
Narragansett Improvement Company
223 Allens Avenue
Providence, Rhode Island 02903
O: 401-331-7420 C: 401-474-4447



From: Wade, Andrew <awade@eastgreenwichri.com>
Sent: Monday, May 5, 2025 12:00 PM
To: Chris Toegemann <ctoegemann@nicori.com>
Subject: RE: Eldredge Meeting Wrap-up

Let's do Black.

Could you please share with me a breakdown of costs between the basketball and Jerith fencing?

Thanks,

Andy

Andrew J. Wade, CPRP, CPSI
Director of Community Services & Parks
Town of East Greenwich
401-886-8350



From: Chris Toegemann <ctoegemann@nicori.com>
Sent: Monday, May 5, 2025 11:18 AM
To: Wade, Andrew <awade@eastgreenwichri.com>
Subject: RE: Eldredge Meeting Wrap-up

Hi Andy,

I worked up a few prices for the fencing which follows:

Black Vinyl Fuse Bonded Fence: 10 Ft high fence on west and east side, transitioning from a 10ft high to 12ft high along the house, and 12ft high along the street side. Existing posts along street side to be cut down to length and painted. Also, this includes 100 Linear Feet of Jerith Liberty Style #200 54" height aluminum fence along the street side. The additional cost for demo/cleanup and removal of existing fencing, as well as installing new fencing will

be an increase of \$97,833.75. Just give me the OK and we can start demo this week (of when the rain stops).

Also, I think I am going to get that Global Industrial Bottle Filler. What color do you want? Green?

Thanks and we will be in touch.

Call/Email with any questions.

Thank you,

Christopher Toegemann
Superintendent
Narragansett Improvement Company
223 Allens Avenue
Providence, Rhode Island 02903
O: 401-331-7420 C: 401-474-4447



From: Wade, Andrew <awade@eastgreenwichri.com>
Sent: Wednesday, April 30, 2025 11:17 AM
To: Chris Toegemann <ctoegemann@nicori.com>
Subject: Eldredge Meeting Wrap-up

Good Morning Chris,

I just wanted to follow-up on our meeting yesterday to try and recap as best we can what we discussed, please let me know if I omit anything.

- Fencing
 - You are working on a quote for the removal of the old fence and replace with black vinyl coated fabric for the courts.
 - You will receive quotes that include two sides excluding the north side (Neighbor Side) and you will get a number for all court fencing.
 - Poles on the street side will be salvaged, painted black and reused in the new structure.
 - I wish to lower their height. If possible I would like 12ft fencing on the

street side.

- Northwest end will have a pedestrian entrance and gates that allow for vehicular access.
- Southeast corner will have a return to match the Southwest corner to provide as much symmetry as possible.
- Please produce a quote to provide fencing along Cliff Street from the court fencing to the stairs in front of pavilion
 - Fencing should match black aluminum Jerrith Co fencing on First Ave. I have attached specs from other project
 - Approx 100ft
- Brick Walkway – To be located on new path coming down from pavilion entrance path.
 - Approximately 30ft long
 - 3 paver sizes, Standard red brick, 8x8 granite, 12x12 granite
 - Narragansett Improvements will order pavers
 - EG will coordinate with Engraver to complete preordered engraved pavers.
 - Engraver will bill NIC for brick engraving.
- Electrical Sleeves – Sleeves to be place under asphalt path along field side fence.
 - Three Sleeves shall be placed along path.
 - One on each end on courts and one in the center of the two courts for future electrical outlets on court fencing.
 - Locations to be approved by EG.
- Water Fountain/Bottle Fill
 - Look into installing bottle fill station/water fountain by southwest corner by abandoned water line.
 - Move existing service to be next to path
 - Meet ADA with concrete base and asphalt path
 - Example Fountain: https://www.globalindustrial.com/p/global-industrial-bi-level-drinking-fountain-pet-station-green?gad_source=1&gclid=Cj0KCQjwzrzABhD8ARIsANISWNOhk9wzverzro7kHNzRJVDRWhuXyUDvZoVioiF0ya41MzAayUOCRwaArbREALw_wcB

Please let me know if I omitted anything.

Thanks,

Andy

Andrew J. Wade, CPRP, CPSI
Director of Community Services & Parks
Town of East Greenwich
401-886-8350





Town of East Greenwich
COMMUNITY SERVICES DEPARTMENT
PARKS RECREATION SENIOR SERVICES HARBOR

125 Main Street
PO Box 111
East Greenwich, RI 02818
Phone (401) 886-8600 ext. 3
Fax (401) 885-1568
www.eastgreenwichri.com

MEMO

To: Andrew E. Nota, Town Manager
From: Andy Wade, Director of Community Services & Parks
Cc: Patricia Sunderland, Finance Director
Date: 5/6/2025
Re: **Change Order** - Donnie Bowen Basketball Courts Improvement Project

Background:

This project was originally awarded a Large Recreation Development Grant from the RIDEM as part of the 2022 grant funding round. Work related to the project to be completed with this bid award will include the construction and installation two new basketball courts, construction of a brick walkway, and fencing.

Bid Results:

The community services department solicited sealed proposals for the Eldredge Park Field Improvements Project on Sept 3, 2024. The RFP was posted on the town's website and through bidnet direct, a RI Purchasing Group collaborative website. On October 15, 2024, the contract was awarded by the Town Council to Narraganset Improvement Company, 223 Allens Ave, Providence, RI 02903 for an amount not to exceed \$372,785.00.

Change Order Details:

Summary: Remove and replace existing perimeter court fencing and replace with new black vinyl coated chain link to match softball backstop. Additionally, install 100 linear feet of fencing along Cliff Street to provide added security in front of new pavilion.

Full details and cost breakdown below:

- Jerith Fencing: 100 LF x \$147.50 / LF = \$14,750.00
- Eldredge Park Side 10ft high: 120 LF x \$140/LF = \$16,800.00
- Eldredge House Side (Multi-height Fence): 90LF x \$270.00/LF = \$24,300.00
- Eldredge Street Side (12 FT Height): 120 LF x \$290.00 / LF = \$34,800.00
- Eldredge (1) 8ft Wide double gate (two 4ft wide swing gates) = \$1,993.75 Total
- NICO Fence Demo (1-day crew rate): \$5,190.00

Total additional cost: \$97,833.75

Funding Detail:

- \$97,833.75 from the Recreation Activities Fund Balance

Change Order Recommendation:

Based on the above information, I would respectfully request the following Town Council resolution:

“A resolution authorizing the change order of contract with the **Narraganset Improvement Company, 223 Allens Ave, Providence, RI 02903** in an amount not to exceed \$97,833.75 for the above changes in scope and for the total contract award not to exceed \$470,618.75 for the completion of the Donnie Bowen

Basketball Courts Improvement Project, with authorization for the Finance Director to advance funding of \$100,110.00 from the Town's Capital Improvement fund balance, \$241,957.14 from the Recreation Development Fund, and the remaining balance of \$128,551.61 from the Recreation Activities Fund, for purposes specified in the recommendation to award this contract.”