

EMPIRE CITY COUNCIL AGENDA
March 12, 2024 - 7:00 PM, Empire City Hall

A. Call Meeting to Order and Flag Pledge

B. Roll Call

C. Approve the Agenda

D. Minutes

D.1 Minutes of the 2/27/2024 City Council Meeting; 3/5/2024 Planning Commission Meeting;
3/11/2024 Park & Rec. Committee Meeting

E. Treasurer's Report

E.1 Profit & Loss / Budget Comparison Report as of 3/12/2024

F. Visitors

The Visitors Forum is intended to afford the public the opportunity to address concerns to the City Council. Each presenter will have no more than five (5) minutes to speak. Topics of discussion are restricted to local governmental topics rather than private agendas. The Council may discuss but will not take formal action on visitors' forum presentations.

G. Bills to be paid in the amount of \$380,148.35

G.1 Bill list for March 12, 2024

H. Committee Reports:

Maintenance / Sewer and Water / Road and Bridges

Law Enforcement

2023 Annual / Monthly Statistics Reports

Park & Rec

Engineering

Planning

1. Consider Adopting Ordinance No. 2024-1; Amending Section 5.05, C, 5 of Ordinance No. 400, Empire Zoning Ordinance
2. Proposed Comprehensive Plan Amendment - City of Rosemount

I. Old Business

J. New Business

- J.1 Presentation of 2023 Financial Statement Audit; Tyler See, CPA - Abdo
- J.2 Consider Approving the 2023 Financial & Audit Report as Presented
- J.3 Request for Outdoor Pizza Oven at the Empire Public Works Building
- J.4 2023 Farmington Annual Fire Report

K. Meetings: Planning Commission Meeting 3/19/2024 8:00 PM; City Council Meeting

3/26/2024 8:00 PM

L. FYI

L.1 Information from Charter Communications on Cable Lineup Changes

L.2 Save the Date for DCTOA Spring Meeting (March 23, 2024)

L.3 Dakota County Market Value Update

M. Adjournment



MEMORANDUM

Date: March 12, 2024
To: Empire City Council
From: Charles Seipel-Teng, Clerk-Administrator
RE: Minutes of the 2/27/2024 City Council Meeting; 3/5/2024 Planning Commission Meeting; 3/11/2024 Park & Rec. Committee Meeting

*Attachment(s): 2 27 24 Council Minutes.pdf
3 5 24 PC Minutes.pdf
PR Minutes 3 11 2024.pdf*



Empire City Council Meeting Minutes February 27, 2024

The meeting of the Empire City Council was called to order by Mayor Trent Larson at 5:00 PM .

Present were: Mayor Trent Larson; Council Members: Eric Hanson; Danny Rubio; Marla Vagts; Melanie Lee (present at 5:30 PM). Also present were Jerod Waltman; Brian Hilgardner, Jenni Faulkner; and Charles Seipel-Teng.

A. Call Meeting to Order and Flag Pledge

B. Roll Call

C. Approve the Agenda

Eric Hanson made a motion to approve. Marla Vagts seconded. Motion carried 4-0

D. Minutes

D.1 Minutes of the 2/13/2024 City Council Meeting

Danny Rubio made a motion to approve. Eric Hanson seconded. Motion carried 4-0

E. Treasurer's Report

E.1 Cash Balance Report as of 2/27/2024

Marla Vagts made a motion to approve. Eric Hanson seconded. Motion carried 4-0

F. Visitors

None.

G. Bills to be paid in the amount of \$54,683.35

G.1 Bill List for February 27, 2024

Eric Hanson made a motion to approve. Marla Vagts seconded. Motion carried 4-0

H. Committee Reports:

Maintenance / Sewer and Water / Road and Bridges

Jerod Waltman reported that staff is rehabilitating and painting the hockey rink boards. A new section of trail was added just to the east of the tennis courts. This section of trail will help residents to have access to Town Hall Park during the trail reconstruction. With the warm weather, staff will start grading the gravel roads soon.

Law Enforcement

No report.

Park & Rec

There is still a vacancy on the Park & Rec. Committee that staff is hoping to fill soon. Anyone interested should be directed to talk with Dawn at City Hall.

Engineering

Consider Approving Plans and Specifications / Authorize Advertising for Bids for Proposed 2024 Street Improvement Project

Brian Hilgardner provided specifications and estimates for the proposed 2024 Street and City Hall Parking Lot reconstruction project. Total estimated costs for the project is \$1,505,434, including a 10% contingency. Brian is hopeful that bids will come in at a good price. The advertisement for bids will be published next week, with bid opening to take place on March 29th with Council consideration of the bids on April 9th. Brian is hoping that the project can be wrapped up prior to the Empire Celebration in August.

Marla Vagts made a motion to To approve the plans and specifications, and authorize the advertisement of bids for the proposed 2024 Street Improvement Project. Eric Hanson seconded. Motion carried 4-0

Brian Hilgardner reported that the infrastructure placement study for the northwest portion of Empire will be presented at the March 26th City Council Meeting, in addition to a report on a proposed AUAR for the area. The City Council will need to determine how to proceed with the proposed construction of a water tower, wells, sanitary sewer interconnects, and a possible interconnection with the City of Lakeville. The City Council noted that they and staff should take the necessary time to make sure that all options for the future of this area are thoroughly evaluated so that the city is making the best decisions for development in this area as well as keeping in mind what is best for the entire city.

Planning

Consider Adopting Resolution 2024-2B, Adopting the City of Empire 2040 Comprehensive Plan Update

Jenni Faulkner reported that the amended 2040 Comprehensive Plan for the City of Empire has been formally adopted by the Met Council.

Marla Vagts made a motion to adopt Danny Rubio seconded. Motion carried 5-0

I. Old Business

I.1 Consider Approving Contract for Fire Service with the City of Farmington

It was reported that the city's attorney is comfortable with adopting the proposed contract as presented. The Council reviewed information from the city's attorney as well as a request from the City of Farmington that the payment for the 2024 contract year be invoiced over a two-year period, instead of the requested four-year period. After discussion, the City Council recommended that the city request that the 2024 contract year be invoiced over a three-year period, and approved, with the contingency that the Clerk-Administrator will have the authority to execute the agreement if the City of Farmington is not agreeable to a three-year option.

Eric Hanson made a motion to approve the contract for fire service with the City of Farmington, with the 2024 contract amount invoiced over a three-year period, and the Clerk-

Administrator authorized to execute the contract as presented if the City of Farmington is not agreeable to a three-year period. Danny Rubio seconded. Motion carried 5-0

J. New Business

J.1 Consider Adopting Elected Official Out-Of-State Travel Policy

It was reported that the City's auditor is recommending that the City Council adopt an out-of-state travel policy for elected officials.

Marla Vagts made a motion to adopt Melanie Lee seconded. Motion carried 5-0

K. Meetings:

PNP Primary Election, Tuesday March 5th (7:00 AM to 8:00 PM); Planning Commission Meeting, March 5th, 8:00 PM; Park & Rec. Committee Meeting, March 11, 7:00 PM; City Council Meeting, March 12, 7:00 PM.

L. FYI

L.1 Information from Charter Communications on Cable Lineup Changes

M. Adjournment

Marla Vagts made a motion to adjourn. Danny Rubio seconded. Meeting adjourned at 5:45 PM.

Trent Larson, Mayor

Charles Seipel-Teng, Clerk - Administrator



Empire Planning Commission Meeting Minutes March 5, 2024, 8:00 PM

Present were: Jared Sachs, Elizabeth Haas, Gina Maunu, Julie Stultz, Melanie Lee, Jenni Faulkner. Doug Clark was absent.

1. Agenda Items

1.1 Public Hearing (8:00 PM) - Consider Amendment to Section 5.05, C, 5 of the Zoning Ordinance to Allow Middle and Secondary Schools in the AG District

Jenni Faulkner read the public hearing notice and presented a memo outlining the background of the proposed amendment. The City has not received comment on the public hearing prior to the meeting.

It was reported that a property owner in the AG District had inquired about amending the ordinance to allow an outdoor educational use at their property. As a result, the City Council directed staff to prepare language for an ordinance amendment that would permit additional educational uses in the AG District. The Planning Commission recommended that the amendment language include secondary schools, including high schools, as a permitted conditional use (CUP) in the AG District. Beth Molitor, a resident on 210th Street, noted that she supports the proposed amendment.

Julie Stultz made a motion to close the public hearing. Gina Maunu seconded. Motion carried 4-0.

Julie Stultz made a motion to recommend an amendment to the Empire Zoning Ordinance the permits secondary schools, including high schools, as a conditional use in the AG District. Gina Maunu seconded. Motion carried 4-0.

1.2 Proposed Comprehensive Plan Amendment - City of Rosemount

The Planning Commission reviewed a proposed Comprehensive Plan amendment from the City of Rosemount. The proposed amendment changes the sanitary sewer plan for the proposed Meta data center site. The Planning Commission had no comment on the proposed amendment.

1.3 Continued Discussion on Connection Fees and Availability Charges

The Planning Commission reviewed subdivision fees, area charges, base charges, water and sewer connection fees, and park dedication fees from other cities in the metro area that are experiencing suburban development. It was reported that the city's engineers will be presenting information on an infrastructure placement study for the northwest portion of Empire at the March 26th City Council Meeting.

It was recommended that the Planning Commission look into policy considerations regarding development fees in preparation for future development in this area of Empire. The infrastructure placement study will outline some cost estimates of providing water and sanitary sewer service for development in this area. The City needs to make sure that it has sufficient means to recoup the costs of building the infrastructure to provide these services. The City Council has directed the Planning Commission to take the time necessary to help determine the best approach for fostering future development in a way that will benefit the entire city. The Planning Commission would like to see Credit River added to the list of examples in addition to information that shows how proposed fees would match up with infrastructure placement cost estimates provided by the engineer, when they are available.

Elizabeth Haas made a motion to adjourn. Gina Maunu seconded. Meeting ended at 8:20 PM.

Park and Recreation Minutes

March 11th, 2024

The meeting was called to order by Chair Kacey Fahey. Present were Kacey Fahey, Mark Page, Tanya Borchardt, Eric Hanson and Dawn McCracken.

The committee discussed our upcoming joint meeting with Farmington Park and Recreation. Farmington has offered the use of their city van to transport Empire and Farmington Park and Recreation members to various parks, trails, and/or facilities within our communities. Specific locations to stop at will be determined at a later date. The recommendation for the joint meeting to be held is May 22nd from 6-8 pm.

Entertainers, for our summer entertainment series, were discussed. Dawn will reach out to the committee approved entertainers to secure for the designated dates. The summer entertainment dates for 2024 will be June 9th, June 23rd, July 14th, July 28th, August 1st for our annual Empire Celebration, as well as August 25th for our final entertainment for the summer with the Farmington High School marching band. Additional information about each event will be provided closer to the date of the performance.

Possible activities and entertainment for our annual Empire Celebration were discussed. Dawn will reach out to the committee recommended entertainment to secure them for the August 1st date. Additional details of the event will be discussed at future meetings. Some regular attendees may need to have their usual locations changed at the event. This is due to possible weight limit restrictions that may be in place from the completion of a new City Hall parking lot. The possible need for restrictions will be further determined depending on the anticipated completion date of the parking lot project.

Jenna Calhoun, a member of the Farmington Rotary Club, has reached out to Dawn regarding possible ways the club may be able to partner with Empire on volunteer opportunities. The Park and Recreation Committee has made a recommendation to invite a member of the Farmington Rotary Committee to a parks meeting to tell us more about the organization. Dawn will reach out to Jenna to see if the Rotary may be interested in helping with our Earth Day trail clean up event on April 20th from 10-12.



MEMORANDUM

Date: March 12, 2024
To: Empire City Council
From: Charles Seipel-Teng, Clerk-Administrator
RE: Profit & Loss / Budget Comparison Report as of 3/12/2024

*Attachment(s): BUDGET COMPARISON 2024.pdf
BUDGET COMPARISON 2024 Monthly.pdf*

3/12/2024

GENERAL REVENUE

	BUDGETED AMOUNT	ACTUAL	BUDGET VARIANCE
R 101-41000-31010 Ad Valorem Property Tax Revenu	\$928,000.00	\$4,125.83	-\$923,874.17
R 101-41000-31020 Delinquent Ad Valorem Taxes	\$0.00	\$0.00	\$0.00
R 101-41000-31030 Mobile Home Tax Revenue	\$12.00	\$0.00	-\$12.00
R 101-41000-31040 Fiscal Disparities Tax	\$60,000.00	\$54,196.10	-\$5,803.90
R 101-41000-31702 Solar Production Tax	\$5,000.00	\$0.00	-\$5,000.00
R 101-41000-32100 Business License and Permits	\$3,500.00	\$0.00	-\$3,500.00
R 101-41000-32200 Non Business License - Permits	\$0.00	\$0.00	\$0.00
R 101-41000-32211 Permit Fee / New Construction	\$70,000.00	\$6,166.25	-\$63,833.75
R 101-41000-32212 Remodel	\$1,000.00	\$0.00	-\$1,000.00
R 101-41000-32213 Mechanical	\$2,500.00	\$400.00	-\$2,100.00
R 101-41000-32214 Repair	\$1,000.00	\$0.00	-\$1,000.00
R 101-41000-32215 Plumbing	\$2,500.00	\$800.00	-\$1,700.00
R 101-41000-32216 Demolition	\$0.00	\$0.00	\$0.00
R 101-41000-32217 Septic	\$0.00	\$0.00	\$0.00
R 101-41000-32260 Driveway Permit	\$200.00	\$0.00	-\$200.00
R 101-41000-32261 Right of Way Permit	\$2,000.00	\$360.00	-\$1,640.00
R 101-41000-32262 Mining Permit	\$45,000.00	\$0.00	-\$45,000.00
R 101-41000-32263 Grading Permit	\$500.00	\$200.00	-\$300.00
R 101-41000-32265 Other Permits	\$350.00	\$0.00	-\$350.00
R 101-41000-33100 Federal Grants and Aids	\$0.00	\$0.00	\$0.00
R 101-41000-33400 State Grants and Aids	\$70,500.00	\$0.00	-\$70,500.00
R 101-41000-33426 Argicultural Market Value Cred	\$5,000.00	\$0.00	-\$5,000.00
R 101-41000-33428 State-Payments in Lieu of Tax	\$0.00	\$0.00	\$0.00
R 101-41000-33429 State PERA Aid	\$0.00	\$0.00	\$0.00
R 101-41000-33600 Grants and Aids From Local Gov	\$0.00	\$0.00	\$0.00
R 101-41000-33640 Other Grant	\$1,000.00	\$0.00	-\$1,000.00
R 101-41000-34000 Charges for Services	\$0.00	\$13.10	\$13.10
R 101-41000-34103 Zoning and Subdivision Fees	\$35,000.00	\$28,791.50	-\$6,208.50
R 101-41000-34107 Assessment Searches	\$0.00	\$0.00	\$0.00
R 101-41000-34108 Admin. Charges to Other Funds	\$0.00	\$0.00	\$0.00
R 101-41000-34109 Franchise Fees	\$8,000.00	\$1,346.87	-\$6,653.13
R 101-41000-34110 Developer Fees	\$0.00	\$0.00	\$0.00
R 101-41000-34111 Bldg. Inspection / Plan Review	\$60,000.00	\$3,033.06	-\$56,966.94
R 101-41000-34200 Public Safety	\$0.00	\$0.00	\$0.00
R 101-41000-34202 Special Fire Protection Servic	\$0.00	\$0.00	\$0.00
R 101-41000-34950 State Surcharge (Bldg. Permits	\$3,000.00	\$316.67	-\$2,683.33
R 101-41000-35101 Court Fines	\$800.00	\$3,809.54	\$3,009.54

	BUDGETED AMOUNT	ACTUAL	BUDGET VARIANCE
R 101-41000-35102 Parking Fines	\$0.00	\$0.00	\$0.00
R 101-41000-35104 Other Fines	\$0.00	\$0.00	\$0.00
R 101-41000-35105 Administrative Penalties	\$0.00	\$0.00	\$0.00
R 101-41000-35200 Forfeits	\$0.00	\$0.00	\$0.00
R 101-41000-36100 Special Assessments	\$0.00	\$0.00	\$0.00
R 101-41000-36101 Principal	\$0.00	\$0.00	\$0.00
R 101-41000-36102 Penalties and Interest	\$0.00	\$0.00	\$0.00
R 101-41000-36200 Miscellaneous Revenues	\$0.00	\$5.17	\$5.17
R 101-41000-36210 Interest Earnings	\$60,000.00	\$21,252.33	-\$38,747.67
R 101-41000-36220 Rents and Royalties	\$15,000.00	\$8,981.00	-\$6,019.00
R 101-41000-36230 Contributions and Donations (P	<u>\$0.00</u>	<u>\$0.00</u>	<u>\$0.00</u>
	\$1,379,862.00	\$133,797.42	-\$1,246,064.58
PARK & RECREATION REVENUE			
R 101-45000-34740 Park and Recreation Concession	\$0.00	\$0.00	\$0.00
R 101-45000-34780 Park & Trail Fees	\$0.00	\$0.00	\$0.00
R 101-45000-34790 Program Fees	\$2,300.00	\$650.00	-\$1,650.00
R 101-45000-36220 Rents and Royalties	\$10,000.00	\$0.00	-\$10,000.00
R 101-45000-36230 Contributions and Donations (P	<u>\$1,000.00</u>	<u>\$0.00</u>	<u>-\$1,000.00</u>
	\$13,300.00	\$650.00	-\$12,650.00
ROAD & BRIDGE REVENUE			
R 201-41000-36210 Interest Earnings	\$0.00	\$0.00	\$0.00
R 201-43000-31701 Gravel Tax	\$130,000.00	\$0.00	-\$130,000.00
R 201-43000-33100 Federal Grants and Aids	\$0.00	\$0.00	\$0.00
R 201-43000-33400 State Grants and Aids	\$0.00	\$0.00	\$0.00
R 201-43000-33610 County Grants and Aids for Hig	\$0.00	\$0.00	\$0.00
R 201-43000-34000 Charges for Services	\$0.00	\$0.00	\$0.00
R 201-43000-34301 Street, Sidewalk and Curb Repa	\$0.00	\$0.00	\$0.00
R 201-43000-34303 Transportation Fee	\$0.00	\$0.00	\$0.00
R 201-43000-34304 Public Lighting	\$18,500.00	\$4,026.11	-\$14,473.89
R 201-43000-34305 Storm Water Management	\$18,500.00	\$4,026.09	-\$14,473.91
R 201-43000-34306 Storm Wtr/ Street Lgt Penalty	<u>\$0.00</u>	<u>\$40.02</u>	<u>\$40.02</u>
	\$167,000.00	\$8,092.22	-\$158,907.78
DEBT SERVICE FUND REVENUE			
R 301-47100-31010 Ad Valorem Property Tax Revenu	\$344,190.00	\$1,530.68	-\$342,659.32
R 301-47100-36210 Interest Earnings	<u>\$0.00</u>	<u>\$0.00</u>	<u>\$0.00</u>
	\$344,190.00	\$1,530.68	-\$342,659.32
CAPITAL IMPROVEMENT FUND			
R 450-41000-31010 Ad Valorem Property Tax Revenu	\$239,000.00	\$1,063.01	-\$237,936.99

	BUDGETED AMOUNT	ACTUAL	BUDGET VARIANCE
Sale of Investments	<u>\$1,705,000.00</u>	<u>\$0.00</u>	<u>-\$1,705,000.00</u>
	\$1,944,000.00	\$1,063.01	-\$1,942,936.99
TOTAL GENERAL FUND REVENUE	\$3,848,352.00	\$145,133.33	-\$3,703,218.67

	BUDGETED AMOUNT	ACTUAL	BUDGET VARIANCE
WATER FUND REVENUE			
R 600-49400-31300 Sales & Use Tax	\$0.00	\$7.29	\$7.29
R 600-49400-36210 Interest Earnings	\$0.00	\$0.00	\$0.00
R 600-49400-37110 Rate Class I	\$310,000.00	\$61,274.54	-\$248,725.46
R 600-49400-37150 Connection/Reconnection Fees	\$5,000.00	\$0.00	-\$5,000.00
R 600-49400-37160 Penalties and Forfeited Discou	\$5,000.00	\$282.28	-\$4,717.72
R 600-49400-37170 New Water Meter Charge	<u>\$1,000.00</u>	<u>\$0.00</u>	<u>-\$1,000.00</u>
	\$321,000.00	\$61,564.11	-\$259,435.89
SEWER FUND REVENUE			
R 600-49450-37210 Rate Class 1	\$170,000.00	\$32,301.21	-\$137,698.79
R 600-49450-37250 Connection/Reconnection Fees	\$2,500.00	\$0.00	-\$2,500.00
R 600-49450-37260 Penalties and Forfeited Discou	\$7,000.00	\$237.74	-\$6,762.26
R 600-49450-37270 Sewer Inspection Fee	\$500.00	\$0.00	-\$500.00
R 600-49450-37290 SAC Charges	<u>\$0.00</u>	<u>\$0.00</u>	<u>\$0.00</u>
	\$180,000.00	\$32,538.95	-\$147,461.05
TOTAL ENTERPRISE FUND REVENUE	\$501,000.00	\$94,103.06	-\$406,896.94
TOTAL ENTERPRISE & GENERAL FUND	\$4,349,352.00	\$239,236.39	-\$4,110,115.61

BUDGETED AMOUNT**ACTUAL****BUDGET VARIANCE**

3/12/2024

GENERAL EXPENDITURE

E 101-41000-106 Committee Wages	\$18,000.00	\$2,635.00	\$15,365.00
E 101-41000-121 PERA Contributions	\$0.00	\$131.75	-\$131.75
E 101-41000-122 FICA Contributions	\$0.00	\$201.62	-\$201.62
E 101-41000-211 Cleaning Supplies	\$1,000.00	\$70.24	\$929.76
E 101-41000-215 Shop Materials	\$7,500.00	\$2,118.46	\$5,381.54
E 101-41000-221 Equipment Parts	\$5,000.00	\$0.00	\$5,000.00
E 101-41000-223 Building Repair Supplies	\$15,000.00	\$1,611.07	\$13,388.93
E 101-41000-300 Professional Services	\$120,000.00	\$10,213.26	\$109,786.74
E 101-41000-303 Engineering Fees	\$60,000.00	\$9,019.50	\$50,980.50
E 101-41000-307 Management Fees	\$650.00	\$110.22	\$539.78
E 101-41000-310 Planner Fees	\$50,000.00	\$17,580.00	\$32,420.00
E 101-41000-312 Fire Contract	\$260,000.00	\$256,447.59	\$3,552.41
E 101-41000-313 Ambulance Contract	\$500.00	\$500.00	\$0.00
E 101-41000-321 Telephone	\$4,500.00	\$995.53	\$3,504.47
E 101-41000-351 Legal Notices Publishing	\$2,500.00	\$609.60	\$1,890.40
E 101-41000-362 Property Insurance	\$13,100.00	\$13,100.95	-\$0.95
E 101-41000-381 Electric Utilities	\$8,500.00	\$1,670.65	\$6,829.35
E 101-41000-383 Gas Utilities	\$7,000.00	\$1,859.70	\$5,140.30
E 101-41000-437 Other (State Surcharge)	\$3,000.00	\$333.00	\$2,667.00
E 101-41000-490 Donations to Civic Organizatio	\$1,000.00	\$0.00	\$1,000.00
E 101-41330-106 Committee Wages	\$8,500.00	\$0.00	\$8,500.00
E 101-41410-104 Wages-temp	\$3,500.00	\$949.00	\$2,551.00
E 101-41410-203 Forms and Paper	\$1,500.00	\$195.00	\$1,305.00
E 101-41410-208 Other Supplies	\$1,600.00	\$150.84	\$1,449.16
E 101-41410-203 Professional Services	\$1,124.00	\$548.60	\$575.40
E 101-41410-331 Travel Expense	\$300.00	\$93.40	\$206.60
E 101-41410-351 Legal Notices Publishing	\$350.00	\$0.00	\$350.00
E 101-41510-101 Full-time Wages	\$142,000.00	\$25,754.17	\$116,245.83
E 101-41510-103 Part-time Wages	\$0.00	\$0.00	\$0.00
E 101-41510-121 PERA Contributions	\$11,500.00	\$1,931.56	\$9,568.44
E 101-41510-122 FICA Contributions	\$11,500.00	\$1,920.76	\$9,579.24
E 101-41510-131 Health	\$16,500.00	\$5,294.25	\$11,205.75
E 101-41510-132 Dental	\$1,000.00	\$150.34	\$849.66
E 101-41510-133 Life	\$2,000.00	\$421.40	\$1,578.60
E 101-41510-151 Workers Comp Insurance	\$4,500.00	\$3,589.75	\$910.25

	BUDGETED AMOUNT	ACTUAL	BUDGET VARIANCE
E 101-41510-201 Accessories	\$3,000.00	\$510.03	\$2,489.97
E 101-41510-203 Forms and Paper	\$1,200.00	\$234.42	\$965.58
E 101-41510-208 Other Supplies	\$500.00	\$117.89	\$382.11
E 101-41510-308 Instructors' Fees	\$500.00	\$0.00	\$500.00
E 101-41510-309 EDP, Software and Design	\$10,000.00	\$264.00	\$9,736.00
E 101-41510-322 Postage	\$2,500.00	\$463.80	\$2,036.20
E 101-41510-331 Travel Expense	\$900.00	\$51.24	\$848.76
E 101-41510-433 Dues and Subscriptions	\$10,000.00	\$2,980.00	\$7,020.00
E 101-41510-570 Office Equipment and Furnishin	\$5,000.00	\$1,786.77	\$3,213.23
E 101-41530-301 Auditing and Accounting Servic	\$17,300.00	\$13,750.00	\$3,550.00
E 101-41610-304 Legal Fees	\$17,000.00	\$3,041.88	\$13,958.12
E 101-42000-317 Law Enforcement Contract	\$135,000.00	\$0.00	\$135,000.00
E 101-43000-384 Refuse Disposal	<u>\$2,000.00</u>	<u>\$264.95</u>	<u>\$1,735.05</u>
	\$988,024.00	\$383,672.19	\$604,351.81
PARK & RECREATION EXPENDITURE			
E 101-45000-101 Full-time Wages	\$66,000.00	\$12,565.75	\$53,434.25
E 101-45000-103 Part-time Wages	\$0.00	\$0.00	\$0.00
E 101-45000-121 PERA Contributions	\$5,000.00	\$942.44	\$4,057.56
E 101-45000-122 FICA Contributions	\$5,000.00	\$951.29	\$4,048.71
E 101-45000-131 Health	\$15,000.00	\$2,705.13	\$12,294.87
E 101-45000-132 Dental	\$1,200.00	\$138.46	\$1,061.54
E 101-45000-133 Life	\$1,500.00	\$133.96	\$1,366.04
E 101-45000-151 Workers Comp Insurance	\$4,500.00	\$3,589.75	\$910.25
E 101-45000-208 Other Supplies	\$10,000.00	\$679.24	\$9,320.76
E 101-45000-221 Equipment Parts	\$8,000.00	\$1,480.07	\$6,519.93
E 101-45000-225 Landscaping Materials	\$4,000.00	\$0.00	\$4,000.00
E 101-45000-362 Property Insurance	\$5,100.00	\$5,250.71	-\$150.71
E 101-45000-381 Electric Utilities	\$4,500.00	\$65.74	\$4,434.26
E 101-45000-384 Refuse Disposal	\$2,500.00	\$0.00	\$2,500.00
E 101-45000-392 Program Expenses	\$11,000.00	\$748.31	\$10,251.69
E 101-45000-403 Improvements Other Than Buildi	\$12,000.00	\$13,800.00	-\$1,800.00
E 101-45000-404 Equipment Repairs	\$5,000.00	\$747.48	\$4,252.52
E 101-45000-415 Rental - Other	\$4,500.00	\$702.00	\$3,798.00
E 101-45000-580 Other Equipment	<u>\$0.00</u>	<u>\$0.00</u>	<u>\$0.00</u>
	\$164,800.00	\$44,500.33	\$120,299.67
OTHER			
E 101-49200-141 Insurance Premiums (Work Comp)	<u>\$0.00</u>	<u>\$537.40</u>	<u>-\$537.40</u>
	\$0.00	\$537.40	-\$537.40

	BUDGETED AMOUNT	ACTUAL	BUDGET VARIANCE
ROAD & BRIDGE EXPENDITURE			
E 201-43000-101 Full-time Wages	\$77,000.00	\$11,456.00	\$65,544.00
E 201-43000-121 PERA Contributions	\$5,000.00	\$859.20	\$4,140.80
E 201-43000-122 FICA Contributions	\$5,000.00	\$872.14	\$4,127.86
E 201-43000-131 Health	\$15,000.00	\$2,705.16	\$12,294.84
E 201-43000-132 Dental	\$650.00	\$138.46	\$511.54
E 201-43000-133 Life	\$1,500.00	\$133.96	\$1,366.04
E 201-43000-151 Workers Comp Insurance	\$6,500.00	\$0.00	\$6,500.00
E 201-43000-212 Motor Fuels	\$19,000.00	\$3,589.75	\$15,410.25
E 201-43000-221 Equipment Parts	\$5,000.00	\$4,050.53	\$949.47
E 201-43000-224 Street Maintenance Materials	\$95,000.00	\$4,231.11	\$90,768.89
E 201-43000-303 Engineering Fees	\$40,000.00	\$4,333.90	\$35,666.10
E 201-43000-308 Instructors' Fees	\$2,000.00	\$0.00	\$2,000.00
E 201-43000-321 Telephone	\$500.00	\$121.73	\$378.27
E 201-43000-362 Property Insurance	\$1,000.00	\$1,400.25	-\$400.25
E 201-43000-381 Electric Utilities	\$20,000.00	\$1,472.99	\$18,527.01
E 201-43000-384 Refuse Disposal	\$0.00	\$0.00	\$0.00
E 201-43000-402 Repair & Maintenance	\$80,000.00	\$950.00	\$79,050.00
E 201-43000-404 Equipment Repairs	\$10,000.00	\$4,654.89	\$5,345.11
E 201-43000-417 Uniforms	\$1,500.00	\$190.94	\$1,309.06
E 201-43000-433 Dues and Subscriptions	\$2,500.00	\$48.63	\$2,451.37
E 201-43000-530 Improvements Other Than Buildi	\$0.00	\$0.00	\$0.00
E 201-43000-580 Other Equipment	<u>\$20,000.00</u>	<u>\$0.00</u>	<u>\$20,000.00</u>
	\$407,150.00	\$41,209.64	\$365,940.36
DEBT SERVICE FUND EXPENDITURE			
E 301-47100-601 Bond Principal	\$260,000.00	\$260,000.00	\$0.00
E 301-47100-611 Bond Interest	\$58,000.00	\$31,600.00	\$26,400.00
E 301-47100-620 Fiscal Agents Fees	<u>\$1,000.00</u>	<u>\$550.00</u>	<u>\$450.00</u>
	\$319,000.00	\$292,150.00	\$26,850.00
CAPITAL OUTLAY EXPENDITURE			
E 450-43000-402 Repair & Maintenance	\$1,600,000.00	\$75,396.85	\$1,524,603.15
E 450-43000-416 Machinery	\$15,000.00	\$8,278.00	\$6,722.00
E 450-43000-540 Heavy Machinery	\$105,000.00	\$0.00	\$105,000.00
E 450-45000-403 Improvements Other Than Buildings	\$50,000.00	\$0.00	\$50,000.00
E 450-45000-416 Machinery	\$25,000.00	\$0.00	\$25,000.00
E 450-45000-580 Other Equipment	\$0.00	\$0.00	\$0.00

	BUDGETED AMOUNT	ACTUAL	BUDGET VARIANCE
Purchase of Investments	<u>\$149,000.00</u>	<u>\$0.00</u>	<u>\$149,000.00</u>
	\$1,944,000.00	\$83,674.85	\$1,860,325.15
TOTAL GENERAL FUND EXPENDITURE	\$3,822,974.00	\$845,744.41	\$2,977,229.59

	BUDGETED AMOUNT	ACTUAL	BUDGET VARIANCE
WATER FUND EXPENDITURE			
E 600-49400-101 Full-time Wages	\$77,000.00	\$15,488.00	\$61,512.00
E 600-49400-121 PERA Contributions	\$7,000.00	\$161.60	\$6,838.40
E 600-49400-122 FICA Contributions	\$7,000.00	\$1,081.02	\$5,918.98
E 600-49400-129 Pension Expense	\$0.00	\$0.00	\$0.00
E 600-49400-131 Health	\$15,000.00	\$2,705.16	\$12,294.84
E 600-49400-132 Dental	\$650.00	\$138.48	\$511.52
E 600-49400-133 Life	\$1,500.00	\$133.98	\$1,366.02
E 600-49400-151 Workers Comp Insurance	\$5,000.00	\$3,589.75	\$1,410.25
E 600-49400-216 Chemical Products	\$37,000.00	\$5,054.87	\$31,945.13
E 600-49400-221 Equipment Parts	\$25,000.00	\$13,162.62	\$11,837.38
E 600-49400-240 Small Tools & Minor	\$4,000.00	\$156.42	\$3,843.58
E 600-49400-300 Professional Services	\$0.00	\$0.00	\$0.00
E 600-49400-303 Engineering Fees	\$7,000.00	\$0.00	\$7,000.00
E 600-49400-309 EDP, Software and Design	\$2,000.00	\$0.00	\$2,000.00
E 600-49400-314 Water Testing	\$2,000.00	\$295.65	\$1,704.35
E 600-49400-315 Locates	\$1,000.00	\$137.75	\$862.25
E 600-49400-316 Licenes & Permits	\$500.00	\$150.00	\$350.00
E 600-49400-321 Telephone	\$2,800.00	\$599.73	\$2,200.27
E 600-49400-322 Postage	\$3,000.00	\$1,599.58	\$1,400.42
E 600-49400-324 Messenger Service	\$750.00	\$0.00	\$750.00
E 600-49400-362 Property Insurance	\$2,000.00	\$2,244.18	-\$244.18
E 600-49400-381 Electric Utilities	\$25,000.00	\$3,801.63	\$21,198.37
E 600-49400-383 Gas Utilities	\$2,000.00	\$318.60	\$1,681.40
E 600-49400-386 State Surcharge	\$11,500.00	\$4,547.19	\$6,952.81
E 600-49400-402 Repair & Maintenance	\$35,000.00	\$3,533.48	\$31,466.52
E 600-49400-433 Dues and Subscriptions	\$1,000.00	\$0.00	\$1,000.00
E 600-49400-438 (Other) State Tax	\$0.00	\$40.00	-\$40.00
E 600-49400-580 Other Equipment	<u>\$1,000.00</u>	<u>\$0.00</u>	<u>\$1,000.00</u>
	\$275,700.00	\$58,939.69	\$216,760.31
SEWER FUND EXPENDITURE			
E 600-49450-303 Engineering Fees	\$0.00	\$7,300.50	-\$7,300.50
E 600-49450-308 Instructors' Fees	\$500.00	\$760.00	-\$260.00
E 600-49450-331 Travel Expense	\$0.00	\$0.00	\$0.00
E 600-49450-362 Property Insurance	\$100.00	\$21.91	\$78.09
E 600-49450-381 Electric Utilities	\$400.00	\$111.73	\$288.27
E 600-49450-385 Sewer Service	\$194,748.00	\$48,686.97	\$146,061.03
E 600-49450-402 Repair & Maintenance	\$19,000.00	\$0.00	\$19,000.00

	BUDGETED AMOUNT	ACTUAL	BUDGET VARIANCE
E 600-49450-420 Depreciation Expense	\$0.00	\$0.00	\$0.00
	\$214,748.00	\$56,881.11	\$157,866.89
TOTAL ENTERPRISE FUND EXPENDITURE	\$490,448.00	\$115,820.80	\$374,627.20

TOTAL ENTERPRISE & GENERAL FUND EXPENDITURE **\$4,313,422.00** **\$961,565.21** **\$3,351,856.79**

TOTAL ENTERPRISE FUND REVENUE	\$94,103.06
TOTAL ENTERPRISE FUND EXPENDITURE	<u>\$115,820.80</u>
BALANCE TO INVEST ENTERPRISE FUND	(\$21,717.74)

TOTAL GENERAL REVENUE	\$145,133.33
TOTAL GENERAL EXPENDITURE	<u>\$845,744.41</u>
BALANCE TO INVEST GENERAL FUND	(\$700,611.08)

Less Amount Invested in Budget

(\$700,611.08)

Add Revenue Allocated from 2023 Budget

Less Expendures Allocated to 2025 Budget

Total Balance to Invest

-\$700,611.08

2/29/2024

BUDGETED

GENERAL REVENUE

	AMOUNT	JANUARY (A)	FEBRUARY (A)	MARCH	APRIL	MAY	JUNE	JULY	AUGUST	
R 101-41000-31010 Ad Valorem Property Tax Revenue	\$928,000.00	\$4,125.83	\$0.00	\$0.00	\$0.00	\$0.00	\$0.00	\$459,000.00	\$0.00	\$0.00
R 101-41000-31020 Delinquent Ad Valorem Taxes	\$0.00	\$0.00	\$0.00	\$0.00	\$0.00	\$0.00	\$0.00	\$0.00	\$0.00	\$0.00
R 101-41000-31030 Mobile Home Tax Revenue	\$12.00	\$0.00	\$0.00	\$0.00	\$0.00	\$0.00	\$0.00	\$12.00	\$0.00	\$0.00
R 101-41000-31040 Fiscal Disparities Tax	\$60,000.00	\$54,196.10	\$0.00	\$0.00	\$0.00	\$0.00	\$0.00	\$0.00	\$0.00	\$0.00
R 101-41000-31702 Solar Production Tax	\$5,000.00	\$0.00	\$0.00	\$0.00	\$0.00	\$0.00	\$0.00	\$2,500.00	\$0.00	\$0.00
R 101-41000-32100 Business License and Permits	\$3,500.00	\$0.00	\$0.00	\$0.00	\$0.00	\$0.00	\$0.00	\$0.00	\$0.00	\$0.00
R 101-41000-32200 Non Business License - Permits	\$0.00	\$0.00	\$0.00	\$0.00	\$0.00	\$0.00	\$0.00	\$0.00	\$0.00	\$0.00
R 101-41000-32211 Permit Fee / New Construction	\$70,000.00	\$3,696.25	\$1,790.75	\$4,000.00	\$5,000.00	\$8,000.00	\$7,000.00	\$9,000.00	\$10,000.00	
R 101-41000-32212 Remodel	\$1,000.00	\$0.00	\$0.00	\$250.00	\$0.00	\$0.00	\$250.00	\$0.00	\$0.00	
R 101-41000-32213 Mechanical	\$2,500.00	\$100.00	\$300.00	\$200.00	\$200.00	\$200.00	\$250.00	\$200.00	\$250.00	
R 101-41000-32214 Repair	\$1,000.00	\$0.00	\$0.00	\$250.00	\$0.00	\$0.00	\$250.00	\$0.00	\$0.00	
R 101-41000-32215 Plumbing	\$2,500.00	\$300.00	\$300.00	\$200.00	\$200.00	\$200.00	\$200.00	\$210.00	\$250.00	
R 101-41000-32216 Demolition	\$0.00	\$0.00	\$0.00	\$0.00	\$0.00	\$0.00	\$0.00	\$0.00	\$0.00	
R 101-41000-32217 Septic	\$0.00	\$0.00	\$0.00	\$0.00	\$0.00	\$0.00	\$0.00	\$0.00	\$0.00	
R 101-41000-32260 Driveway Permit	\$200.00	\$0.00	\$0.00	\$0.00	\$100.00	\$0.00	\$0.00	\$0.00	\$0.00	
R 101-41000-32261 Right of Way Permit	\$2,000.00	\$360.00	\$0.00	\$200.00	\$180.00	\$360.00	\$180.00	\$360.00	\$180.00	
R 101-41000-32262 Mining Permit	\$45,000.00	\$0.00	\$0.00	\$40,000.00	\$5,000.00	\$0.00	\$0.00	\$0.00	\$0.00	
R 101-41000-32263 Grading Permit	\$500.00	\$200.00	\$0.00	\$0.00	\$0.00	\$500.00	\$0.00	\$0.00	\$0.00	
R 101-41000-32265 Other Permits	\$350.00	\$0.00	\$0.00	\$0.00	\$0.00	\$0.00	\$0.00	\$350.00	\$0.00	
R 101-41000-33100 Federal Grants and Aids	\$0.00	\$0.00	\$0.00	\$0.00	\$0.00	\$0.00	\$0.00	\$0.00	\$0.00	
R 101-41000-33400 State Grants and Aids	\$70,500.00	\$0.00	\$0.00	\$0.00	\$0.00	\$0.00	\$0.00	\$350.00	\$0.00	
R 101-41000-33426 Argicultural Market Value Cred	\$5,000.00	\$0.00	\$0.00	\$0.00	\$0.00	\$2,500.00	\$0.00	\$0.00	\$0.00	
R 101-41000-33428 State-Payments in Lieu of Tax	\$0.00	\$0.00	\$0.00	\$0.00	\$0.00	\$0.00	\$0.00	\$0.00	\$0.00	
R 101-41000-33429 State PERA Aid	\$0.00	\$0.00	\$0.00	\$0.00	\$0.00	\$0.00	\$0.00	\$0.00	\$0.00	
R 101-41000-33600 Grants and Aids From Local Gov	\$0.00	\$0.00	\$0.00	\$0.00	\$0.00	\$0.00	\$0.00	\$0.00	\$0.00	
R 101-41000-33640 Other Grant	\$1,000.00	\$0.00	\$0.00	\$0.00	\$0.00	\$0.00	\$1,000.00	\$0.00	\$0.00	
R 101-41000-34000 Charges for Services	\$0.00	\$13.10	\$0.00	\$0.00	\$0.00	\$0.00	\$0.00	\$0.00	\$0.00	
R 101-41000-34103 Zoning and Subdivision Fees	\$35,000.00	\$4,649.00	\$12,250.00	\$2,900.00	\$2,900.00	\$3,000.00	\$2,900.00	\$2,900.00	\$2,900.00	
R 101-41000-34107 Assessment Searches	\$0.00	\$0.00	\$0.00	\$0.00	\$0.00	\$0.00	\$0.00	\$0.00	\$0.00	
R 101-41000-34108 Admin. Charges to Other Funds	\$0.00	\$0.00	\$0.00	\$0.00	\$0.00	\$0.00	\$0.00	\$0.00	\$0.00	
R 101-41000-34109 Franchise Fees	\$8,000.00	\$1,346.87	\$0.00	\$2,000.00	\$0.00	\$0.00	\$2,000.00	\$0.00	\$0.00	
R 101-41000-34110 Developer Fees	\$0.00	\$0.00	\$0.00	\$0.00	\$0.00	\$0.00	\$0.00	\$0.00	\$0.00	
R 101-41000-34111 Bldg. Inspection / Plan Review	\$60,000.00	\$2,337.56	\$513.99	\$3,000.00	\$5,000.00	\$7,000.00	\$7,000.00	\$7,000.00	\$6,000.00	
R 101-41000-34200 Public Safety	\$0.00	\$0.00	\$0.00	\$0.00	\$0.00	\$0.00	\$0.00	\$0.00	\$0.00	
R 101-41000-34202 Special Fire Protection Servic	\$0.00	\$0.00	\$0.00	\$0.00	\$0.00	\$0.00	\$0.00	\$0.00	\$0.00	
R 101-41000-34950 State Surcharge (Bldg. Permits	\$3,000.00	\$250.00	\$52.25	\$250.00	\$250.00	\$250.00	\$250.00	\$250.00	\$250.00	
R 101-41000-35101 Court Fines	\$800.00	\$939.65	\$1,451.73	\$70.00	\$70.00	\$70.00	\$50.00	\$70.00	\$70.00	

2/29/2024	BUDGETED									
	AMOUNT	JANUARY (A)	FEBRUARY (A)	MARCH	APRIL	MAY	JUNE	JULY	AUGUST	
R 101-41000-35102 Parking Fines	\$0.00	\$0.00	\$0.00	\$0.00	\$0.00	\$0.00	\$0.00	\$0.00	\$0.00	\$0.00
R 101-41000-35104 Other Fines	\$0.00	\$0.00	\$0.00	\$0.00	\$0.00	\$0.00	\$0.00	\$0.00	\$0.00	\$0.00
R 101-41000-35105 Administrative Penalties	\$0.00	\$0.00	\$0.00	\$0.00	\$0.00	\$0.00	\$0.00	\$0.00	\$0.00	\$0.00
R 101-41000-35200 Forfeits	\$0.00	\$0.00	\$0.00	\$0.00	\$0.00	\$0.00	\$0.00	\$0.00	\$0.00	\$0.00
R 101-41000-36100 Special Assessments	\$0.00	\$0.00	\$0.00	\$0.00	\$0.00	\$0.00	\$0.00	\$0.00	\$0.00	\$0.00
R 101-41000-36101 Principal	\$0.00	\$0.00	\$0.00	\$0.00	\$0.00	\$0.00	\$0.00	\$0.00	\$0.00	\$0.00
R 101-41000-36102 Penalties and Interest	\$0.00	\$0.00	\$0.00	\$0.00	\$0.00	\$0.00	\$0.00	\$0.00	\$0.00	\$0.00
R 101-41000-36200 Miscellaneous Revenues	\$0.00	\$0.00	\$5.17	\$0.00	\$0.00	\$0.00	\$0.00	\$0.00	\$0.00	\$0.00
R 101-41000-36210 Interest Earnings	\$60,000.00	\$13,347.39	\$7,901.51	\$9,000.00	\$2,500.00	\$2,000.00	\$10,000.00	\$7,000.00	\$2,500.00	\$2,500.00
R 101-41000-36220 Rents and Royalties	\$15,000.00	\$1,151.00	\$7,180.00	\$1,250.00	\$1,250.00	\$1,250.00	\$1,250.00	\$1,250.00	\$1,250.00	\$1,250.00
R 101-41000-36230 Contributions and Donations (P)	<u>\$0.00</u>	<u>\$0.00</u>	<u>\$0.00</u>	<u>\$0.00</u>	<u>\$0.00</u>	<u>\$0.00</u>	<u>\$0.00</u>	<u>\$0.00</u>	<u>\$0.00</u>	<u>\$0.00</u>
	\$1,379,862.00	\$87,012.75	\$31,745.40	\$63,570.00	\$25,150.00	\$22,830.00	\$494,092.00	\$28,940.00	\$23,650.00	
PARK & RECREATION REVENUE										
R 101-45000-34740 Park and Recreation Concession	\$0.00	\$0.00	\$0.00	\$0.00	\$0.00	\$0.00	\$0.00	\$0.00	\$0.00	\$0.00
R 101-45000-34780 Park & Trail Fees	\$0.00	\$0.00	\$0.00	\$0.00	\$0.00	\$0.00	\$0.00	\$0.00	\$0.00	\$0.00
R 101-45000-34790 Program Fees	\$2,300.00	\$265.00	\$275.00	\$200.00	\$200.00	\$200.00	\$200.00	\$200.00	\$200.00	\$200.00
R 101-45000-36220 Rents and Royalties	\$10,000.00	\$0.00	\$0.00	\$0.00	\$0.00	\$1,000.00	\$3,000.00	\$3,000.00	\$3,000.00	\$3,000.00
R 101-45000-36230 Contributions and Donations (P)	<u>\$1,000.00</u>	<u>\$0.00</u>	<u>\$0.00</u>	<u>\$0.00</u>	<u>\$0.00</u>	<u>\$0.00</u>	<u>\$0.00</u>	<u>\$1,000.00</u>	<u>\$0.00</u>	<u>\$0.00</u>
	\$13,300.00	\$265.00	\$275.00	\$200.00	\$200.00	\$1,200.00	\$3,200.00	\$4,200.00	\$3,200.00	
ROAD & BRIDGE REVENUE										
R 201-41000-36210 Interest Earnings	\$0.00	\$0.00	\$0.00	\$0.00	\$0.00	\$0.00	\$0.00	\$0.00	\$0.00	\$0.00
R 201-43000-31701 Gravel Tax	\$130,000.00	\$0.00	\$0.00	\$0.00	\$0.00	\$0.00	\$65,000.00	\$0.00	\$0.00	\$0.00
R 201-43000-33100 Federal Grants and Aids	\$0.00	\$0.00	\$0.00	\$0.00	\$0.00	\$0.00	\$0.00	\$0.00	\$0.00	\$0.00
R 201-43000-33400 State Grants and Aids	\$0.00	\$0.00	\$0.00	\$0.00	\$0.00	\$0.00	\$0.00	\$0.00	\$0.00	\$0.00
R 201-43000-33610 County Grants and Aids for Hig	\$0.00	\$0.00	\$0.00	\$0.00	\$0.00	\$0.00	\$0.00	\$0.00	\$0.00	\$0.00
R 201-43000-34000 Charges for Services	\$0.00	\$0.00	\$0.00	\$0.00	\$0.00	\$0.00	\$0.00	\$0.00	\$0.00	\$0.00
R 201-43000-34301 Street, Sidewalk and Curb Repa	\$0.00	\$0.00	\$0.00	\$0.00	\$0.00	\$0.00	\$0.00	\$0.00	\$0.00	\$0.00
R 201-43000-34303 Transportation Fee	\$0.00	\$0.00	\$0.00	\$0.00	\$0.00	\$0.00	\$0.00	\$0.00	\$0.00	\$0.00
R 201-43000-34304 Public Lighting	\$18,500.00	\$2,021.76	\$1,937.07	\$2,000.00	\$1,000.00	\$2,000.00	\$1,800.00	\$500.00	\$2,000.00	\$2,000.00
R 201-43000-34305 Storm Water Management	\$18,500.00	\$2,021.77	\$1,937.03	\$2,000.00	\$1,000.00	\$2,000.00	\$1,800.00	\$500.00	\$2,000.00	\$2,000.00
R 201-43000-34306 Storm Wtr/ Street Lgt Penalty	<u>\$0.00</u>	<u>\$0.36</u>	<u>\$26.78</u>	<u>\$0.00</u>	<u>\$0.00</u>	<u>\$0.00</u>	<u>\$0.00</u>	<u>\$0.00</u>	<u>\$0.00</u>	<u>\$0.00</u>
	\$167,000.00	\$4,043.89	\$3,900.88	\$4,000.00	\$2,000.00	\$4,000.00	\$68,600.00	\$1,000.00	\$4,000.00	
DEBT SERVICE FUND REVENUE										
R 301-47100-31010 Ad Valorem Property Tax Revenu	\$344,190.00	\$1,530.68	\$0.00	\$0.00	\$0.00	\$0.00	\$172,095.00	\$0.00	\$0.00	\$0.00
R 301-47100-36210 Interest Earnings	<u>\$0.00</u>	<u>\$0.00</u>	<u>\$0.00</u>	<u>\$0.00</u>	<u>\$0.00</u>	<u>\$0.00</u>	<u>\$0.00</u>	<u>\$0.00</u>	<u>\$0.00</u>	<u>\$0.00</u>
	\$344,190.00	\$1,530.68	\$0.00	\$0.00	\$0.00	\$0.00	\$172,095.00	\$0.00	\$0.00	\$0.00
CAPITAL IMPROVEMENT FUND										

2/29/2024	BUDGETED									
	AMOUNT	JANUARY (A)	FEBRUARY (A)	MARCH	APRIL	MAY	JUNE	JULY	AUGUST	
R 450-41000-31010 Ad Valorem Property Tax Revenue	\$239,000.00	\$0.00	\$0.00	\$0.00	\$0.00	\$0.00	\$0.00	\$119,500.00	\$0.00	\$0.00
Sale of Investments	<u>\$1,705,000.00</u>	<u>\$0.00</u>	<u>\$0.00</u>	<u>\$0.00</u>	<u>\$0.00</u>	<u>\$0.00</u>	<u>\$0.00</u>	<u>\$0.00</u>	<u>\$0.00</u>	<u>\$0.00</u>
	\$1,944,000.00	\$0.00	\$0.00	\$0.00	\$0.00	\$0.00	\$0.00	\$119,500.00	\$0.00	\$0.00
TOTAL GENERAL FUND REVENUE	\$3,848,352.00	\$92,852.32	\$35,921.28	\$67,770.00	\$27,350.00	\$28,030.00	\$857,487.00	\$34,140.00	\$30,850.00	

WATER FUND REVENUE

R 600-49400-31300 Sales & Use Tax	\$0.00	\$7.29	\$0.00	\$0.00	\$0.00	\$0.00	\$0.00	\$0.00	\$0.00	\$0.00
R 600-49400-36210 Interest Earnings	\$0.00	\$0.00	\$0.00	\$0.00	\$0.00	\$0.00	\$0.00	\$0.00	\$0.00	\$0.00
R 600-49400-37110 Rate Class I	\$310,000.00	\$35,916.36	\$23,286.46	\$10,000.00	\$30,000.00	\$30,000.00	\$10,000.00	\$30,000.00	\$35,000.00	\$35,000.00
R 600-49400-37150 Connection/Reconnection Fees	\$5,000.00	\$0.00	\$0.00	\$500.00	\$500.00	\$500.00	\$500.00	\$500.00	\$500.00	\$500.00
R 600-49400-37160 Penalties and Forfeited Discou	\$5,000.00	\$75.94	\$147.84	\$0.00	\$0.00	\$0.00	\$500.00	\$500.00	\$1,000.00	\$1,000.00
R 600-49400-37170 New Water Meter Charge	<u>\$1,000.00</u>	<u>\$0.00</u>	<u>\$0.00</u>	<u>\$0.00</u>	<u>\$100.00</u>	<u>\$200.00</u>	<u>\$200.00</u>	<u>\$100.00</u>	<u>\$200.00</u>	<u>\$200.00</u>
	\$321,000.00	\$35,999.59	\$23,434.30	\$10,500.00	\$30,600.00	\$30,700.00	\$11,200.00	\$31,100.00	\$36,700.00	

SEWER FUND REVENUE

R 600-49450-37210 Rate Class 1	\$170,000.00	\$16,074.28	\$15,719.23	\$5,000.00	\$20,000.00	\$20,000.00	\$5,000.00	\$15,000.00	\$20,000.00	\$20,000.00
R 600-49450-37250 Connection/Reconnection Fees	\$2,500.00	\$0.00	\$0.00	\$0.00	\$500.00	\$500.00	\$500.00	\$500.00	\$500.00	\$500.00
R 600-49450-37260 Penalties and Forfeited Discou	\$7,000.00	\$75.89	\$113.12	\$0.00	\$500.00	\$500.00	\$500.00	\$1,000.00	\$1,000.00	\$1,000.00
R 600-49450-37270 Sewer Inspection Fee	\$500.00	\$0.00	\$0.00	\$0.00	\$500.00	\$500.00	\$500.00	\$500.00	\$500.00	\$500.00
R 600-49450-37290 SAC Charges	<u>\$0.00</u>	<u>\$0.00</u>	<u>\$0.00</u>	<u>\$0.00</u>	<u>\$0.00</u>	<u>\$0.00</u>	<u>\$0.00</u>	<u>\$0.00</u>	<u>\$0.00</u>	<u>\$0.00</u>
	\$180,000.00	\$16,150.17	\$15,832.35	\$5,000.00	\$21,500.00	\$21,500.00	\$6,500.00	\$17,000.00	\$22,000.00	

TOTAL ENTERPRISE FUND REVENUE	\$501,000.00	\$52,149.76	\$39,266.65	\$15,500.00	\$52,100.00	\$52,200.00	\$17,700.00	\$48,100.00	\$58,700.00	
--------------------------------------	---------------------	--------------------	--------------------	--------------------	--------------------	--------------------	--------------------	--------------------	--------------------	--

TOTAL ENTERPRISE & GENERAL FUND	\$4,349,352.00	\$145,002.08	\$75,187.93	\$83,270.00	\$79,450.00	\$80,230.00	\$875,187.00	\$82,240.00	\$89,550.00	
--	-----------------------	---------------------	--------------------	--------------------	--------------------	--------------------	---------------------	--------------------	--------------------	--

2/27/2024										
GENERAL EXPENDITURE										
E 101-41000-106 Committee Wages	\$18,000.00	\$680.00	\$935.00	\$1,500.00	\$1,500.00	\$1,500.00	\$1,500.00	\$1,500.00	\$1,500.00	\$1,500.00
E 101-41000-121 PERA Contributions	\$0.00	\$34.00	\$46.75	\$0.00	\$0.00	\$0.00	\$0.00	\$0.00	\$0.00	\$0.00
E 101-41000-122 FICA Contributions	\$0.00	\$52.03	\$71.54	\$0.00	\$0.00	\$0.00	\$0.00	\$0.00	\$0.00	\$0.00
E 101-41000-211 Cleaning Supplies	\$1,000.00	\$70.24	\$0.00	\$250.00	\$0.00	\$0.00	\$250.00	\$0.00	\$0.00	\$0.00
E 101-41000-215 Shop Materials	\$7,500.00	\$1,309.05	\$537.71	\$625.00	\$625.00	\$625.00	\$625.00	\$625.00	\$625.00	\$625.00
E 101-41000-221 Equipment Parts	\$5,000.00	\$0.00	\$0.00	\$500.00	\$500.00	\$500.00	\$500.00	\$500.00	\$500.00	\$500.00
E 101-41000-223 Building Repair Supplies	\$15,000.00	\$0.00	\$1,350.00	\$1,250.00	\$1,250.00	\$1,250.00	\$1,250.00	\$1,250.00	\$1,250.00	\$1,250.00
E 101-41000-300 Professional Services	\$120,000.00	\$2,942.35	\$0.00	\$8,000.00	\$10,000.00	\$12,000.00	\$12,000.00	\$14,000.00	\$14,000.00	\$14,000.00
E 101-41000-303 Engineering Fees	\$60,000.00	\$2,536.00	\$5,276.50	\$5,000.00	\$5,000.00	\$5,000.00	\$5,000.00	\$5,000.00	\$5,000.00	\$5,000.00
E 101-41000-307 Management Fees	\$650.00	\$36.74	\$36.74	\$50.00	\$50.00	\$50.00	\$50.00	\$50.00	\$50.00	\$50.00

2/29/2024	BUDGETED								
	AMOUNT	JANUARY (A)	FEBRUARY (A)	MARCH	APRIL	MAY	JUNE	JULY	AUGUST
E 101-41000-310 Planner Fees	\$50,000.00	\$5,698.50	\$11,881.50	\$4,100.00	\$4,100.00	\$4,100.00	\$4,100.00	\$4,100.00	\$4,100.00
E 101-41000-312 Fire Contract	\$260,000.00	\$0.00	\$0.00	\$260,000.00	\$108,798.00	\$0.00	\$0.00	\$0.00	\$0.00
E 101-41000-313 Ambulance Contract	\$500.00	\$0.00	\$500.00	\$0.00	\$0.00	\$0.00	\$0.00	\$0.00	\$0.00
E 101-41000-321 Telephone	\$4,500.00	\$283.48	\$370.98	\$375.00	\$375.00	\$375.00	\$375.00	\$375.00	\$375.00
E 101-41000-351 Legal Notices Publishing	\$2,500.00	\$481.57	\$32.03	\$200.00	\$200.00	\$200.00	\$200.00	\$200.00	\$200.00
E 101-41000-362 Property Insurance	\$13,100.00	\$0.00	\$0.00	\$0.00	\$0.00	\$0.00	\$0.00	\$0.00	\$0.00
E 101-41000-381 Electric Utilities	\$8,500.00	\$690.16	\$777.81	\$700.00	\$700.00	\$700.00	\$700.00	\$700.00	\$700.00
E 101-41000-383 Gas Utilities	\$7,000.00	\$476.01	\$805.41	\$1,000.00	\$500.00	\$500.00	\$0.00	\$0.00	\$0.00
E 101-41000-437 Other (State Surcharge)	\$3,000.00	\$333.00	\$0.00	\$250.00	\$250.00	\$250.00	\$250.00	\$250.00	\$250.00
E 101-41000-490 Donations to Civic Organizatio	\$1,000.00	\$0.00	\$0.00	\$0.00	\$0.00	\$0.00	\$0.00	\$0.00	\$1,000.00
E 101-41330-106 Committee Wages	\$8,500.00	\$0.00	\$0.00	\$2,125.00	\$0.00	\$0.00	\$2,125.00	\$0.00	\$0.00
E 101-41410-104 Wages-temp	\$3,500.00	\$0.00	\$0.00	\$1,000.00	\$0.00	\$0.00	\$0.00	\$0.00	\$1,000.00
E 101-41410-203 Forms and Paper	\$1,500.00	\$0.00	\$195.00	\$500.00	\$0.00	\$0.00	\$0.00	\$0.00	\$500.00
E 101-41410-208 Other Supplies	\$1,600.00	\$86.46	\$0.00	\$500.00	\$0.00	\$0.00	\$0.00	\$0.00	\$500.00
E 101-41410-203 Professional Services	\$1,124.00	\$548.60	\$0.00	\$1,124.00	\$0.00	\$0.00	\$0.00	\$0.00	\$0.00
E 101-41410-331 Travel Expense	\$300.00	\$0.00	\$0.00	\$100.00	\$0.00	\$0.00	\$0.00	\$0.00	\$100.00
E 101-41410-351 Legal Notices Publishing	\$350.00	\$0.00	\$0.00	\$100.00	\$0.00	\$0.00	\$0.00	\$0.00	\$100.00
E 101-41510-101 Full-time Wages	\$142,000.00	\$13,386.36	\$6,633.38	\$11,800.00	\$11,800.00	\$11,800.00	\$11,800.00	\$11,800.00	\$11,800.00
E 101-41510-103 Part-time Wages	\$0.00	\$0.00	\$0.00	\$0.00	\$0.00	\$0.00	\$0.00	\$0.00	\$0.00
E 101-41510-121 PERA Contributions	\$11,500.00	\$1,003.97	\$497.51	\$958.00	\$958.00	\$958.00	\$958.00	\$958.00	\$958.00
E 101-41510-122 FICA Contributions	\$11,500.00	\$999.34	\$495.10	\$958.00	\$958.00	\$958.00	\$958.00	\$958.00	\$958.00
E 101-41510-131 Health	\$16,500.00	\$1,764.75	\$1,764.75	\$1,375.00	\$1,375.00	\$1,375.00	\$1,375.00	\$1,375.00	\$1,375.00
E 101-41510-132 Dental	\$1,000.00	\$75.17	\$75.17	\$83.35	\$83.35	\$83.35	\$83.35	\$83.35	\$83.35
E 101-41510-133 Life	\$2,000.00	\$224.81	\$196.59	\$166.00	\$166.00	\$166.00	\$166.00	\$166.00	\$166.00
E 101-41510-151 Workers Comp Insurance	\$4,500.00	\$0.00	\$3,589.75	\$0.00	\$0.00	\$0.00	\$0.00	\$0.00	\$0.00
E 101-41510-201 Accessories	\$3,000.00	\$461.48	\$48.55	\$300.00	\$300.00	\$300.00	\$300.00	\$300.00	\$300.00
E 101-41510-203 Forms and Paper	\$1,200.00	\$140.44	\$93.98	\$300.00	\$0.00	\$0.00	\$300.00	\$0.00	\$0.00
E 101-41510-208 Other Supplies	\$500.00	\$109.25	\$8.64	\$0.00	\$100.00	\$0.00	\$100.00	\$0.00	\$100.00
E 101-41510-308 Instructors' Fees	\$500.00	\$0.00	\$0.00	\$0.00	\$100.00	\$0.00	\$100.00	\$100.00	\$0.00
E 101-41510-309 EDP, Software and Design	\$10,000.00	\$0.00	\$264.00	\$2,000.00	\$0.00	\$0.00	\$4,000.00	\$0.00	\$0.00
E 101-41510-322 Postage	\$2,500.00	\$463.80	\$0.00	\$0.00	\$625.00	\$0.00	\$0.00	\$625.00	\$0.00
E 101-41510-331 Travel Expense	\$900.00	\$51.24	\$0.00	\$225.00	\$0.00	\$0.00	\$225.00	\$0.00	\$0.00
E 101-41510-433 Dues and Subscriptions	\$10,000.00	\$2,780.00	\$100.00	\$1,000.00	\$1,000.00	\$1,000.00	\$1,000.00	\$0.00	\$1,000.00
E 101-41510-570 Office Equipment and Furnishin	\$5,000.00	\$226.59	\$226.59	\$1,000.00	\$0.00	\$0.00	\$1,000.00	\$0.00	\$0.00
E 101-41530-301 Auditing and Accounting Servic	\$17,300.00	\$0.00	\$13,750.00	\$0.00	\$0.00	\$10,000.00	\$7,300.00	\$0.00	\$0.00
E 101-41610-304 Legal Fees	\$17,000.00	\$2,067.50	\$974.38	\$1,416.00	\$1,416.00	\$1,416.00	\$1,416.00	\$1,416.00	\$1,416.00
E 101-42000-317 Law Enforcement Contract	\$135,000.00	\$0.00	\$0.00	\$33,750.00	\$0.00	\$0.00	\$33,750.00	\$0.00	\$0.00
E 101-43000-384 Refuse Disposal	\$2,000.00	\$72.43	\$28.50	\$160.00	\$170.00	\$160.00	\$160.00	\$160.00	\$230.00

2/29/2024

BUDGETED

	AMOUNT	JANUARY (A)	FEBRUARY (A)	MARCH	APRIL	MAY	JUNE	JULY	AUGUST
	\$988,024.00	\$40,085.32	\$51,563.86	\$344,740.35	\$152,899.35	\$55,266.35	\$93,916.35	\$46,491.35	\$50,136.35
PARK & RECREATION EXPENDITURE									
E 101-45000-101 Full-time Wages	\$66,000.00	\$6,772.75	\$3,235.00	\$5,500.00	\$5,500.00	\$5,500.00	\$5,500.00	\$5,500.00	\$5,500.00
E 101-45000-103 Part-time Wages	\$0.00	\$0.00	\$0.00	\$0.00	\$0.00	\$0.00	\$0.00	\$0.00	\$0.00
E 101-45000-121 PERA Contributions	\$5,000.00	\$507.96	\$242.63	\$416.00	\$416.00	\$416.00	\$416.00	\$416.00	\$416.00
E 101-45000-122 FICA Contributions	\$5,000.00	\$512.67	\$244.45	\$416.00	\$416.00	\$416.00	\$416.00	\$416.00	\$416.00
E 101-45000-131 Health	\$15,000.00	\$901.71	\$901.71	\$1,250.00	\$1,250.00	\$1,250.00	\$1,250.00	\$1,250.00	\$1,250.00
E 101-45000-132 Dental	\$1,200.00	\$69.23	\$69.23	\$100.00	\$100.00	\$100.00	\$100.00	\$100.00	\$100.00
E 101-45000-133 Life	\$1,500.00	\$74.04	\$59.92	\$125.00	\$125.00	\$125.00	\$125.00	\$125.00	\$125.00
E 101-45000-151 Workers Comp Insurance	\$4,500.00	\$0.00	\$3,589.75	\$0.00	\$0.00	\$0.00	\$0.00	\$0.00	\$0.00
E 101-45000-208 Other Supplies	\$10,000.00	\$679.24	\$0.00	\$1,000.00	\$1,000.00	\$1,000.00	\$1,000.00	\$1,000.00	\$1,000.00
E 101-45000-221 Equipment Parts	\$8,000.00	\$1,222.31	\$206.88	\$0.00	\$0.00	\$500.00	\$500.00	\$500.00	\$500.00
E 101-45000-225 Landscaping Materials	\$4,000.00	\$0.00	\$0.00	\$0.00	\$0.00	\$800.00	\$800.00	\$800.00	\$800.00
E 101-45000-362 Property Insurance	\$5,100.00	\$0.00	\$0.00	\$0.00	\$0.00	\$0.00	\$0.00	\$0.00	\$0.00
E 101-45000-381 Electric Utilities	\$4,500.00	\$34.27	\$31.47	\$375.00	\$375.00	\$375.00	\$375.00	\$375.00	\$375.00
E 101-45000-384 Refuse Disposal	\$2,500.00	\$0.00	\$0.00	\$0.00	\$400.00	\$400.00	\$400.00	\$400.00	\$400.00
E 101-45000-392 Program Expenses	\$11,000.00	\$263.45	\$484.86	\$0.00	\$0.00	\$1,000.00	\$1,000.00	\$2,000.00	\$5,000.00
E 101-45000-403 Improvements Other Than Buildi	\$12,000.00	\$0.00	\$13,800.00	\$0.00	\$12,000.00	\$0.00	\$0.00	\$0.00	\$0.00
E 101-45000-404 Equipment Repairs	\$5,000.00	\$133.62	\$613.86	\$0.00	\$500.00	\$500.00	\$500.00	\$500.00	\$500.00
E 101-45000-415 Rental - Other	\$4,500.00	\$448.72	\$253.28	\$150.00	\$375.00	\$500.00	\$500.00	\$500.00	\$675.00
E 101-45000-580 Other Equipment	\$0.00	\$0.00	\$0.00	\$150.00	\$375.00	\$500.00	\$500.00	\$500.00	\$675.00
	\$164,800.00	\$11,619.97	\$23,733.04	\$9,482.00	\$22,832.00	\$13,382.00	\$13,382.00	\$14,382.00	\$17,732.00
OTHER									
E 101-49200-141 Insurance Premiums (Work Comp)	\$0.00	\$537.40	\$0.00	\$0.00	\$0.00	\$0.00	\$0.00	\$0.00	\$0.00
	\$0.00	\$537.40	\$0.00	\$0.00	\$0.00	\$0.00	\$0.00	\$0.00	\$0.00
ROAD & BRIDGE EXPENDITURE									
E 201-43000-101 Full-time Wages	\$77,000.00	\$5,952.00	\$2,944.00	\$6,416.00	\$6,416.00	\$6,416.00	\$6,416.00	\$6,416.00	\$6,416.00
E 201-43000-121 PERA Contributions	\$5,000.00	\$446.40	\$220.80	\$416.00	\$416.00	\$416.00	\$416.00	\$416.00	\$416.00
E 201-43000-122 FICA Contributions	\$5,000.00	\$453.20	\$224.16	\$416.00	\$416.00	\$416.00	\$416.00	\$416.00	\$416.00
E 201-43000-131 Health	\$15,000.00	\$901.72	\$901.72	\$1,250.00	\$1,250.00	\$1,250.00	\$1,250.00	\$1,250.00	\$1,250.00
E 201-43000-132 Dental	\$650.00	\$69.23	\$69.23	\$54.00	\$54.00	\$54.00	\$54.00	\$54.00	\$54.00
E 201-43000-133 Life	\$1,500.00	\$74.04	\$59.92	\$125.00	\$125.00	\$125.00	\$125.00	\$125.00	\$125.00
E 201-43000-151 Workers Comp Insurance	\$6,500.00	\$0.00	\$0.00	\$0.00	\$0.00	\$0.00	\$0.00	\$0.00	\$0.00
E 201-43000-212 Motor Fuels	\$19,000.00	\$1,259.08	\$3,589.75	\$1,500.00	\$1,500.00	\$1,500.00	\$1,600.00	\$1,600.00	\$1,600.00
E 201-43000-221 Equipment Parts	\$5,000.00	\$845.48	\$2,673.35	\$416.00	\$416.00	\$416.00	\$420.00	\$416.00	\$416.00
E 201-43000-224 Street Maintenance Materials	\$95,000.00	\$0.00	\$4,231.11	\$2,000.00	\$5,000.00	\$10,000.00	\$10,000.00	\$40,000.00	\$10,000.00
E 201-43000-303 Engineering Fees	\$40,000.00	\$25,514.25	\$19,738.50	\$3,600.00	\$3,000.00	\$3,500.00	\$5,000.00	\$3,600.00	\$3,000.00

2/29/2024	BUDGETED									
	AMOUNT	JANUARY (A)	FEBRUARY (A)	MARCH	APRIL	MAY	JUNE	JULY	AUGUST	
E 201-43000-308 Instructors' Fees	\$2,000.00	\$0.00	\$0.00	\$500.00	\$0.00	\$0.00	\$500.00	\$0.00	\$0.00	
E 201-43000-321 Telephone	\$500.00	\$38.23	\$38.23	\$41.66	\$41.66	\$41.66	\$41.66	\$41.66	\$41.66	\$41.66
E 201-43000-362 Property Insurance	\$1,000.00	\$0.00	\$0.00	\$0.00	\$0.00	\$0.00	\$0.00	\$0.00	\$0.00	\$0.00
E 201-43000-381 Electric Utilities	\$20,000.00	\$1,571.87	\$1,311.59	\$1,600.00	\$1,600.00	\$1,600.00	\$1,600.00	\$1,600.00	\$1,600.00	\$1,600.00
E 201-43000-384 Refuse Disposal	\$0.00	\$0.00	\$0.00	\$0.00	\$0.00	\$0.00	\$0.00	\$0.00	\$0.00	\$0.00
E 201-43000-402 Repair & Maintenance	\$80,000.00	\$950.00	\$0.00	\$0.00	\$0.00	\$0.00	\$0.00	\$0.00	\$40,000.00	\$0.00
E 201-43000-404 Equipment Repairs	\$10,000.00	\$68.11	\$909.05	\$1,000.00	\$1,000.00	\$1,000.00	\$1,000.00	\$1,000.00	\$1,000.00	\$1,000.00
E 201-43000-417 Uniforms	\$1,500.00	\$190.94	\$0.00	\$0.00	\$0.00	\$500.00	\$0.00	\$0.00	\$0.00	\$0.00
E 201-43000-433 Dues and Subscriptions	\$2,500.00	\$32.42	\$16.21	\$0.00	\$500.00	\$0.00	\$500.00	\$0.00	\$500.00	\$0.00
E 201-43000-530 Improvements Other Than Buildi	\$0.00	\$0.00	\$0.00	\$0.00	\$0.00	\$0.00	\$0.00	\$0.00	\$0.00	\$0.00
E 201-43000-580 Other Equipment	<u>\$20,000.00</u>	<u>\$0.00</u>	<u>\$0.00</u>	<u>\$5,000.00</u>	<u>\$0.00</u>	<u>\$0.00</u>	<u>\$5,000.00</u>	<u>\$0.00</u>	<u>\$0.00</u>	<u>\$0.00</u>
	\$407,150.00	\$38,366.97	\$36,927.62	\$24,334.66	\$21,734.66	\$27,234.66	\$34,338.66	\$96,934.66	\$26,834.66	

DEBT SERVICE FUND EXPENDITURE

E 301-47100-601 Bond Principal	\$260,000.00	\$260,000.00	\$0.00	\$0.00	\$0.00	\$0.00	\$0.00	\$0.00	\$0.00	\$0.00
E 301-47100-611 Bond Interest	\$58,000.00	\$31,600.00	\$0.00	\$0.00	\$0.00	\$0.00	\$0.00	\$26,400.00	\$0.00	\$0.00
E 301-47100-620 Fiscal Agents Fees	<u>\$1,000.00</u>	<u>\$550.00</u>	<u>\$0.00</u>	<u>\$0.00</u>	<u>\$0.00</u>	<u>\$0.00</u>	<u>\$0.00</u>	<u>\$500.00</u>	<u>\$0.00</u>	<u>\$0.00</u>
	\$319,000.00	\$292,150.00	\$0.00	\$0.00	\$0.00	\$0.00	\$0.00	\$26,900.00	\$0.00	\$0.00

CAPITAL OUTLAY EXPENDITURE

E 450-43000-402 Repair & Maintenance	\$1,600,000.00	\$0.00	\$0.00	\$50,000.00	\$50,000.00	\$50,000.00	\$50,000.00	\$50,000.00	\$50,000.00	\$150,000.00
E 450-43000-416 Machinery	\$15,000.00	\$8,278.00	\$0.00	\$0.00	\$0.00	\$0.00	\$0.00	\$0.00	\$0.00	\$0.00
E 450-43000-540 Heavy Machinery	\$105,000.00	\$0.00	\$0.00	\$0.00	\$0.00	\$0.00	\$0.00	\$0.00	\$0.00	\$0.00
E 450-45000-403 Improvements Other Than Buildings	\$50,000.00	\$0.00	\$0.00	\$0.00	\$0.00	\$0.00	\$0.00	\$50,000.00	\$0.00	\$0.00
E 450-45000-416 Machinery	\$25,000.00	\$0.00	\$0.00	\$0.00	\$0.00	\$0.00	\$0.00	\$25,000.00	\$0.00	\$0.00
E 450-45000-580 Other Equipment	\$0.00	\$0.00	\$0.00	\$0.00	\$0.00	\$0.00	\$0.00	\$0.00	\$0.00	\$0.00
Purchase of Investments	<u>\$149,000.00</u>	<u>\$12,416.00</u>	<u>\$12,416.00</u>	<u>\$12,416.00</u>	<u>\$12,416.00</u>	<u>\$12,416.00</u>	<u>\$12,416.00</u>	<u>\$12,416.00</u>	<u>\$12,416.00</u>	<u>\$12,416.00</u>
	\$1,944,000.00	\$20,694.00	\$12,416.00	\$62,416.00	\$62,416.00	\$62,416.00	\$137,416.00	\$62,416.00	\$62,416.00	\$162,416.00

TOTAL GENERAL FUND EXPENDITURE	\$3,822,974.00	\$403,453.66	\$124,640.52	\$440,973.01	\$259,882.01	\$158,299.01	\$305,953.01	\$220,224.01	\$257,119.01	
---------------------------------------	-----------------------	---------------------	---------------------	---------------------	---------------------	---------------------	---------------------	---------------------	---------------------	--

WATER FUND EXPENDITURE

E 600-49400-101 Full-time Wages	\$77,000.00	\$8,096.00	\$3,872.00	\$6,400.00	\$6,400.00	\$6,400.00	\$6,400.00	\$6,400.00	\$6,400.00	\$6,400.00
E 600-49400-121 PERA Contributions	\$7,000.00	\$607.20	\$290.40	\$583.00	\$583.00	\$583.00	\$583.00	\$583.00	\$583.00	\$583.00
E 600-49400-122 FICA Contributions	\$7,000.00	\$567.88	\$270.79	\$583.00	\$583.00	\$583.00	\$583.00	\$583.00	\$583.00	\$583.00
E 600-49400-129 Pension Expense	\$0.00	\$0.00	\$0.00	\$0.00	\$0.00	\$0.00	\$0.00	\$0.00	\$0.00	\$0.00
E 600-49400-131 Health	\$15,000.00	\$901.72	\$901.72	\$1,250.00	\$1,250.00	\$1,250.00	\$1,250.00	\$1,250.00	\$1,250.00	\$1,250.00
E 600-49400-132 Dental	\$650.00	\$69.24	\$69.24	\$54.00	\$54.00	\$54.00	\$54.00	\$54.00	\$54.00	\$54.00

2/29/2024	BUDGETED									
	AMOUNT	JANUARY (A)	FEBRUARY (A)	MARCH	APRIL	MAY	JUNE	JULY	AUGUST	
E 600-49400-133 Life	\$1,500.00	\$74.05	\$59.93	\$125.00	\$125.00	\$125.00	\$125.00	\$125.00	\$125.00	\$125.00
E 600-49400-151 Workers Comp Insurance	\$5,000.00	\$0.00	\$3,589.75	\$0.00	\$0.00	\$0.00	\$0.00	\$0.00	\$0.00	\$0.00
E 600-49400-216 Chemical Products	\$37,000.00	\$20.00	\$5,034.87	\$2,500.00	\$2,500.00	\$3,000.00	\$5,000.00	\$3,000.00	\$5,000.00	\$5,000.00
E 600-49400-221 Equipment Parts	\$25,000.00	\$8,896.77	\$4,265.85	\$0.00	\$0.00	\$5,000.00	\$0.00	\$0.00	\$5,000.00	\$5,000.00
E 600-49400-240 Small Tools & Minor	\$4,000.00	\$0.00	\$156.42	\$0.00	\$0.00	\$1,000.00	\$0.00	\$0.00	\$1,000.00	\$1,000.00
E 600-49400-300 Professional Services	\$0.00	\$0.00	\$0.00	\$0.00	\$0.00	\$0.00	\$0.00	\$0.00	\$0.00	\$0.00
E 600-49400-303 Engineering Fees	\$7,000.00	\$0.00	\$0.00	\$0.00	\$1,000.00	\$1,000.00	\$1,000.00	\$1,000.00	\$1,000.00	\$0.00
E 600-49400-309 EDP, Software and Design	\$2,000.00	\$0.00	\$0.00	\$0.00	\$0.00	\$0.00	\$0.00	\$0.00	\$0.00	\$0.00
E 600-49400-314 Water Testing	\$2,000.00	\$106.90	\$80.50	\$150.00	\$250.00	\$150.00	\$150.00	\$150.00	\$150.00	\$250.00
E 600-49400-315 Locates	\$1,000.00	\$37.80	\$62.15	\$0.00	\$100.00	\$200.00	\$100.00	\$200.00	\$100.00	\$100.00
E 600-49400-316 Licenes & Permits	\$500.00	\$0.00	\$150.00	\$0.00	\$0.00	\$0.00	\$0.00	\$0.00	\$0.00	\$500.00
E 600-49400-321 Telephone	\$2,800.00	\$280.41	\$163.18	\$233.00	\$233.00	\$233.00	\$233.00	\$233.00	\$233.00	\$233.00
E 600-49400-322 Postage	\$3,000.00	\$1,593.88	\$5.70	\$0.00	\$800.00	\$0.00	\$0.00	\$700.00	\$0.00	\$0.00
E 600-49400-324 Messenger Service	\$750.00	\$0.00	\$0.00	\$0.00	\$0.00	\$0.00	\$0.00	\$0.00	\$0.00	\$750.00
E 600-49400-362 Property Insurance	\$2,000.00	\$0.00	\$0.00	\$2,000.00	\$0.00	\$0.00	\$0.00	\$0.00	\$0.00	\$0.00
E 600-49400-381 Electric Utilities	\$25,000.00	\$1,708.28	\$1,828.91	\$2,083.00	\$2,083.00	\$2,083.00	\$2,083.00	\$2,083.00	\$2,083.00	\$2,083.00
E 600-49400-383 Gas Utilities	\$2,000.00	\$114.66	\$153.62	\$300.00	\$300.00	\$300.00	\$300.00	\$300.00	\$300.00	\$300.00
E 600-49400-386 State Surcharge	\$11,500.00	\$2,557.19	\$1,990.00	\$0.00	\$0.00	\$0.00	\$2,875.00	\$0.00	\$0.00	\$0.00
E 600-49400-402 Repair & Maintenance	\$35,000.00	\$543.50	\$0.00	\$5,000.00	\$0.00	\$5,000.00	\$0.00	\$5,000.00	\$0.00	\$0.00
E 600-49400-433 Dues and Subscriptions	\$1,000.00	\$0.00	\$0.00	\$0.00	\$500.00	\$0.00	\$0.00	\$0.00	\$0.00	\$500.00
E 600-49400-438 (Other) State Tax	\$0.00	\$40.00	\$0.00	\$0.00	\$0.00	\$0.00	\$0.00	\$0.00	\$0.00	\$0.00
E 600-49400-580 Other Equipment	\$1,000.00	\$0.00	\$0.00	\$0.00	\$0.00	\$500.00	\$0.00	\$0.00	\$0.00	\$0.00
	\$275,700.00	\$26,215.48	\$22,945.03	\$21,261.00	\$16,761.00	\$27,461.00	\$20,736.00	\$21,661.00	\$24,711.00	
SEWER FUND EXPENDITURE										
E 600-49450-303 Engineering Fees	\$0.00	\$0.00	\$0.00	\$0.00	\$0.00	\$0.00	\$0.00	\$0.00	\$0.00	\$0.00
E 600-49450-308 Instructors' Fees	\$500.00	\$760.00	\$0.00	\$0.00	\$0.00	\$0.00	\$0.00	\$0.00	\$0.00	\$0.00
E 600-49450-331 Travel Expense	\$0.00	\$0.00	\$0.00	\$0.00	\$0.00	\$0.00	\$0.00	\$0.00	\$0.00	\$0.00
E 600-49450-362 Property Insurance	\$100.00	\$0.00	\$0.00	\$0.00	\$0.00	\$0.00	\$0.00	\$0.00	\$0.00	\$0.00
E 600-49450-381 Electric Utilities	\$400.00	\$49.56	\$54.63	\$33.00	\$33.00	\$33.00	\$33.00	\$33.00	\$33.00	\$33.00
E 600-49450-385 Sewer Service	\$194,748.00	\$16,228.99	\$16,228.99	\$16,229.00	\$16,229.00	\$16,229.00	\$16,229.00	\$16,229.00	\$16,229.00	\$16,229.00
E 600-49450-402 Repair & Maintenance	\$19,000.00	\$0.00	\$0.00	\$3,000.00	\$0.00	\$0.00	\$10,000.00	\$0.00	\$0.00	\$0.00
E 600-49450-420 Depreciation Expense	\$0.00	\$0.00	\$0.00	\$0.00	\$0.00	\$0.00	\$0.00	\$0.00	\$0.00	\$0.00
	\$214,748.00	\$17,038.55	\$16,283.62	\$19,262.00	\$16,262.00	\$16,262.00	\$26,262.00	\$16,262.00	\$16,262.00	\$16,262.00
TOTAL ENTERPRISE FUND EXPENDITURE	\$490,448.00	\$43,254.03	\$39,228.65	\$40,523.00	\$33,023.00	\$43,723.00	\$46,998.00	\$37,923.00	\$40,973.00	
TOTAL ENTERPRISE & GENERAL FUND EXP.	\$4,313,422.00	\$446,707.69	\$163,869.17	\$481,496.01	\$292,905.01	\$202,022.01	\$352,951.01	\$258,147.01	\$298,092.01	
BEGINNING GENERAL FUND BALANCE (CHECKING/SAVING)	\$2,506,595.68	\$2,506,595.68								

2/29/2024	BUDGETED								
	AMOUNT	JANUARY (A)	FEBRUARY (A)	MARCH	APRIL	MAY	JUNE	JULY	AUGUST
TOTAL REVENUE		\$145,002.08	\$75,187.93	\$83,270.00	\$79,450.00	\$80,230.00	\$875,187.00	\$82,240.00	\$89,550.00
TOTAL EXPENSE		\$446,707.69	\$163,869.17	\$481,496.01	\$292,905.01	\$202,022.01	\$352,951.01	\$258,147.01	\$298,092.01
END GENERAL FUND BALANCE		\$2,204,890.07	\$2,117,348.19	\$1,719,122.18	\$1,505,667.17	\$1,383,875.16	\$1,906,111.15	\$1,730,204.14	\$1,521,662.13

SEPTEMBER	OCTOBER	NOVEMBER	DECEMBER	TOTAL
\$0.00	\$0.00	\$0.00	\$459,000.00	\$922,125.83
\$0.00	\$0.00	\$0.00	\$0.00	\$0.00
\$0.00	\$0.00	\$0.00	\$0.00	\$12.00
\$0.00	\$0.00	\$0.00	\$0.00	\$54,196.10
\$0.00	\$0.00	\$0.00	\$0.00	\$2,500.00
\$0.00	\$3,500.00	\$0.00	\$0.00	\$3,500.00
\$0.00	\$0.00	\$0.00	\$0.00	\$0.00
\$6,000.00	\$5,000.00	\$5,000.00	\$500.00	\$64,987.00
\$250.00	\$0.00	\$0.00	\$250.00	\$1,000.00
\$200.00	\$200.00	\$200.00	\$200.00	\$2,500.00
\$50.00	\$0.00	\$0.00	\$250.00	\$800.00
\$240.00	\$200.00	\$200.00	\$200.00	\$2,700.00
\$0.00	\$0.00	\$0.00	\$0.00	\$0.00
\$0.00	\$0.00	\$0.00	\$0.00	\$0.00
\$100.00	\$0.00	\$0.00	\$0.00	\$200.00
\$0.00	\$180.00	\$180.00	\$0.00	\$2,180.00
\$0.00	\$0.00	\$0.00	\$0.00	\$45,000.00
\$0.00	\$0.00	\$0.00	\$0.00	\$700.00
\$0.00	\$0.00	\$0.00	\$0.00	\$350.00
\$0.00	\$0.00	\$0.00	\$0.00	\$0.00
\$0.00	\$0.00	\$0.00	\$0.00	\$350.00
\$0.00	\$2,500.00	\$0.00	\$0.00	\$5,000.00
\$0.00	\$0.00	\$0.00	\$0.00	\$0.00
\$0.00	\$0.00	\$0.00	\$0.00	\$0.00
\$0.00	\$0.00	\$0.00	\$0.00	\$0.00
\$0.00	\$0.00	\$0.00	\$0.00	\$1,000.00
\$0.00	\$0.00	\$0.00	\$0.00	\$13.10
\$2,900.00	\$2,900.00	\$2,900.00	\$2,900.00	\$45,999.00
\$0.00	\$0.00	\$0.00	\$0.00	\$0.00
\$0.00	\$0.00	\$0.00	\$0.00	\$0.00
\$2,000.00	\$0.00	\$0.00	\$2,000.00	\$9,346.87
\$0.00	\$0.00	\$0.00	\$0.00	\$0.00
\$5,000.00	\$5,000.00	\$5,000.00	\$500.00	\$53,351.55
\$0.00	\$0.00	\$0.00	\$0.00	\$0.00
\$0.00	\$0.00	\$0.00	\$0.00	\$0.00
\$250.00	\$250.00	\$250.00	\$250.00	\$2,802.25
\$70.00	\$50.00	\$70.00	\$70.00	\$3,051.38

SEPTEMBER	OCTOBER	NOVEMBER	DECEMBER	TOTAL
\$0.00	\$0.00	\$0.00	\$0.00	\$0.00
\$0.00	\$0.00	\$0.00	\$0.00	\$0.00
\$0.00	\$0.00	\$0.00	\$0.00	\$0.00
\$0.00	\$0.00	\$0.00	\$0.00	\$0.00
\$0.00	\$0.00	\$0.00	\$0.00	\$0.00
\$0.00	\$0.00	\$0.00	\$0.00	\$0.00
\$0.00	\$0.00	\$0.00	\$0.00	\$0.00
\$0.00	\$0.00	\$0.00	\$0.00	\$5.17
\$9,000.00	\$2,500.00	\$2,500.00	\$9,000.00	\$77,248.90
\$1,250.00	\$1,250.00	\$1,250.00	\$1,250.00	\$20,831.00
<u>\$0.00</u>	<u>\$0.00</u>	<u>\$0.00</u>	<u>\$0.00</u>	<u>\$0.00</u>
\$27,310.00	\$23,530.00	\$17,550.00	\$476,370.00	\$1,321,750.15
\$0.00	\$0.00	\$0.00	\$0.00	\$0.00
\$0.00	\$0.00	\$0.00	\$0.00	\$0.00
\$200.00	\$200.00	\$200.00	\$200.00	\$2,540.00
\$0.00	\$0.00	\$0.00	\$0.00	\$10,000.00
<u>\$0.00</u>	<u>\$0.00</u>	<u>\$0.00</u>	<u>\$0.00</u>	<u>\$1,000.00</u>
\$200.00	\$200.00	\$200.00	\$200.00	\$13,540.00
\$0.00	\$0.00	\$0.00	\$0.00	\$0.00
\$0.00	\$0.00	\$0.00	\$65,000.00	\$130,000.00
\$0.00	\$0.00	\$0.00	\$0.00	\$0.00
\$0.00	\$0.00	\$0.00	\$0.00	\$0.00
\$0.00	\$0.00	\$0.00	\$0.00	\$0.00
\$0.00	\$0.00	\$0.00	\$0.00	\$0.00
\$0.00	\$0.00	\$0.00	\$0.00	\$0.00
\$1,900.00	\$500.00	\$2,500.00	\$1,800.00	\$19,958.83
\$1,900.00	\$500.00	\$2,500.00	\$1,800.00	\$19,958.80
<u>\$0.00</u>	<u>\$0.00</u>	<u>\$0.00</u>	<u>\$0.00</u>	<u>\$27.14</u>
\$3,800.00	\$1,000.00	\$5,000.00	\$68,600.00	\$169,944.77
\$0.00	\$0.00	\$0.00	\$172,095.00	\$345,720.68
<u>\$0.00</u>	<u>\$0.00</u>	<u>\$0.00</u>	<u>\$0.00</u>	<u>\$0.00</u>
\$0.00	\$0.00	\$0.00	\$172,095.00	\$345,720.68

SEPTEMBER	OCTOBER	NOVEMBER	DECEMBER	TOTAL
\$0.00	\$0.00	\$0.00	\$119,500.00	\$239,000.00
<u>\$0.00</u>	<u>\$0.00</u>	<u>\$0.00</u>	<u>\$0.00</u>	<u>\$0.00</u>
\$0.00	\$0.00	\$0.00	\$119,500.00	\$239,000.00

\$31,310.00	\$24,730.00	\$22,750.00	\$836,765.00	\$2,089,955.60
--------------------	--------------------	--------------------	---------------------	-----------------------

\$0.00	\$0.00	\$0.00	\$0.00	\$7.29
\$0.00	\$0.00	\$0.00	\$0.00	\$0.00
\$10,000.00	\$40,000.00	\$45,000.00	\$10,000.00	\$309,202.82
\$500.00	\$500.00	\$500.00	\$500.00	\$5,000.00
\$500.00	\$500.00	\$1,000.00	\$500.00	\$4,723.78
<u>\$200.00</u>	<u>\$0.00</u>	<u>\$0.00</u>	<u>\$0.00</u>	<u>\$1,000.00</u>
\$11,200.00	\$41,000.00	\$46,500.00	\$11,000.00	\$319,933.89

\$5,000.00	\$20,000.00	\$20,000.00	\$10,000.00	\$171,793.51
\$0.00	\$0.00	\$0.00	\$0.00	\$2,500.00
\$1,000.00	\$1,000.00	\$1,000.00	\$500.00	\$7,189.01
\$0.00	\$0.00	\$0.00	\$0.00	\$2,500.00
<u>\$0.00</u>	<u>\$0.00</u>	<u>\$0.00</u>	<u>\$0.00</u>	<u>\$0.00</u>
\$6,000.00	\$21,000.00	\$21,000.00	\$10,500.00	\$183,982.52

\$17,200.00	\$62,000.00	\$67,500.00	\$21,500.00	\$503,916.41
--------------------	--------------------	--------------------	--------------------	---------------------

\$48,510.00	\$86,730.00	\$90,250.00	\$858,265.00	\$2,593,872.01
--------------------	--------------------	--------------------	---------------------	-----------------------

\$1,500.00	\$1,500.00	\$1,500.00	\$1,500.00	\$16,615.00
\$0.00	\$0.00	\$0.00	\$0.00	\$80.75
\$0.00	\$0.00	\$0.00	\$0.00	\$123.57
\$250.00	\$0.00	\$0.00	\$250.00	\$1,070.24
\$625.00	\$625.00	\$625.00	\$625.00	\$8,096.76
\$500.00	\$500.00	\$500.00	\$0.00	\$4,500.00
\$1,250.00	\$1,250.00	\$1,250.00	\$1,250.00	\$13,850.00
\$14,000.00	\$10,000.00	\$10,000.00	\$8,000.00	\$114,942.35
\$5,000.00	\$5,000.00	\$5,000.00	\$5,000.00	\$57,812.50
\$50.00	\$50.00	\$50.00	\$50.00	\$573.48

SEPTEMBER	OCTOBER	NOVEMBER	DECEMBER	TOTAL
\$4,900.00	\$4,100.00	\$4,100.00	\$4,100.00	\$59,380.00
\$0.00	\$0.00	\$0.00	\$0.00	\$368,798.00
\$0.00	\$0.00	\$0.00	\$0.00	\$500.00
\$375.00	\$375.00	\$375.00	\$375.00	\$4,404.46
\$200.00	\$200.00	\$300.00	\$200.00	\$2,613.60
\$0.00	\$0.00	\$0.00	\$0.00	\$0.00
\$700.00	\$700.00	\$700.00	\$700.00	\$8,467.97
\$0.00	\$1,000.00	\$1,000.00	\$1,000.00	\$6,281.42
\$250.00	\$250.00	\$250.00	\$250.00	\$2,833.00
\$0.00	\$0.00	\$0.00	\$0.00	\$1,000.00
\$2,125.00	\$0.00	\$0.00	\$2,125.00	\$8,500.00
\$0.00	\$0.00	\$1,500.00	\$0.00	\$3,500.00
\$0.00	\$0.00	\$500.00	\$0.00	\$1,695.00
\$0.00	\$0.00	\$600.00	\$0.00	\$1,686.46
\$0.00	\$0.00	\$0.00	\$0.00	\$1,672.60
\$0.00	\$0.00	\$100.00	\$0.00	\$300.00
\$0.00	\$0.00	\$100.00	\$0.00	\$300.00
\$11,800.00	\$11,800.00	\$11,800.00	\$11,800.00	\$138,019.74
\$0.00	\$0.00	\$0.00	\$0.00	\$0.00
\$958.00	\$958.00	\$958.00	\$958.00	\$11,081.48
\$958.00	\$958.00	\$958.00	\$958.00	\$11,074.44
\$1,375.00	\$1,375.00	\$1,375.00	\$1,375.00	\$17,279.50
\$83.35	\$83.35	\$83.35	\$83.35	\$983.84
\$166.00	\$166.00	\$166.00	\$166.00	\$2,081.40
\$0.00	\$0.00	\$0.00	\$0.00	\$3,589.75
\$300.00	\$0.00	\$300.00	\$300.00	\$3,210.03
\$300.00	\$0.00	\$0.00	\$300.00	\$1,434.42
\$10.00	\$100.00	\$0.00	\$100.00	\$627.89
\$0.00	\$100.00	\$100.00	\$0.00	\$500.00
\$0.00	\$4,000.00	\$0.00	\$0.00	\$10,264.00
\$0.00	\$625.00	\$0.00	\$625.00	\$2,963.80
\$225.00	\$0.00	\$0.00	\$225.00	\$951.24
\$0.00	\$1,000.00	\$1,000.00	\$1,000.00	\$10,880.00
\$0.00	\$1,000.00	\$1,000.00	\$0.00	\$4,453.18
\$0.00	\$0.00	\$0.00	\$0.00	\$31,050.00
\$1,416.00	\$1,416.00	\$1,416.00	\$1,416.00	\$17,201.88
\$33,750.00	\$0.00	\$0.00	\$33,750.00	\$135,000.00
<u>\$160.00</u>	<u>\$160.00</u>	<u>\$160.00</u>	<u>\$160.00</u>	<u>\$1,780.93</u>

SEPTEMBER	OCTOBER	NOVEMBER	DECEMBER	TOTAL
\$83,226.35	\$49,291.35	\$47,766.35	\$78,641.35	\$1,094,024.68
\$5,500.00	\$5,500.00	\$5,500.00	\$5,500.00	\$65,007.75
\$0.00	\$0.00	\$0.00	\$0.00	\$0.00
\$416.00	\$416.00	\$416.00	\$416.00	\$4,910.59
\$416.00	\$416.00	\$416.00	\$416.00	\$4,917.12
\$1,250.00	\$1,250.00	\$1,250.00	\$1,250.00	\$14,303.42
\$100.00	\$100.00	\$100.00	\$100.00	\$1,138.46
\$125.00	\$125.00	\$125.00	\$125.00	\$1,383.96
\$0.00	\$0.00	\$0.00	\$0.00	\$3,589.75
\$1,000.00	\$1,000.00	\$1,000.00	\$500.00	\$10,179.24
\$500.00	\$500.00	\$500.00	\$500.00	\$5,429.19
\$800.00	\$0.00	\$0.00	\$0.00	\$4,000.00
\$0.00	\$0.00	\$0.00	\$0.00	\$0.00
\$375.00	\$375.00	\$375.00	\$375.00	\$3,815.74
\$400.00	\$100.00	\$0.00	\$0.00	\$2,500.00
\$0.00	\$0.00	\$0.00	\$2,000.00	\$11,748.31
\$0.00	\$0.00	\$0.00	\$0.00	\$25,800.00
\$500.00	\$500.00	\$500.00	\$500.00	\$5,247.48
\$500.00	\$500.00	\$250.00	\$250.00	\$4,902.00
<u>\$500.00</u>	<u>\$500.00</u>	<u>\$250.00</u>	<u>\$250.00</u>	<u>\$4,200.00</u>
\$12,382.00	\$11,282.00	\$10,682.00	\$12,182.00	\$173,073.01
<u>\$0.00</u>	<u>\$0.00</u>	<u>\$0.00</u>	<u>\$0.00</u>	<u>\$537.40</u>
\$0.00	\$0.00	\$0.00	\$0.00	\$537.40
\$6,416.00	\$6,416.00	\$6,416.00	\$6,416.00	\$73,056.00
\$416.00	\$416.00	\$416.00	\$416.00	\$4,827.20
\$416.00	\$416.00	\$416.00	\$416.00	\$4,837.36
\$1,250.00	\$1,250.00	\$1,250.00	\$1,250.00	\$14,303.44
\$54.00	\$54.00	\$54.00	\$54.00	\$678.46
\$125.00	\$125.00	\$125.00	\$125.00	\$1,383.96
\$0.00	\$0.00	\$0.00	\$0.00	\$0.00
\$1,700.00	\$1,500.00	\$1,600.00	\$1,500.00	\$20,448.83
\$416.00	\$416.00	\$416.00	\$416.00	\$7,682.83
\$5,000.00	\$5,000.00	\$2,000.00	\$2,000.00	\$95,231.11
\$3,300.00	\$3,000.00	\$3,000.00	\$3,000.00	\$79,252.75

SEPTEMBER	OCTOBER	NOVEMBER	DECEMBER	TOTAL
\$500.00	\$0.00	\$0.00	\$500.00	\$2,000.00
\$41.66	\$41.66	\$41.66	\$41.66	\$493.06
\$0.00	\$0.00	\$0.00	\$0.00	\$0.00
\$1,600.00	\$1,600.00	\$1,600.00	\$1,600.00	\$18,883.46
\$0.00	\$0.00	\$0.00	\$0.00	\$0.00
\$0.00	\$40,000.00	\$0.00	\$0.00	\$80,950.00
\$1,000.00	\$1,000.00	\$1,000.00	\$1,000.00	\$10,977.16
\$500.00	\$0.00	\$0.00	\$0.00	\$1,190.94
\$500.00	\$0.00	\$0.00	\$500.00	\$2,548.63
\$0.00	\$0.00	\$0.00	\$0.00	\$0.00
<u>\$5,000.00</u>	<u>\$0.00</u>	<u>\$0.00</u>	<u>\$5,000.00</u>	<u>\$20,000.00</u>
\$28,234.66	\$61,234.66	\$18,334.66	\$24,234.66	\$438,745.19

\$0.00	\$0.00	\$0.00	\$0.00	\$260,000.00
\$0.00	\$0.00	\$0.00	\$0.00	\$58,000.00
<u>\$0.00</u>	<u>\$0.00</u>	<u>\$0.00</u>	<u>\$0.00</u>	<u>\$1,050.00</u>
\$0.00	\$0.00	\$0.00	\$0.00	\$319,050.00

\$1,000,000.00	\$100,000.00	\$50,000.00	\$50,000.00	\$1,600,000.00
\$0.00	\$0.00	\$0.00	\$0.00	\$8,278.00
\$0.00	\$0.00	\$0.00	\$0.00	\$0.00
\$0.00	\$0.00	\$0.00	\$0.00	\$50,000.00
\$0.00	\$0.00	\$0.00	\$0.00	\$25,000.00
\$0.00	\$0.00	\$0.00	\$0.00	\$0.00
<u>\$12,416.00</u>	<u>\$12,416.00</u>	<u>\$12,416.00</u>	<u>\$12,416.00</u>	<u>\$148,992.00</u>
\$1,012,416.00	\$112,416.00	\$62,416.00	\$62,416.00	\$1,832,270.00

\$1,136,259.01	\$234,224.01	\$139,199.01	\$177,474.01	\$3,857,700.28
-----------------------	---------------------	---------------------	---------------------	-----------------------

\$6,400.00	\$6,400.00	\$6,400.00	\$6,400.00	\$75,968.00
\$583.00	\$583.00	\$583.00	\$583.00	\$6,727.60
\$583.00	\$583.00	\$583.00	\$583.00	\$6,668.67
\$0.00	\$0.00	\$0.00	\$0.00	\$0.00
\$1,250.00	\$1,250.00	\$1,250.00	\$1,250.00	\$14,303.44
\$54.00	\$54.00	\$54.00	\$54.00	\$678.48

SEPTEMBER	OCTOBER	NOVEMBER	DECEMBER	TOTAL
\$125.00	\$125.00	\$125.00	\$125.00	\$1,383.98
\$0.00	\$0.00	\$0.00	\$0.00	\$3,589.75
\$3,000.00	\$3,000.00	\$3,000.00	\$2,500.00	\$37,554.87
\$0.00	\$0.00	\$3,000.00	\$0.00	\$26,162.62
\$0.00	\$0.00	\$1,000.00	\$0.00	\$3,156.42
\$0.00	\$0.00	\$0.00	\$0.00	\$0.00
\$1,000.00	\$0.00	\$1,000.00	\$0.00	\$6,000.00
\$2,000.00	\$0.00	\$0.00	\$0.00	\$2,000.00
\$150.00	\$150.00	\$150.00	\$150.00	\$1,887.40
\$100.00	\$100.00	\$100.00	\$0.00	\$1,099.95
\$0.00	\$0.00	\$0.00	\$0.00	\$650.00
\$233.00	\$233.00	\$233.00	\$233.00	\$2,773.59
\$0.00	\$800.00	\$0.00	\$0.00	\$3,899.58
\$0.00	\$0.00	\$0.00	\$0.00	\$750.00
\$0.00	\$0.00	\$0.00	\$0.00	\$2,000.00
\$2,083.00	\$2,083.00	\$2,083.00	\$2,083.00	\$24,367.19
\$300.00	\$300.00	\$300.00	\$300.00	\$3,268.28
\$2,875.00	\$0.00	\$0.00	\$2,875.00	\$13,172.19
\$5,000.00	\$0.00	\$5,000.00	\$0.00	\$25,543.50
\$0.00	\$0.00	\$0.00	\$0.00	\$1,000.00
\$0.00	\$0.00	\$0.00	\$0.00	\$40.00
\$0.00	\$500.00	\$0.00	\$0.00	\$1,000.00
\$25,736.00	\$16,161.00	\$24,861.00	\$17,136.00	\$265,645.51
\$0.00	\$0.00	\$0.00	\$0.00	\$0.00
\$0.00	\$0.00	\$0.00	\$0.00	\$760.00
\$0.00	\$0.00	\$0.00	\$0.00	\$0.00
\$0.00	\$0.00	\$0.00	\$0.00	\$0.00
\$33.00	\$33.00	\$33.00	\$33.00	\$434.19
\$16,229.00	\$16,229.00	\$16,229.00	\$16,229.00	\$194,747.98
\$3,000.00	\$0.00	\$0.00	\$3,000.00	\$19,000.00
<u>\$0.00</u>	<u>\$0.00</u>	<u>\$0.00</u>	<u>\$0.00</u>	<u>\$0.00</u>
\$19,262.00	\$16,262.00	\$16,262.00	\$19,262.00	\$214,942.17
\$44,998.00	\$32,423.00	\$41,123.00	\$36,398.00	\$480,587.68
\$1,181,257.01	\$266,647.01	\$180,322.01	\$213,872.01	\$4,338,287.96

SEPTEMBER	OCTOBER	NOVEMBER	DECEMBER	TOTAL
\$48,510.00	\$86,730.00	\$90,250.00	\$858,265.00	
\$1,181,257.01	\$266,647.01	\$180,322.01	\$213,872.01	
\$388,915.12	\$208,998.11	\$118,926.10	\$763,319.09	



MEMORANDUM

Date: March 12, 2024
To: Empire City Council
From: Charles Seipel-Teng, Clerk-Administrator
RE: Bill list for March 12, 2024

Attachment(s): Bill List.pdf

City of Empire

Claims List for Approval (February 28, 2024- March 12, 2024)

1-Mar-24	EFT	Minnesota Dept. of Revenue	State Withholding	556.94
1-Mar-24	EFT	PERA	Retirement	2,012.14
12-Mar-24	27174	Apple Ford Pro Elite Comm. Cen	Equipment DOT Inspection / Repair	3,677.73
12-Mar-24	27175	AT&T	Maint. Cell Phone	83.50
12-Mar-24	27176	BlueCross BlueShield of MN	April Health Insurance	5,422.17
12-Mar-24	27177	Bolton & Menk	Engineering / 2024 Street Project	42,985.50
12-Mar-24	27178	Carey, Todd	PNP Election	195.00
12-Mar-24	27179	CCP NI Master Tenant 4, LLC	Electricity	600.22
12-Mar-24	27180	Charles Seipel-Teng	Election Mileage	72.36
12-Mar-24	27181	CIT	New Maint. Shop Computer	1,107.00
12-Mar-24	27182	City of Empire	Feb. / March Flex Withholding	120.00
12-Mar-24	27183	City of Farmington	2023 Fire Services	256,447.59
12-Mar-24	27184	Coordinated Business Systems	Copy Machine Rental	226.59
12-Mar-24	27185	Cowles, Karna	PNP Election	71.50
12-Mar-24	27186	DeWilde, Becky	PNP Election	107.25
12-Mar-24	27187	ECM Publishers	Legal Publications	96.00
12-Mar-24	27188	Fischer Co.	Wellhouse Skylight	2,960.00
12-Mar-24	27189	Flyte HCM	Flex Plan	36.74
12-Mar-24	27190	Franklin, Penny	PNP Election	107.25
12-Mar-24	EFT	Frontier Communications	Bldg. / Water Phone	488.89
12-Mar-24	27191	Gopher State One Call	February Locates	37.80
12-Mar-24	27192	Highland Sanitation Inc.	Garbage Service	164.02
12-Mar-24	27193	Hyde, Becky & Lloyd	W/S Overpayment	2.93
12-Mar-24	27194	Inspectron, Inc.,	February 2024 Inspections	6,367.31
12-Mar-24	27195	Johnson, Terry	PNP Election	65.00
12-Mar-24	27196	League of MN Cities Insurance T	Property/ Casualty Coverage 2024	22,018.00
12-Mar-24	27197	McCracken, Dawn	PNP Election Mileage	21.04
12-Mar-24	27198	Met Council Environmental Srv	April 2024 Sewer Service	16,228.99
11-Mar-24	EFT	Minnesota Dept. of Revenue	State Withholding	15.00
12-Mar-24	27199	Minnesota Energy Resources	Natural Gas	691.60
12-Mar-24	27200	MVTL Laboratories, Inc.	Water Testing	108.25
12-Mar-24	27201	Napa Auto Parts	Shop Supply / Bldg. Equip. / Parks	481.67
12-Mar-24	27202	NLSC Products Inc.	Light Recycling (Shop)	53.41
12-Mar-24	27203	Page, Mark	PNP Election	195.00
12-Mar-24	27204	Pellici Hardware & Rental	Shop Supply / Water Repair	78.55
11-Mar-24	EFT	PERA	Retirement	102.00

12-Mar-24	27205	Premium Waters, Inc.	City Hall / Shop Water	64.38
12-Mar-24	EFT	PSN Payment Systems	February Payment Processing	100.00
12-Mar-24	27206	Snesrud, Duane	PNP Election	208.00
1-Mar-24	EFT	United States Treasury	Federal Withholding	3,145.67
11-Mar-24	EFT	United States Treasury	Federal Withholding	171.10
12-Mar-24	27207	Xcel Energy	Electricity	1,347.43

Subtotal	<u>369,041.52</u>
Payroll	<u>11,106.83</u>
Total	380,148.35



MEMORANDUM

Date: March 12, 2024
To: Empire City Council
From: Charles Seipel-Teng, Clerk-Administrator
RE: 2023 Annual / Monthly Statistics Reports

*Attachment(s): DC - CAD - Metrics - Event Count by Event Type - Empire - Martin.pdf
DC - CAD - Metrics - Event Count by Event Type - Empire.pdf
DC - CAD - Metrics - Event Count by Event Type - Empire - Martin.pdf
DC - CAD - Metrics - Event Count by Event Type - Empire.pdf
DC - CAD - Metrics - Event Count by Event Type - Empire.pdf
DC - CAD - Metrics - Event Count by Event Type - Empire - Martin.pdf*

Dakota County Sheriff's Office

Event Count by Event Type - Incidents in City of Empire - Martin, Hanah

Start Date: 1/1/2023 12:00:00 AM

End Date: 12/31/2023 11:59:59 PM

Problem	Count of Incidents
911 Hangup	29
Accident /Injuries	1
Accident/No injury	8
Admin Background/Permits	1
Alarm Burg/Holdup/Panic	7
Animal Calls	14
Assist Other Juris	3
Child Protection	1
Civil Assist	10
Community Policing	38
Crisis Mental Health	6
Detail Trfc/Tobacco,etc	6
Disturbance/Disorderly	7
DNR/Hunting/Off Road/Fishing	2
Dumping/Littering	2
Extra Patrol	37
Fire Alarm	5
Fire Related Call	5
Fireworks	2
Follow up	7
Juvenile Complaint	3
Medical	9
Medical/Priority	6
Mental Health Aftercare	1
Misc/Uncategorized	3
Motorist Assist	13
Ordinance Violation	8
Parking Violation	2
Predatory Offender Registratio	19
Premise Check	875
Property Lost/Found	1

Run Time: 2/15/2024 7:36:13 PM

Incidents at Dakota 911 (2860 160th St W) are excluded from report

Page1 of 2

DC - CAD - Metrics - Event Count by Event Type -
Empire - Martin

Dakota County Sheriff's Office

Event Count by Event Type - Incidents in City of Empire - Martin, Hanah

Start Date: 1/1/2023 12:00:00 AM

End Date: 12/31/2023 11:59:59 PM

Public Assist	3
Recreational Fire	2
Road and Driving Comp	16
Suspicious Activity	22
Theft RPT	1
Threats/Stalking	1
Traffic Stop	189
Trespass	1
Utility Callout	1
Warrant Check/Processing	7
Welfare Check	5
Total	1379

Dakota County Sheriff's Office

Event Count by Event Type - Incidents in City of Empire

Start Date: 1/1/2023 12:00:00 AM

End Date: 12/31/2023 11:59:59 PM

Problem	Count of Incidents
911 Hangup	230
Accident /Injuries	8
Accident/No injury	43
Admin Background/Permits	3
Alarm Burg/Holdup/Panic	55
Animal Calls	77
Assault RPT	1
Assist Other Juris	34
Child Protection	2
Civil Assist	42
Community Policing	57
Crisis Mental Health	23
CRU Referral	31
Deceased	3
Detail Trfc/Tobacco,etc	54
Disturbance/Disorderly	25
DNR/Hunting/Off Road/Fishing	24
Domestic/Disputes in Progress	5
Domestic/Disputes RPT	2
Drug Activity	1
Drunkenness	4
Dumping/Littering	15
Extra Patrol	98
Fire Alarm	22
Fire Related Call	29
Fireworks	3
Follow up	52
Fraud Activity RPT	7
Harassment	8
Juvenile Complaint	8
Medical	65

Run Time: 2/15/2024 7:37:43 PM

Incidents at Dakota 911 (2860 160th St W) are excluded from report

Dakota County Sheriff's Office

Event Count by Event Type - Incidents in City of Empire

Start Date: 1/1/2023 12:00:00 AM

End Date: 12/31/2023 11:59:59 PM

Medical/Priority	35
Mental Health Aftercare	8
Misc/Uncategorized	109
Missing Person/Runaway	1
Motorist Assist	142
OFP/DANCO Violation In Progres	1
OFP/DANCO Violation RPT	3
Open Doors/Windows	1
Ordinance Violation	100
Paper Service/Civil	11
Parking Violation	16
Predatory Offender Registratio	23
Premise Check	3764
Probation Check	1
Property Lost/Found	6
Public Assist	73
Pursuit	1
Recovered Prop/Person	1
Recreational Fire	9
Road and Driving Comp	98
Scam Attempt	1
Suspicious Activity	100
Theft RPT	16
Threats/Stalking	5
Tow Repo/Private	2
Traffic Stop	1715
Trespass	2
Utility Callout	7
Vandalism/Property Damage	12
Warrant Check/Processing	26
Welfare Check	23
Total	7343

Run Time: 2/15/2024 7:37:43 PM

Incidents at Dakota 911 (2860 160th St W) are excluded from report

Page2 of 3

DC - CAD - Metrics - Event Count by Event Type - Empire

Dakota County Sheriff's Office

Event Count by Event Type - Incidents in City of Empire

Start Date: 1/1/2023 12:00:00 AM

End Date: 12/31/2023 11:59:59 PM

Run Time: 2/15/2024 7:37:43 PM

Incidents at Dakota 911 (2860 160th St W) are excluded from report

Page3 of 3

DC - CAD - Metrics - Event Count by Event Type -
Empire

Dakota County Sheriff's Office

Event Count by Event Type - Incidents in City of Empire - Martin, Hanah

Start Date: 1/1/2024 12:00:00 AM

End Date: 2/1/2024 12:00:00 AM

Problem	Count of Incidents
911 Hangup	1
Accident/No injury	1
Alarm Burg/Holdup/Panic	1
Animal Calls	1
Detail Trfc/Tobacco,etc	2
Disturbance/Disorderly	1
Extra Patrol	5
Motorist Assist	1
OFP/DANCO Violation RPT	1
Open Doors/Windows	1
Premise Check	110
Public Assist	3
Recreational Fire	1
Road and Driving Comp	1
Suspicious Activity	1
Traffic Stop	13
Utility Callout	1
Warrant Check/Processing	2
Welfare Check	1
Total	148

Dakota County Sheriff's Office

Event Count by Event Type - Incidents in City of Empire

Start Date: 1/1/2024 12:00:00 AM

End Date: 2/1/2024 12:00:00 AM

Problem	Count of Incidents
911 Hangup	3
Accident/No injury	4
Alarm Burg/Holdup/Panic	4
Animal Calls	2
Assist Other Juris	7
Civil Assist	1
Community Policing	2
Crisis Mental Health	2
CRU Referral	11
Deceased	1
Detail Trfc/Tobacco,etc	5
Disturbance/Disorderly	2
Dumping/Littering	2
Extra Patrol	7
Fire Alarm	1
Fire Related Call	1
Follow up	8
Medical	5
Mental Health Aftercare	1
Misc/Uncategorized	2
Motorist Assist	10
OFP/DANCO Violation RPT	1
Open Doors/Windows	1
Ordinance Violation	7
Park Check	1
Parking Violation	1
Premise Check	424
Property Lost/Found	2
Public Assist	7
Recreational Fire	1
Road and Driving Comp	9

Run Time: 2/1/2024 8:01:06 AM

Incidents at Dakota 911 (2860 160th St W) are excluded from report

Page1 of 2

DC - CAD - Metrics - Event Count by Event Type - Empire

Dakota County Sheriff's Office

Event Count by Event Type - Incidents in City of Empire

Start Date: 1/1/2024 12:00:00 AM

End Date: 2/1/2024 12:00:00 AM

Suspicious Activity	8
Theft RPT	3
Traffic Stop	175
Utility Callout	1
Vandalism/Property Damage	3
Warrant Check/Processing	2
Welfare Check	2
Total	729

Run Time: 2/1/2024 8:01:06 AM

Incidents at Dakota 911 (2860 160th St W) are excluded from report

Page2 of 2

DC - CAD - Metrics - Event Count by Event Type -
Empire

Dakota County Sheriff's Office

Event Count by Event Type - Incidents in City of Empire

Start Date: 2/1/2024 12:00:00 AM

End Date: 3/1/2024 12:00:00 AM

Problem	Count of Incidents
911 Hangup	5
Accident /Injuries	1
Accident/No injury	1
Alarm Burg/Holdup/Panic	2
Animal Calls	7
Assist Other Juris	3
Civil Assist	1
Community Policing	4
CRU Referral	4
Detail Trfc/Tobacco,etc	4
Disturbance/Disorderly	3
Domestic/Disputes in Progress	2
Extra Patrol	5
Fire Alarm	2
Fire Related Call	1
Follow up	7
Medical	1
Medical/Priority	1
Misc/Uncategorized	3
Motorist Assist	7
Ordinance Violation	15
Predatory Offender Registratio	1
Premise Check	292
Property Lost/Found	1
Public Assist	3
Road and Driving Comp	5
Scam Attempt	1
Suspicious Activity	5
Theft RPT	2
Traffic Stop	136
Vandalism/Property Damage	1

Run Time: 3/1/2024 8:01:39 AM

Incidents at Dakota 911 (2860 160th St W) are excluded from report

Page1 of 2

DC - CAD - Metrics - Event Count by Event Type - Empire

Dakota County Sheriff's Office

Event Count by Event Type - Incidents in City of Empire

Start Date: 2/1/2024 12:00:00 AM

End Date: 3/1/2024 12:00:00 AM

Warrant Check/Processing	2
Welfare Check	3
Total	531

Dakota County Sheriff's Office

Event Count by Event Type - Incidents in City of Empire - Martin, Hanah

Start Date: 2/1/2024 12:00:00 AM

End Date: 3/1/2024 12:00:00 AM


Problem	Count of Incidents
Accident /Injuries	1
Animal Calls	2
Community Policing	2
Domestic/Disputes in Progress	1
Follow up	2
Motorist Assist	1
Predatory Offender Registratio	1
Premise Check	54
Public Assist	1
Suspicious Activity	1
Theft RPT	1
Traffic Stop	26
Welfare Check	1
Total	94



MEMORANDUM

Date: March 12, 2024
To: Empire City Council
From: Jenni Faulkner, Consulting Planner
RE: 1. Consider Adopting Ordinance No. 2024-1; Amending Section 5.05, C, 5 of Ordinance No. 400, Empire Zoning Ordinance

*Attachment(s): 2024-03-12 CC Report-Schools in AG.pdf
2024-03-06 Zoning Amendment Schools In AG.docx*



Date: March 12, 2024
To: Empire City Council
From: Jane Kansier, AICP
Consultant Planner
Hearing #1: Amendment to the City of Empire Zoning Ordinance to add provisions for Middle and Secondary Schools to the AG – Agricultural Preservation Zoning District

Action Requested

Consider changes to the Zoning Ordinance to allow middle and secondary schools as a conditional use in the AG – Agricultural Preservation district. The City Council may approve, deny, or table action based on the need for additional information.

Background

On January 16, 2024, the Planning Commission heard from a homeowner inquiring about the possibility of conducting an outdoor education use at their property. The Commission discussed this request on February 6, 2024, following additional research by staff. On February 13, 2024, the City Council directed staff to prepare an ordinance amendment for a public hearing and recommendation.

Proposed Ordinance

The City of Empire’s Zoning Ordinance defines Educational Uses as follows:

Educational uses - A public or private elementary, middle, secondary, post-secondary or vocational school having a course of instruction meeting the compulsory education requirements of the State of Minnesota.

In the AG district, religious institutions, pre-schools, and elementary schools are specifically listed as a conditional use permit. Since middle schools and secondary schools are not listed, they are currently not permitted in the AG district.

As proposed, the draft ordinance adds middle and secondary schools to Section 5.05, C, 5. This would allow middle and secondary schools as a conditional use permit in the AG district. Merriam-Webster dictionary defines secondary schools as “a school intermediate between elementary school and college and usually offering general, technical, vocational, or college-preparatory courses.” This definition includes high schools. The Council should consider any impacts middle and secondary schools may have on the AG district, even as a CUP.

Recommendation:

The Planning Commission considered this request at a public hearing on March 5, 2024. One member of the public spoke in favor of the amendment.

The Planning Commission recommended approval of the amendment. They also recommended adding “(high schools)” after the word secondary so it is easier to interpret.

Potential Actions:

The City Council has the following options:

1. Approve the ordinance amendment as requested, including the changes recommended by the Planning Commission. The attached ordinance includes this language.
2. Approve the amendment with additional changes.
3. Deny the proposed amendment.
4. Table the item to gather additional information.

Attachments:

1. Ordinance

ORDINANCE NO. 2024-__

**AN ORDINANCE AMENDING ORDINANCE NO. 400
THE CITY OF EMPIRE ZONING ORDINANCE**

The City Council of the City of Empire ordains the following amendment to *Ordinance No. 400 City of Empire Zoning Ordinance*:

SECTION 1. Section 5.05, C, 5, is deleted in its entirety and replaced by the following:

C. Conditional Uses

5. Religious institutions, pre-schools, elementary schools, middle schools, and secondary schools (high schools).

SECTION 2. Effective Date.

This Ordinance becomes effective from and after its passage and publication.

Adopted this 12th day of March, 2024.

ATTEST:

Trent Larson, Mayor

Charles Seipel-Teng, Clerk-Administrator

Published in the Dakota County Tribune on _____.

ORDINANCE NO. 2024-1

**AN ORDINANCE AMENDING ORDINANCE NO. 400
THE CITY OF EMPIRE ZONING ORDINANCE**

The City Council of the City of Empire ordains the following amendment to *Ordinance No. 400 City of Empire Zoning Ordinance*:

SECTION 1. Section 5.05, C, 5, is deleted in its entirety and replaced by the following:

C. Conditional Uses

5. Religious institutions, pre-schools, elementary schools, middle schools, and secondary schools.

SECTION 2. Effective Date.

This Ordinance becomes effective from and after its passage and publication.

Adopted this 12th day of March 2024.

ATTEST:

Trent Larson, Mayor

Charles Seipel-Teng, Clerk-Administrator

Published in the Dakota County Tribune on March 22, 2024.



MEMORANDUM

Date: March 12, 2024
To: Empire Planning Commission
From: Charles Seipel-Teng, Clerk-Administrator
RE: 2. Proposed Comprehensive Plan Amendment - City of Rosemount

The City of Rosemount is proposing an amendment to its Comprehensive Sewer Plan that would change the direction from which land south and west of the intersection of CSAH 42 and Blaine Avenue is served by sanitary sewer. The original routing of service to the site was envisioned to come from the east as contemplated by the City's Adopted 2030 Comprehensive Sanitary Sewer Plan. However, at that time the land on which the data project will sit was not envisioned to be a single user. With the site design work for the data center project, it has become evident that the site can be served by an extension of a City collection sewer line directly to the property from the Metropolitan Council's wastewater interceptor line on the south side of County State Aid Highway 42. At their March 5th meeting, the Planning Commission recommended "No Comment" on the proposed amendment.

*Attachment(s): Rosemount Sewer Plan Amendment.pdf
Rosemount Sewer Plan Amendment Agency Response Form.pdf*

Larry Ring, Board Chairman, Township of Vermillion
Tom Lovelace, City Planner, City of Apple Valley
Emily Schmitz, Senior Planner, City of Cottage Grove
Mike Schultz, City Planner, City of Eagan
Sherri Lefley, Clerk, City of Coates
Charles Seipel-Teng, City of Empire
Cindy Tonsager, Dakota County
Robert Rotty, Board Chairman, Township of Nininger
John Hinzman, Community Development Director, City of Hastings
Allan Hunting, City Planner, City of Inver Grove Heights
Kris Jenson, Associate Planner, City of Lakeville
Jennie Skancke, MN DNR

Re: Notification of a Proposed Comprehensive Sewer Plan Amendment in the City of Rosemount

Communities in the metropolitan area must notify adjacent and affected agencies and local government units of proposed Comprehensive Plan amendments. The Metropolitan Council's Local Planning Handbook advises that such notifications occur 60 days before the plan amendment is sent to the Metropolitan Council. This letter and enclosed materials serve as the required notification of the proposed amendment to adjacent governments, affected special districts, and affected school districts.

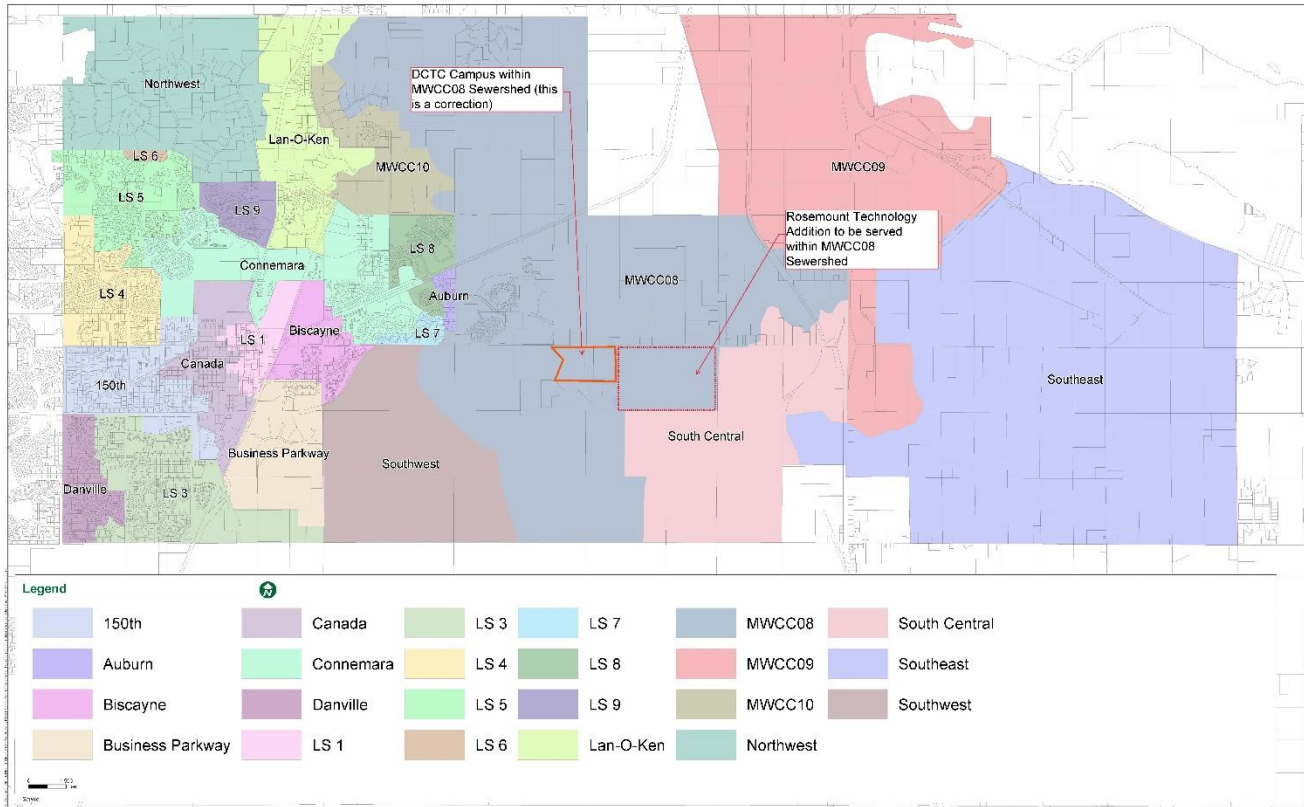
The City of Rosemount is proposing a Comprehensive Sewer Plan Amendment to change the direction from which a site at CSAH 42 and Blaine Avenue is served. The original routing of service to the site was envisioned to come from the east as contemplated by the City's Adopted 2030 Comprehensive Sanitary Sewer Plan. However, at that time the land on which the data project will sit was not envisioned to be a single user. With the site design work for the data center project, it has become evident that the site can be served by an extension of a City collection sewer line directly to the property from the Metropolitan Council's wastewater interceptor line on the south side of County State Aid Highway 42.

Please contact me if you have any questions regarding this proposed Sewer Plan Amendment or if you would like any additional information concerning the request. Otherwise, please complete the enclosed Agency Response Letter and return it to me at your earliest convenience. A response by email is preferred, but the City will accept mailed responses as well. The City would appreciate receiving your comments (or indication that there will be no comments) by March 29, 2024. Thank you for your prompt response.

SPIRIT OF PRIDE AND PROGRESS

Rosemount City Hall • 2875 145th Street West • Rosemount, MN 55068-4997
651-423-4411 • TDD/TTY 651-423-6219 • Fax 651-423-5203

www.ci.rosemount.mn.us



Sincerely,

Anthony Nemcek
Senior Planner
Anthony.Nemcek@ci.rosemount.mn.us
651-322-2090

SPIRIT OF PRIDE AND PROGRESS

Rosemount City Hall • 2875 145th Street West • Rosemount, MN 55068-4997
651-423-4411 • TDD/TTY 651-423-6219 • Fax 651-423-5203

www.ci.rosemount.mn.us

Anthony Nemcek
City of Rosemount
2875 145th Street West
Rosemount, MN 55068
651-322-2090
Anthony.nemcek@ci.rosemount.mn.us

Re: Agency Response Comprehensive Sewer Plan Amendment

Applicant: City of Rosemount

Please be advised that _____ (*insert agency name*) has received notice from the City of Rosemount regarding the proposed comprehensive plan amendment listed below:

The City of Rosemount is proposing a comprehensive sewer plan amendment to change the direction in which land is served south of CSAH 42 and west of Blaine Avenue.

(please check the applicable box)

- The amendment is not anticipated to impact this jurisdiction/agency. NO comments on the application will be forthcoming.
- This agency will submit written comments on the application.
- Other: (attach separate sheet if necessary)

Printed Name

Date

Signature

Title



MEMORANDUM

Date: March 12, 2024
To: Empire City Council
From: Charles Seipel-Teng, Clerk-Administrator
RE: Presentation of 2023 Financial Statement Audit; Tyler See, CPA - Abdo

*Attachment(s): Audit Presentation.pdf
Draft Audit Report.pdf*



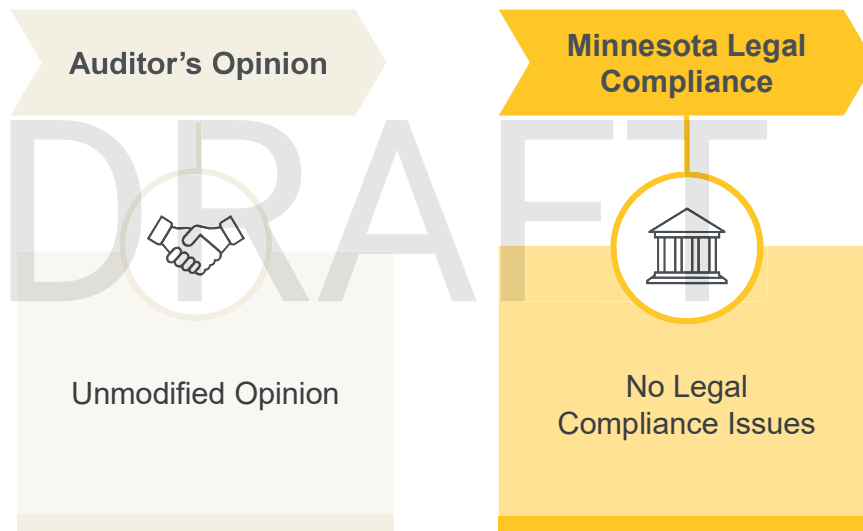
DRAFT

City of Empire

2023 Financial Statement Audit



Audit Results



Audit Results


2023 Audit Findings

- Preparation of Financial Statements
 - Internal Control Finding
- Limited Segregation of Duties
 - Internal Control Finding



Results from Prior Year 2022 Audit Findings


- Preparation of Financial Statements
 - Internal Control Finding
- Limited Segregation of Duties
 - Internal Control Finding
- Collateral Coverage
 - Legal Compliance Finding



Auditor Recommendations

- Implement an out of state travel policy to be in compliance with MN statute.

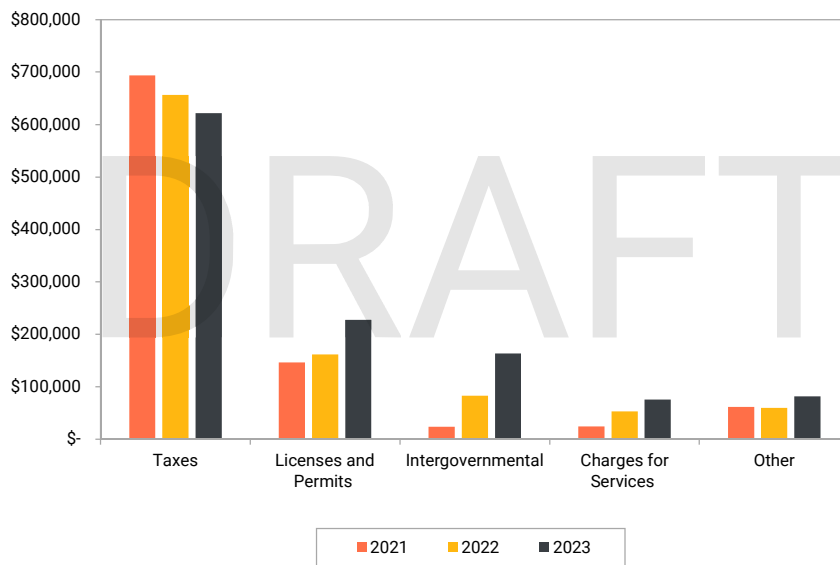
DRAFT



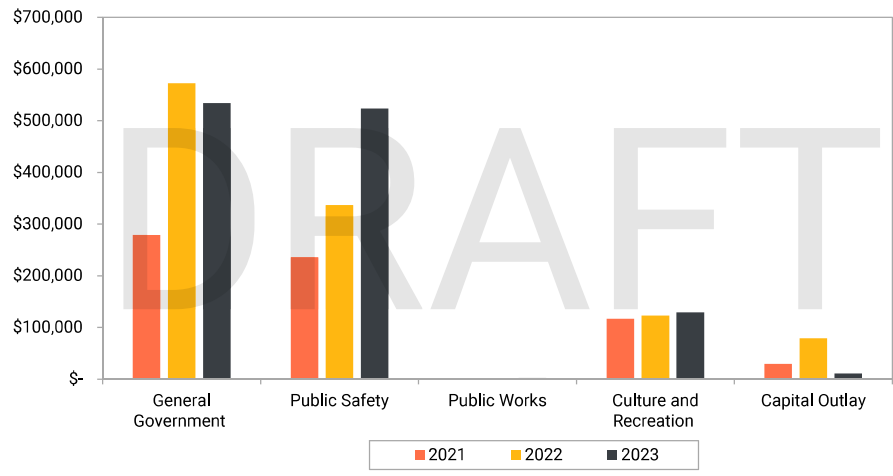
General Fund Budget to Actual

	Final Budgeted Amounts	Actual Amounts	Variance with Final Budget
Revenues	\$ 903,660	\$ 1,176,559	\$ 272,899
Expenditures	903,537	1,200,231	(296,694)
Net Change in Fund Balances	123	(23,672)	(23,795)
Fund Balances, January 1	<u>2,719,558</u>	<u>2,719,558</u>	<u>-</u>
Fund Balances, December 31	<u>\$ 2,719,681</u>	<u>\$ 2,695,886</u>	<u>\$ (23,795)</u>

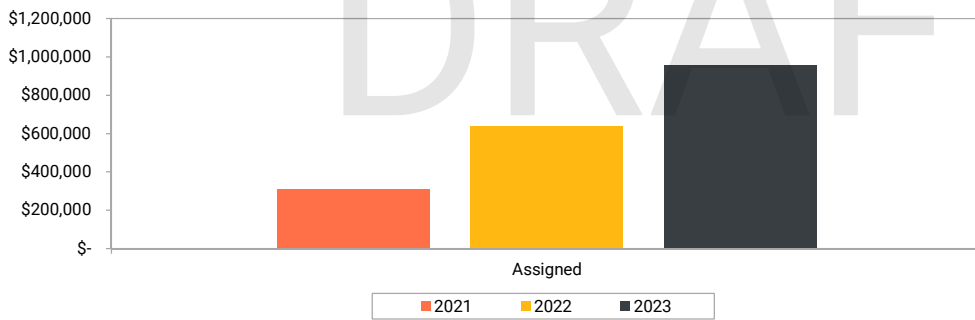
General Fund Revenues by Type



General Fund Expenditures by Type

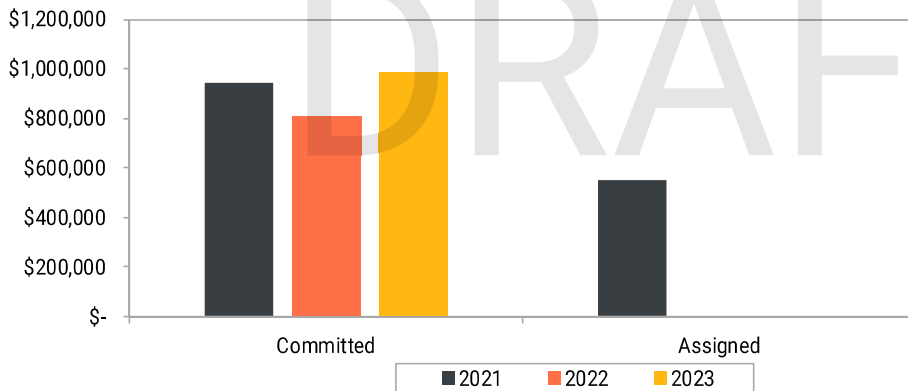


Fund	Fund Balances December 31,		Increase (Decrease)
	2023	2022	
Major Road and Bridge	\$ 956,304	\$ 637,327	\$ 318,977



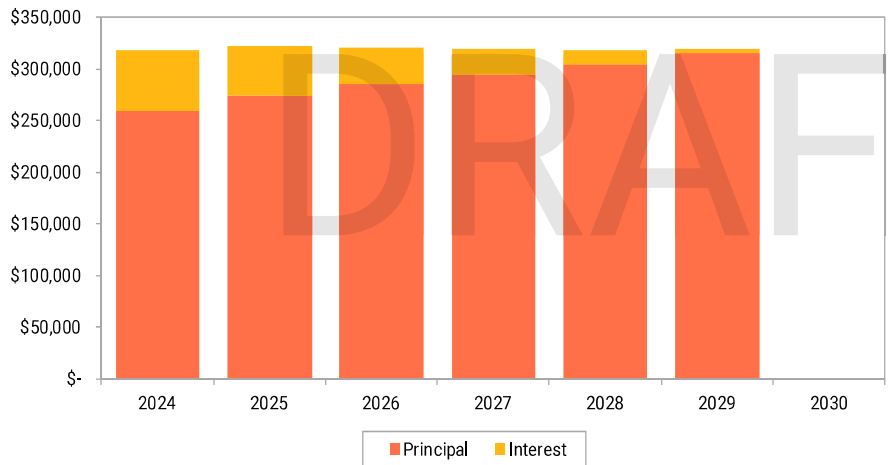
Special Revenue Fund Balances

Fund	Fund Balances December 31,		Increase (Decrease)
	2023	2022	
Major Capital Improvements	\$ 983,855	\$ 811,883	\$ 171,972

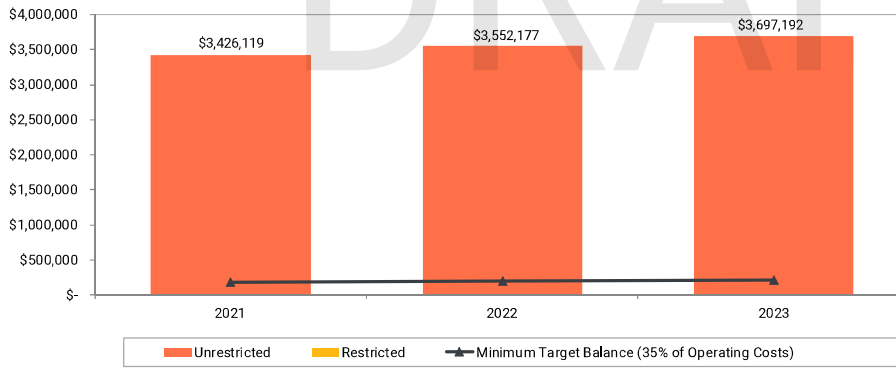
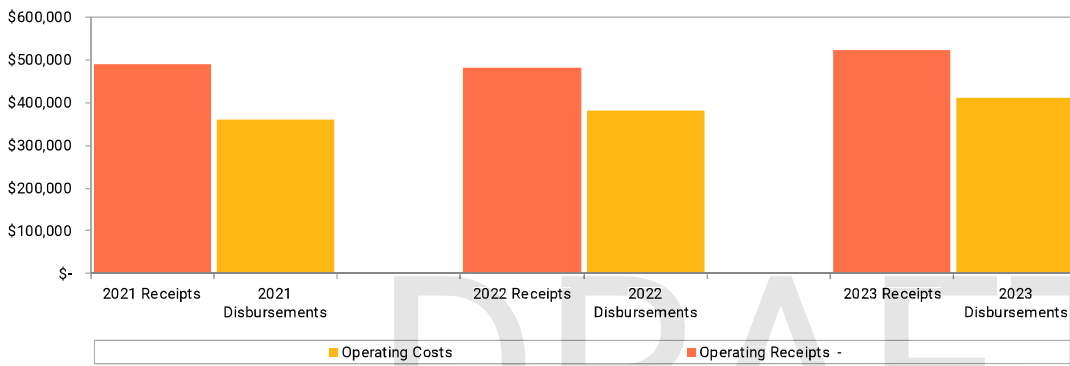


Capital Project Fund Balances

Fund	Cash Balance	Total Assets	Debt Outstanding	Final Maturity Date
2019 G.O. Improvement Bond Fund	\$ 970,782	\$ 970,782	\$ 1,735,000	2029

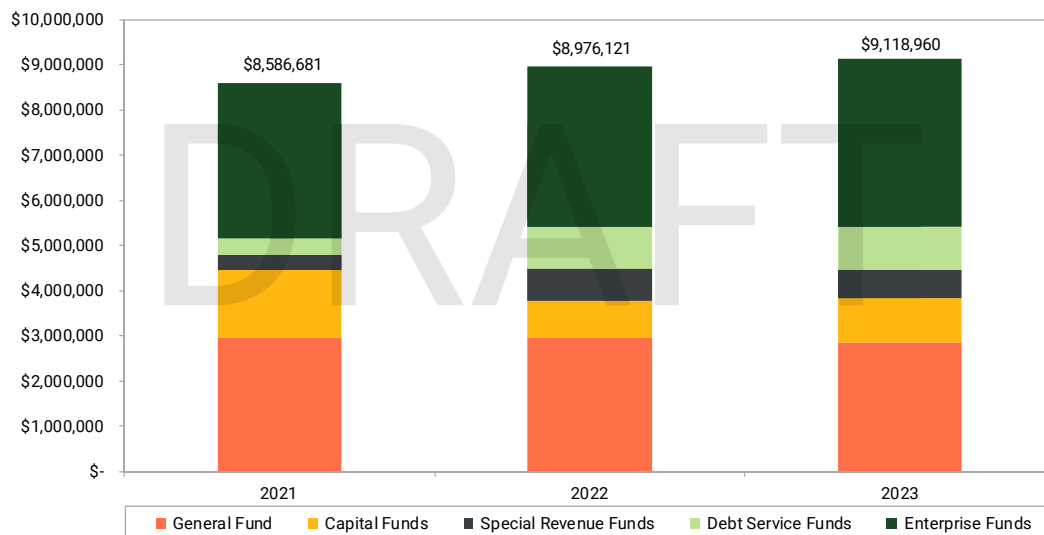


Debt Service



Water/ Sewer Fund

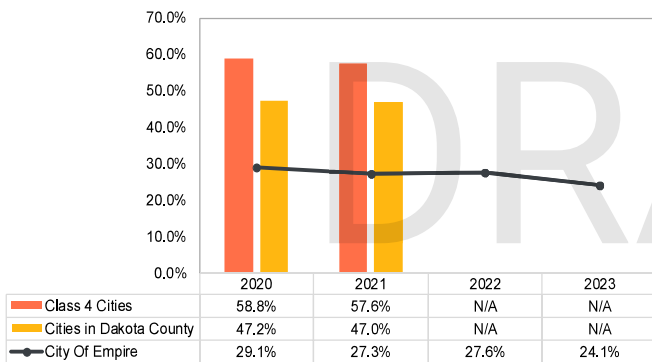
Cash and Investments Balances by Fund Type



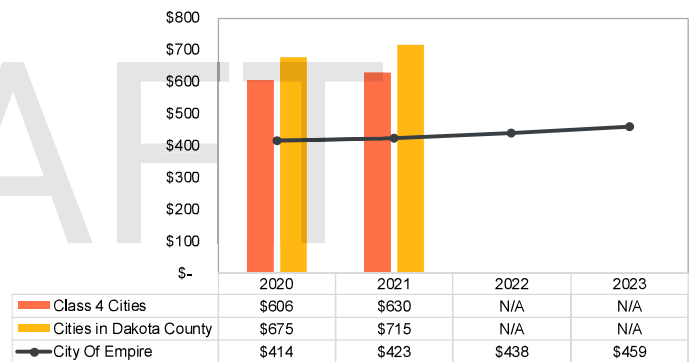
Taxes

Key Performance Indicators

Tax Rate



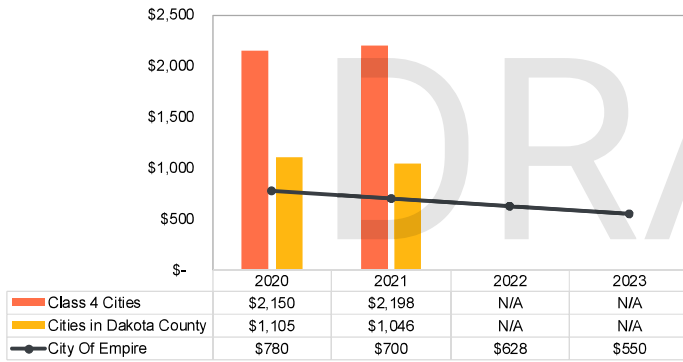
Taxes - Per Capita



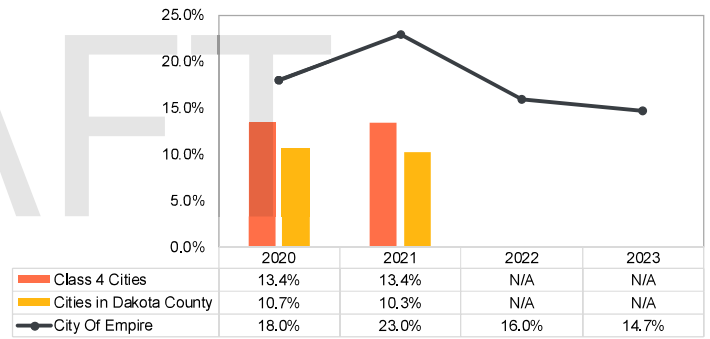
Debt

Key Performance Indicators

Debt Per Capita



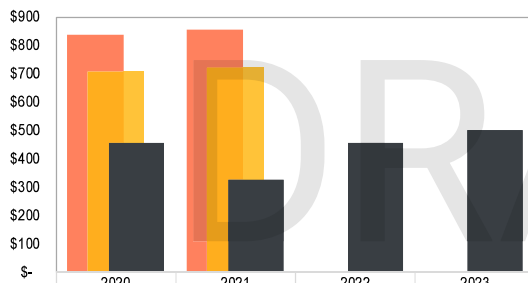
Debt Service Expenditures as a Percent of Total Expenditures



Expenditures

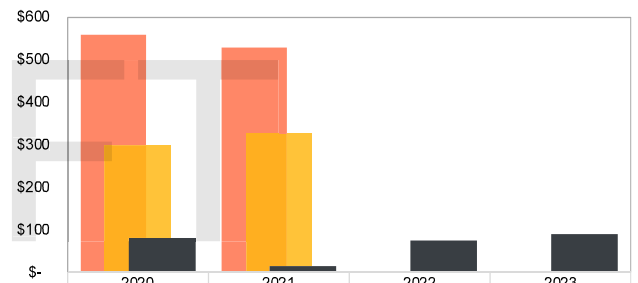
Key Performance Indicators

Current Expenditures Per Capita



	2020	2021	2022	2023
Class 4 Cities	\$839	\$856	N/A	N/A
Cities in Dakota County	\$707	\$720	N/A	N/A
City Of Empire	\$456	\$328	\$457	\$499

Capital Expenditures Per Capita



	2020	2021	2022	2023
Class 4 Cities	\$558	\$527	N/A	N/A
Cities in Dakota County	\$297	\$325	N/A	N/A
City Of Empire	\$80	\$13	\$74	\$88

Your Abdo Team



Brad Falteysek, CPA
Partner

brad.falteysek@abdoddsolutions.com



Tyler See, CPA
Manager

tyler.see@abdoddsolutions.com



Cierra Nagovsky
Associate

Cierra.nagovsky@abdoddsolutions.com



Dave Abriol
Associate

Dave.abriol@abdoddsolutions.com



Hannah Anderson
Intern

Hannah.anderson@abdoddsolutions.com



Annual Financial Report

DRAFT

City of Empire

Empire, Minnesota

For the year ended December 31, 2023



Edina Office

5201 Eden Avenue, Ste 250
Edina, MN 55436
P 952.835.9090

Mankato Office

100 Warren Street, Ste 600
Mankato, MN 56001
P 507.625.2727

Scottsdale Office

14500 N Northsight Blvd, Ste 233
Scottsdale, AZ 85260
P 480.864.5579

THIS PAGE IS LEFT
BLANK INTENTIONALLY

DRAFT

City of Empire, Minnesota
Annual Financial Report
Table of Contents
For the Year Ended December 31, 2023

	<u>Page No.</u>
Introductory Section	
Elected and Appointed Officials	7
Financial Section	
Independent Auditor's Report	11
Management's Discussion and Analysis	15
Basic Financial Statements	
Government-wide Financial Statements	
Statement of Net Position	29
Statement of Activities	30
Fund Financial Statements	
Governmental Funds	
Balance Sheet	34
Reconciliation of the Balance Sheet to the Statement of Net Position	37
Statement of Revenues, Expenditures and Changes in Fund Balances	38
Reconciliation of the Statement of Revenues, Expenditures and Changes in Fund Balances to the Statement of Activities	41
General Fund and Road and Bridge Fund	
Statement of Revenues, Expenditures and Changes in Fund Balances - Budget and Actual	42
Proprietary Funds	
Statements of Net Position	44
Statements of Revenues, Expenses and Changes in Net Position	45
Statements of Cash Flows	46
Notes to the Financial Statements	47
Required Supplementary Information	
Schedule of Employer's Share of Public Employees Retirement Association Net Pension Liability - General Employees Retirement Fund	64
Schedule of Employer's Public Employees Retirement Association Contributions - General Employees Retirement Fund	64
Notes to the Required Supplementary Information - General Employees Retirement Fund	65
Supplementary Information	
Combining and Individual Fund Financial Statements and Schedules	
General Fund	
Schedule of Revenues, Expenditures and Changes in Fund Balances - Budget and Actual	69
Road and Bridge Fund	
Schedule of Revenues, Expenditures and Changes in Fund Balances - Budget and Actual	72
Summary Financial Schedule	
Revenues and Expenses for General Operations - Governmental Funds	73
Other Required Report	
Independent Auditor's Report on Minnesota Legal Compliance	76
Schedule of Findings and Responses	77

THIS PAGE IS LEFT
BLANK INTENTIONALLY

DRAFT

INTRODUCTORY SECTION

CITY OF EMPIRE
EMPIRE, MINNESOTA

DRAFT

FOR THE YEAR ENDED
DECEMBER 31, 2023

THIS PAGE IS LEFT
BLANK INTENTIONALLY

DRAFT

City of Empire, Minnesota
Elected and Appointed Officials
For the Year Ended December 31, 2023

ELECTED

Name	Title	Term
Trent Larson	Mayor	12/31/2024
Eric Hanson	Councilmember	12/31/2026
Marla Vagts	Councilmember	12/31/2026
Danny Rubio	Councilmember	12/31/2024
Melanie Lee	Councilmember	12/31/2024

CITY OFFICIALS - APPOINTED

Name	
Charles Seipel-Teng	Clerk/Administrator
Dawn McCracken	Deputy Clerk

DRAFT

THIS PAGE IS LEFT
BLANK INTENTIONALLY

DRAFT

FINANCIAL SECTION

CITY OF EMPIRE
EMPIRE, MINNESOTA

DRAFT

FOR THE YEAR ENDED
DECEMBER 31, 2023

THIS PAGE IS LEFT
BLANK INTENTIONALLY

DRAFT

INDEPENDENT AUDITOR'S REPORT

Honorable Mayor and City Council
City of Empire
Empire, Minnesota

Report on the Financial Statements

Opinions

We have audited the accompanying financial statements of the governmental activities, the business-type activities and each major fund of City of Empire, Minnesota as of and for the year ended December 31, 2023, and the related notes to the financial statements, which collectively comprise the City's basic financial statements as listed in the table of contents.

In our opinion, the financial statements referred to above present fairly, in all material respects, the respective financial position of the governmental activities, the business-type activities and each major fund of the City as of December 31, 2023, and the respective changes in financial position and, where applicable, cash flows thereof and the respective budgetary comparison for the General fund and the Road and Bridge fund for the year then ended in accordance with accounting principles generally accepted in the United States of America.

Basis for Opinions

We conducted our audit in accordance with auditing standards generally accepted in the United States of America. Our responsibilities under those standards are further described in the Auditor's Responsibilities for the Audit of the Financial Statements section of our report. We are required to be independent of the City and to meet our other ethical responsibilities, in accordance with the relevant ethical requirements relating to our audit. We believe that the audit evidence we have obtained is sufficient and appropriate to provide a basis for our audit opinions.

Responsibilities of Management for the Financial Statements

Management is responsible for the preparation and fair presentation of these financial statements in accordance with accounting principles generally accepted in the United States of America; this includes the design, implementation, and maintenance of internal control relevant to the preparation and fair presentation of financial statements that are free from material misstatement, whether due to fraud or error.

In preparing the financial statements, management is required to evaluate whether there are conditions or events, considered in the aggregate, that raise substantial doubt about the City of City of Empire's ability to continue as a going concern for twelve months beyond the financial statement date, including any currently known information that may raise substantial doubt shortly thereafter.

Auditor's Responsibilities for the Audit of the Financial Statements

Our objectives are to obtain reasonable assurance about whether the financial statements as a whole are free from material misstatement, whether due to fraud or error, and to issue an auditor's report that includes our opinions. Reasonable assurance is a high level of assurance but is not absolute assurance and therefore is not a guarantee that an audit conducted in accordance with generally accepted auditing standards will always detect a material misstatement when it exists. The risk of not detecting a material misstatement resulting from fraud is higher than for one resulting from error, as fraud may involve collusion, forgery, intentional omissions, misrepresentations, or the override of internal control. Misstatements are considered material if there is a substantial likelihood that, individually or in the aggregate, they would influence the judgment made by a reasonable user based on the financial statements.

In performing an audit in accordance with generally accepted auditing standards, we:

- Exercise professional judgment and maintain professional skepticism throughout the audit.
- Identify and assess the risks of material misstatement of the financial statements, whether due to fraud or error and design and perform audit procedures responsive to those risks. Such procedures include examining, on a test basis, evidence regarding the amounts and disclosures in the financial statements.
- Obtain an understanding of internal control relevant to the audit in order to design audit procedures that are appropriate in the circumstances, but not for the purpose of expressing an opinion on the effectiveness of the City's internal control. Accordingly, no such opinion is expressed.
- Evaluate the appropriateness of accounting policies used and the reasonableness of significant accounting estimates made by management, as well as evaluate the overall presentation of the financial statements.
- Conclude whether, in our judgment, there are conditions or events, considered in the aggregate, that raise substantial doubt about the City's ability to continue as a going concern for a reasonable period of time.

We are required to communicate with those charged with governance regarding, among other matters, the planned scope and timing of the audit, significant audit findings, and certain internal control-related matters that we identified during the audit.

Other Matters

Required Supplementary Information

Accounting principles generally accepted in the United States of America require that the Management's Discussion and Analysis starting on page 15 and the Schedule of Employer's Share of the Net Pension Liability, the Schedule of Employer's Contributions and the related note disclosures starting on page 64 be presented to supplement the basic financial statements. Such information, although not a part of the basic financial statements, is required by the Governmental Accounting Standards Board who considers it to be an essential part of financial reporting for placing the basic financial statements in an appropriate operational, economic, or historical context. We have applied certain limited procedures to the required supplementary information in accordance with auditing standards generally accepted in the United States of America, which consisted of inquiries of management about the methods of preparing the information and comparing the information for consistency with management's responses to our inquiries, the basic financial statements, and other knowledge we obtained during our audit of the basic financial statements. We do not express an opinion or provide any assurance on the information because the limited procedures do not provide us with sufficient evidence to express an opinion or provide any assurance.



Supplementary Information

Our audit was conducted for the purpose of forming opinions on the financial statements that collectively comprise the City's basic financial statements. The supplementary information as listed in the table of contents is presented for purposes of additional analysis and is not a required part of the basic financial statements. Such information is the responsibility of management and was derived from and relates directly to the underlying accounting and other records used to prepare the basic financial statements. The information has been subjected to the auditing procedures applied in the audit of the basic financial statements and certain additional procedures, including comparing and reconciling such information directly to the underlying accounting and other records used to prepare the basic financial statements or to the basic financial statements themselves, and other additional procedures in accordance with auditing standards generally accepted in the United States of America. In our opinion, the supplementary information is fairly stated, in all material respects, in relation to the basic financial statements as a whole.

Other Information

Management is responsible for the other information included in the annual report. The other information comprises the introductory section but does not include the basic financial statements and our auditor's report thereon. Our opinions on the basic financial statements do not cover the other information, and we do not express an opinion or any form of assurance thereon.

In connection with our audit of the basic financial statements, our responsibility is to read the other information and consider whether a material inconsistency exists between the other information and the basic financial statements or the other information otherwise appears to be materially misstated. If, based on the work performed, we conclude that an uncorrected material misstatement of the other information exists, we are required to describe it in our report.

Abdo
Minneapolis, Minnesota
NEED DATE

DRAFT



THIS PAGE IS LEFT
BLANK INTENTIONALLY

DRAFT

Management's Discussion and Analysis

As management of City of Empire, Minnesota, we offer readers of the City's financial statements this narrative overview and analysis of the financial activities of the City for the fiscal year ended December 31, 2023.

Financial Highlights

- The assets and deferred outflows or resources of the City exceeded its liabilities and deferred inflows of resources at the close of the most recent fiscal year as shown in the summary of net position on the following pages. The unrestricted amount of net position may be used to meet the City's ongoing obligations to citizens and creditors.
- The City's total net position decreased as shown in the summary of changes in net assets table on the following pages. The decrease this year was due to an increase in public safety expenditures.
- For the current fiscal year, the City's governmental funds fund balances are shown in the Financial Analysis of the City's Funds section of the MD&A. The total fund balance increased in comparison with the prior year. This increase is mostly due to positive budget variances in the Road and Bridge fund. The total of assigned and unassigned as shown in the governmental fund balance table is available for spending at the City's discretion.
- The unassigned fund balance in the General fund as shown in the financial analysis of the City's funds section decreased from prior year.
- The City's total bonded debt decreased during the fiscal year. The decrease was a result of scheduled debt service payments as shown on the outstanding debt table.

Overview of the Financial Statements

This discussion and analysis is intended to serve as an introduction to the City's basic financial statements. The City's basic financial statements comprise three components: 1) government-wide financial statements, 2) fund financial statements, and 3) notes to the financial statements. This report also contains other supplemental information in addition to the basic financial statements themselves.

The financial statements also include notes that explain some of the information in the financial statements and provide more detailed data. The statements are followed by a section of combining and individual fund financial statements and schedules which further explain and support the information in the financial statements. Figure 1 shows how the required parts of this annual report are arranged and relate to one another. In addition to these required elements, we have included a section with combining and individual fund financial statements and schedules that provide details about non-major governmental funds, which are added together and presented in single columns in the basic financial statements.

Figure 1
Required Components of the
City's Annual Financial Report

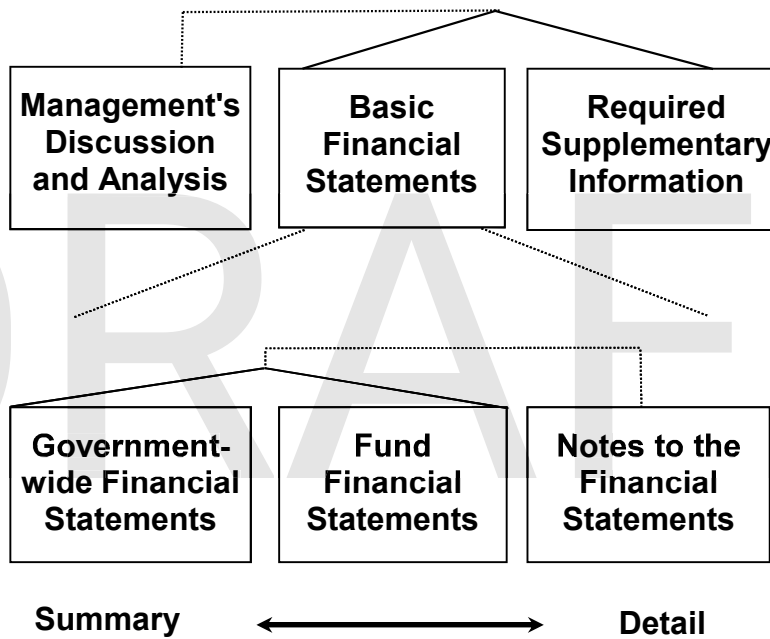


Figure 2 summarizes the major features of the City’s financial statements, including the portion of the City government they cover and the types of information they contain. The remainder of this overview section of management’s discussion and analysis explains the structure and contents of each of the statements.

Figure 2
Major Features of the Government-wide and Fund Financial Statements

	Fund Financial Statements		
	Government-wide Statements	Governmental Funds	Proprietary Funds
Scope	Entire City government (except fiduciary funds) and the City’s component units	The activities of the City that are not proprietary or fiduciary, such as police, fire and parks	Activities the City operates similar to private businesses, such as the sewer system
Required financial statements	<ul style="list-style-type: none"> • Statement of Net Position • Statement of Activities 	<ul style="list-style-type: none"> • Balance Sheet • Statement of Revenues, Expenditures, and Changes in Fund Balances 	<ul style="list-style-type: none"> • Statements of Net Position • Statements of Revenues, Expenses and Changes in Net Position • Statements of Cash Flows
Accounting basis and measurement focus	Accrual accounting and economic resources focus	Modified accrual accounting and current financial resources focus	Accrual accounting and economic resources focus
Type of asset/liability information	All assets and liabilities, both financial and capital, and short term and long term	Only assets expected to be used up and liabilities that come due during the year or soon thereafter; no capital assets included	All assets and liabilities, both financial and capital, and short-term and long-term
Type of deferred outflows/inflows of resources information	All deferred outflows/inflows of resources, regardless of when cash is received or paid	Only deferred outflows of resources expected to be used up and deferred inflows of resources that come due during the year or soon thereafter; no capital assets included	All deferred outflows/inflows of resources, regardless of when cash is received or paid.
Type of inflow/outflow information	All revenues and expenses during year, regardless of when cash is received or paid	Revenues for which cash is received during or soon after the end of the year; expenditures when goods or services have been received and payment is due during the year or soon thereafter	All revenues and expenses during the year, regardless of when cash is received or paid

Government-wide Financial Statements. The *government-wide financial statements* are designed to provide readers with a broad overview of the City’s finances, in a manner similar to a private-sector business.

The *statement of net position* presents information on all of the City’s assets and deferred outflows of resources and liabilities and deferred inflows of resources, with the difference reported as *net position*. Over time, increases or decreases in net position may serve as a useful indicator of whether the financial position of the City is improving or deteriorating.

The *statement of activities* presents information showing how the City’s net position changed during the most recent fiscal year. All changes in net position are reported as soon as the underlying event giving rise to the change occurs, *regardless of the timing of related cash flows*. Thus, revenues and expenses are reported in this statement for some items that will only result in cash flows in future fiscal periods (e.g., uncollected taxes).

The government-wide financial statements distinguish functions of the City that are principally supported by taxes and intergovernmental revenue (*governmental activities*). The governmental activities of the City include general government, public safety, public works, culture and recreation, and interest on long-term debt. The business-type activities of the City include its water and sewer system.

The government-wide financial statements can be found starting on page 29 of this report.

Fund Financial Statements. A *fund* is a grouping of related accounts that is used to maintain control over resources that have been segregated for specific activities or objectives. The City, like other state and local governments, uses fund accounting to ensure and demonstrate compliance with finance-related legal requirements. All of the funds of the City can be divided into three categories: governmental funds, proprietary funds, and fiduciary funds.

Governmental Funds. *Governmental funds* are used to account for essentially the same functions reported as *governmental activities* in the government-wide financial statements. However, unlike the government-wide financial statements, governmental fund financial statements focus on *near-term inflows and outflows of spendable resources*, as well as on *balances of spendable resources* available at the end of the fiscal year. Such information may be useful in evaluating a government's near-term financing requirements.

Because the focus of governmental funds is narrower than that of the government-wide financial statements, it is useful to compare the information presented for *governmental funds* with similar information presented for *governmental activities* in the government-wide financial statements. By doing so, readers may better understand the long-term impact by the government's near-term financing decisions. Both the governmental fund balance sheet and the governmental fund statement of revenues, expenditures and changes in fund balances provide a reconciliation to facilitate this comparison between *governmental funds* and *governmental activities*.

The City maintains five individual governmental funds. Information is presented separately in the governmental fund balance sheet and in the governmental fund statement of revenues, expenditures and changes in fund balances.

The City adopts an annual appropriated budget for its General and Road and Bridge fund. A budgetary comparison statement has been provided for each of the funds to demonstrate compliance with this budget.

The basic governmental fund financial statements can be found starting on page 34 of this report.

Proprietary Funds. The City maintains one type of proprietary fund. *Enterprise funds* are used to report the same functions presented as *business-type activities* in the government-wide financial statements. The City uses enterprise funds to account for its water and sewer services.

Proprietary funds provide the same type of information as the government-wide financial statements, only in more detail. The proprietary fund financial statements provide information on the water and sewer service.

The basic proprietary fund financial statements can be found starting on page 44 of this report.

Notes to the Financial Statements. The notes provide additional information that is essential to a full understanding of the data provided in the government-wide and fund financial statements. The notes to the financial statements can be found starting on page 47 of this report.

Required Supplementary Information. In addition to the basic financial statements and accompanying notes, this report also presents certain required supplementary information concerning the City's progress in funding its obligation to provide pension benefits to its employees. Required supplementary information can be found starting on page 64 of this report.

Other Information. Individual fund schedules can be found starting on page 69 of this report.

Government-wide Financial Analysis

As noted earlier, net position may serve over time as a useful indicator of a government's financial position. In the case of the City, assets and deferred outflows of resources exceeded liabilities and deferred inflows of resources at the close of the most recent fiscal year (As shown on the chart below).

By far, the largest portion of the City's net position reflects its investment in capital assets (e.g., land, buildings, machinery and equipment); less any related debt used to acquire those assets that are still outstanding. The City uses these capital assets to provide services to citizens; consequently, these assets are not available for future spending. The balance of *unrestricted net* position may be used to meet the City's ongoing obligations to citizens and creditors.

City of Empire's Net Position

	Governmental Activities			Business-type Activities			Total
	2023	2022	Increase (Decrease)	2023	2022	Increase (Decrease)	
Assets							
Current and other assets	\$ 5,879,779	\$ 5,673,040	\$ 206,739	\$ 3,832,431	\$ 3,685,257	\$ 147,174	\$ 9,712,210
Capital assets (net of depreciation)	12,680,949	13,508,478	(827,529)	3,591,893	3,713,492	(121,599)	16,272,842
Total Assets	18,560,728	19,181,518	(620,790)	7,424,324	7,398,749	25,575	25,985,052
Deferred Outflows of Resources							
Deferred pension resources	68,763	68,763	-	26,647	26,647	-	95,410
Liabilities							
Current and other liabilities	283,715	580,453	(296,738)	2,281	2,676	(395)	285,996
Noncurrent	2,127,480	2,403,287	(275,807)	86,948	86,948	-	2,214,428
Total Liabilities	2,411,195	2,983,740	(572,545)	89,229	89,624	(395)	2,500,424
Deferred Inflows of Resources							
Deferred pension resources	4,994	4,994	-	1,891	1,891	-	6,885
Net Position							
Net investment in capital assets	10,945,949	11,523,478	(577,529)	3,591,893	3,713,492	(121,599)	14,537,842
Restricted for							
Public safety aid	138,283	-	138,283	-	-	-	138,283
Debt service	944,449	910,978	33,471	-	-	-	944,449
Unrestricted	4,184,621	3,827,091	357,530	3,767,958	3,620,389	147,569	7,952,579
Total Net Position	\$ 16,213,302	\$ 16,261,547	\$ (48,245)	\$ 7,359,851	\$ 7,333,881	\$ 25,970	\$ 23,573,153
Net Position as a Percent of Total							
Net investment in capital assets	67.5 %	70.9 %		48.8 %	50.6 %		
Restricted	6.7	5.6		-	-		
Unrestricted	25.8	23.5		51.2	49.4		
	<u>100.0 %</u>	<u>100.0 %</u>		<u>100.0 %</u>	<u>100.0 %</u>		

At the end of the current fiscal year, the City is able to report a positive balance in net position for both governmental and business-type activities.

Governmental Activities. Governmental activities decreased the City's net position, while Business-type activities increased the City's net position. Additional details are outlined below.

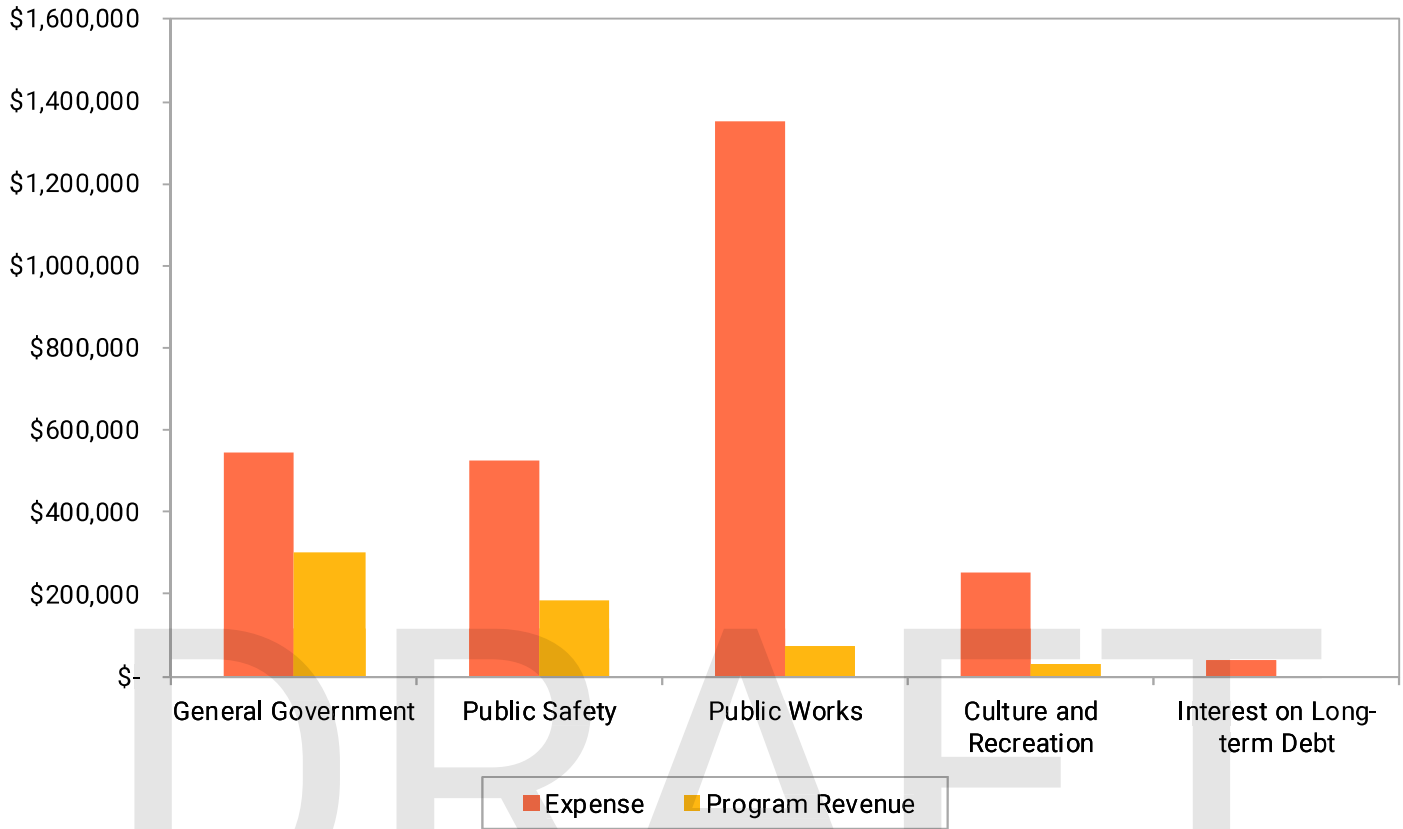
City of Empire's Changes in Net Position

	Governmental Activities			Business-type Activities			Total
	2023	2022	Increase (Decrease)	2023	2022	Increase (Decrease)	
Program Revenues							
Charges for services	\$ 400,338	\$ 288,686	\$ 111,652	\$ 527,248	\$ 495,284	\$ 31,964	\$ 927,586
Operating grants and contributions	191,424	131,175	60,249	-	378	(378)	191,424
General revenues							
Taxes							
Property taxes,							
levied for general purposes	1,101,376	1,041,116	60,260	-	-	-	1,101,376
levied for debt service	339,360	339,360	-	-	-	-	339,360
Franchise taxes	4,478	4,016	462	-	-	-	4,478
Gravel tax	363,045	137,187	225,858	-	-	-	363,045
State grants and contributions							
not restricted to specific programs	219,165	130,662	88,503	-	-	-	219,165
Unrestricted investment earnings	50,898	37,599	13,299	34,399	24,443	9,956	85,297
Gain on sale of capital assets	-	785	(785)	-	-	-	-
Miscellaneous	1,080	3,275	(2,195)	-	-	-	1,080
Total Revenues	2,671,164	2,113,861	557,303	561,647	520,105	41,542	3,232,811
Expenses							
General government	547,373	694,944	(147,571)	-	-	-	547,373
Public safety	523,143	336,268	186,875	-	-	-	523,143
Public works	1,353,979	1,439,086	(85,107)	-	-	-	1,353,979
Culture and recreation	253,875	275,543	(21,668)	-	-	-	253,875
Interest on long-term debt	41,039	46,890	(5,851)	-	-	-	41,039
Sewer	-	-	-	535,677	505,511	30,166	535,677
Total Expenses	2,719,409	2,792,731	(73,322)	535,677	505,511	30,166	3,255,086
Change In Net Position	(48,245)	(678,870)	630,625	25,970	14,594	11,376	(22,275)
Net Position, January 1	16,261,547	16,940,417	(678,870)	7,333,881	7,319,287	14,594	23,595,428
Net Position, December 31	<u>\$ 16,213,302</u>	<u>\$ 16,261,547</u>	<u>\$ (48,245)</u>	<u>\$ 7,359,851</u>	<u>\$ 7,333,881</u>	<u>\$ 25,970</u>	<u>\$ 23,573,153</u>

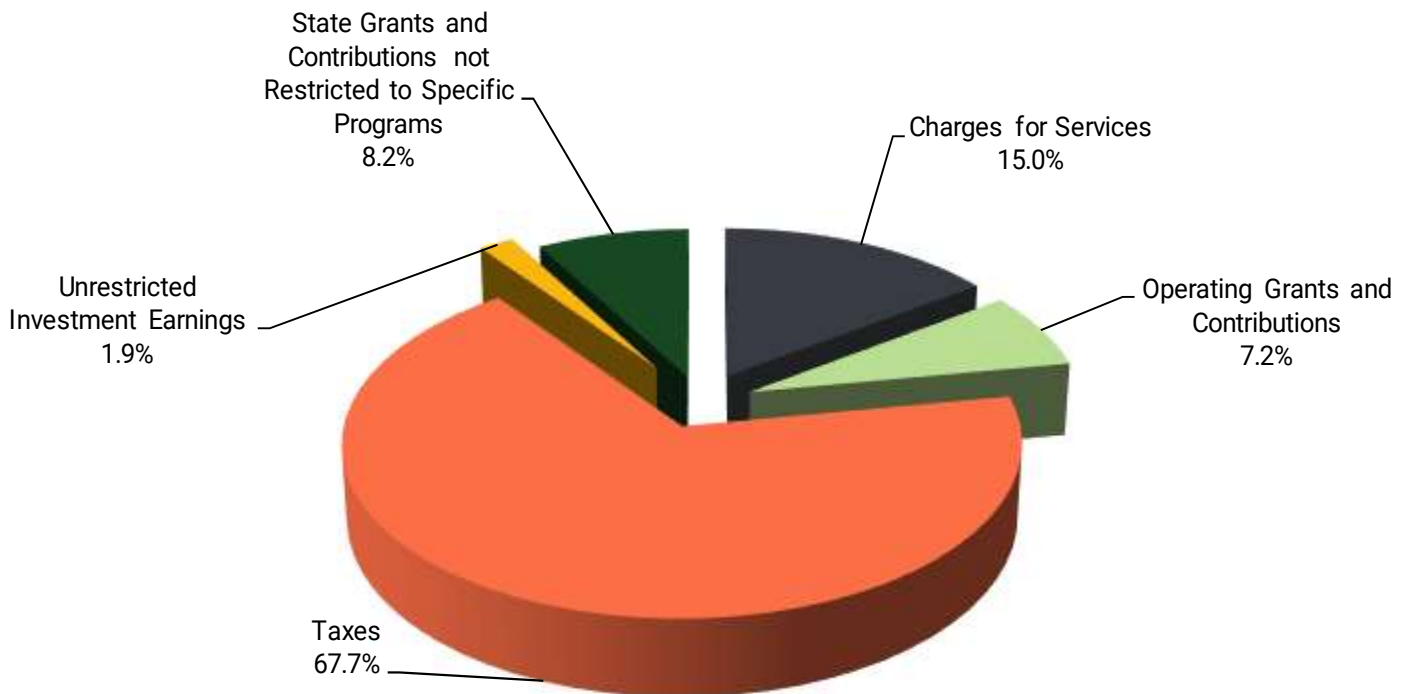
The City's total net position decreased during the year mainly due to depreciation expenses on capital assets as well as increased public safety expenditures.

The following graph depicts various governmental activities and shows the revenue and expenses directly related to those activities.

Expenses and Program Revenues - Governmental Activities



Revenues by Source - Governmental Activities



Financial Analysis of the Government's Funds

As noted earlier, the City uses fund accounting to ensure and demonstrate compliance with finance-related legal requirements.

Governmental Funds. The focus of the City's *governmental funds* is to provide information on near-term inflows, outflows and balances of *spendable* resources. Such information is useful in assessing the City's financing requirements. In particular, *unreserved fund balance* may serve as a useful measure of a government's net resources available for spending at the end of the fiscal year. The table below outlines the governmental fund balances for the year ending December 31, 2023.

	General Fund	Road and Bridge	Debt Service	Capital Improvements	Total	Prior Year Total
Fund Balances						
Nonspendable	\$ 3,225	\$ -	\$ -	\$ -	\$ 3,225	\$ 5,515
Restricted	138,283	-	970,782	-	1,109,065	941,478
Committed	-	-	-	983,855	983,855	811,883
Assigned	-	956,304	-	-	956,304	637,327
Unassigned	2,554,378	-	-	-	2,554,378	2,714,043
	<u>\$ 2,695,886</u>	<u>\$ 956,304</u>	<u>\$ 970,782</u>	<u>\$ 983,855</u>	<u>\$ 5,606,827</u>	<u>\$ 5,110,246</u>

As of the close of the current fiscal year, the City's governmental funds reported combined ending fund balances as shown above. Additional information on the City's fund balances can be found in Note 1 of this report.

The *General fund* is the chief operating fund of the City. At the end of the current year, the fund balance of the General fund is shown in the table above. As a measure of the General fund's liquidity, it may be useful to compare unassigned fund balance to total fund expenditures. The total unassigned fund balance as a percent of total fund expenditures is shown in the chart below along with total fund balance as a percent of total expenditures.

	Current Year Ending Balance	Prior Year Ending Balance	Increase/ (Decrease)
General Fund Fund Balances			
Nonspendable	\$ 3,225	\$ 5,515	\$ (2,290)
Restricted for	138,283	-	138,283
Unassigned	2,554,378	2,714,043	(159,665)
	<u>\$ 2,695,886</u>	<u>\$ 2,719,558</u>	<u>\$ (23,672)</u>
General Fund expenditures	\$ 1,200,231	\$ 1,111,357	
Unassigned as a percent of expenditures	212.8%	244.2%	
Total Fund Balance as a percent of expenditures	224.6%	244.7%	

The fund balance of the City's General fund decreased during the current fiscal year as shown in the table above. The decrease in fund balance was due to increased public safety expenditures.

Other major governmental fund analysis is shown below:

	December 31, 2023	December 31, 2022	Increase (Decrease)
ARPA Fund	\$ -	\$ -	\$ -
<i>The ARPA fund balance did not change during the current year ARPA revenue is recognized when expended. The remaining balance was spent in 2023.</i>			
Road and Bridge Fund	\$ 956,304	\$ 637,327	\$ 318,977
<i>The Road and Bridge fund increase in fund balance during the year was due to property and gravel tax in excess of expenditures</i>			
Debt Service Fund	\$ 970,782	\$ 941,478	\$ 29,304
<i>The Debt Service fund increased in fund balance during the year was due to revenue from property taxes in excess of principal and interest payments.</i>			
Capital Improvements Fund	\$ 983,855	\$ 811,883	\$ 171,972
<i>The Capital Improvements fund increase in fund balance during the year was due to revenues from property taxes in excess of capital expenditures.</i>			

Proprietary Funds. The City's proprietary fund provides the same type of information found in the government-wide financial statements, but in more detail. Net position of the City's proprietary funds increased as follows:

	Ending Net Position 2023	Ending Net Position 2022	Increase/ (Decrease)
Water/Sewer Fund	\$ 7,359,851	\$ 7,333,881	\$ 25,970
<i>The increase is primarily attributed to investment earnings</i>			

General Fund Budgetary Highlights

	Original Budgeted Amounts	Final Budgeted Amounts	Actual Amounts	Variance with Final Budget
Revenues	\$ 903,660	\$ 903,660	\$ 1,176,559	\$ 272,899
Expenditures	903,537	903,537	1,200,231	(296,694)
Net Change in Fund Balances	123	123	(23,672)	(23,795)
Fund Balances, January 1	2,719,558	2,719,558	2,719,558	-
Fund Balances, December 31	<u>\$ 2,719,681</u>	<u>\$ 2,719,681</u>	<u>\$ 2,695,886</u>	<u>\$ (23,795)</u>

The City's General fund budget was not amended during the year as shown above. Actual revenues were over the final budget and expenditures were also over the final budget amounts as shown above.

Capital Assets and Debt Administration

Capital Assets. The City's investment in capital assets for its governmental and business-type activities as of December 31, 2023, is shown below in the capital asset table (net of accumulated depreciation). This investment in capital assets includes land, structures, improvements, machinery and equipment, vehicles, roads, highways, and bridges. The total decrease in the City's investment in capital assets for the current fiscal year for governmental and business-type activities is shown in the table below.

Additional information on the City's capital assets can be found in Note 3B starting on page 55 of this report.

City of Empire's Capital Assets (Net of Depreciation)

	Governmental Activities			Business-type Activities			Total
	2023	2022	(Decrease)	2023	2022	(Decrease)	
Land	\$ 491,644	\$ 491,644	\$ -	\$ 71,310	\$ 71,310	\$ -	\$ 562,954
Buildings	1,374,179	1,442,310	(68,131)	-	-	-	1,374,179
Machinery and Equipment	534,568	350,290	184,278	30,331	35,774	(5,443)	564,899
Infrastructure	10,280,558	11,224,234	(943,676)	3,490,252	3,606,408	(116,156)	13,770,810
Total	<u>\$ 12,680,949</u>	<u>\$ 13,508,478</u>	<u>\$ (827,529)</u>	<u>\$ 3,591,893</u>	<u>\$ 3,713,492</u>	<u>\$ (121,599)</u>	<u>\$ 16,272,842</u>

Long-term Debt. At the end of the current fiscal year, the City had total bonded debt outstanding consisting of general obligation debt as noted in the table below. While all of the City’s bonds have revenue streams, they are all backed by the full faith and credit of the City.

City of Empire’s Outstanding Debt

	Governmental Activities	
2022	Increase (Decrease)	2023
Bonds Payable	<u>\$ (250,000)</u>	<u>\$ 1,735,000</u>
	<u>\$ 1,985,000</u>	

Economic Factors and Next Year’s Budgets and Rates

- For the General Fund, revenues that were previously separated into the Road and Bridge Fund are now incorporated into the General Fund. An increase in revenue from new construction permits, zoning fees, and building inspections. This is based on increases in 2023 for these activities and is offset by a subsequent increase in expenses related to the contracted services for building inspection and planning. The contribution of \$69,000 in one-time Public Safety Aid revenue from aid received from the State in December of 2023. This will be used to help offset the costs for the annual contract for an additional deputy. There will also be a slight increase in expense for the fire contract as well as increase in law enforcement expenditures. There will be increases in full-time central administration wages as well as health insurance. For 2024, it is anticipated that remaining ARPA funds will be used for the additional expenses related to the purchase of the new freightliner snowplow truck that was approved for purchase in 2023.
- Debt Service Revenue continues to be included as part of the tax levy and is set at 105% of the fiscal total for principal and interest payments on the 2019 GO Street Reconstruction Bond.
- The City’s engineer estimates that the entire street and parking lot improvement project, including engineering expenses, will cost \$1,600,000 or less. Based on input from the City’s financial advisor, the City Council has recommended that the City use the sale of investments (savings) to fund this project. The draft budget accounts for this proposal. Using sale of investments for this project will save the city over \$200,000 in the cost of bond issuance and interest over a ten-year period.
- The Enterprise Fund for water and sewer has been budgeted to operate as a self-sufficient fund. Revenues closely match expenses and therefore it is anticipated that only \$10,500 will be available for the purchase of investments. Revenues for water and sewer are anticipated to be increased for the year and are based on the recommended tier increases as outlined in the City’s Financial Management Plan. It is anticipated that the primary sewer expense will increase from \$180,832 to \$194,748, which is based on information for next year’s rates from the Metropolitan Council.

Requests for Information

This financial report is designed to provide a general overview of the City’s finances for all those with an interest in the City’s finances. Questions concerning any of the information provided in this report or requests for additional financial information should be addressed to City of Empire; Attn: Clerk-Administrator; 3385 197th Street, Farmington, MN 55024.

THIS PAGE IS LEFT
BLANK INTENTIONALLY

DRAFT

GOVERNMENT-WIDE FINANCIAL STATEMENTS

CITY OF EMPIRE
EMPIRE, MINNESOTA

DRAFT

FOR THE YEAR ENDED
DECEMBER 31, 2023

THIS PAGE IS LEFT
BLANK INTENTIONALLY

DRAFT

City of Empire, Minnesota
Statement of Net Position
December 31, 2023

	Governmental Activities	Business-type Activities	Total
Assets			
Cash and temporary investments	\$ 5,421,768	\$ 3,697,192	\$ 9,118,960
Receivables			
Taxes	15,570	-	15,570
Accounts	15,027	94,548	109,575
Special assessments	-	39,857	39,857
Due from other governments	424,189	493	424,682
Prepaid items	3,225	341	3,566
Capital assets			
Land	491,644	71,310	562,954
Depreciable assets (net of accumulated depreciation)	12,189,305	3,520,583	15,709,888
Total Assets	<u>18,560,728</u>	<u>7,424,324</u>	<u>25,985,052</u>
Deferred Outflows of Resources			
Deferred pension resources	<u>68,763</u>	<u>26,647</u>	<u>95,410</u>
Liabilities			
Accounts payable	35,863	2,281	38,144
Escrow payable	221,519	-	221,519
Accrued interest payable	26,333	-	26,333
Noncurrent liabilities			
Due within one year			
Long-term liabilities	267,121	-	267,121
Due in more than one year			
Long-term liabilities	1,630,506	-	1,630,506
Net pension liability	229,853	86,948	316,801
Total Liabilities	<u>2,411,195</u>	<u>89,229</u>	<u>2,500,424</u>
Deferred Inflows of Resources			
Deferred pension resources	<u>4,994</u>	<u>1,891</u>	<u>6,885</u>
Net Position			
Net investment in capital assets	10,945,949	3,591,893	14,537,842
Restricted for			
Public safety aid	138,283	-	138,283
Debt service	944,449	-	944,449
Unrestricted	4,184,621	3,767,958	7,952,579
Total Net Position	<u>\$ 16,213,302</u>	<u>\$ 7,359,851</u>	<u>\$ 23,573,153</u>

The notes to the financial statements are an integral part of this statement.

City of Empire, Minnesota
Statement of Activities
For the Year Ended December 31, 2023

Functions/Programs	Expenses	Program Revenues		
		Charges for Services	Operating Grants and Contributions	Capital Grants and Contributions
Governmental Activities				
General government	\$ 547,373	\$ 288,976	\$ 12,861	\$ -
Public safety	523,143	49,276	138,283	-
Public works	1,353,979	37,048	35,815	-
Culture and recreation	253,875	25,038	4,465	-
Interest on long-term debt	41,039	-	-	-
Total Governmental Activities	<u>2,719,409</u>	<u>400,338</u>	<u>191,424</u>	<u>-</u>
Business-Type Activities				
Water and sewer	<u>535,677</u>	<u>527,248</u>	<u>-</u>	<u>-</u>
Total	<u>\$ 3,255,086</u>	<u>\$ 927,586</u>	<u>\$ 191,424</u>	<u>\$ -</u>

General Revenues

Taxes

Property taxes, levied for general purposes

Property taxes, levied for debt service

Franchise taxes

Gravel tax

Grants and contributions not restricted to specific programs

Unrestricted investment earnings

Miscellaneous

Total General Revenues

Change in Net Position

Net Position, January 1

Net Position, December 31

The notes to the financial statements are an integral part of this statement.

Net (Expenses) Revenues and
Changes in Net Position

Governmental Activities	Business-type Activities	Total
\$ (245,536)	\$ -	\$ (245,536)
(335,584)	-	(335,584)
(1,281,116)	-	(1,281,116)
(224,372)	-	(224,372)
(41,039)	-	(41,039)
<u>(2,127,647)</u>	<u>-</u>	<u>(2,127,647)</u>
-	(8,429)	(8,429)
<u>\$ (2,127,647)</u>	<u>\$ (8,429)</u>	<u>\$ (2,136,076)</u>

1,101,376	-	1,101,376
339,360	-	339,360
4,478	-	4,478
363,045	-	363,045
219,165	-	219,165
50,898	34,399	85,297
1,080	-	1,080
<u>2,079,402</u>	<u>34,399</u>	<u>2,113,801</u>
(48,245)	25,970	(22,275)
<u>16,261,547</u>	<u>7,333,881</u>	<u>23,595,428</u>
<u>\$ 16,213,302</u>	<u>\$ 7,359,851</u>	<u>\$ 23,573,153</u>

The notes to the financial statements are an integral part of this statement.

THIS PAGE IS LEFT
BLANK INTENTIONALLY

DRAFT

FUND FINANCIAL STATEMENTS

CITY OF EMPIRE
EMPIRE, MINNESOTA

DRAFT

FOR THE YEAR ENDED
DECEMBER 31, 2023

City of Empire, Minnesota
Balance Sheet
Governmental Funds
December 31, 2023

	100	201	203	301
	General	Road and Bridge	ARPA	Debt Service
Assets				
Cash and temporary investments	\$ 2,855,442	\$ 611,689	\$ -	\$ 970,782
Receivables				
Taxes	15,570	-	-	-
Accounts	5,207	9,820	-	-
Due from other governments	60,916	363,273	-	-
Prepaid items	3,225	-	-	-
	<u>3,225</u>	<u>-</u>	<u>-</u>	<u>-</u>
Total Assets	<u>\$ 2,940,360</u>	<u>\$ 984,782</u>	<u>\$ -</u>	<u>\$ 970,782</u>
Liabilities				
Accounts payable	\$ 7,385	\$ 28,478	\$ -	\$ -
Escrow payable	221,519	-	-	-
	<u>221,519</u>	<u>-</u>	<u>-</u>	<u>-</u>
Total Liabilities	<u>228,904</u>	<u>28,478</u>	<u>-</u>	<u>-</u>
Deferred Inflows of Resources				
Unavailable revenue - taxes	15,570	-	-	-
	<u>15,570</u>	<u>-</u>	<u>-</u>	<u>-</u>
Fund Balances				
Nonspendable				
Prepaid items	3,225	-	-	-
Restricted for				
Debt service	-	-	-	970,782
Public safety aid	138,283	-	-	-
Committed for				
Road and bridge improvement	-	-	-	-
Assigned for				
Road projects	-	956,304	-	-
Unassigned	2,554,378	-	-	-
	<u>2,554,378</u>	<u>-</u>	<u>-</u>	<u>-</u>
Total Fund Balances	<u>2,695,886</u>	<u>956,304</u>	<u>-</u>	<u>970,782</u>
	<u>2,695,886</u>	<u>956,304</u>	<u>-</u>	<u>970,782</u>
Total Liabilities, Deferred Inflows of Resources and Fund Balances	<u>\$ 2,940,360</u>	<u>\$ 984,782</u>	<u>\$ -</u>	<u>\$ 970,782</u>

The notes to the financial statements are an integral part of this statement.

450

<u>Capital Improvements</u>	<u>Total Governmental Funds</u>
\$ 983,855	\$ 5,421,768
-	15,570
-	15,027
-	424,189
-	3,225
<u>\$ 983,855</u>	<u>\$ 5,879,779</u>
\$ -	\$ 35,863
-	221,519
<u>-</u>	<u>257,382</u>
-	15,570
<u>-</u>	<u>3,225</u>
-	970,782
-	138,283
983,855	983,855
-	956,304
-	2,554,378
<u>983,855</u>	<u>5,606,827</u>
<u>\$ 983,855</u>	<u>\$ 5,879,779</u>

DRAFT

THIS PAGE IS LEFT
BLANK INTENTIONALLY

DRAFT

City of Empire, Minnesota
 Reconciliation of the Balance Sheet
 to the Statement of Net Position
 Governmental Funds
 December 31, 2023

Amounts reported for governmental activities in the statement of net position are different because

Total Fund Balances - Governmental	\$ 5,606,827
Capital assets used in governmental activities are not financial resources and therefore are not reported as assets in governmental funds.	
Cost of capital assets	26,529,995
Less: accumulated depreciation	(13,849,046)
Noncurrent liabilities, including bonds payable, are not due and payable in the current period and therefore are not reported as liabilities in the funds.	
Noncurrent liabilities at year-end consist of	
Compensated absences payable	(7,121)
Bonds payable	(1,735,000)
Plus premium on bonds	(155,506)
Net pension liability	(229,853)
Some receivables are not available soon enough to pay for the current period's expenditures, and therefore are reported as unavailable revenue in the funds.	
Delinquent taxes receivable	15,570
Governmental funds do not report long-term amounts related to pensions.	
Deferred outflows of pension resources	68,763
Deferred inflows of pension resources	(4,994)
Governmental funds do not report a liability for accrued interest until due and payable.	(26,333)
Total Net Position - Governmental Activities	\$ 16,213,302

The notes to the financial statements are an integral part of this statement.

City of Empire, Minnesota
Statement of Revenues, Expenditures and
Changes in Fund Balances
Governmental Funds
For the Year Ended December 31, 2023

	100	201	203	301
	General	Road and Bridge	ARPA	Debt Service
Revenues				
Taxees				
Property taxes	\$ 617,647	\$ 253,000	\$ -	\$ 339,360
Gravel	-	363,045	-	-
Franchise taxes	4,478	-	-	-
Licenses and permits	227,861	-	-	-
Intergovernmental	163,567	35,815	211,745	-
Charges for services	75,435	37,048	-	-
Fines and forfeitures	5,711	-	-	-
Investment earnings	27,035	6,284	-	9,074
Miscellaneous	54,825	-	-	-
Total Revenues	1,176,559	695,192	211,745	348,434
Expenditures				
Current				
General government	534,515	-	8,910	-
Public safety	523,143	-	-	-
Public works	2,442	376,215	-	-
Culture and recreation	129,196	-	-	-
Capital outlay				
General government	3,191	-	-	-
Public works	-	-	202,835	-
Culture and recreation	7,744	-	-	-
Debt service				
Principal	-	-	-	250,000
Interest and other charges	-	-	-	69,130
Total Expenditures	1,200,231	376,215	211,745	319,130
Net Change in Fund Balances	(23,672)	318,977	-	29,304
Fund Balances, January 1	2,719,558	637,327	-	941,478
Fund Balances, December 31	\$ 2,695,886	\$ 956,304	\$ -	\$ 970,782

The notes to the financial statements are an integral part of this statement.

450	
<u>Capital Improvements</u>	<u>Total Governmental Funds</u>
\$ 228,000	\$ 1,438,007
-	363,045
-	4,478
-	227,861
-	411,127
-	112,483
-	5,711
8,505	50,898
-	54,825
<u>236,505</u>	<u>2,668,435</u>
-	543,425
-	523,143
-	378,657
-	129,196
-	3,191
39,401	242,236
25,132	32,876
-	250,000
-	69,130
<u>64,533</u>	<u>2,171,854</u>
171,972	496,581
<u>811,883</u>	<u>5,110,246</u>
<u>\$ 983,855</u>	<u>\$ 5,606,827</u>

DRAFT

THIS PAGE IS LEFT
BLANK INTENTIONALLY

DRAFT

City of Empire, Minnesota
 Reconciliation of the Statement of Revenues, Expenditures and
 Changes in Fund Balances
 to the Statement of Activities
 Governmental Funds
 For the Year Ended December 31, 2023

Amounts reported for governmental activities in the statement of activities are different because

Total Net Change in Fund Balances - Governmental Funds	\$ 496,581
<p>Capital outlays are reported in governmental funds as expenditures. However, in the statement of activities, the cost of those assets is allocated over the estimated useful lives as depreciation expense.</p>	
Capital outlays	267,368
Depreciation expense	(1,086,163)
Gain on trade in of capital assets	(8,734)
<p>The issuance of long-term debt provides current financial resources to governmental funds, while the repayment of principal of long-term debt consumes the current financial resources of governmental funds. Neither transaction, however, has any effect on net position.</p>	
Principal repayments	250,000
Amortization of bond premium	23,924
<p>Interest on long-term debt in the statement of activities differs from the amount reported in the governmental funds because interest is recognized as an expenditure in the funds when it is due, and thus requires the use of current financial resources. In the statement of activities, however, interest expense is recognized as the interest accrues, regardless of when it is due.</p>	
	4,167
<p>Long-term pension activity is not reported in governmental funds.</p>	
Pension expense	-
Pension revenue	-
<p>Certain revenues are recognized as soon as they are earned. Under the modified accrual basis of accounting, certain revenues cannot be recognized until they are available to liquidate liabilities of the current period.</p>	
Compensated absences	1,883
Property taxes	2,729
	4,612
Change in Net Position - Governmental Activities	\$ (48,245)

The notes to the financial statements are an integral part of this statement.

City of Empire, Minnesota
Statement of Revenues, Expenditures and Changes in Fund Balances -
Budget and Actual
General Fund and Road and Bridge Fund
For the Year Ended December 31, 2023

	General			
	Budgeted Amounts		Actual Amounts	Variance with Final Budget
	Original	Final		
Revenues				
Taxes				
Property taxes	\$ 680,010	\$ 680,010	\$ 617,647	\$ (62,363)
Gravel tax	-	-	-	-
Franchise taxes	7,000	7,000	4,478	(2,522)
Licenses and permits	128,050	128,050	227,861	99,811
Intergovernmental	8,000	8,000	163,567	155,567
Charges for services	8,000	8,000	75,435	67,435
Fines and forfeitures	100	100	5,711	5,611
Investment earnings	50,000	50,000	27,035	(22,965)
Miscellaneous	22,500	22,500	54,825	32,325
Total Revenues	<u>903,660</u>	<u>903,660</u>	<u>1,176,559</u>	<u>272,899</u>
Expenditures				
Current				
General government	341,650	341,650	534,515	(192,865)
Public safety	418,537	418,537	523,143	(104,606)
Public works	1,700	1,700	2,442	(742)
Culture and recreation	125,150	125,150	129,196	(4,046)
Capital outlay	16,500	16,500	10,935	5,565
Total Expenditures	<u>903,537</u>	<u>903,537</u>	<u>1,200,231</u>	<u>(296,694)</u>
Net Change in Fund Balances	123	123	(23,672)	(23,795)
Fund Balances, January 1	<u>2,719,558</u>	<u>2,719,558</u>	<u>2,719,558</u>	<u>-</u>
Fund Balances, December 31	<u>\$ 2,719,681</u>	<u>\$ 2,719,681</u>	<u>\$ 2,695,886</u>	<u>\$ (23,795)</u>

The notes to the financial statements are an integral part of this statement.

Road and Bridge

Budgeted Amounts		Actual Amounts	Variance with Final Budget
Original	Final		
\$ 253,000	\$ 253,000	\$ 253,000	\$ -
130,000	130,000	363,045	233,045
-	-	-	-
-	-	-	-
-	-	35,815	35,815
37,000	37,000	37,048	48
-	-	-	-
2,000	2,000	6,284	4,284
-	-	-	-
<u>422,000</u>	<u>422,000</u>	<u>695,192</u>	<u>273,192</u>
-	-	-	-
-	-	-	-
386,750	386,750	376,215	10,535
-	-	-	-
35,000	35,000	-	35,000
<u>421,750</u>	<u>421,750</u>	<u>376,215</u>	<u>45,535</u>
250	250	318,977	318,727
637,327	637,327	637,327	-
<u>\$ 637,577</u>	<u>\$ 637,577</u>	<u>\$ 956,304</u>	<u>\$ 318,727</u>

The notes to the financial statements are an integral part of this statement.

City of Empire, Minnesota
 Statements of Net Position
 Proprietary Fund
 December 31, 2023

	Business-type Activities - Enterprise Fund <u>Water/Sewer Fund</u>
Assets	
Current Assets	
Cash and temporary investments	\$ 3,697,192
Receivables	
Accounts	94,548
Special assessments	39,857
Due from other governments	493
Prepaid items	341
Total Current Assets	<u>3,832,431</u>
Noncurrent Assets	
Capital assets	
Land	71,310
Buildings	167,170
Machinery and equipment	67,536
Infrastructure	5,707,233
Less accumulated depreciation	<u>(2,421,356)</u>
Net Capital Assets	<u>3,591,893</u>
Total Assets	<u>7,424,324</u>
Deferred Outflows of Resources	
Deferred pension resources	<u>26,647</u>
Liabilities	
Current Liabilities	
Accounts payable	2,281
Noncurrent Liabilities	
Due in more than one year	
Net pension liability	<u>86,948</u>
Total Liabilities	<u>89,229</u>
Deferred Inflows of Resources	
Deferred pension resources	<u>1,891</u>
Net Position	
Investment in capital assets	3,591,893
Unrestricted	<u>3,767,958</u>
Total Net Position	<u>\$ 7,359,851</u>

The notes to the financial statements are an integral part of this statement.

City of Empire, Minnesota
 Statements of Revenues, Expenses and Changes in Net Position
 Proprietary Fund
 For the Year Ended December 31, 2023

	Business-type Activities - <u>Enterprise Funds</u> <u>Water/Sewer Fund</u>
Operating Revenues	
Charges for services	<u>\$ 527,306</u>
Operating Expenses	
Personal services	90,066
Supplies	46,544
Professional services	239,520
Repairs	38,006
Depreciation	121,599
Total Operating Expenses	<u>535,735</u>
Operating Gain (Loss)	<u>(8,429)</u>
Nonoperating Revenues	
Investment earnings	<u>34,399</u>
Change In Net Position	25,970
Net Position, January 1	<u>7,333,881</u>
Net Position, December 31	<u><u>\$ 7,359,851</u></u>

DRAFT

The notes to the financial statements are an integral part of this statement.

City of Empire, Minnesota
 Statements of Cash Flows
 Proprietary Fund
 For the Year Ended December 31, 2023

	Business-type Activities - <u>Enterprise Funds</u> <u>Water/Sewer Fund</u>
Cash Flows from Operating Activities	
Receipts from customers	\$ 524,036
Payments to suppliers	(323,354)
Payments to employees	(90,066)
Net Cash Provided by Operating Activities	<u>110,616</u>
Cash Flows from Investing Activities	
Interest received on investments	<u>34,399</u>
Net Increase (Decrease) in Cash and Cash Equivalents	145,015
Cash and Cash Equivalents, January 1	<u>3,552,177</u>
Cash and Cash Equivalents, December 31	<u><u>\$ 3,697,192</u></u>
Reconciliation of Operating Loss to Net Cash Provided by Operating Activities	
Operating Gain (Loss)	\$ (8,429)
Adjustments to reconcile operating loss to net cash provided by operating activities	
Depreciation	121,599
Increase (decrease) in assets	
Accounts receivable	(1,328)
Due from other governments	817
Special assessments receivable	(2,759)
Prepaid items	1,111
Increase (decrease) in liabilities	
Accounts payable	<u>(395)</u>
Net Cash Provided (Used) by Operating Activities	<u><u>\$ 110,616</u></u>

The notes to the financial statements are an integral part of this statement.

Note 1: Summary of Significant Accounting Policies

A. Reporting Entity

The City of Empire, Minnesota (the City), operates under "Optional Plan A" as defined in the State of Minnesota (the State) statutes. The City is governed by an elected Mayor and four-member City Council. The City Council exercises legislative authority and determines all matters of policy. The City Council appoints personnel responsible for the proper administration of all affairs relating to the City. The City has considered all potential units for which it is financially accountable, and other organizations for which the nature and significance of their relationship with the City are such that exclusion would cause the City's financial statements to be misleading or incomplete. The Governmental Accounting Standards Board (GASB) has set forth criteria to be considered in determining financial accountability. These criteria include appointing a voting majority of an organization's governing body, and (1) the ability of the primary government to impose its will on that organization or (2) the potential for the organization to provide specific benefits to, or impose specific financial burdens on the primary government. The City has no component units.

B. Government-wide and Fund Financial Statements

The government-wide financial statements (i.e., the statement of net position and the statement of activities) report information on all of the nonfiduciary activities of the City. *Governmental activities*, which are normally supported by taxes and intergovernmental revenues, are reported separately from *business-type activities*, which rely to a significant extent on fees and charges for support.

The statement of activities demonstrates the degree to which the direct expenses of a given function or segment is offset by program revenues. *Direct expenses* are those that are clearly identifiable with a specific function or segment. Amounts reported as *program revenues* include 1) charges to customers or applicants who purchase, use, or directly benefit from goods, services or privileges provided by a given function or segment and 2) grants and contributions that are restricted to meeting the operational or capital requirements of a particular function or segment. Taxes and other items not properly included among program revenues are reported instead as *general revenues*.

Separate financial statements are provided for governmental funds and proprietary funds. Major individual governmental funds are reported as separate columns in the fund financial statements.

C. Measurement Focus, Basis of Accounting and Financial Statement Presentation

The government-wide financial statements are reported using the *economic resources measurement focus* and the *accrual basis of accounting*. Revenues are recorded when earned and expenses are recorded when a liability is incurred, regardless of the timing of related cash flows. Property taxes are recognized as revenues in the year for which they are levied. Grants and similar items are recognized as revenue as soon as all eligibility requirements imposed by the provider have been met.

Governmental fund financial statements are reported using the *current financial resources measurement focus* and the *modified accrual basis of accounting*. Revenues are recognized as soon as they are both measurable and available. Revenues are considered to be *available* when they are collectible within the current period or soon enough thereafter to pay liabilities of the current period. For this purpose, the City considers revenues to be available if they are collected within 60 days of the end of the current fiscal period. Expenditures generally are recorded when a liability is incurred, as under accrual accounting. However, debt service expenditures, as well as expenditures related to compensated absences and claims and judgments, are recorded only when payment is due.

Property taxes, licenses and interest associated with the current fiscal period are all considered to be susceptible to accrual and so have been recognized as revenues of the current fiscal period. Only the portion of special assessments receivable due within the current fiscal period is considered to be susceptible to accrual as revenue of the current period. All other revenue items are considered to be measurable and available only when cash is received by the City.

Note 1: Summary of Significant Accounting Policies (Continued)

Revenue resulting from exchange transactions, in which each party gives and receives essentially equal value, is recorded on the accrual basis when the exchange takes place. On a modified accrual basis, revenue is recorded in the year in which the resources are measurable and become available.

Non-exchange transactions, in which the City receives value without directly giving equal value in return, include property taxes, grants, entitlement and donations. On an accrual basis, revenue from property taxes is recognized in the year for which the tax is levied. Revenue from grants, entitlements and donations is recognized in the year in which all eligibility requirements have been satisfied. Eligibility requirements include timing requirements, which specify the year when the resources are required to be used or the year when use is first permitted, matching requirements, in which the City must provide local resources to be used for a specified purpose, and expenditure requirements, in which the resources are provided to the City on a reimbursement basis. On a modified accrual basis, revenue from non-exchange transactions must also be available before it can be recognized.

Unearned revenue arises when assets are recognized before revenue recognition criteria have been satisfied. Grants and entitlements received before eligibility requirements are met are also recorded as unearned revenue.

The preparation of financial statements in conformity with accounting principles generally accepted in the United States of America requires management to make estimates and assumptions that affect certain reported amounts and disclosures. Accordingly, actual results could differ from those estimates.

The City reports the following major governmental funds:

The *General fund* is the City's primary operating fund. It accounts for all financial resources of the City, except those required to be accounted for in another fund.

The *Road and Bridge fund* is used to account for the levy approved and disbursements of such funds for the purpose of roads and bridges.

The *ARPA fund* is used to account for the stimulus amounts received by the federal government related to the American Rescue Plan Act in 2021.

The *Debt Service fund* accounts for the debt service activity associated with the long-term general obligation debt of governmental funds.

The *Capital Improvements fund* is used to account for financial resources and disbursements to capital improvements.

The City reports the following major proprietary fund:

The *Water and Sewer Fund* is used to account for charges for water and sewer services.

As a general rule, the effect of interfund activity has been eliminated from government-wide financial statements. Exceptions to this general rule are charges between the City's water and sewer function and various other functions of the City. Elimination of these charges would distort the direct costs and program revenues reported for the various functions concerned.

Note 1: Summary of Significant Accounting Policies (Continued)

Proprietary funds distinguish *operating* revenues and expenses from *nonoperating* items. Operating revenues and expenses generally result from providing services and producing and delivering goods in connection with a proprietary fund's principal ongoing operations. The principal operating revenues of the City's enterprise funds are charges to customers for sewer services. Operating expenses for enterprise funds include the cost of services, administrative expenses and depreciation on capital assets. All revenues and expenses not meeting this definition are reported as nonoperating revenues and expenses.

D. Assets, Deferred Outflows of Resources, Liabilities, Deferred Inflows of Resources and Net Position/Fund Balances

Deposits and Investments

The City's cash and cash equivalents are considered to be cash on hand, demand deposits and short-term investments with original maturities of three months or less from the date of acquisition. The proprietary funds' portion in the government-wide cash and temporary investments pool is considered to be cash and cash equivalents for purposes of the statements of cash flows.

Cash balances from all funds are pooled and invested, to the extent available, in certificates of deposit and other authorized investments. Earnings from such investments are allocated based on the City's policy.

The City may invest idle funds as authorized by Minnesota statutes, as follows:

1. Direct obligations or obligations guaranteed by the United States or its agencies.
2. Shares of investment companies registered under the Federal Investment Company Act of 1940 and received the highest credit rating, rated in one of the two highest rating categories by a statistical rating agency, and have a final maturity of thirteen months or less.
3. General obligations of a state or local government with taxing powers rated "A" or better; revenue obligations rated "AA" or better.
4. General obligations of the Minnesota Housing Finance Agency rated "A" or better.
5. Obligation of a school district with an original maturity not exceeding 13 months and (i) rated in the highest category by a national bond rating service or (ii) enrolled in the credit enhancement program pursuant to statute section 126C.55.
6. Bankers' acceptances of United States banks eligible for purchase by the Federal Reserve System.
7. Commercial paper issued by United States banks corporations or their Canadian subsidiaries, of highest quality category by at least two nationally recognized rating agencies, and maturing in 270 days or less.
8. Repurchase or reverse repurchase agreements and securities lending agreements with financial institutions qualified as a "depository" by the government entity, with banks that are members of the Federal Reserve System with capitalization exceeding \$10,000,000, a primary reporting dealer in U.S. government securities to the Federal Reserve Bank of New York, or certain Minnesota securities broker-dealers.
9. Guaranteed Investment Contracts (GIC's) issued or guaranteed by a United States commercial bank, a domestic branch of a foreign bank, a United States insurance company, or its Canadian subsidiary, whose similar debt obligations were rated in one of the top two rating categories by a nationally recognized rating agency.

Note 1: Summary of Significant Accounting Policies (Continued)

Property Taxes

The Council annually adopts a tax levy at their Annual City Meeting. The levy is then certified to the County for collection in the following year. The County is responsible for collecting all property taxes for the City. These taxes attach an enforceable lien on taxable property within the City on January 1 and are payable by the property owners in two installments. The taxes are collected by the County Auditor and tax settlements are made to the City during January, June, and December each year.

Delinquent taxes receivable include the past six years' uncollected taxes. Delinquent taxes have been offset by deferred inflows of resources for delinquent taxes not received within 60 days after year end in the fund financial statements.

Accounts Receivable

Accounts receivable include amounts billed for services provided before year end. The City annually certifies delinquent charges to the County for collection in the following year. Therefore, there has been no allowance for doubtful accounts established.

Prepaid Items

Certain payments to vendors reflect costs applicable to future accounting periods and are recorded as prepaid items in both government-wide and fund financial statements.

Capital Assets

Capital assets, which include property, plant, equipment, and infrastructure assets (e.g., roads, bridges, sidewalks, and similar items), are reported in the applicable governmental or business-type activities columns in the government-wide financial statements. Capital assets are defined by the City as assets with an initial, individual cost of more than \$5,000 (amount not rounded) and an estimated useful life in excess of two years.

Such purchased assets are recorded at historical cost or estimated historical cost if historical cost is not available. Assets acquired prior to 1986 are recorded at estimated historical cost. Donated capital assets are recorded at acquisition value at the date of donation. The City reports infrastructure assets on a network and subsystem basis. Accordingly, the amounts spent for the construction or acquisition of infrastructure assets are capitalized and reported in the government-wide financial statements.

The cost of normal maintenance and repairs that do not add to the value of the asset or materially extend assets lives are not capitalized.

Property, plant and equipment will be depreciated using the straight-line method over the following estimated useful lives:

Assets	Useful Lives in Years
Buildings and Structures	20 to 50
Improvements other than Buildings	15 to 30
Machinery and Equipment	5 to 10
Infrastructure	20 to 30

Note 1: Summary of Significant Accounting Policies (Continued)

Deferred Outflows of Resources

In addition to assets, the statement of net position will sometimes report a separate section for deferred outflows of resources. This separate financial statement element, deferred outflows of resources, represents a consumption of net position that applies to a future period(s) and so will not be recognized as an outflow of resources (expense/expenditure) until then. The City has only one item that qualifies for reporting in this category. Accordingly, the item, deferred pension resources, is reported only in the statements of net position. This item results from actuarial calculations and current year pension contributions made subsequent to the measurement date.

Long-term Obligations

In the government-wide financial statements, and proprietary fund types in the fund financial statements, long-term debt and other long-term obligations are reported as liabilities in the applicable governmental activities, business-type activities, or proprietary fund type statement of net position. The recognition of bond premiums and discounts are amortized over the life of the bonds using the straight-line method. Bonds payable are reported net of the applicable bond premium or discount. Bond issuance costs are reported as an expense in the period incurred.

In the fund financial statements, governmental fund types recognized bond premiums and discounts, as well as bond issuance costs, during the current period. The face amount of debt issued is reported as other financing sources. Premiums received on debt issuances are reported as other financing sources while discounts on debt issuances are reported as other financing uses. Issuance costs, whether or not withheld from the actual debt proceeds received, are reported as debt service expenditures.

Pensions

For purposes of measuring the net pension liability, deferred outflows/inflows of resources, and pension expense, information about the fiduciary net position of the Public Employees Retirement Association (PERA) and additions to/deductions from PERA's fiduciary net position have been determined on the same basis as they are reported by PERA except that PERA's fiscal year end is June 30. For this purpose, plan contributions are recognized as of employer payroll paid dates and benefit payments and refunds are recognized when due and payable in accordance with the benefit terms. Investments are reported at fair value. The General fund is typically used to liquidate the governmental net pension liability.

The total pension expense for the GERP and DCP is as follows:

	Public Employees Retirement Association of Minnesota (PERA)		Total All Plans
	GERP	DCP	
Township's proportionate share	\$ 47,570	\$ 599	\$ 48,169
Proportionate share of State's contribution	1,382	-	1,382
Total pension expense	<u>\$ 48,952</u>	<u>\$ 599</u>	<u>\$ 49,551</u>

Note 1: Summary of Significant Accounting Policies (Continued)

Deferred Inflows of Resources

In addition to liabilities, the statement of net position and fund financial statements will sometimes report a separate section for deferred inflows of resources. This separate financial statement element, deferred inflows of resources, represents an acquisition of net position that applies to a future period(s) and so will not be recognized as an inflow of resources (revenue) until that time. The City has one type of item, which arises only under a modified accrual basis of accounting that qualifies as needing to be reported in this category. Accordingly, the item, unavailable revenue, is reported only in the governmental funds balance sheet. The governmental funds report unavailable revenues from one sources: property taxes. This amounts is deferred and recognized as an inflow of resources in the period that the amounts become available.

The City has an additional item which qualifies for reporting in this category. The item, deferred pension resources, is reported only in the statements of net position and results from actuarial calculations.

Fund Balance

In the fund financial statements, fund balance is divided into five classifications based primarily on the extent to which the City is bound to observe constraints imposed upon the use of resources reported in the governmental funds. These classifications are defined as follows:

Nonspendable - Amounts that cannot be spent because they are not in spendable form, such as prepaid items.

Restricted - Amounts related to externally imposed constraints established by creditors, grantors or contributors; or constraints imposed by state statutory provisions.

Committed - Amounts constrained for specific purposes that are internally imposed by formal action (resolution) of the City Council, which is the City's highest level of decision-making authority. Committed amounts cannot be used for any other purpose unless the Council modifies or rescinds the commitment by resolution.

Assigned - Amounts constrained for specific purposes that are internally imposed. In governmental funds other than the General fund, assigned fund balance represents all remaining amounts that are not classified as nonspendable and are neither restricted nor committed. In the General fund, assigned amounts represent intended uses established by the Council itself or by an official to which the governing body delegates the authority. The Council has adopted a fund balance policy which delegates the authority to assign amounts for specific purposes to the Treasurer.

Unassigned - The residual classification for the General fund and also negative residual amounts in other funds.

The City considers restricted amounts to be spent first when both restricted and unrestricted fund balance is available. Additionally, the City would first use committed, then assigned, and lastly unassigned amounts of unrestricted fund balance when expenditures are made.

The City has formally adopted a fund balance policy for the General fund. The City's policy is to maintain a minimum unassigned fund balance of 50 percent of budgeted operating expenditures for cash-flow timing needs.

Note 1: Summary of Significant Accounting Policies (Continued)

Net Position

Net position represents the difference between assets and deferred outflows of resources, and liabilities and deferred inflows of resources. Net position is displayed in three components:

- a. Net investment in capital assets - Consists of capital assets, net of accumulated depreciation reduced by any outstanding debt attributable to acquire capital assets.
- b. Restricted net position - Consist of net position restricted when there are limitations imposed on their use through external restrictions imposed by creditors, grantors, laws or regulations of other governments.
- c. Unrestricted net position - All other net position that do not meet the definition of "restricted" or "net investment in capital assets".

When both restricted and unrestricted resources are available for use, it is the City's policy to use restricted resources first, then unrestricted resources as they are needed.

Note 2: Stewardship, Compliance and Accountability

A. Budgetary Information

Annual budgets are adopted on a basis consistent with accounting principles generally accepted in the United States of America for the General and selected special revenue funds. All annual appropriations lapse at fiscal year-end. The City does not use encumbrance accounting.

In July/August of each year, the proposed budget is prepared by the Council and management. The Council holds public hearing in September at the continuation of the annual meeting. A final budget is prepared and adopted prior to the beginning of the year.

The appropriated budget is prepared by fund, function and department for the General and Road and Bridge funds. There was no budget adopted for the ARPA fund as the City is not legally required to adopt one. Transfers of appropriations between funds require the approval of the Council. The legal level of budgetary control is the fund level. Budgeted amounts are as originally adopted, or as amended by the Council. There were no budget amendments made during 2023.

B. Excess of Expenditures over Appropriations

Fund	Budget	Actual	Excess of Expenditures Over Appropriations
General Fund	\$ 903,537	\$ 1,200,231	\$ 296,694

The excess expenditures over appropriation was funded by available fund balance and revenues in excess of budget.

City of Empire, Minnesota
Notes to the Financial Statements
December 31, 2023

Note 3: Detailed Notes on All Funds

A. Deposits and Investments

Deposits

Custodial credit risk for deposits and investments is the risk that in the event of a bank failure, the City's deposits and investments may not be returned or the City will not be able to recover collateral securities in the possession of an outside party. In accordance with Minnesota statutes and as authorized by the Board, the City maintains deposits at those depository banks, all of which are members of the Federal Reserve System.

Minnesota statutes require that all City deposits be protected by insurance, surety bond or collateral. The fair value of collateral pledged must equal 110 percent of the deposits not covered by insurance or bonds, which the exception of irrevocable standby letters of credit issued by Federal Home Loan Banks as this type of collateral only requires collateral pledged equal to 100 percent of the deposits not covered by insurance or bonds.

Authorized collateral in lieu of a corporate surety bond includes:

- United States government Treasury bills, Treasury notes, Treasury bonds;
- Issues of United States government agencies and instrumentalities as quoted by a recognized industry quotation service available to the government entity;
- General obligation securities of any state or local government with taxing powers which is rated "A" or better by a national bond rating service, or revenue obligation securities of any state or local government with taxing powers which is rated "AA" or better by a national bond rating service;
- General obligation securities of a local government with taxing powers may be pledged as collateral against funds deposited by that same local government entity;
- Irrevocable standby letters of credit issued by Federal Home Loan Banks to a municipality accompanied by written evidence that the bank's public debt is rated "AA" or better by Moody's Investors Service, Inc., or Standard & Poor's Corporation; and
- Time deposits that are fully insured by any federal agency.

Minnesota statutes require that all collateral shall be placed in safekeeping in a restricted account at a Federal Reserve Bank, or in an account at a trust department of a commercial bank or other financial institution that is not owned or controlled by the financial institution furnishing the collateral. The selection should be approved by the City.

At year end, the City's carrying amount of deposits, bank balance, FDIC coverage and pledged collateral are shown in the chart below.

Carrying amount of deposits	\$ 9,118,960
Bank balance	\$ 9,183,220
Covered by FDIC	(702,054)
Collateralized with securities pledged in City's name	\$ 8,481,166

City of Empire, Minnesota
Notes to the Financial Statements
December 31, 2023

Note 3: Detailed Notes on All Funds (Continued)

B. Capital Assets

Capital asset activity for the year ended December 31, 2023 was as follows:

	<u>Beginning Balance</u>	<u>Increases</u>	<u>Decreases</u>	<u>Ending Balance</u>
Governmental Activities				
Capital Assets not Being Depreciated				
Land	\$ 491,644	\$ -	\$ -	\$ 491,644
Capital Assets Being Depreciated				
Buildings	2,245,104	-	-	2,245,104
Improvements other than buildings	112,140	-	-	112,140
Machinery and equipment	1,101,438	283,736	(50,203)	1,334,971
Infrastructure	22,346,136	-	-	22,346,136
Total Capital Assets Being Depreciated	<u>25,804,818</u>	<u>283,736</u>	<u>(50,203)</u>	<u>26,038,351</u>
Less Accumulated Depreciation for				
Buildings	(802,794)	(68,131)	-	(870,925)
Improvements other than buildings	(112,140)	-	-	(112,140)
Machinery and equipment	(751,148)	(74,356)	25,101	(800,403)
Infrastructure	(11,121,902)	(943,676)	-	(12,065,578)
Total Accumulated Depreciation	<u>(12,787,984)</u>	<u>(1,086,163)</u>	<u>25,101</u>	<u>(13,849,046)</u>
Total Capital Assets Being Depreciated, Net	<u>13,016,834</u>	<u>(802,427)</u>	<u>(25,102)</u>	<u>12,189,305</u>
Governmental Activities Capital Assets, Net	<u>\$ 13,508,478</u>	<u>\$ (802,427)</u>	<u>\$ (25,102)</u>	<u>\$ 12,680,949</u>

City of Empire, Minnesota
Notes to the Financial Statements
December 31, 2023

Note 3: Detailed Notes on All Funds (Continued)

	Beginning Balance	Increases	Decreases	Ending Balance
Business-type Activities				
Capital Assets not Being Depreciated				
Land	\$ 71,310	\$ -	\$ -	\$ 71,310
Capital Assets Being Depreciated				
Buildings	167,170	-	-	167,170
Machinery and equipment	67,536	-	-	67,536
Infrastructure	5,707,233	-	-	5,707,233
Total Capital Assets Being Depreciated	5,941,939	-	-	5,941,939
Less Accumulated Depreciation				
Buildings	(167,170)	-	-	(167,170)
Machinery and equipment	(31,762)	(5,443)	-	(37,205)
Infrastructure	(2,100,825)	(116,156)	-	(2,216,981)
Total Accumulated Depreciation	(2,299,757)	(121,599)	-	(2,421,356)
Total Capital Assets Being Depreciated, Net	3,642,182	(121,599)	-	3,520,583
Business-type Activities Capital Assets, Net	\$ 3,713,492	\$ (121,599)	\$ -	\$ 3,591,893
Depreciation expense was charged to functions/programs of the City as follows:				
Governmental Activities				
General government				\$ 2,640
Public works				991,720
Culture and recreation				91,803
Total Depreciation Expense - Governmental Activities				\$ 1,086,163
Business-type Activities				
Water/Sewer				\$ 121,599

City of Empire, Minnesota
Notes to the Financial Statements
December 31, 2023

Note 3: Detailed Notes on All Funds (Continued)

C. Long-term Debt

General Obligation Bonds

The City issued general obligation bonds to provide funds for the acquisition and construction of major capital assets. General obligation bonds were issued for governmental activities. General obligation bonds are direct obligations and pledge the full faith and credit of the City. General obligation bonds currently outstanding are as follows:

Description	Authorized and Issued	Interest Rate	Issue Date	Maturity Date	Balance at Year End
General Obligation Improvement Bond, Series 2019A	\$ 2,730,000	3.00 - 4.00 %	06/25/19	02/01/29	<u>\$ 1,735,000</u>

Annual requirements to maturity for general obligation bonds are as follows:

Year Ending December 31,	General Obligation Bonds		
	Governmental Activities		
	Principal	Interest	Total
2024	\$ 260,000	\$ 58,000	\$ 318,000
2025	275,000	47,300	322,300
2026	285,000	36,100	321,100
2027	295,000	24,500	319,500
2027	305,000	14,025	319,025
2028 - 2029	315,000	4,725	319,725
Total	<u>\$ 1,735,000</u>	<u>\$ 184,650</u>	<u>\$ 1,919,650</u>

Changes in Long-term Liabilities

Long-term liability activity for the year ended December 31, 2023, was as follows:

	Beginning Balance	Increases	Decreases	Ending Balance	Due Within One Year
Governmental Activities					
Bonds Payable					
G.O. Improvement Bonds	\$ 1,985,000	\$ -	\$ (250,000)	\$ 1,735,000	\$ 260,000
Bond premium	179,430	-	(23,924)	155,506	-
Compensated absences	9,004	5,857	(7,740)	7,121	7,121
 Governmental Activity Long-term Liabilities	<u>\$ 2,173,434</u>	<u>\$ 5,857</u>	<u>\$ (281,664)</u>	<u>\$ 1,897,627</u>	<u>\$ 267,121</u>

Note 4: Defined Benefit Pension Plans - Statewide

A. Plan Description

The City participates in the following cost-sharing multiple-employer defined benefit pension plans administered by the Public Employees Retirement Association of Minnesota (PERA). PERA's defined benefit pension plans are established and administered in accordance with *Minnesota statutes*, chapters 353 and 356. PERA's defined benefit pension plans are tax qualified plans under Section 401(a) of the Internal Revenue Code.

General Employees Retirement Plan

All full-time and certain part-time employees of the City are covered by the General Employees Plan. General Employees Plan members belong to the Coordinated Plan. Coordinated Plan members are covered by Social Security

B. Benefits Provided

PERA provides retirement, disability and death benefits. Benefit provisions are established by state statute and can only be modified by the state legislature. Vested, terminated employees who are entitled to benefits but are not receiving them yet are bound by the provisions in effect at the time they last terminated their public service.

General Employee Plan Benefits

General Employees Plan benefits are based on a member's highest average salary for any five successive years of allowable service, age, and years of credit at termination of service. Two methods are used to compute benefits for PERA's Coordinated Plan members. Members hired prior to July 1, 1989, receive the higher of Method 1 or Method 2 formulas. Only Method 2 is used for members hired after June 30, 1989. Under Method 1, the accrual rate for Coordinated members is 1.2 percent of average salary for each of the first 10 years of service and 1.7 percent of average salary for each additional year. Under Method 2, the accrual rate for Coordinated members is 1.7 percent of average salary for all years of service. For members hired prior to July 1, 1989 a full annuity is available when age plus years of service equal 90 and normal retirement age is 65. For members hired on or after July 1, 1989 normal retirement age is the age for unreduced Social Security benefits capped at 66.

Benefit increases are provided to benefit recipients each January. The postretirement increase is equal to 50 percent of the cost-of-living adjustment (COLA) announced by the SSA, with a minimum increase of at least 1 percent and a maximum of 1.5 percent. Recipients that have been receiving the annuity or benefit for at least a full year as of the June 30 before the effective date of the increase will receive the full increase. Recipients receiving the annuity or benefit for at least one month but less than a full year as of the June 30 before the effective date of the increase will receive a reduced prorated increase. For members retiring on January 1, 2024, or later, the increase will be delayed until normal retirement age (age 65 if hired prior to July 1, 1989, or age 66 for individuals hired on or after July 1, 1989). Members retiring under Rule of 90 are exempt from the delay to normal retirement.

C. Contributions

Minnesota statutes chapter 353 sets the rates for employer and employee contributions. Contribution rates can only be modified by the state Legislature.

General Employees Fund Contributions

Coordinated plan members were required to contribute 6.50 percent of their annual covered salary in the fiscal year 2023 and the City was required to contribute 7.50 percent for Coordinated Plan members. The City's contributions to the General Employee Fund for the years ending December 31, 2023, 2022 and 2021 were \$23,323, \$23,323 and \$21,894, respectively. The City's contributions were equal to the required contributions for each year as set by state statute.

City of Empire, Minnesota
Notes to the Financial Statements
December 31, 2023

Note 4: Defined Benefit Pension Plans - Statewide (Continued)

D. Pension Costs

General Employees Fund Pension Costs

At December 31, 2023, the City reported a liability of \$316,801 for its proportionate share of the General Employees Fund's net pension liability. The City's net pension liability reflected a reduction due to the State of Minnesota's contribution of \$16 million. The State of Minnesota is considered a non-employer contributing entity and the state's contribution meets the definition of a special funding situation. The State of Minnesota's proportionate share of the net pension liability associated with the City totaled \$9,249. The net pension liability was measured as of June 30, 2023, and the total pension liability used to calculate the net pension liability was determined by an actuarial valuation as of that date. The City's proportionate share of the net pension liability was based on the City's contributions received by PERA during the measurement period for employer payroll paid dates from July 1, 2022 through June 30, 2023 relative to the total employer contributions received from all of PERA's participating employers. The City's proportion was 0.0040 percent which was a decrease of 0.0001 from its proportion measured as of June 30, 2022.

Township's Proportionate Share of the Net Pension Liability	\$ 316,801
State of Minnesota's Proportionate Share of the Net Pension Liability Associated with the Township	9,249
Total	<u><u>\$ 326,050</u></u>

For the year ended December 31, 2023, the City recognized pension expense of \$47,570 for its proportionate share of the General Employees Plan's pension expense. In addition, the City recognized an additional \$1,382 as pension expense (and grant revenue) for its proportionate share of the State of Minnesota's contribution of \$16 million to the General Employee Fund.

At December 31, 2023, the City reported its proportionate share of the General Employees Plan's deferred outflows of resources and deferred inflows of resources, related to pensions from the following sources:

	<u>Deferred Outflows of Resources</u>	<u>Deferred Inflows of Resources</u>
Differences Between Expected and Actual Economic Experience	\$ 2,646	\$ 3,461
Changes in Actuarial Assumptions	73,436	1,288
Net Difference Between Projected and Actual Earnings on Plan Investments	2,451	-
Changes in Proportion	4,601	2,136
Contributions Paid to PERA Subsequent to the Measurement Date	12,276	-
Total	<u><u>\$ 95,410</u></u>	<u><u>\$ 6,885</u></u>

City of Empire, Minnesota
Notes to the Financial Statements
December 31, 2023

Note 4: Defined Benefit Pension Plans - Statewide (Continued)

The \$12,276 reported as deferred outflows of resources related to pensions resulting from the City's contributions subsequent to the measurement date that will be recognized as a reduction of the net pension liability in the year ended December 31, 2023. Other amounts reported as deferred outflows and inflows of resources related to pensions will be recognized in pension expense as follows:

2024	\$ 31,027
2025	27,678
2026	(11,105)
2027	28,649

E. Long-Term Expected Return on Investment

The State Board of Investment, which manages the investments of PERA, prepares an analysis of the reasonableness on a regular basis of the long-term expected rate of return using a building-block method in which best-estimate ranges of expected future rates of return are developed for each major asset class. These ranges are combined to produce an expected long-term rate of return by weighting the expected future rates of return by the target asset allocation percentages. The target allocation and best estimates of geometric real rates of return for each major asset class are summarized in the following table:

Asset Class	Target Allocation	Long-term Expected Real Rate of Return
Domestic Equity	33.5 %	5.10 %
International Equity	16.5	5.30
Fixed Income	25.0	0.75
Private Markets	25.0	5.90
Total	100.00 %	

F. Actuarial Assumptions

The total pension liability in the June 30, 2023, actuarial valuation was determined using an individual entry-age normal actuarial cost method. The long-term rate of return on pension plan investments used in the determination of the total liability is 6.5 percent. This assumption is based on a review of inflation and investments return assumptions from a number of national investment consulting firms. The review provided a range of return investment return rates deemed to be reasonable by the actuary. An investment return of 6.5 percent was deemed to be within that range of reasonableness for financial reporting purposes.

Inflation is assumed to be 2.25 percent for the General Employees Plan and 2.25 percent. Benefit increases after retirement are assumed to be 1.25 percent for the General Employees Plan.

Salary growth assumptions in the General Employees Plan range in annual increments from 10.25 percent after one year of service to 3.0 percent after 27 years of service.

Mortality rates for the General Employees Plan are based on the Pub-2010 General Employee Mortality Table. The tables are adjusted slightly to fit PERA's experience.

Note 4: Defined Benefit Pension Plans - Statewide (Continued)

Actuarial assumptions used in the June 30, 2023 valuation were based on the results of actuarial experience studies. The most recent four-year experience study in the General Employees Plan was completed in 2019. The assumption changes were adopted by the Council and become effective with the July 1, 2020 actuarial valuation.

The following changes in actuarial assumptions and plan provisions occurred in 2023:

General Employees Fund

Changes in Actuarial Assumptions

- The mortality improvement scale was changed from Scale MP-2020 to Scale MP-2021.

Changes in Plan Provisions

- There were no changes in plan provisions since the previous valuation.

G. Discount Rate

The discount rate used to measure the total pension liability in 2023 was 6.50 percent. The projection of cash flows used to determine the discount rate assumed that contributions from plan members and employers will be made at rates set in Minnesota Statutes. Based on these assumptions, the fiduciary net position of the General Employees Fund was projected to be available to make all projected future benefit payments of current plan members. Therefore, the long-term expected rate of return on pension plan investments was applied to all periods of projected benefit payments to determine the total pension liability.

H. Pension Liability Sensitivity

The following presents the City's proportionate share of the net pension liability for all plans it participates in, calculated using the discount rate disclosed in the preceding paragraph, as well as what the City's proportionate share of the net pension liability would be if it were calculated using a discount rate one percentage point lower or one percentage point higher than the current discount rate:

	<u>1 Percent Decrease (5.50%)</u>	<u>Current (6.50%)</u>	<u>1 Percent Increase (7.50%)</u>
General Employees Fund	\$ 500,404	\$ 316,801	\$ 166,219

I. Pension Plan Fiduciary Net Position

Detailed information about each pension plan's fiduciary net position is available in a separately-issued PERA financial report that includes financial statements and required supplementary information. That report may be obtained on the Internet at www.mnpera.org.

City of Empire, Minnesota
Notes to the Financial Statements
December 31, 2023

Note 5: Defined Contribution Plan

The City has board members that are covered by the Defined Contribution Plan (DCP), a multiple-employer deferred compensation plan administered by PERA. The DCP is a tax qualified plan under Section 401(a) of the Internal Revenue Code and all contributions by or on behalf of employees are tax deferred until time of withdrawal.

Plan benefits depend solely on amounts contributed to the plan plus investment earnings, less administrative expenses, therefore, there is no future liability to the employer. *Minnesota statutes*, chapter 353d.03, specifies plan provisions, including the employee and employer contribution rates for those qualified personnel who elect to participate. An eligible elected official who decides to participate contributes 5 percent of salary which is matched by the elected official's employer. Employees who are paid for their services may elect to make member contributions in an amount not to exceed the employer share. Employer and employee contributions are combined and used to purchase shares in one or more of the seven accounts of the Minnesota Supplemental Investment Fund. For administering the plan, PERA receives 2.0 percent of employer contributions and twenty-five hundredths of 1.0 percent (0.25) of the assets in each member's account annually.

Pension expense for the year is equal to contributions made. Total contributions made by the City during the fiscal year 2023 were:

Contribution Amount		Percentage of Covered Payroll			Required Rate
Employee	Employer	Employee	Employer		
\$ 599	\$ 599	5.00%	5.00%	5.00%	

The City's contributions to the DCP for the years ended December 31, 2023, 2022 and 2021 were \$599, \$599 and \$561, respectively. The City's contributions were equal to the contractually required contributions for each year as set by Minnesota statute.

Note 6: Other Information

A. Risk Management

The City is exposed to various risks of loss related to torts; theft of, damage to and destruction of assets; errors and omissions; injuries to employees; and natural disasters for which the City carries insurance. The City established a limited risk management program for workers' compensation and general liability and property damage.

The workers' compensation program activities are accounted for in the Workers' Compensation Insurance internal service fund. Premiums are paid into the fund by all other funds to pay claims and administrative cost of the program. The premiums are allocated based on the payroll costs by department. During the year, the City obtained insurance through participation in the League of Minnesota Cities Insurance Trust (LMCIT) which is a risk sharing pool with approximately 800 other governmental units. The City pays an annual premium to LMCIT for its workers compensation and property and casualty insurance. The LMCIT is self-sustaining through member premiums and will reinsure for claims above a prescribed dollar amount for each insurance event.

B. Legal Debt Margin

In accordance with Minnesota statutes, the City may not incur or be subject to net debt in excess of three percent of the market value of taxable property within the City. Net debt is payable solely from ad valorem taxes and, therefore, excludes debt financed partially or entirely by special assessments. The City has no outstanding debt subject to the limit.

REQUIRED SUPPLEMENTARY INFORMATION

CITY OF EMPIRE
EMPIRE, MINNESOTA

DRAFT

FOR THE YEAR ENDED
DECEMBER 31, 2023

City of Empire, Minnesota
 Required Supplementary Information
 For the Year Ended December 31, 2023

Schedule of Employer's Share of PERA Net Pension Liability - General Employees Fund

Fiscal Year Ending	City's Proportion of the Net Pension Liability	City's Proportionate Share of the Net Pension Liability (a)	State's Proportionate Share of the Net Pension Liability Associated with the City (b)	Total (a+b)	City's Covered Payroll (c)	City's Proportionate Share of the Net Pension Liability as a Percentage of Covered Payroll (a/c)	Plan Fiduciary Net Position as a Percentage of the Total Pension Liability
06/30/22	0.0040 %	\$ 316,801	\$ 9,249	\$ 326,050	\$ 296,280	106.9 %	76.7 %
06/30/21	0.0041	175,088	5,441	180,529	298,611	58.6	87.0
06/30/20	0.0040	239,818	7,353	247,171	285,490	84.0	79.0

Note: Schedule is intended to show 10-year trend. Additional years will be reported as they become available.

Schedule of Employer's PERA Contributions - General Employees Fund

Year Ending	Statutorily Required Contribution (a)	Contributions in Relation to the Statutorily Required Contribution (b)	Contribution Deficiency (Excess) (a-b)	City's Covered Payroll (c)	Contributions as a Percentage of Covered Payroll (b/c)
12/31/22	\$ 23,323	\$ 23,323	\$ -	\$ 310,974	7.50 %
12/31/21	21,894	21,894	-	291,914	7.50
12/31/20	21,912	21,912	-	292,160	7.50

Note: Schedule is intended to show 10-year trend. Additional years will be reported as they become available.

City of Empire, Minnesota
Required Supplementary Information (Continued)
For the Year Ended December 31, 2023

Notes to the Required Supplementary Information - General Employees Fund

Changes in Actuarial Assumptions

2022 - The mortality improvement scale was changed from Scale MP-2020 to Scale MP-2021.

2021 - The investment return and single discount rates were changed from 7.50 percent to 6.50 percent, for financial reporting purposes. The mortality improvement scale was changed from Scale MP-2019 to Scale MP-2020.

2020 - The price inflation assumption was decreased from 2.50% to 2.25%. The payroll growth assumption was decreased from 3.25% to 3.00%. Assumed salary increase rates were changed as recommended in the June 30, 2019 experience study. The net effect is assumed rates that average 0.25% less than previous rates. Assumed rates of retirement were changed as recommended in the June 30, 2019 experience study. The changes result in more unreduced (normal) retirements and slightly fewer Rule of 90 and early retirements. Assumed rates of termination were changed as recommended in the June 30, 2019 experience study. The new rates are based on service and are generally lower than the previous rates for years 2-5 and slightly higher thereafter. Assumed rates of disability were changed as recommended in the June 30, 2019 experience study. The change results in fewer predicted disability retirements for males and females. The base mortality table for healthy annuitants and employees was changed from the RP-2014 table to the Pub-2010 General Mortality table, with adjustments. The base mortality table for disabled annuitants was changed from the RP-2014 disabled annuitant mortality table to the PUB-2010 General/Teacher disabled annuitant mortality table, with adjustments. The mortality improvement scale was changed from Scale MP-2018 to Scale MP-2019. The assumed spouse age difference was changed from two years older for females to one year older. The assumed number of married male new retirees electing the 100% Joint & Survivor option changed from 35% to 45%. The assumed number of married female new retirees electing the 100% Joint & Survivor option changed from 15% to 30%. The corresponding number of married new retirees electing the Life annuity option was adjusted accordingly.

2019 - The mortality projection scale was changed from MP-2017 to MP-2018

Changes in Plan Provisions

2022 - There were no changes in plan provisions since the previous valuation.

2021 - There were no changes in plan provisions since the previous valuation.

2020 - Augmentation for current privatized members was reduced to 2.0% for the period July 1, 2020 through December 31, 2023 and 0.0% after. Augmentation was eliminated for privatizations occurring after June 30, 2020.

2019 - The employer supplemental contribution was changed prospectively, decreasing from \$31.0 million to \$21.0 million per year. The state's special funding contribution was changed prospectively, requiring \$16.0 million due per year through 2031.

THIS PAGE IS LEFT
BLANK INTENTIONALLY

DRAFT

COMBINING AND INDIVIDUAL FUND
FINANCIAL STATEMENTS AND SCHEDULES

CITY OF EMPIRE
EMPIRE, MINNESOTA

DRAFT

FOR THE YEAR ENDED
DECEMBER 31, 2023

THIS PAGE IS LEFT
BLANK INTENTIONALLY

DRAFT

City of Empire, Minnesota
 General Fund
 Schedule of Revenues, Expenditures and
 Changes in Fund Balances - Budget and Actual (Continued on the Following Pages)
 For the Year Ended December 31, 2023
 (With Comparative Actual Amounts for the Year Ended December 31, 2022)

	2023			2022	
	Budgeted Amounts		Actual Amounts	Variance with Final Budget	Actual Amounts
	Original	Final			
Revenues					
Taxes					
General property taxes	\$ 680,010	\$ 680,010	\$ 617,647	\$ (62,363)	\$ 652,027
Franchise taxes	7,000	7,000	4,478	(2,522)	4,016
Total taxes	<u>687,010</u>	<u>687,010</u>	<u>622,125</u>	<u>(64,885)</u>	<u>656,043</u>
Licenses and permits	<u>128,050</u>	<u>128,050</u>	<u>227,861</u>	<u>99,811</u>	<u>161,604</u>
Intergovernmental					
State					
Agricultural credit	5,500	5,500	7,420	1,920	5,381
Public safety aid	-	-	138,283	138,283	-
Township aid	1,500	1,500	817	(683)	54,684
Other	1,000	1,000	17,047	16,047	22,859
Total intergovernmental	<u>8,000</u>	<u>8,000</u>	<u>163,567</u>	<u>155,567</u>	<u>82,924</u>
Charges for services					
General government	<u>8,000</u>	<u>8,000</u>	<u>75,435</u>	<u>67,435</u>	<u>53,145</u>
Fines and forfeitures	<u>100</u>	<u>100</u>	<u>5,711</u>	<u>5,611</u>	<u>340</u>
Investment earnings	<u>50,000</u>	<u>50,000</u>	<u>27,035</u>	<u>(22,965)</u>	<u>22,423</u>
Miscellaneous	<u>22,500</u>	<u>22,500</u>	<u>54,825</u>	<u>32,325</u>	<u>37,586</u>
Total Revenues	<u>903,660</u>	<u>903,660</u>	<u>1,176,559</u>	<u>272,899</u>	<u>1,014,065</u>
Expenditures					
Current					
General government					
City Council					
Personal services	26,000	26,000	24,393	1,607	21,289
Supplies	21,500	21,500	9,620	11,880	16,511
Other services and charges	8,150	8,150	12,740	(4,590)	5,415
Total City Council	<u>55,650</u>	<u>55,650</u>	<u>46,753</u>	<u>8,897</u>	<u>43,215</u>

City of Empire, Minnesota
 General Fund
 Schedule of Revenues, Expenditures and
 Changes in Fund Balances - Budget and Actual (Continued)
 For the Year Ended December 31, 2023
 (With Comparative Actual Amounts for the Year Ended December 31, 2022)

	2023				2022
	Budgeted Amounts		Actual Amounts	Variance with Final Budget	Actual Amounts
	Original	Final			
Expenditures (Continued)					
Current (Continued)					
General government (continued)					
City Clerk - Administrator					
Personal services	\$ 136,500	\$ 136,500	\$ 203,053	\$ (66,553)	\$ 132,692
Supplies	4,500	4,500	4,213	287	2,576
Other services and charges	34,500	34,500	39,042	(4,542)	43,288
Total City Clerk - Administrator	<u>175,500</u>	<u>175,500</u>	<u>246,308</u>	<u>(70,808)</u>	<u>178,556</u>
Elections					
Personal services	1,500	1,500	1,059	441	3,208
Supplies	2,000	2,000	946	1,054	2,096
Other services and charges	500	500	258	242	473
Total elections	<u>4,000</u>	<u>4,000</u>	<u>2,263</u>	<u>1,737</u>	<u>5,777</u>
Legal					
Other services and charges	<u>22,000</u>	<u>22,000</u>	<u>19,492</u>	<u>2,508</u>	<u>74,130</u>
Planning					
Personal services	-	-	-	-	22,245
Other services and charges	<u>35,000</u>	<u>35,000</u>	<u>118,294</u>	<u>(83,294)</u>	<u>108,025</u>
Total planning	<u>35,000</u>	<u>35,000</u>	<u>118,294</u>	<u>(83,294)</u>	<u>130,270</u>
City hall building					
Other services and charges	<u>49,500</u>	<u>49,500</u>	<u>101,405</u>	<u>(51,905)</u>	<u>140,382</u>
Total general government	<u>341,650</u>	<u>341,650</u>	<u>534,515</u>	<u>(192,865)</u>	<u>572,330</u>
Public safety					
Building Inspection					
Other services and charges	<u>50,000</u>	<u>50,000</u>	<u>160,182</u>	<u>(110,182)</u>	<u>74,189</u>
Police					
Police Contract	<u>118,037</u>	<u>118,037</u>	<u>118,037</u>	<u>-</u>	<u>76,579.00</u>
Fire					
Other services and charges	<u>250,000</u>	<u>250,000</u>	<u>244,424</u>	<u>5,576</u>	<u>185,000</u>
Ambulance					
Other services and charges	<u>500</u>	<u>500</u>	<u>500</u>	<u>-</u>	<u>500</u>
Total public safety	<u>418,537</u>	<u>418,537</u>	<u>523,143</u>	<u>(104,606)</u>	<u>336,268</u>
Public works					
Streets					
Other services and charges	<u>1,700</u>	<u>1,700</u>	<u>2,442</u>	<u>(742)</u>	<u>1,064</u>

City of Empire, Minnesota
 General Fund
 Schedule of Revenues, Expenditures and
 Changes in Fund Balances - Budget and Actual (Continued)
 For the Year Ended December 31, 2023
 (With Comparative Actual Amounts for the Year Ended December 31, 2022)

	2023				2022
	Budgeted Amounts		Actual Amounts	Variance with Final Budget	Actual Amounts
	Original	Final			
Expenditures (Continued)					
Current (Continued)					
Culture and recreation					
Parks					
Personal services	\$ 86,900	\$ 86,900	\$ 80,849	\$ 6,051	\$ 88,230
Supplies	18,500	18,500	16,274	2,226	12,013
Other services and charges	19,750	19,750	32,073	(12,323)	22,212
Total culture and recreation	<u>125,150</u>	<u>125,150</u>	<u>129,196</u>	<u>(4,046)</u>	<u>122,455</u>
Total current	<u>887,037</u>	<u>887,037</u>	<u>1,189,296</u>	<u>(302,259)</u>	<u>1,032,117</u>
Capital outlay					
General government	8,000	8,000	3,191	4,809	3,233
Culture and recreation	8,500	8,500	7,744	756	76,007
Total capital outlay	<u>16,500</u>	<u>16,500</u>	<u>10,935</u>	<u>5,565</u>	<u>79,240</u>
Total Expenditures	<u>903,537</u>	<u>903,537</u>	<u>1,200,231</u>	<u>(296,694)</u>	<u>1,111,357</u>
Net Change in Fund Balances	123	123	(23,672)	(23,795)	(97,292)
Fund Balances, January 1	<u>2,719,558</u>	<u>2,719,558</u>	<u>2,719,558</u>	<u>-</u>	<u>2,816,850</u>
Fund Balances, December 31	<u>\$ 2,719,681</u>	<u>\$ 2,719,681</u>	<u>\$ 2,695,886</u>	<u>\$ (23,795)</u>	<u>\$ 2,719,558</u>

City of Empire, Minnesota
Road and Bridge Fund
Schedule of Revenues, Expenditures and
Changes in Fund Balances - Budget and Actual
For the Year Ended December 31, 2023

(With Comparative Actual Amounts for the Year Ended December 31, 2022)

	2023			Variance with Final Budget	2022
	Budgeted Amounts		Actual		Actual
	Original	Final	Amounts		Amounts
Revenues					
Taxes					
General property taxes	\$ 253,000	\$ 253,000	\$ 253,000	\$ -	\$ 390,000
Gravel tax	130,000	130,000	363,045	233,045	137,187
Total taxes	<u>383,000</u>	<u>383,000</u>	<u>616,045</u>	<u>233,045</u>	<u>527,187</u>
Intergovernmental					
Local					
Other grants and aids	-	-	35,815	35,815	49,630
Charges for services	37,000	37,000	37,048	48	42,286
Interest earnings	2,000	2,000	6,284	4,284	6,621
Total Revenues	<u>422,000</u>	<u>422,000</u>	<u>695,192</u>	<u>273,192</u>	<u>625,724</u>
Expenditures					
Current					
Public works					
Personal services	100,050	100,050	105,698	(5,648)	67,528
Supplies	119,000	119,000	114,215	4,785	126,199
Other services and charges	167,700	167,700	156,302	11,398	93,306
Total	<u>386,750</u>	<u>386,750</u>	<u>376,215</u>	<u>10,535</u>	<u>287,033</u>
Capital outlay					
Public works	35,000	35,000	-	35,000	12,753
Total Expenditures	<u>421,750</u>	<u>421,750</u>	<u>376,215</u>	<u>45,535</u>	<u>299,786</u>
Excess (Deficiency) of Revenues Over (Under) Expenditures	250	250	318,977	318,727	325,938
Other Financing Sources (Uses)					
Transfers in	-	-	-	-	236,660
Net Change in Fund Balances	250	250	318,977	318,727	562,598
Fund Balances, January 1	637,327	637,327	637,327	-	74,729
Fund Balances, December 31	<u>\$ 637,577</u>	<u>\$ 637,577</u>	<u>\$ 956,304</u>	<u>\$ 318,727</u>	<u>\$ 637,327</u>

City of Empire, Minnesota
 Summary Financial Report
 Revenues And Expenses For General Operations -
 Governmental Funds
 For the Years Ended December 31, 2023 and 2022

	Total		Percent Increase (Decrease)
	2023	2022	
Revenues			
Property taxes	\$ 1,438,007	\$ 1,381,387	4.10 %
Franchise taxes	4,478	4,016	11.50
Gravel tax	363,045	137,187	164.64
Licenses and permits	227,861	161,604	41.00
Intergovernmental	411,127	257,835	59.45
Charges for services	112,483	95,431	17.87
Fines and forfeits	5,711	340	1,579.71
Investment earnings	50,898	37,599	35.37
Miscellaneous	54,825	37,586	45.87
	<u>\$ 2,668,435</u>	<u>\$ 2,112,985</u>	26.29 %
Total Revenues	<u>\$ 2,668,435</u>	<u>\$ 2,112,985</u>	26.29 %
Per Capita	\$ 847	\$ 669	
Expenditures			
Current			
General government	\$ 543,425	\$ 697,611	(22.10) %
Public safety	523,143	336,268	55.57
Public works	378,657	288,097	31.43
Culture and recreation	129,196	122,455	5.50
Capital outlay			
General government	3,191	3,233	(1.30)
Public works	242,236	12,753	1,799.44
Culture and recreation	32,876	216,909	(84.84)
Debt service			
Principal	250,000	240,000	4.17
Interest and other charges	69,130	78,495	(11.93)
	<u>\$ 2,171,854</u>	<u>\$ 1,995,821</u>	8.82 %
Total Expenditures	<u>\$ 2,171,854</u>	<u>\$ 1,995,821</u>	8.82 %
Per Capita	\$ 689	\$ 632	
Total Long-term Indebtedness	\$ 1,735,000	\$ 1,985,000	(12.59) %
Per Capita	550	628	(12.42)
General Fund Balance - December 31	\$ 2,695,886	\$ 2,719,558	(0.87) %
Per Capita	855	861	(0.70)

The purpose of this report is to provide a summary of financial information concerning the City of Empire to interested citizens. The complete financial statements may be examined at Empire City Hall, 3385 197th Street, Farmington, MN 55024. Questions about this report should be directed to Charles Seipel, Clerk-Administrator, at admin@ci.empire.mn.us

THIS PAGE IS LEFT
BLANK INTENTIONALLY

DRAFT

OTHER REQUIRED REPORT

CITY OF EMPIRE
EMPIRE, MINNESOTA

DRAFT

FOR THE YEAR ENDED
DECEMBER 31, 2023

THIS PAGE IS LEFT
BLANK INTENTIONALLY

DRAFT

**INDEPENDENT AUDITOR'S REPORT
ON MINNESOTA LEGAL COMPLIANCE**

Management and City Council
City of Empire
Empire, Minnesota

We have audited, in accordance with auditing standards generally accepted in the United States of America, the financial statements of the governmental activities, the business-type activities, and each major fund of City of Empire, Minnesota (the City), as of and for the year ended December 31, 2023, and the related notes to the financial statements, and have issued our report thereon dated NEED DATE.

In connection with our audit, nothing came to our attention that caused us to believe that the City of Empire failed to comply with the provisions of the contracting and bidding, deposits and investments, conflicts of interest, public indebtedness, claims and disbursements, miscellaneous provisions, and tax increment financing sections of the *Minnesota Legal Compliance Audit Guide for Cities*, promulgated by the State Auditor pursuant to Minn. Stat. § 6.65, insofar as they relate to accounting matters. However, our audit was not directed primarily toward obtaining knowledge of such noncompliance. Accordingly, had we performed additional procedures, other matters may have come to our attention regarding the City's noncompliance with the above referenced provisions, insofar as they relate to accounting matters.

This report is intended solely for the information and use of those charged with governance and management of the City and the State Auditor and is not intended to be and should not be used by anyone other than these specified parties.

Abdo
Minneapolis, Minnesota
NEED DATE

DRAFT



MEMORANDUM

Date: March 12, 2024
To: Empire City Council
From: Charles Seipel-Teng, Clerk-Administrator
RE: Consider Approving the 2023 Financial & Audit Report as Presented

Tyler See, CPA with Abdo will be presenting the 2023 Audit Report and Financial Statement. If there are no concerns regarding the reports that cannot be answered at the meeting, the City Council should consider approving the reports.



MEMORANDUM

Date: March 12, 2024
To: Empire City Council
From: Charles Seipel-Teng, Clerk-Administrator
RE: Request for Outdoor Pizza Oven at the Empire Public Works Building

Staff received a request from a potential renter at the Public Works Building to hire a caterer that uses an outdoor pizza oven (portable brick oven) and refrigerator. The refrigerator would need to be plugged into an outdoor outlet. Past practice has been to inform renters that they are renting the inside of the facility and the outside is to be used strictly for parking for their event. Staff is looking for direction from Council to determine if the proposed use should be allowed.



MEMORANDUM

Date: March 12, 2024
To: Empire City Council
From: Charles Seipel-Teng, Clerk-Administrator
RE: 2023 Farmington Annual Fire Report

Attachment(s): 2023 ANNUAL FIRE REPORT WORKBOOK.pdf



Farmington Fire Department



Fire Chief Justin Elvestad

2023 Annual Report



City of Farmington FIRE DEPARTMENT

Dakota County, Minnesota



Fire Chief Justin Elvestad



▶ CONTENTS

Three Year Activity Comparison

Relative Usage/Tax Capacity Values

Computation of Annual Charges

Tabulation of Township Fire and Rescue Calls



FIRE CONTRACT

THREE YEAR ACTIVITY COMPARISON

	2021	2022	2023
TOTAL NUMBER ALL CALLS	1,065	1,212	1,150
TOTAL PERSONNEL HOURS	5,805	5,230	4,821
TOTAL EQUIPMENT HOURS	4,192	1,943	1,725
PERCENT OF RELATIVE USAGE:			
FARMINGTON	76.11%	77.34%	77.62%
EMPIRE	16.37%	13.09%	12.43%
EUREKA	2.05%	3.86%	3.91%
CASTLE ROCK	5.46%	5.71%	6.05%
FIRE INSURANCE PREMIUM	169,759	169,759	169,759
FIRE RELIEF LEVY	150,000	150,000	150,000
TOTAL DIRECT COSTS	1,828,840	1,978,408	2,169,110
CAPITAL INVESTMENT	8,643,192	8,810,275	8,165,825

FIRE CONTRACT

RELATIVE USAGE BY USER GROUPS - 2023

	CALLS		PERSONNEL HOURS		EQUIPMENT HOURS			TOTAL RELATIVE USAGE	
	NUMBER	%	NUMBER	%	NUMBER	125%	%	W/FACTOR	%
FARMINGTON	914	79.48%	3,557	73.77%	1,250	1,563	72.49%	5,461	78.59%
EMPIRE	129	11.22%	503	10.44%	182	228	10.57%	779	11.22%
CASTLE ROCK	65	5.65%	362	7.51%	122	153	7.09%	550	7.91%
EUREKA	17	1.48%	100	2.08%	39	49	2.25%	159	2.28%
MUTUAL AID	25	2.17%	299	6.20%	131	164	7.60%		0.00%
TOTAL	1150	100%	4,821	100%	1,725	2,156	100%	6,949	100%

TAX CAPACITY VALUE OF PROTECTED AREAS

	2023 COLLECTIBLE	
	AMOUNT	%
FARMINGTON	32,712,009	77.62%
EMPIRE	5,237,541	12.43%
CASTLE ROCK	2,548,087	6.05%
EUREKA	1,646,258	3.91%
TOTAL	42,143,895	100%

FIRE CONTRACT

COMPUTATION OF ACTUAL ANNUAL CHARGES 2023

	<u>PERCENTAGE RELATIVE USAGE</u>	<u>PERCENTAGE TAX CAPACITY</u>	<u>PERCENTAGES AVERAGED</u>	<u>CONSTANT</u>	<u>2023 CHARGES</u>
FARMINGTON	78.59%	77.62%	78.10%	2,169,110	1,694,154.42
EMPIRE	11.22%	12.43%	11.82%	2,169,110	256,447.59
CASTLE ROCK	7.91%	6.05%	6.98%	2,169,110	151,388.67
EUREKA	<u>2.28%</u>	<u>3.91%</u>	<u>3.09%</u>	2,169,110	<u>67,119.36</u>
TOTAL	100%	100%	100%		2,169,110.05

COMPUTATION OF FORMULA OPERATIONAL COST CONSTANT

$$A = (O + (E/20) + (P/40)) + ((O + (E/20) + (P/40)) * .10) * ((U + V)/2)$$

$$\text{CONSTANT} = (O + (E/20) + (P/40)) + ((O + (E/20) + (P/40)) * .10)$$

$$\text{CONSTANT} = 2,169,110$$

	A	B	C	D	E	F	G	H	I
1	Incident Number	Incident Date	Street Name	Incident Type	Total # of Apparatuses	Apparatus Hours	Total # of Personnel	Personnel Hours	Incident City
2									
3	2300017	1/4/2023	CHIPPENDALE	Gasoline or other flammable liquid spill	3	1.74	9	5.3	CASTLE ROCK TWP
4	2300042	1/12/2023	DANVILLE	Charlie Medical	3	2.21	10	6.98	CASTLE ROCK TWP
5	2300059	1/17/2023	245TH	Delta Medical	3	2.48	6	6.25	CASTLE ROCK TWP
6	2300063	1/17/2023	225TH	Delta Medical	1	0.45	4	1.8	CASTLE ROCK TWP
7	2300090	1/26/2023	ALBATROSS	Delta Medical	2	1.38	6	4.1	CASTLE ROCK TWP
8	2300092	1/27/2023	ALBATROSS	Delta Medical	4	2.72	9	6.15	CASTLE ROCK TWP
9	2300100	1/29/2023	ALBATROSS	Delta Medical	3	2.53	7	5.37	CASTLE ROCK TWP
10	2300102	1/30/2023	CHIPPENDALE	Smoke detector activation due to malfunction	5	1.3	15	3.6	CASTLE ROCK TWP
11	2300145	2/11/2023	ALBATROSS	Echo Medical	4	1.94	14	6.57	CASTLE ROCK TWP
12	2300242	3/11/2023	ALBATROSS	Delta Medical	2	1.25	4	2.48	CASTLE ROCK TWP
13	2300257	3/17/2023	ALBATROSS	Smoke detector activation, Burnt food	4	0.91	6	1.32	CASTLE ROCK TWP
14	2300262	3/20/2023	275TH	Delta Medical	3	1.75	10	5.83	CASTLE ROCK TWP
15	2300268	3/21/2023	263RD	Bravo Medical	2	0.92	11	8.25	CASTLE ROCK TWP
16	2300269	3/22/2023	240TH	Charlie Medical	2	0.44	5	1.07	CASTLE ROCK TWP
17	2300294	4/1/2023	225th	Power line down	4	2.71	8	5.55	CASTLE ROCK TWP
18	2300305	4/4/2023	ALBATROSS	Charlie Medical	1	0.48	5	2.42	CASTLE ROCK TWP
19	2300342	4/15/2023	240TH	Alpha Medical	1	0.85	3	2.55	CASTLE ROCK TWP
20	2300376	4/27/2023	ALBATROSS	Delta Medical	4	2.9	15	9.62	CASTLE ROCK TWP
21	2300388	5/1/2023	255TH	Brush or brush-and-grass mixture fire	4	1.43	8	2.82	CASTLE ROCK TWP
22	2300408	5/7/2023	ALBATROSS	Smoke detector activation, Burnt food	2	0.79	9	2.37	CASTLE ROCK TWP
23	2300427	5/14/2023	ALBATROSS	Smoke detector activation, Burnt food	3	0.64	11	2.33	CASTLE ROCK TWP
24	2300453	5/23/2023	Chippendale	Grass fire	5	1.16	8	1.72	CASTLE ROCK TWP
25	2300526	6/13/2023	DELFT	Delta Medical	2	0.87	6	2.6	CASTLE ROCK TWP
26	2300543	6/19/2023	CHIPPENDALE	Motor vehicle accident with injuries	7	3.86	19	11.57	CASTLE ROCK TWP
27	2300553	6/22/2023	Chippendale	Motor vehicle accident with injuries	2	1.6	8	6.4	CASTLE ROCK TWP
28	2300596	7/6/2023	240th	Motor vehicle accident with injuries	9	5.04	20	17.75	CASTLE ROCK TWP
29	2300649	7/23/2023	BEAUMONT	Delta Medical	3	2.09	12	9.98	CASTLE ROCK TWP
30	2300650	7/24/2023	Chippendale	Motor vehicle accident with injuries	6	8.34	13	21.13	CASTLE ROCK TWP
31	2300662	7/26/2023	250TH	Lightning strike (no fire)	7	3.02	22	10.78	CASTLE ROCK TWP
32	2300666	7/26/2023	Chippendale	Motor vehicle accident with injuries	8	5.58	21	19.65	CASTLE ROCK TWP
33	2300675	7/29/2023	DENMARK	Delta Medical	3	2.36	8	6.27	CASTLE ROCK TWP
34	2300684	7/31/2023	ALBATROSS	Alarm system activation, no fire - unintentional	3	1.11	7	3.15	CASTLE ROCK TWP
35	2300691	8/3/2023	CHIPPENDALE	Delta Medical	3	1.12	5	1.83	CASTLE ROCK TWP
36	2300701	8/7/2023	220TH	Alpha Medical	2	0.98	5	2.42	CASTLE ROCK TWP
37	2300702	8/7/2023	263RD	Alpha Medical	1	0.4	3	1.2	CASTLE ROCK TWP
38	2300705	8/8/2023	220th	Good intent call, other	2	0.16	5	0.42	CASTLE ROCK TWP
39	2300709	8/9/2023	220TH	Assist police or other governmental agency	1	0.23	3	0.7	CASTLE ROCK TWP
40	2300711	8/10/2023	220TH	Dispatched and cancelled en route	1	0.06	6	0.4	CASTLE ROCK TWP
41	2300713	8/10/2023	220TH	Alpha Medical	1	0.59	2	1.17	CASTLE ROCK TWP
42	2300715	8/10/2023	220TH	Good intent call, other	3	0.46	6	1.1	CASTLE ROCK TWP
43	2300716	8/10/2023	220TH	Alpha Medical	2	0.81	8	3.2	CASTLE ROCK TWP
44	2300723	8/11/2023	220TH	Dispatched and cancelled en route	1	0.05	2	0.1	CASTLE ROCK TWP
45	2300724	8/11/2023	220TH	Bravo Medical	3	1.58	6	3.2	CASTLE ROCK TWP
46	2300727	8/12/2023	220TH	Delta Medical	3	1.2	7	2.8	CASTLE ROCK TWP
47	2300728	8/12/2023	220TH	Alpha Medical	2	0.75	7	2.8	CASTLE ROCK TWP
48	2300729	8/12/2023	220TH	Motor vehicle accident with injuries	2	0.24	8	0.93	CASTLE ROCK TWP
49	2300791	9/1/2023	CHIPPENDALE	Charlie Medical	1	0.67	3	2	CASTLE ROCK TWP
50	2300792	9/2/2023	CHIPPENDALE	Motor vehicle accident with injuries	4	5.27	9	11.82	CASTLE ROCK TWP
51	2300794	9/2/2023	ALBATROSS	Smoke detector activation, Burnt food	4	0.59	10	2	CASTLE ROCK TWP
52	2300827	9/16/2023	230th	Motor vehicle accident with injuries	4	1.09	12	5.7	CASTLE ROCK TWP
53	2300854	9/25/2023	ALBATROSS	Smoke detector activation, no fire - unintentional	2	0.5	13	3.25	CASTLE ROCK TWP
54	2300867	9/28/2023	CHIPPENDALE	Delta Medical	3	2.15	4	2.87	CASTLE ROCK TWP
55	2300901	10/7/2023	220TH	Alpha Medical	2	0.6	8	2.4	CASTLE ROCK TWP
56	2300910	10/11/2023	220TH	Building fire	8	11.94	17	28.73	CASTLE ROCK TWP
57	2300979	11/4/2023	275TH	Delta Medical	3	3	6	6	CASTLE ROCK TWP
58	2300980	11/4/2023	CHIPPENDALE	Alarm system sounded due to malfunction	6	5.08	14	9.83	CASTLE ROCK TWP
59	2301000	11/11/2023	Chippendale	Motor vehicle accident with injuries	4	1.66	41	17.08	CASTLE ROCK TWP
60	2301020	11/19/2023	ALBATROSS	Smoke detector activation, Burnt food	2	0.56	8	2.27	CASTLE ROCK TWP
61	2301040	11/25/2023	ANNETTE	Delta Medical	5	4.32	11	15.87	CASTLE ROCK TWP
62	2301050	11/29/2023	BISCAYNE	Delta Medical	4	1.39	12	5.13	CASTLE ROCK TWP
63	2301074	12/6/2023	ANNETTE	Delta Medical	4	2.24	10	5.4	CASTLE ROCK TWP
64	2301093	12/13/2023	240TH	Charlie Medical	2	0.83	5	2.88	CASTLE ROCK TWP
65	2301116	12/21/2023	CHIPPENDALE	Broken Sprinkler Pipe or Head	5	2.47	12	7.12	CASTLE ROCK TWP
66	2301134	12/26/2023	245TH	Alpha Medical	2	1.57	4	3.13	CASTLE ROCK TWP
67	2301147	12/30/2023	225TH	Smoke detector activation, Burnt food	2	0.9	6	2.7	CASTLE ROCK TWP
68									
69	TOTAL CALLS			65 TOTAL HOURS CASTLE ROCK TOWNSHIP	209	122.31	597	362.18	
70									
71									
72	2300236	3/9/2023	194TH	Alpha Medical	5	2.8	11	6.82	EMPIRE
73	2300240	3/11/2023	194TH	Bravo Medical	2	1.43	4	2.87	EMPIRE
74	2300274	3/24/2023	200TH	Delta Medical	3	1.87	7	4.32	EMPIRE
75	2300279	3/25/2023	CLAREMONT	Delta Medical	3	0.43	7	1.05	EMPIRE
76	2300283	3/27/2023	205TH STREET	Charlie Medical	3	0.47	10	1.3	EMPIRE
77	2300295	4/1/2023	194TH	Power line down	3	1.52	8	3.7	EMPIRE
78	2300296	4/1/2023	194TH	Power line down	4	1.54	16	7.22	EMPIRE
79	2300310	4/5/2023	CHIPPENDALE	Alpha Medical	1	0.41	5	2	EMPIRE
80	2300320	4/10/2023	CLAYTON	False alarm or false call, other	2	0.46	11	2.57	EMPIRE
81	2300336	4/14/2023	197TH	Delta Medical	3	1.26	11	4.63	EMPIRE
82	2300350	4/18/2023	BISCAYNE	Brush or brush-and-grass mixture fire	6	1.74	16	4.28	EMPIRE
83	2300363	4/24/2023	CLAYTON	Alarm system activation, no fire - unintentional	2	1.16	12	6.75	EMPIRE
84	2300369	4/26/2023	CLAYTON	Alarm system activation, no fire - unintentional	3	1.13	12	4.4	EMPIRE
85	2300381	4/29/2023	CHIPPENDALE	Delta Medical	3	0.64	7	1.52	EMPIRE
86	2300384	4/30/2023	CLAREMONT	Delta Medical	3	0.71	11	2.52	EMPIRE
87	2300385	5/1/2023	170TH	Charlie Medical	4	1.28	10	3.13	EMPIRE
88	2300393	5/2/2023	CABRILLA	Dispatched and cancelled en route	1	0.18	4	0.73	EMPIRE
89	2300411	5/7/2023	STATION	Unauthorized burning	2	1.42	7	6.18	EMPIRE
90	2300417	5/9/2023	191ST	Delta Medical	3	1.12	9	3.23	EMPIRE
91	2300418	5/9/2023	198TH	Grass fire	3	0.98	6	2	EMPIRE
92	2300423	5/12/2023	UPPER 204TH	Good intent call, other	3	0.91	5	1.72	EMPIRE
93	2300428	5/14/2023	210TH	Smoke detector activation, Burnt food	3	0.86	8	2.23	EMPIRE
94	2300450	5/22/2023	CLEAT	Charlie Medical	3	1.34	11	4.65	EMPIRE
95	2300478	5/31/2023	205TH	Alpha Medical	3	0.62	6	1.2	EMPIRE
96	2300479	5/31/2023	CHILI	Charlie Medical	3	1.58	5	2.55	EMPIRE
97	2300484	6/1/2023	205TH	Delta Medical	3	1.2	6	2.53	EMPIRE

	A	B	C	D	E	F	G	H	I
98	2300487	6/2/2023	BELINDA	Alarm system activation- testing, system being worked on or fire drill	3	0.76	8	1.97	EMPIRE
99	2300490	6/2/2023	CABRILLA	Charlie Medical	2	0.64	4	1.2	EMPIRE
100	2300491	6/2/2023	CABRILLA	Delta Medical	2	0.66	4	1.37	EMPIRE
101	2300509	6/7/2023	CLAYTON	Smoke detector activation, no fire - unintentional	2	0.54	6	1.58	EMPIRE
102	2300511	6/7/2023	205TH	Bravo Medical	2	0.93	9	5	EMPIRE
103	2300521	6/12/2023	CENTURY	Bravo Medical	2	0.47	5	1.13	EMPIRE
104	2300524	6/13/2023	CARMEL	Smoke detector activation, Burnt food	2	0.39	5	1	EMPIRE
105	2300527	6/14/2023	CABRILLA	Smoke detector activation due to malfunction	2	0.26	7	0.9	EMPIRE
106	2300529	6/14/2023	CABRILLA	Bravo Medical	3	0.93	10	3.13	EMPIRE
107	2300532	6/16/2023	CABRILLA	Smoke detector activation due to malfunction	2	1.37	4	2.62	EMPIRE
108	2300538	6/17/2023	CHIPPENDALE	CO detector activation due to malfunction	1	0.31	3	0.9	EMPIRE
109	2300550	6/20/2023	205TH	Delta Medical	3	1.27	9	3.75	EMPIRE
110	2300569	6/27/2023	STATION	Passenger vehicle fire	7	9.61	17	25.7	EMPIRE
111	2300572	6/28/2023	CLEAT	Delta Medical	3	1.16	9	3.45	EMPIRE
112	2300580	6/30/2023	ROBERT	Brush or brush-and-grass mixture fire	8	3.05	16	7.28	EMPIRE
113	2300583	7/1/2023	170th	Outside equipment fire	6	7.43	10	11.67	EMPIRE
114	2300587	7/3/2023	220th	Passenger vehicle fire	5	9.18	10	20.53	EMPIRE
115	2300589	7/3/2023	197TH	Power line down	3	1.85	7	4.78	EMPIRE
116	2300608	7/8/2023	BISCAYNE	Dispatched and cancelled en route	1	0.2	1	0.2	EMPIRE
117	2300612	7/9/2023	CHILI	Delta Medical	3	1.95	10	6.5	EMPIRE
118	2300614	7/11/2023	CLAREMONT	Charlie Medical	1	0.3	5	1.5	EMPIRE
119	2300632	7/18/2023	CENTERFIELD	Dispatched and cancelled en route	1	0.04	4	0.13	EMPIRE
120	2300640	7/21/2023	200TH	Search for lost person, other	7	5.96	21	16	EMPIRE
121	2300653	7/24/2023	205th	Good intent call, other	2	0.35	7	1.17	EMPIRE
122	2300663	7/26/2023	COLORADO	Echo Medical	6	1.18	22	6.32	EMPIRE
123	2300680	7/30/2023	CLAYTON	Smoke detector activation, no fire - unintentional	3	0.64	8	1.87	EMPIRE
124	2300699	8/7/2023	205TH STREET	Delta Medical	3	0.83	7	1.63	EMPIRE
125	2300710	8/10/2023	CATTAIL	Delta Medical	3	1.01	5	1.67	EMPIRE
126	2300721	8/11/2023	203RD	Echo Medical	4	1.51	17	8.67	EMPIRE
127	2300726	8/12/2023	BISCAYNE	Authorized controlled burning	3	0.61	8	2	EMPIRE
128	2300730	8/14/2023	BUTTERNUT	Bravo Medical	2	1.32	5	3.33	EMPIRE
129	2300742	8/18/2023	220TH	Charlie Medical	3	0.97	8	2.93	EMPIRE
130	2300755	8/23/2023	CATTAIL	Residential smoke alarm - Low battery chirp	2	0.51	2	0.48	EMPIRE
131	2300760	8/23/2023	160TH	Dispatched and cancelled en route	2	0.16	5	0.42	EMPIRE
132	2300761	8/23/2023	CLAYTON	Echo Medical	5	5.45	11	11.92	EMPIRE
133	2300764	8/24/2023	160th	Dispatched and cancelled en route	1	0.03	1	0.03	EMPIRE
134	2300765	8/24/2023	CAMROSE	Smoke detector activation, no fire - unintentional	2	0.28	6	1.1	EMPIRE
135	2300779	8/30/2023	CHESTERFIELD	Echo Medical	4	0.72	11	1.93	EMPIRE
136	2300780	8/30/2023	CHESTERFIELD	Service call, other	2	0.55	3	0.8	EMPIRE
137	2300783	8/30/2023	Biscayne	Authorized controlled burning	3	1.82	15	9.75	EMPIRE
138	2300787	8/31/2023	CENTURY	Excessive heat, scorch burns with no ignition	3	1.7	6	3.4	EMPIRE
139	2300789	9/1/2023	170TH	Motor vehicle accident with no injuries.	3	3.28	10	9.98	EMPIRE
140	2300799	9/5/2023	CLAREMONT	Delta Medical	3	0.5	8	1.33	EMPIRE
141	2300811	9/11/2023	CABRILLA	Alpha Medical	2	0.71	5	1.75	EMPIRE
142	2300813	9/12/2023	CHIPPENDALE	Delta Medical	2	0.38	5	1.08	EMPIRE
143	2300814	9/12/2023	CHESTERFIELD	Delta Medical	4	1.78	8	4.28	EMPIRE
144	2300822	9/15/2023	CHIPPENDALE	Motor vehicle accident with no injuries.	4	0.35	6	0.58	EMPIRE
145	2300826	9/16/2023	CENTERFIELD	Delta Medical	3	0.96	6	2.2	EMPIRE
146	2300831	9/17/2023	CHIPPENDALE	Delta Medical	3	0.57	12	2.38	EMPIRE
147	2300842	9/21/2023	160TH	Alarm system sounded due to malfunction	5	1.48	7	2.22	EMPIRE
148	2300863	9/27/2023	CLAYTON	False alarm or false call, other	2	0.6	4	1.2	EMPIRE
149	2300875	10/1/2023	201ST	Delta Medical	3	0.86	12	6.4	EMPIRE
150	2300911	10/11/2023	CLAYTON	Smoke detector activation, no fire - unintentional	2	0.38	3	0.55	EMPIRE
151	2300915	10/13/2023	190th	Motor vehicle accident with injuries	4	0.89	5	1.08	EMPIRE
152	2300920	10/14/2023	220TH	Delta Medical	4	2.51	7	7.9	EMPIRE
153	2300921	10/15/2023	STATION	Breakdown of light ballast	3	1.89	8	5.95	EMPIRE
154	2300931	10/19/2023	210TH	Delta Medical	4	1.19	9	2.7	EMPIRE
155	2300964	10/30/2023	CHIPPENDALE AVE / 194TH	Motor vehicle accident with no injuries.	2	0.69	6	2.1	EMPIRE
156	2300969	10/31/2023	CAMBRIDGE	Gas leak (natural gas or LPG)	1	0.61	3	1.85	EMPIRE
157	2300970	10/31/2023	210TH	Delta Medical	1	0.47	4	1.87	EMPIRE
158	2300978	11/3/2023	205TH	Unauthorized burning	5	1.41	12	3.52	EMPIRE
159	2300983	11/4/2023	205TH	Good intent call, other	2	0.22	4	0.47	EMPIRE
160	2300987	11/5/2023	CHIPPENDALE	Steam, vapor, fog or dust thought to be smoke	4	0.83	9	2.08	EMPIRE
161	2300990	11/5/2023	191ST	Building fire	6	5.81	23	22.18	EMPIRE
162	2300993	11/8/2023	CHESTERFIELD	Delta Medical	1	0.24	4	0.93	EMPIRE
163	2300996	11/9/2023	200TH	Dispatched and cancelled en route	3	0.62	5	1	EMPIRE
164	2301007	11/13/2023	199TH	Delta Medical	3	1.49	9	4.5	EMPIRE
165	2301014	11/16/2023	CLAREMONT	Smoke detector activation, Burnt food	3	0.42	6	0.87	EMPIRE
166	2301026	11/20/2023	CABRILLA	Delta Medical	1	0.73	3	2.2	EMPIRE
167	2301036	11/25/2023	200TH	Echo Medical	6	4.32	18	12.77	EMPIRE
168	2301041	11/26/2023	CALGARY	Delta Medical	4	2.08	13	6.72	EMPIRE
169	2301064	12/3/2023	191ST	Alarm system activation- testing, system being worked on or fire drill	2	0.41	2	0.43	EMPIRE
170	2301068	12/4/2023	205TH	Unauthorized burning	3	0.73	6	1.5	EMPIRE
171	2301069	12/5/2023	CLAYTON	Motor vehicle accident with injuries	5	2.43	8	6.13	EMPIRE
172	2301071	12/5/2023	220TH	Delta Medical	2	0.69	4	1.4	EMPIRE
173	2301079	12/9/2023	CABRILLA	Dispatched and cancelled en route	3	0.87	9	2.98	EMPIRE
174	2301084	12/11/2023	200TH	Assist invalid	2	0.39	6	1.37	EMPIRE
175	2301094	12/13/2023	CALUMET	Delta Medical	2	0.42	8	1.73	EMPIRE
176	2301098	12/15/2023	200TH	Delta Medical	4	2.32	11	5.83	EMPIRE
177	2301100	12/16/2023	CHESTERFIELD	Echo Medical	3	3.43	8	9.87	EMPIRE
178	2301117	12/21/2023	CAMROSE	Smoke detector activation, no fire - unintentional	4	1.53	8	3.07	EMPIRE
179	2300008	1/3/2023	170TH	Arcing, shorted electrical equipment	2	4.72	4	9.4	EMPIRE
180	2300010	1/4/2023	197TH	Arcing, shorted electrical equipment	2	0.56	5	0.88	EMPIRE
181	2300013	1/4/2023	CHIPPENDALE	Alpha Medical	4	2.36	6	3.63	EMPIRE
182	2300023	1/5/2023	160TH	Motor vehicle accident with injuries	4	1.58	7	2.53	EMPIRE
183	2300030	1/7/2023	Chippendale	Good intent call, other	2	0.57	4	1.13	EMPIRE
184	2300038	1/11/2023	CLAYTON	False alarm or false call, other	3	0.93	6	1.85	EMPIRE
185	2300051	1/15/2023	CHIPPENDALE	Off-road vehicle or heavy equipment fire	5	3.12	18	12.28	EMPIRE
186	2300064	1/17/2023	CHIPPENDALE	Delta Medical	2	0.51	7	1.75	EMPIRE
187	2300076	1/20/2023	205TH	Alpha Medical	2	1.35	4	2.68	EMPIRE
188	2300079	1/21/2023	CARMEL	Delta Medical	2	0.54	4	1.07	EMPIRE
189	2300086	1/24/2023	CHIPPENDALE	Alpha Medical	2	0.54	6	2.08	EMPIRE
190	2300088	1/26/2023	CENTURY	Dispatched and cancelled en route	2	0.48	12	2.78	EMPIRE
191	2300150	2/13/2023	170TH	Charlie Medical	3	1.95	4	2.6	EMPIRE
192	2300169	2/17/2023	CHESTERFIELD	Assist invalid	3	1.3	5	2.17	EMPIRE
193	2300173	2/18/2023	CLAYTON	False alarm or false call, other	2	0.91	8	3.6	EMPIRE
194	2300176	2/19/2023	Chippendale	Motor vehicle accident with injuries	3	1.84	4	2.42	EMPIRE

	A	B	C	D	E	F	G	H	I	
195	2300183	2/20/2023	170TH	Delta Medical	4	1.37	11	3.67	EMPIRE	
196	2300190	2/22/2023	CHIPPENDALE	Alarm system sounded due to malfunction	5	0.76	16	2.98	EMPIRE	
197	2300201	2/26/2023	194TH	Chemical spill or leak	6	3.67	20	14.08	EMPIRE	
198	2300202	2/28/2023	CALGARY	Bravo Medical	3	1.02	7	4.2	EMPIRE	
199	2300206	3/1/2023	CLAYTON	False alarm or false call, other	2	1.08	8	4.23	EMPIRE	
200	2300209	3/2/2023	200TH	Delta Medical	3	1.71	6	4.53	EMPIRE	
201										
202	TOTAL CALLS			129	TOTAL HOURS EMPIRE TOWNSHIP		390	182.32	1032	503.3
203										
204										
205	2300109	2/2/2023	GALAXIE	Delta Medical	3	1.36	5	2.25	EUREKA TWP	
206	2300218	3/5/2023	GALAXIE	Delta Medical	3	2.06	5	3.38	EUREKA TWP	
207	2300316	4/9/2023	GALAXIE	Delta Medical	4	1.04	17	3.85	EUREKA TWP	
208	2300401	5/4/2023	225TH	Dispatched and cancelled en route	3	0.54	16	5.02	EUREKA TWP	
209	2300503	6/6/2023	GALAXIE	Delta Medical	3	1.53	5	3.05	EUREKA TWP	
210	2300609	7/9/2023	DENMARK	Bravo Medical	4	2.58	9	5.6	EUREKA TWP	
211	2300619	7/12/2023	280TH	Alarm system sounded due to malfunction	3	0.83	9	4.53	EUREKA TWP	
212	2300700	8/7/2023	255TH	Smoke detector activation, no fire - unintentional	3	0.38	11	1.47	EUREKA TWP	
213	2300828	9/16/2023	GALAXIE	Delta Medical	4	2.56	7	4.43	EUREKA TWP	
214	2300935	10/20/2023	245TH	Delta Medical	4	4.37	9	12.57	EUREKA TWP	
215	2300984	11/4/2023	247TH	Building fire	3	12.84	9	30.98	EUREKA TWP	
216	2301019	11/18/2023	FAIRGREEN	Charlie Medical	1	0.49	3	1.45	EUREKA TWP	
217	2301024	11/19/2023	GRANITE	Delta Medical	3	2.87	8	8.53	EUREKA TWP	
218	2301046	11/27/2023	Denmark	Motor vehicle accident with no injuries.	2	0.78	4	1.7	EUREKA TWP	
219	2301065	12/3/2023	235TH	Delta Medical	4	2.69	11	7.33	EUREKA TWP	
220	2301121	12/23/2023	280TH	Dispatched and cancelled en route	2	0.1	11	0.55	EUREKA TWP	
221	2301128	12/25/2023	CEDAR	Delta Medical	3	1.84	6	3.7	EUREKA TWP	
222										
223	TOTAL CALLS			17	TOTAL HOURS EUREKA TOWNSHIP		52	38.86	145	100.39
224										
225										
226	2300007	1/2/2023	Centennial	Lock-out, Key Box Requested by Police	1	0.16	3	0.45	FARMINGTON	
227	2300074	1/20/2023	8th	Attempted burning, illegal action, other	1	0.32	3	0.95	FARMINGTON	
228	2300001	1/1/2023	ELLINGTON	Delta Medical	2	0.95	2	1.1	FARMINGTON	
229	2300002	1/1/2023	8TH	Bravo Medical	3	1.49	4	1.83	FARMINGTON	
230	2300003	1/1/2023	CHIPPENDALE	Bravo Medical	2	0.55	10	2.83	FARMINGTON	
231	2300004	1/1/2023	11TH	Dispatched and cancelled en route	1	0.29	1	0.28	FARMINGTON	
232	2300005	1/1/2023	WALNUT	Bravo Medical	3	1.27	9	5.75	FARMINGTON	
233	2300006	1/2/2023	MEADOWLARK	Charlie Medical	1	0.23	3	0.7	FARMINGTON	
234	2300009	1/4/2023	HERITAGE	Residential smoke alarm less than 10 years old - No reason for activation	1	0.75	1	0.75	FARMINGTON	
235	2300011	1/4/2023	220th	No incident found on arrival at dispatch address	3	0.41	6	0.4	FARMINGTON	
236	2300012	1/4/2023	EUCLID	Assist police or other governmental agency	2	0.39	8	1.6	FARMINGTON	
237	2300014	1/4/2023	TWIN POND	Carbon monoxide detector activation, no CO	1	0.22	1	0.22	FARMINGTON	
238	2300015	1/4/2023	TWIN POND	Carbon monoxide detector activation, no CO	2	0.39	8	1.6	FARMINGTON	
239	2300016	1/4/2023	TAMARACK	Charlie Medical	3	0.63	10	1.97	FARMINGTON	
240	2300018	1/4/2023	ELM	Charlie Medical	1	0.37	3	1.1	FARMINGTON	
241	2300019	1/4/2023	ELM	Building fire	7	6.16	23	20.92	FARMINGTON	
242	2300020	1/4/2023	200TH	Motor vehicle accident with no injuries.	2	0.32	4	0.67	FARMINGTON	
243	2300021	1/4/2023	200TH	Dispatched and cancelled en route	1	0.11	3	0.35	FARMINGTON	
244	2300022	1/5/2023	209TH	Charlie Medical	3	2.05	9	4.93	FARMINGTON	
245	2300024	1/5/2023	DENMARK	Alpha Medical	1	0.46	3	1.4	FARMINGTON	
246	2300025	1/6/2023	HERITAGE	Delta Medical	2	0.78	4	1.53	FARMINGTON	
247	2300026	1/7/2023	192ND	Delta Medical	4	0.86	6	2.63	FARMINGTON	
248	2300027	1/7/2023	AKIN	Alarm system activation, no fire - unintentional	4	0.6	14	2.1	FARMINGTON	
249	2300028	1/7/2023	SPRUCE	Cooking fire, confined to container	3	1.11	5	1.85	FARMINGTON	
250	2300029	1/7/2023	ELM	Smoke scare, odor of smoke	5	1.33	14	3.93	FARMINGTON	
251	2300031	1/9/2023	EUCLID	Bravo Medical	2	0.42	11	2.38	FARMINGTON	
252	2300032	1/9/2023	SPRUCE	No incident found on arrival at dispatch address	4	0.87	5	1.08	FARMINGTON	
253	2300034	1/10/2023	EMBERS	Bravo Medical	2	0.73	6	2.2	FARMINGTON	
254	2300035	1/10/2023	EXECUTIVE	Delta Medical	2	0.82	6	2.5	FARMINGTON	
255	2300036	1/10/2023	213TH	Charlie Medical	2	0.49	4	0.25	FARMINGTON	
256	2300037	1/10/2023	5th	Motor vehicle accident with injuries	3	0.41	6	0.45	FARMINGTON	
257	2300039	1/11/2023	ROBIN	Gas leak (natural gas or LPG)	3	1.5	7	3.63	FARMINGTON	
258	2300040	1/12/2023	MEADOWLARK	Delta Medical	3	0.51	11	1.83	FARMINGTON	
259	2300041	1/12/2023	12TH	Delta Medical	3	1.78	10	5.87	FARMINGTON	
260	2300043	1/12/2023	EMPIRE	Bravo Medical	2	0.39	4	0.8	FARMINGTON	
261	2300044	1/12/2023	EVENSONG	Building fire	10	5.46	30	14.83	FARMINGTON	
262	2300045	1/13/2023	SPRUCE	Service call, other	2	0.94	2	1.07	FARMINGTON	
263	2300046	1/13/2023	208TH	Delta Medical	3	0.72	12	2.95	FARMINGTON	
264	2300048	1/13/2023	PINE	Dispatched and cancelled en route	1	0.09	1	0.08	FARMINGTON	
265	2300049	1/14/2023	MEADOWLARK	Alpha Medical	1	0.29	3	0.85	FARMINGTON	
266	2300050	1/15/2023	ECHO	Alarm system activation, no fire - unintentional	3	0.45	13	1.95	FARMINGTON	
267	2300052	1/15/2023	EUCLID	Gas leak (natural gas or LPG)	3	1.2	10	4	FARMINGTON	
268	2300053	1/15/2023	TWIN POND	Delta Medical	3	1.64	12	6.6	FARMINGTON	
269	2300054	1/16/2023	LOCUST	Gas leak (natural gas or LPG)	3	0.93	7	2.12	FARMINGTON	
270	2300055	1/16/2023	ELM	Charlie Medical	2	0.39	3	0.6	FARMINGTON	
271	2300056	1/16/2023	LANGFORD	HazMat release investigation w/no HazMat	3	1.96	13	8.45	FARMINGTON	
272	2300057	1/16/2023	SPRUCE	Gas leak (natural gas or LPG)	3	2.03	9	6.15	FARMINGTON	
273	2300058	1/17/2023	EXPORT	Delta Medical	3	2.14	8	7.48	FARMINGTON	
274	2300060	1/17/2023	MEADOWLARK	Delta Medical	2	0.66	6	2	FARMINGTON	
275	2300061	1/17/2023	198TH	Carbon monoxide detector activation, no CO	1	0.15	1	0.15	FARMINGTON	
276	2300062	1/17/2023	1ST	Delta Medical	2	0.86	5	0.43	FARMINGTON	
277	2300065	1/18/2023	ELM	Unauthorized burning	1	0.11	1	0.1	FARMINGTON	
278	2300066	1/18/2023	7TH	Bravo Medical	4	0.87	9	1.88	FARMINGTON	
279	2300067	1/18/2023	8TH	Bravo Medical	2	0.32	4	0.67	FARMINGTON	
280	2300068	1/19/2023	DULUTH	Delta Medical	2	0.56	4	2.13	FARMINGTON	
281	2300069	1/19/2023	EUCLID	Delta Medical	3	1.06	13	7.55	FARMINGTON	
282	2300070	1/19/2023	OAK	Bravo Medical	1	0.48	3	1.45	FARMINGTON	
283	2300071	1/19/2023	KNUTSEN	Delta Medical	2	0.85	6	2.6	FARMINGTON	
284	2300072	1/20/2023	SPRUCE	Alpha Medical	4	1.6	6	2.97	FARMINGTON	
285	2300073	1/20/2023	EASTVIEW	Charlie Medical	3	1.25	10	4.2	FARMINGTON	
286	2300075	1/20/2023	ELM	Bravo Medical	2	0.35	4	0.67	FARMINGTON	
287	2300077	1/21/2023	8TH	Delta Medical	3	0.77	9	2.3	FARMINGTON	
288	2300078	1/21/2023	SPRUCE	Delta Medical	3	1.18	5	2	FARMINGTON	
289	2300080	1/22/2023	DENMARK	Delta Medical	3	1.74	11	6.17	FARMINGTON	
290	2300081	1/23/2023	EUCLID	Bravo Medical	3	0.32	11	1.1	FARMINGTON	
291	2300082	1/23/2023	9TH	Charlie Medical	3	1.05	7	2.8	FARMINGTON	

	A	B	C	D	E	F	G	H	I
292	2300083	1/23/2023	LARCH	Carbon monoxide detector activation, no CO	3	0.69	3	0.7	FARMINGTON
293	2300084	1/24/2023	11TH	Delta Medical	3	1.58	8	4.27	FARMINGTON
294	2300085	1/24/2023	DAWSON	Dispatched and cancelled en route	2	0.35	10	2.1	FARMINGTON
295	2300087	1/25/2023	LOWER 182ND	Charlie Medical	2	0.79	6	2.4	FARMINGTON
296	2300089	1/26/2023	PINE	Delta Medical	3	1.69	7	3.97	FARMINGTON
297	2300091	1/27/2023	EASTVIEW	Dispatched and cancelled en route	2	0.2	7	0.7	FARMINGTON
298	2300093	1/27/2023	4TH	Alarm system sounded due to malfunction	3	0.75	14	3.48	FARMINGTON
299	2300094	1/27/2023	EVEREST	Delta Medical	2	0.45	4	0.87	FARMINGTON
300	2300095	1/28/2023	DENMARK	Bravo Medical	2	0.92	13	5.85	FARMINGTON
301	2300096	1/28/2023	WALNUT	Delta Medical	3	1.29	14	5.82	FARMINGTON
302	2300101	1/29/2023	EMBERS	Charlie Medical	3	0.89	12	3.45	FARMINGTON
303	2300103	1/30/2023	12TH	Delta Medical	3	1.09	14	5.13	FARMINGTON
304	2300104	1/30/2023	190TH	Delta Medical	2	0.82	9	3.6	FARMINGTON
305	2300105	1/30/2023	TAMARACK	Gas leak (natural gas or LPG)	4	1.97	10	4.87	FARMINGTON
306	2300106	1/31/2023	DEERBROOKE	Gas leak (natural gas or LPG)	2	0.55	5	1.42	FARMINGTON
307	2300107	1/31/2023	220TH	Delta Medical	2	0.58	4	1.13	FARMINGTON
308	2300108	2/1/2023	MAPLE	Delta Medical	3	2.11	7	4.9	FARMINGTON
309	2300110	2/2/2023	ENGLISH	Residential smoke alarm - Low battery chirp	3	0.58	9	1.75	FARMINGTON
310	2300111	2/2/2023	OAK	Residential smoke alarm older than 10 years old - No reason for activation	3	1.5	17	8.62	FARMINGTON
311	2300112	2/2/2023	EUCLID	Bravo Medical	2	0.74	5	1.85	FARMINGTON
312	2300113	2/3/2023	206TH	Residential smoke alarm older than 10 years old - No reason for activation	2	0.45	6	1.32	FARMINGTON
313	2300114	2/3/2023	213TH	Bravo Medical	2	0.51	10	1.58	FARMINGTON
314	2300115	2/3/2023	DENMARK	Charlie Medical	3	1	10	5.33	FARMINGTON
315	2300116	2/3/2023	FLAGSTAFF	Delta Medical	5	1.55	15	4.68	FARMINGTON
316	2300117	2/3/2023	EXCALIBUR	Delta Medical	2	0.37	4	0.75	FARMINGTON
317	2300118	2/3/2023	ESCALADE	Carbon monoxide detector activation, no CO	1	0.23	1	0.23	FARMINGTON
318	2300119	2/4/2023	CYPRESS	Delta Medical	3	1.12	8	2.93	FARMINGTON
319	2300120	2/4/2023	8TH	Delta Medical	3	1.19	11	4.4	FARMINGTON
320	2300121	2/5/2023	MAIN	Delta Medical	3	1.62	13	6.93	FARMINGTON
321	2300122	2/5/2023	ELKWOOD	Delta Medical	3	0.8	8	2.13	FARMINGTON
322	2300123	2/6/2023	212TH	Sprinkler System Being Worked On	2	0.52	9	2.4	FARMINGTON
323	2300124	2/7/2023	ORIOLE	Dispatched and cancelled en route	3	0.37	9	1.13	FARMINGTON
324	2300125	2/7/2023	DENMARK	Alpha Medical	3	1.72	4	2.3	FARMINGTON
325	2300126	2/7/2023	208TH	Delta Medical	4	0.5	7	1.25	FARMINGTON
326	2300127	2/7/2023	ESTATE	Bravo Medical	1	0.23	3	0.7	FARMINGTON
327	2300128	2/7/2023	6TH	Charlie Medical	1	0.29	4	1.13	FARMINGTON
328	2300129	2/7/2023	EVENSONG	Alpha Medical	1	0.33	4	1.33	FARMINGTON
329	2300130	2/8/2023	192ND	Delta Medical	3	0.63	11	2.33	FARMINGTON
330	2300131	2/8/2023	195TH	Dispatched and cancelled en route	1	0.25	9	2.27	FARMINGTON
331	2300132	2/8/2023	SPRUCE	Delta Medical	4	1.45	5	1.83	FARMINGTON
332	2300133	2/8/2023	12TH	Delta Medical	1	0.74	4	3	FARMINGTON
333	2300134	2/9/2023	CHIPPENDALE	Delta Medical	3	2.09	7	4.88	FARMINGTON
334	2300135	2/9/2023	SPRUCE	Delta Medical	3	0.94	12	5.63	FARMINGTON
335	2300136	2/9/2023	ENGLEWOOD	Smoke detector activation, Burnt food	4	0.51	11	1.4	FARMINGTON
336	2300137	2/10/2023	185TH	Charlie Medical	3	0.74	8	2	FARMINGTON
337	2300138	2/10/2023	HONEYSUCKLE	Assist invalid	2	1	4	2	FARMINGTON
338	2300139	2/10/2023	212th	Motor vehicle accident with injuries	3	3.34	11	12.28	FARMINGTON
339	2300140	2/10/2023	SPRUCE	Assist police or other governmental agency	1	0.06	1	0.07	FARMINGTON
340	2300141	2/10/2023	OAK	No incident found on arrival at dispatch address	1	0.27	1	0.27	FARMINGTON
341	2300142	2/10/2023	EUCLID	Delta Medical	2	0.64	4	1.28	FARMINGTON
342	2300143	2/10/2023	212TH	Delta Medical	3	1.53	11	5.68	FARMINGTON
343	2300144	2/11/2023	ELM	Delta Medical	3	1.72	12	6.8	FARMINGTON
344	2300146	2/11/2023	EASTVIEW	Charlie Medical	1	0.72	3	2.15	FARMINGTON
345	2300147	2/11/2023	CAPRI	Alarm system activation, no fire - unintentional	2	0.3	4	0.6	FARMINGTON
346	2300148	2/11/2023	ABBAY	Delta Medical	2	0.48	4	1	FARMINGTON
347	2300149	2/12/2023	8TH	Alpha Medical	3	1.87	6	3.7	FARMINGTON
348	2300151	2/13/2023	HICKORY	Delta Medical	3	2.06	9	5.98	FARMINGTON
349	2300152	2/13/2023	13TH	HazMat release investigation w/no HazMat	2	0.43	5	1.08	FARMINGTON
350	2300153	2/13/2023	UPPER 183RD	Building fire	9	9.15	29	29.55	FARMINGTON
351	2300154	2/13/2023	8TH	Bravo Medical	3	1.24	9	3.75	FARMINGTON
352	2300155	2/14/2023	8TH	Delta Medical	3	0.99	6	1.95	FARMINGTON
353	2300156	2/14/2023	EMPIRE	Bravo Medical	1	0.34	5	1.75	FARMINGTON
354	2300157	2/14/2023	4TH	Detector activation, no fire - unintentional	4	2.27	12	6.45	FARMINGTON
355	2300158	2/14/2023	PINE	Echo Medical	3	3.17	9	11.37	FARMINGTON
356	2300159	2/15/2023	OAK	Delta Medical	3	1.25	7	2.92	FARMINGTON
357	2300160	2/15/2023	3RD	Alpha Medical	3	2.23	4	2.97	FARMINGTON
358	2300161	2/15/2023	DEERBROOKE	Unintentional transmission of alarm, other	1	0.54	4	2.13	FARMINGTON
359	2300162	2/15/2023	3RD	Charlie Medical	2	1.52	4	3.07	FARMINGTON
360	2300163	2/16/2023	ECHO	Residential smoke alarm less than 10 years old - No reason for activation	3	2.14	8	5.68	FARMINGTON
361	2300164	2/16/2023	183RD	Delta Medical	3	0.75	8	2.77	FARMINGTON
362	2300165	2/16/2023	206TH	Delta Medical	2	0.24	6	0.7	FARMINGTON
363	2300166	2/16/2023	EUCLID	Smoke detector activation, no fire - unintentional	5	2.68	16	8.48	FARMINGTON
364	2300167	2/17/2023	EUCLID	Dispatched and cancelled en route	1	0.1	1	0.1	FARMINGTON
365	2300168	2/17/2023	DUBLIN	Delta Medical	3	0.56	11	4.52	FARMINGTON
366	2300170	2/17/2023	OAK	Bravo Medical	1	0.12	1	0.12	FARMINGTON
367	2300171	2/17/2023	Pilot Knob	Dispatched and cancelled en route	2	0.15	4	0.12	FARMINGTON
368	2300172	2/17/2023	ASPEN	Good intent call, other	2	0.62	4	1.23	FARMINGTON
369	2300174	2/18/2023	3RD	Charlie Medical	3	1.13	12	4.53	FARMINGTON
370	2300175	2/18/2023	213TH	Charlie Medical	3	1.67	13	8.65	FARMINGTON
371	2300177	2/19/2023	CATALINA	Building fire	10	24.31	29	68.6	FARMINGTON
372	2300178	2/19/2023	ELM	Bravo Medical	3	1.4	7	4.2	FARMINGTON
373	2300179	2/19/2023	WILLOW	Bravo Medical	3	2.09	11	7.7	FARMINGTON
374	2300180	2/20/2023	ELM	Outside rubbish fire, other	8	9.43	14	15.1	FARMINGTON
375	2300181	2/20/2023	ECHO	Delta Medical	3	1.59	13	6.92	FARMINGTON
376	2300182	2/20/2023	PILOT KNOB	Motor vehicle accident with injuries	6	4.67	13	11.77	FARMINGTON
377	2300184	2/21/2023	DENMARK	Charlie Medical	2	0.99	6	3	FARMINGTON
378	2300185	2/21/2023	CANARY	Bravo Medical	1	0.56	4	2.2	FARMINGTON
379	2300186	2/21/2023	ELM	Delta Medical	1	0.23	3	0.7	FARMINGTON
380	2300187	2/21/2023	HERITAGE	Alpha Medical	1	0.66	3	2	FARMINGTON
381	2300188	2/21/2023	HONEYSUCKLE	Alpha Medical	2	1.33	15	10	FARMINGTON
382	2300189	2/22/2023	MEADOWLARK	Carbon monoxide detector activation, no CO (End of Life)	3	0.68	11	2.5	FARMINGTON
383	2300191	2/22/2023	ELKRIDGE	HazMat release investigation w/no HazMat	3	1.05	9	3.15	FARMINGTON
384	2300192	2/22/2023	WALNUT	Delta Medical	2	1.11	6	3.3	FARMINGTON
385	2300193	2/23/2023	ESCORT	Bravo Medical	1	0.16	3	0.5	FARMINGTON
386	2300194	2/24/2023	FLAGSTAFF	Motor vehicle accident with no injuries.	6	2.34	12	8.07	FARMINGTON
387	2300195	2/24/2023	8TH	Delta Medical	3	1.49	5	2.5	FARMINGTON
388	2300196	2/24/2023	ESCALADE	Residential smoke alarm older than 10 years old - No reason for activation	3	1.96	5	3.23	FARMINGTON

	A	B	C	D	E	F	G	H	I
389	2300197	2/25/2023	HONEYSUCKLE	Alpha Medical		3	1.72	3	1.4 FARMINGTON
390	2300198	2/26/2023	EMBLEM	Dispatched and cancelled en route		2	0.17	8	0.62 FARMINGTON
391	2300200	2/26/2023	HONEYSUCKLE	Charlie Medical		3	2.18	10	8.52 FARMINGTON
392	2300203	2/28/2023	CYPRESS	Charlie Medical		3	1.24	5	2.08 FARMINGTON
393	2300204	2/28/2023	CANTON	Delta Medical		3	2.43	7	5.3 FARMINGTON
394	2300205	2/28/2023	PILOT KNOB	Alpha Medical		1	0.13	4	0.53 FARMINGTON
395	2300207	3/1/2023	8TH	Delta Medical		3	2.55	11	9.43 FARMINGTON
396	2300208	3/2/2023	CHIPPENDALE	Bravo Medical		3	0.61	4	1.3 FARMINGTON
397	2300210	3/2/2023	SPRUCE	Alpha Medical		2	0.79	4	2.55 FARMINGTON
398	2300211	3/2/2023	WESTDEL	Alpha Medical		2	0.37	15	2.75 FARMINGTON
399	2300212	3/3/2023	CAMBRIDGE	Bravo Medical		2	0.48	5	1.13 FARMINGTON
400	2300213	3/3/2023	CANTREL	Charlie Medical		2	0.45	4	0.93 FARMINGTON
401	2300214	3/3/2023	DUNBAR	Bravo Medical		2	0.31	4	0.6 FARMINGTON
402	2300215	3/4/2023	UPPER 183RD	Alpha Medical		3	1	5	1.58 FARMINGTON
403	2300216	3/4/2023	HONEYSUCKLE	Alpha Medical		3	1.69	8	3.85 FARMINGTON
404	2300217	3/4/2023	SPRUCE	Service call, other		1	0.94	1	0.82 FARMINGTON
405	2300220	3/5/2023	SPRUCE	Bravo Medical		2	0.94	8	3.73 FARMINGTON
406	2300221	3/5/2023	193RD	Delta Medical		3	1.74	15	8.72 FARMINGTON
407	2300222	3/5/2023	EMBERS	Hazardous condition, other		3	3.78	7	8.23 FARMINGTON
408	2300223	3/6/2023	WILLOW	Delta Medical		3	0.87	3	0.85 FARMINGTON
409	2300224	3/6/2023	Flagstaff	Motor vehicle accident with injuries		4	3.05	11	8.02 FARMINGTON
410	2300225	3/6/2023	ASH	Bravo Medical		2	0.88	6	2.6 FARMINGTON
411	2300226	3/6/2023	ELM	Delta Medical		3	1.12	7	2.55 FARMINGTON
412	2300227	3/7/2023	ESTATE	Delta Medical		3	1.34	9	4.05 FARMINGTON
413	2300228	3/7/2023	ERICKSON	CO detector activation due to malfunction		1	0.2	1	0.2 FARMINGTON
414	2300229	3/7/2023	LINDEN	Dispatched and cancelled en route		1	0.02	3	0.05 FARMINGTON
415	2300230	3/7/2023	WESTLYN	Charlie Medical		2	0.85	6	2.6 FARMINGTON
416	2300231	3/8/2023	4TH	Charlie Medical		3	1.2	7	2.58 FARMINGTON
417	2300232	3/8/2023	2ND	Delta Medical		3	0.73	7	1.65 FARMINGTON
418	2300233	3/8/2023	WILLOW	Delta Medical		3	0.77	15	3.75 FARMINGTON
419	2300234	3/8/2023	WALNUT	Delta Medical		2	0.61	5	1.47 FARMINGTON
420	2300235	3/9/2023	PILOT KNOB	Gas leak (natural gas or LPG)		3	0.93	8	2.33 FARMINGTON
421	2300237	3/10/2023	EATON	Delta Medical		3	0.92	10	3 FARMINGTON
422	2300238	3/10/2023	CENTENNIAL	Delta Medical		2	0.86	4	1.73 FARMINGTON
423	2300239	3/11/2023	DENMARK	Charlie Medical		2	0.72	4	1.38 FARMINGTON
424	2300241	3/11/2023	SPRUCE	Charlie Medical		2	1.24	4	1.85 FARMINGTON
425	2300243	3/12/2023	LINDEN	Bravo Medical		3	1.13	11	3.63 FARMINGTON
426	2300244	3/12/2023	209TH	Smoke detector activation, Burnt food		3	0.47	12	1.9 FARMINGTON
427	2300245	3/12/2023	EVEREST	Charlie Medical		4	1.96	14	7.58 FARMINGTON
428	2300246	3/13/2023	FLAGSTAFF	Bravo Medical		4	1.78	8	3.43 FARMINGTON
429	2300247	3/14/2023	ELGIN	Echo Medical		5	4.3	14	14.67 FARMINGTON
430	2300248	3/14/2023	Chippendale	Bravo Medical		1	0.29	4	1.2 FARMINGTON
431	2300249	3/15/2023	DENMARK	Delta Medical		3	1.77	5	2.6 FARMINGTON
432	2300250	3/15/2023	TAMARACK	Residential smoke alarm older than 10 years old - No reason for activation		2	1.03	4	2.12 FARMINGTON
433	2300251	3/15/2023	ECHO	Bravo Medical		4	2.07	11	5.62 FARMINGTON
434	2300252	3/16/2023	CENTENNIAL	Bravo Medical		3	1.51	8	3.95 FARMINGTON
435	2300253	3/16/2023	HERITAGE	Dispatched and cancelled en route		4	1.23	10	1.92 FARMINGTON
436	2300254	3/16/2023	192ND	HazMat release investigation w/no HazMat		2	0.9	4	1.8 FARMINGTON
437	2300256	3/17/2023	LANGFORD	Building fire		6	3.97	17	10.57 FARMINGTON
438	2300258	3/17/2023	CYPRESS	Charlie Medical		2	0.71	4	1.4 FARMINGTON
439	2300259	3/19/2023	EUCLID	Charlie Medical		4	4.32	12	11.88 FARMINGTON
440	2300260	3/19/2023	183RD	Cooking fire, confined to container		7	6.41	14	13.33 FARMINGTON
441	2300261	3/19/2023	DUSHANE	Overheated motor		4	3.12	12	9.18 FARMINGTON
442	2300263	3/20/2023	9TH	Charlie Medical		3	1.17	10	3.83 FARMINGTON
443	2300264	3/20/2023	3RD	Delta Medical		3	3.55	8	9.47 FARMINGTON
444	2300265	3/21/2023	HONEYSUCKLE	Alpha Medical		3	0.82	11	3.02 FARMINGTON
445	2300266	3/21/2023	CENTENNIAL	Delta Medical		2	0.93	4	1.87 FARMINGTON
446	2300267	3/21/2023	3RD	Delta Medical		3	0.9	11	3.22 FARMINGTON
447	2300270	3/22/2023	EMBERS	Carbon monoxide detector activation, no CO		3	1.2	9	3.57 FARMINGTON
448	2300271	3/23/2023	SPRUCE	Alpha Medical		2	0.65	5	1.67 FARMINGTON
449	2300272	3/24/2023	6TH	Delta Medical		3	1.84	6	3.7 FARMINGTON
450	2300273	3/24/2023	183RD	Dispatched and cancelled en route		3	0.43	14	2.07 FARMINGTON
451	2300275	3/24/2023	ENGLISH	Bravo Medical		3	0.97	6	2.58 FARMINGTON
452	2300276	3/25/2023	DENMARK	Delta Medical		4	1.66	14	5.8 FARMINGTON
453	2300277	3/25/2023	213TH	Bravo Medical		4	1.56	13	4.98 FARMINGTON
454	2300278	3/25/2023	8TH	Delta Medical		4	0.98	14	3.48 FARMINGTON
455	2300280	3/26/2023	11TH	Smoke detector activation, Burnt food		3	0.51	12	2.15 FARMINGTON
456	2300281	3/27/2023	CHIPPENDALE	Delta Medical		3	1	7	2.27 FARMINGTON
457	2300282	3/27/2023	WILLOW	Delta Medical		3	0.81	7	1.87 FARMINGTON
458	2300285	3/28/2023	213TH	Delta Medical		3	0.98	5	2.67 FARMINGTON
459	2300286	3/28/2023	DUSHANE	Bravo Medical		3	1.24	8	3.27 FARMINGTON
460	2300287	3/28/2023	Upper 183rd	Motor vehicle accident with injuries		3	1.49	5	2.08 FARMINGTON
461	2300288	3/29/2023	HICKORY	Delta Medical		4	1.34	11	3.7 FARMINGTON
462	2300289	3/29/2023	MAIN	Carbon monoxide detector activation, no CO		1	0.18	1	0.17 FARMINGTON
463	2300290	3/29/2023	DUNBAR	Residential smoke alarm older than 10 years old - No reason for activation		3	0.46	8	1.05 FARMINGTON
464	2300291	3/29/2023	13TH	Alpha Medical		3	1.01	11	3.7 FARMINGTON
465	2300292	3/31/2023	HONEYSUCKLE	Bravo Medical		3	1.2	7	2.75 FARMINGTON
466	2300293	3/31/2023	GOLDFINCH	Charlie Medical		3	0.27	5	0.42 FARMINGTON
467	2300297	4/1/2023	3RD	Charlie Medical		4	1.68	10	3.12 FARMINGTON
468	2300298	4/1/2023	PILOT KNOB	Public service		4	1.78	10	5.17 FARMINGTON
469	2300299	4/1/2023	COTTAGE	Charlie Medical		4	2.56	11	6.92 FARMINGTON
470	2300300	4/1/2023	180TH	Carbon monoxide incident		1	0.27	1	0.27 FARMINGTON
471	2300301	4/2/2023	HONEYSUCKLE	Alpha Medical		3	0.76	10	2.42 FARMINGTON
472	2300302	4/3/2023	FLANDERS	Carbon monoxide incident		1	1.14	1	1.15 FARMINGTON
473	2300303	4/3/2023	DUSHANE	Delta Medical		3	3.01	7	6.93 FARMINGTON
474	2300304	4/4/2023	EMERALD	Delta Medical		2	0.79	6	2.4 FARMINGTON
475	2300306	4/4/2023	EUCLID	Delta Medical		3	1.27	11	3.67 FARMINGTON
476	2300307	4/4/2023	2ND	Delta Medical		3	2.25	9	6.75 FARMINGTON
477	2300308	4/5/2023	ESTES	Charlie Medical		3	0.36	12	1.73 FARMINGTON
478	2300309	4/5/2023	DENMARK	Echo Medical		5	1.54	11	3.27 FARMINGTON
479	2300311	4/5/2023	EMBRY	Carbon monoxide detector activation, no CO (End of Life)		1	0.25	1	0.25 FARMINGTON
480	2300312	4/6/2023	4TH	Bravo Medical		2	0.1	11	0.53 FARMINGTON
481	2300313	4/6/2023	193RD	Carbon monoxide detector activation, no CO		1	0.26	1	0.27 FARMINGTON
482	2300315	4/8/2023	EXLEY	Motor vehicle accident with no injuries.		3	0.76	5	1.25 FARMINGTON
483	2300317	4/9/2023	WALNUT	Echo Medical		5	3.62	18	12.57 FARMINGTON
484	2300318	4/9/2023	DENMARK	Delta Medical		2	0.48	18	4.48 FARMINGTON
485	2300319	4/9/2023	200TH	Smoke detector activation, Burnt food		4	0.53	9	1.15 FARMINGTON

	A	B	C	D	E	F	G	H	I
486	2300321	4/10/2023	190TH	Bravo Medical	1	0.39	4	1.6	FARMINGTON
487	2300322	4/10/2023	183RD	Bravo Medical	2	0.3	7	1.05	FARMINGTON
488	2300323	4/11/2023	8TH	Delta Medical	1	0.24	5	1.25	FARMINGTON
489	2300324	4/11/2023	Elm	Motor vehicle accident with injuries	3	0.95	16	5.07	FARMINGTON
490	2300325	4/12/2023	HONEYSUCKLE	Alpha Medical	3	1.04	9	3.37	FARMINGTON
491	2300326	4/12/2023	PILOT KNOB	Bravo Medical	2	0.28	6	0.8	FARMINGTON
492	2300328	4/12/2023	EASTVIEW	Bravo Medical	2	1.43	6	4.3	FARMINGTON
493	2300329	4/12/2023	DENMARK	Dry Sprinkler valve activation - no water flowing or leaking	5	2.42	17	8.23	FARMINGTON
494	2300330	4/12/2023	ELM	Smoke scare, odor of smoke	3	2.66	11	9.67	FARMINGTON
495	2300331	4/13/2023	DUSHANE	Echo Medical	4	1.08	14	3.48	FARMINGTON
496	2300332	4/13/2023	ELM	Municipal alarm system, malicious false alarm	4	0.42	21	2.52	FARMINGTON
497	2300333	4/13/2023	ERICKSON	Residential smoke alarm older than 10 years old - No reason for activation	2	0.5	5	1.03	FARMINGTON
498	2300334	4/13/2023	CENTENNIAL	Bravo Medical	1	0.57	5	2.83	FARMINGTON
499	2300335	4/14/2023	DUSHANE	Dispatched and cancelled en route	2	0.34	10	1.67	FARMINGTON
500	2300337	4/14/2023	EUCLID	Charlie Medical	3	0.62	9	1.78	FARMINGTON
501	2300338	4/14/2023	OAK	Unauthorized burning	1	0.18	1	0.18	FARMINGTON
502	2300339	4/14/2023	ELM	Delta Medical	1	0.55	3	1.65	FARMINGTON
503	2300340	4/14/2023	EUCLID	CO detector activation due to malfunction	1	0.48	3	1.45	FARMINGTON
504	2300341	4/15/2023	TWIN POND	Delta Medical	3	1.64	10	5.5	FARMINGTON
505	2300343	4/16/2023	FAIRVIEW	Bravo Medical	4	2.41	13	7.53	FARMINGTON
506	2300344	4/16/2023	FLAGSTAFF	Charlie Medical	4	1.22	15	4.47	FARMINGTON
507	2300345	4/16/2023	DUSHANE	Delta Medical	4	2.25	12	6.8	FARMINGTON
508	2300346	4/16/2023	ENGLISH	Echo Medical	4	2.91	17	12.23	FARMINGTON
509	2300347	4/17/2023	PINE	Charlie Medical	1	0.44	6	2.7	FARMINGTON
510	2300348	4/18/2023	EXCALIBUR	Bravo Medical	3	2.01	12	7.87	FARMINGTON
511	2300349	4/18/2023	EMBERS	Building fire	7	3.96	13	8.08	FARMINGTON
512	2300351	4/19/2023	6th	Motor vehicle accident with no injuries.	3	1.25	11	4.55	FARMINGTON
513	2300352	4/19/2023	UPPER 210TH	Alarm system activation, no fire - unintentional	3	0.55	7	1.23	FARMINGTON
514	2300353	4/19/2023	EVEREST	Alpha Medical	3	0.5	7	1.17	FARMINGTON
515	2300354	4/19/2023	FAIRVIEW	Delta Medical	3	1.18	7	2.73	FARMINGTON
516	2300355	4/19/2023	HEATHROW	Delta Medical	3	0.59	8	2.48	FARMINGTON
517	2300356	4/21/2023	ECHO	Alarm system sounded due to malfunction	2	0.36	8	1.4	FARMINGTON
518	2300357	4/21/2023	11TH	Charlie Medical	3	0.83	10	3.58	FARMINGTON
519	2300358	4/21/2023	195TH	Charlie Medical	2	0.81	4	1.57	FARMINGTON
520	2300359	4/21/2023	SPRUCE	Delta Medical	3	1.03	9	2.95	FARMINGTON
521	2300360	4/22/2023	BRISTOL	Heat from short circuit (wiring), defective/worn	7	1.56	23	4.8	FARMINGTON
522	2300361	4/22/2023	1ST	Building fire	9	56.3	23	136.7	FARMINGTON
523	2300362	4/23/2023	EASTON	Alarm system activation- testing, system being worked on or fire drill	2	0.31	15	2.8	FARMINGTON
524	2300364	4/24/2023	SUNNYSIDE	Delta Medical	3	1.89	8	4.75	FARMINGTON
525	2300365	4/24/2023	EXECUTIVE	Echo Medical	4	1.82	9	4.05	FARMINGTON
526	2300366	4/25/2023	WESTDEL	Delta Medical	2	0.58	6	1.7	FARMINGTON
527	2300367	4/25/2023	ENGLISH	Delta Medical	3	2.02	8	4.67	FARMINGTON
528	2300368	4/26/2023	WESTDEL	Delta Medical	3	1.71	8	3.53	FARMINGTON
529	2300370	4/26/2023	6TH	Carbon monoxide detector activation, no CO	3	0.77	5	1.53	FARMINGTON
530	2300371	4/26/2023	SPRUCE	Charlie Medical	3	1.21	8	3.17	FARMINGTON
531	2300372	4/26/2023	198TH	Delta Medical	4	2.51	19	11.98	FARMINGTON
532	2300373	4/27/2023	HICKORY	Delta Medical	5	2.14	11	4.42	FARMINGTON
533	2300374	4/27/2023	EMBRY	Carbon monoxide detector activation, no CO	2	0.66	4	1.33	FARMINGTON
534	2300375	4/27/2023	HIGHLAND	Echo Medical	5	5.24	14	13.27	FARMINGTON
535	2300377	4/27/2023	183RD	Alarm system activation- testing, system being worked on or fire drill	3	1.19	7	1.8	FARMINGTON
536	2300378	4/28/2023	UPPER 210TH	Alarm system activation, no fire - unintentional	4	0.76	16	5.1	FARMINGTON
537	2300379	4/29/2023	ESTES	Charlie Medical	2	0.49	6	1.5	FARMINGTON
538	2300380	4/29/2023	8TH	Charlie Medical	3	1.58	7	3.68	FARMINGTON
539	2300382	4/29/2023	EAVES	Authorized controlled burning	3	0.45	7	1.05	FARMINGTON
540	2300383	4/29/2023	ELM	Delta Medical	3	2.35	10	7.78	FARMINGTON
541	2300386	5/1/2023	HICKORY	Charlie Medical	3	1.73	8	4.67	FARMINGTON
542	2300387	5/1/2023	8TH	Good intent call, other	3	0.67	8	2.45	FARMINGTON
543	2300389	5/1/2023	LOWER 182ND	Dispatched and cancelled en route	3	0.36	6	0.65	FARMINGTON
544	2300390	5/2/2023	EXCELSIOR	Delta Medical	1	0.15	4	0.6	FARMINGTON
545	2300391	5/2/2023	DENMARK	Charlie Medical	2	0.59	4	1.48	FARMINGTON
546	2300392	5/2/2023	LOWER 182ND	Natural vegetation fire, other	3	0.66	9	1.93	FARMINGTON
547	2300394	5/2/2023	EXCALIBUR	Bravo Medical	2	0.69	5	1.75	FARMINGTON
548	2300395	5/2/2023	EMPIRE	Alpha Medical	1	0.29	5	1.42	FARMINGTON
549	2300396	5/3/2023	CANARY	Delta Medical	2	0.54	6	1.57	FARMINGTON
550	2300397	5/3/2023	3RD	Charlie Medical	2	0.53	6	1.55	FARMINGTON
551	2300398	5/3/2023	ERIN	Charlie Medical	1	0.39	5	2	FARMINGTON
552	2300399	5/3/2023	EASTVIEW	Delta Medical	4	2.68	14	9.17	FARMINGTON
553	2300400	5/4/2023	DENMARK	Bravo Medical	3	1.02	7	2.4	FARMINGTON
554	2300402	5/4/2023	211TH	No incident found on arrival at dispatch address	2	0.82	6	1.23	FARMINGTON
555	2300403	5/4/2023	193RD	No incident found on arrival at dispatch address	1	0.46	5	2.33	FARMINGTON
556	2300404	5/5/2023	DENALI	Charlie Medical	2	1.15	7	3.52	FARMINGTON
557	2300405	5/5/2023	SPRUCE	Alpha Medical	2	0.68	4	1.33	FARMINGTON
558	2300406	5/5/2023	EUCLID	Delta Medical	2	0.95	4	1.87	FARMINGTON
559	2300407	5/6/2023	ELM	Delta Medical	3	1.09	12	4.28	FARMINGTON
560	2300409	5/7/2023	7TH	Alarm system sounded due to malfunction	3	1.14	11	5.83	FARMINGTON
561	2300412	5/7/2023	180TH	Carbon monoxide incident	1	1.4	1	1.35	FARMINGTON
562	2300413	5/8/2023	ENGLISH	Charlie Medical	4	0.67	8	0.83	FARMINGTON
563	2300414	5/8/2023	OAK	Charlie Medical	2	0.62	6	1.77	FARMINGTON
564	2300415	5/8/2023	BRENNAN	Delta Medical	5	1.05	10	1.78	FARMINGTON
565	2300416	5/8/2023	UPPER 182ND	Unauthorized burning	2	0.54	10	2.67	FARMINGTON
566	2300419	5/10/2023	EUCLID	Smoke detector activation, Burnt food	7	3.51	19	9.5	FARMINGTON
567	2300420	5/11/2023	185TH	Smoke detector activation, Burnt food	1	0.41	3	1.2	FARMINGTON
568	2300421	5/12/2023	6TH	Carbon monoxide detector activation, no CO	2	0.22	2	0.17	FARMINGTON
569	2300422	5/12/2023	LOWER 183RD	Alarm system activation, no fire - unintentional	5	0.57	12	1.37	FARMINGTON
570	2300424	5/13/2023	CATALINA	Delta Medical	3	1.04	7	3.03	FARMINGTON
571	2300425	5/13/2023	EXCALIBUR	Charlie Medical	2	0.66	4	1.3	FARMINGTON
572	2300426	5/13/2023	8TH	Dispatched and cancelled en route	2	0.06	4	0.1	FARMINGTON
573	2300429	5/14/2023	ECHO	Gas leak (natural gas or LPG)	4	1.42	15	6.18	FARMINGTON
574	2300430	5/14/2023	4TH	Gas leak (natural gas or LPG)	4	6.34	9	14.25	FARMINGTON
575	2300431	5/14/2023	213TH	Extrication, rescue, other	3	1.85	14	8.63	FARMINGTON
576	2300432	5/15/2023	194TH	Delta Medical	2	0.37	5	0.87	FARMINGTON
577	2300433	5/15/2023	EMBLEM	Alpha Medical	2	0.35	5	0.82	FARMINGTON
578	2300434	5/16/2023	ELGIN	Dispatched and cancelled en route	1	0.08	4	0.33	FARMINGTON
579	2300435	5/16/2023	EUCLID	Bravo Medical	1	0.17	5	0.83	FARMINGTON
580	2300436	5/17/2023	EMBERS	Delta Medical	3	1.24	6	2.5	FARMINGTON
581	2300437	5/17/2023	SPRUCE	Delta Medical	2	0.9	6	2.7	FARMINGTON
582	2300438	5/18/2023	DENMARK	Bravo Medical	1	0.27	4	1.07	FARMINGTON

	A	B	C	D	E	F	G	H	I
583	2300439	5/18/2023	189TH	Charlie Medical	1	0.22	4	0.87	FARMINGTON
584	2300440	5/18/2023	ESTATE	Alpha Medical	1	0.4	4	1.6	FARMINGTON
585	2300441	5/18/2023	5TH	Bravo Medical	1	0.17	4	0.67	FARMINGTON
586	2300442	5/18/2023	ELM	Charlie Medical	1	0.49	5	2.42	FARMINGTON
587	2300443	5/19/2023	BRENNAN	Delta Medical	2	0.83	4	1.62	FARMINGTON
588	2300444	5/19/2023	195TH	Special outside fire, other	3	0.65	16	3.35	FARMINGTON
589	2300445	5/21/2023	PILOT KNOB	Delta Medical	3	0.58	9	1.65	FARMINGTON
590	2300446	5/22/2023	195TH	Passenger vehicle fire	6	2.04	13	4.63	FARMINGTON
591	2300447	5/22/2023	208TH	Alarm system activation- testing, system being worked on or fire drill	5	0.76	23	3.75	FARMINGTON
592	2300448	5/22/2023	LOWER 182ND	Fire, other	9	3.81	24	12.13	FARMINGTON
593	2300449	5/22/2023	MAPLE	Charlie Medical	2	0.47	5	1.17	FARMINGTON
594	2300451	5/23/2023	CANARY	Gas leak (natural gas or LPG)	4	0.64	15	2.4	FARMINGTON
595	2300452	5/23/2023	1ST	Alarm system activation- testing, system being worked on or fire drill	4	0.54	12	1.6	FARMINGTON
596	2300454	5/23/2023	ASH	Charlie Medical	3	1.47	6	2.93	FARMINGTON
597	2300455	5/24/2023	213TH	Residential smoke alarm - Low battery chirp	3	2.14	8	5.65	FARMINGTON
598	2300456	5/24/2023	208TH	Delta Medical	4	1.89	7	2.93	FARMINGTON
599	2300457	5/24/2023	DUSHANE	Delta Medical	1	0.59	4	2.4	FARMINGTON
600	2300458	5/24/2023	OAK	Delta Medical	3	1.44	9	4.35	FARMINGTON
601	2300459	5/25/2023	UPPER 182ND	Delta Medical	3	2.36	13	10	FARMINGTON
602	2300460	5/25/2023	DENMARK	Delta Medical	3	1.68	6	3.82	FARMINGTON
603	2300461	5/25/2023	CANARY	Delta Medical	4	1.24	7	2.32	FARMINGTON
604	2300462	5/25/2023	208TH	Alarm system activation- testing, system being worked on or fire drill	4	0.98	10	2.45	FARMINGTON
605	2300463	5/25/2023	199TH	Carbon monoxide detector activation, no CO (End of Life)	1	0.15	1	0.13	FARMINGTON
606	2300465	5/26/2023	EMERALD	Delta Medical	4	1.13	12	3.62	FARMINGTON
607	2300466	5/26/2023	4TH	Outside rubbish, trash or waste fire	4	0.59	11	1.9	FARMINGTON
608	2300467	5/26/2023	DENMARK	Charlie Medical	2	0.64	4	1.27	FARMINGTON
609	2300468	5/27/2023	HERITAGE	Delta Medical	3	1.65	10	5.25	FARMINGTON
610	2300469	5/27/2023	197TH	Animal rescue	5	2	7	2	FARMINGTON
611	2300470	5/27/2023	DENMARK	Delta Medical	3	0.9	6	1.8	FARMINGTON
612	2300471	5/27/2023	224TH	Echo Medical	6	6.02	10	13.68	FARMINGTON
613	2300472	5/27/2023	212th	Unauthorized burning	5	4.67	9	9.1	FARMINGTON
614	2300473	5/27/2023	SPRUCE	Building fire	6	7.14	14	19.27	FARMINGTON
615	2300474	5/27/2023	EUREKA	Delta Medical	4	2.23	14	5.58	FARMINGTON
616	2300475	5/30/2023	EUCLID	Alpha Medical	1	0.47	3	1.4	FARMINGTON
617	2300476	5/30/2023	WILLOW	Delta Medical	4	1.57	16	6.93	FARMINGTON
618	2300477	5/31/2023	EXCLUSIVE	Charlie Medical	4	1.01	9	2.25	FARMINGTON
619	2300480	5/31/2023	DENMARK	Delta Medical	2	1.15	4	2.3	FARMINGTON
620	2300481	5/31/2023	DENMARK	Delta Medical	2	1.15	4	2.3	FARMINGTON
621	2300482	5/31/2023	8TH	Bravo Medical	2	0.39	4	0.75	FARMINGTON
622	2300483	6/1/2023	187TH	Smoke detector activation, Burnt food	2	0.3	10	1.48	FARMINGTON
623	2300485	6/1/2023	EAST OAKS	Residential smoke alarm less than 10 years old - No reason for activation	4	1.55	9	3.43	FARMINGTON
624	2300486	6/1/2023	12th	Motor vehicle accident with injuries	2	0.76	4	1.53	FARMINGTON
625	2300488	6/2/2023	ELK RIVER	Motor vehicle accident with injuries	2	0.64	4	1.23	FARMINGTON
626	2300489	6/2/2023	2ND	Smoke detector activation, Burnt food	4	1.23	10	2.38	FARMINGTON
627	2300492	6/3/2023	Pilot Knob	Dispatched and cancelled en route	1	0.04	9	0.3	FARMINGTON
628	2300493	6/3/2023	EMBRY	Alarm system activation- testing, system being worked on or fire drill	3	0.32	5	0.57	FARMINGTON
629	2300494	6/3/2023	ASH	Alpha Medical	1	0.36	3	1.1	FARMINGTON
630	2300495	6/3/2023	DUNBURY	Gas leak (natural gas or LPG)	3	2.01	7	4.05	FARMINGTON
631	2300496	6/4/2023	EXPORT	Delta Medical	4	2.25	13	7.28	FARMINGTON
632	2300497	6/4/2023	CANARY	Delta Medical	3	1.18	9	3.85	FARMINGTON
633	2300498	6/5/2023	MAPLE	Alpha Medical	3	1.01	4	1.33	FARMINGTON
634	2300499	6/5/2023	4TH	Power line down	2	2.56	6	7.7	FARMINGTON
635	2300500	6/5/2023	LARCH	Delta Medical	3	1.82	7	4.2	FARMINGTON
636	2300501	6/6/2023	LINDEN	Overheated motor	7	3.82	16	9.53	FARMINGTON
637	2300502	6/6/2023	213TH	Charlie Medical	2	1.1	6	2.8	FARMINGTON
638	2300504	6/6/2023	EGRET	Charlie Medical	2	0.64	9	2.85	FARMINGTON
639	2300505	6/6/2023	Pilot Knob	Motor vehicle accident with injuries	2	0.23	5	0.52	FARMINGTON
640	2300506	6/6/2023	12TH	Extrication, rescue, other	8	5.01	30	15.7	FARMINGTON
641	2300507	6/7/2023	AKIN	CO detector activation due to malfunction	1	0.33	1	0.33	FARMINGTON
642	2300508	6/7/2023	EASTON	Gas leak (natural gas or LPG)	4	1.93	10	5.2	FARMINGTON
643	2300510	6/7/2023	UPPER 182ND	Charlie Medical	1	0.21	4	0.87	FARMINGTON
644	2300512	6/8/2023	CHIPPENDALE	Alarm system sounded due to malfunction	4	0.65	10	3.23	FARMINGTON
645	2300513	6/8/2023	CHIPPENDALE	Alarm system sounded due to malfunction	2	0.56	11	3.25	FARMINGTON
646	2300514	6/8/2023	CHIPPENDALE	Alarm system sounded due to malfunction	4	0.61	15	8.78	FARMINGTON
647	2300515	6/9/2023	213th	Good intent call, other	4	0.64	8	1.33	FARMINGTON
648	2300518	6/11/2023	CAMDEN	Bravo Medical	3	2.11	9	6.3	FARMINGTON
649	2300519	6/11/2023	WESTVIEW	Carbon monoxide detector activation, no CO (End of Life)	1	0.24	1	0.23	FARMINGTON
650	2300520	6/12/2023	EASTVIEW	Delta Medical	3	1.81	8	4.73	FARMINGTON
651	2300522	6/13/2023	3RD	False alarm or false call, other	2	0.41	9	1.97	FARMINGTON
652	2300523	6/13/2023	DENMARK	Charlie Medical	2	0.06	10	0.33	FARMINGTON
653	2300525	6/13/2023	MCKENDRY	Delta Medical	3	0.51	15	2.5	FARMINGTON
654	2300528	6/14/2023	189TH	Delta Medical	3	1.28	9	3.83	FARMINGTON
655	2300530	6/14/2023	11TH	Charlie Medical	3	1.17	7	3	FARMINGTON
656	2300531	6/15/2023	DUNBURY	Delta Medical	1	0.41	4	1.6	FARMINGTON
657	2300533	6/16/2023	DENMARK	Bravo Medical	2	0.6	3	0.9	FARMINGTON
658	2300534	6/16/2023	208TH	Alpha Medical	3	1.19	8	4.03	FARMINGTON
659	2300535	6/17/2023	UPPER 183RD	Delta Medical	3	1.74	9	5.1	FARMINGTON
660	2300536	6/17/2023	DENMARK	Delta Medical	4	2.32	9	5.6	FARMINGTON
661	2300537	6/17/2023	TAMARACK	Charlie Medical	3	1.26	10	3.92	FARMINGTON
662	2300539	6/17/2023	CAMERON	Good intent call, other	2	0.59	5	1.92	FARMINGTON
663	2300540	6/17/2023	EUCLID	Charlie Medical	3	0.78	7	2.1	FARMINGTON
664	2300541	6/18/2023	ELGIN	Delta Medical	2	1.43	6	4.3	FARMINGTON
665	2300542	6/19/2023	EVENTIDE	Alpha Medical	3	2.82	6	5.68	FARMINGTON
666	2300544	6/19/2023	212TH	Bravo Medical	1	0.3	5	1.5	FARMINGTON
667	2300545	6/19/2023	ELM	Delta Medical	1	0.31	5	1.58	FARMINGTON
668	2300546	6/20/2023	Echo	Echo Medical	3	0.83	12	3.32	FARMINGTON
669	2300547	6/20/2023	ELM	Building fire	8	7.23	21	22.75	FARMINGTON
670	2300548	6/20/2023	DENMARK	Delta Medical	1	0.74	4	2.93	FARMINGTON
671	2300549	6/20/2023	HICKORY	Delta Medical	3	1.54	9	4.65	FARMINGTON
672	2300551	6/20/2023	Pilot Knob	Motor vehicle accident with injuries	1	0.22	6	1.3	FARMINGTON
673	2300552	6/21/2023	EVENSONG	Delta Medical	3	0.81	9	2.48	FARMINGTON
674	2300554	6/22/2023	3RD	Delta Medical	2	0.78	8	3.07	FARMINGTON
675	2300555	6/23/2023	HICKORY	Charlie Medical	5	2	10	3.92	FARMINGTON
676	2300556	6/23/2023	10TH	Bravo Medical	2	1	17	8.5	FARMINGTON
677	2300557	6/24/2023	ELM	Dispatched and cancelled en route	1	0.06	7	0.47	FARMINGTON
678	2300558	6/24/2023	12TH	Alarm system activation, no fire - unintentional	2	0.38	11	2.33	FARMINGTON
679	2300559	6/25/2023	EUCLID	Smoke detector activation, no fire - unintentional	2	0.33	6	0.88	FARMINGTON

	A	B	C	D	E	F	G	H	I
680	2300560	6/25/2023	EUCLID	Residential smoke alarm - Low battery chirp		5	1.34	29	7.72 FARMINGTON
681	2300561	6/25/2023	SPRUCE	Bravo Medical		3	1.02	11	3.63 FARMINGTON
682	2300562	6/25/2023	PINE	Delta Medical		3	1.67	8	4.35 FARMINGTON
683	2300563	6/26/2023	OAK	Good intent call, other		2	0.28	5	1.05 FARMINGTON
684	2300564	6/26/2023	FLANDERS	Smoke detector activation, Burnt food		4	0.41	7	1.07 FARMINGTON
685	2300565	6/26/2023	GOLDFINCH	Delta Medical		3	0.95	11	3.45 FARMINGTON
686	2300566	6/26/2023	SPRUCE	Dispatched and cancelled en route		3	0.17	15	0.75 FARMINGTON
687	2300567	6/26/2023	CYPRESS	Assist invalid		4	0.72	14	2.43 FARMINGTON
688	2300568	6/27/2023	2ND	Echo Medical		5	2.44	7	6.47 FARMINGTON
689	2300570	6/27/2023	DUNCAN	Carbon monoxide detector activation, no CO		1	0.32	1	0.32 FARMINGTON
690	2300571	6/28/2023	EXCALIBUR	Delta Medical		1	0.3	5	1.5 FARMINGTON
691	2300573	6/29/2023	DOVER	No incident found on arrival at dispatch address		4	0.77	10	1.73 FARMINGTON
692	2300574	6/29/2023	HERITAGE	Gas leak (natural gas or LPG)		4	1.67	9	4.23 FARMINGTON
693	2300575	6/29/2023	ELM	Charlie Medical		5	1.45	8	2.07 FARMINGTON
694	2300576	6/30/2023	DENMARK	Delta Medical		3	0.84	7	2.9 FARMINGTON
695	2300577	6/30/2023	CYPRESS	Bravo Medical		4	0.85	11	2.32 FARMINGTON
696	2300578	6/30/2023	EMERALD	Carbon monoxide detector activation, no CO		2	0.34	3	0.48 FARMINGTON
697	2300579	6/30/2023	2ND	Charlie Medical		3	0.74	7	1.75 FARMINGTON
698	2300581	6/30/2023	ERIN	Delta Medical		3	0.65	8	1.72 FARMINGTON
699	2300582	7/1/2023	SUNNYSIDE	Delta Medical		3	2.32	7	5.12 FARMINGTON
700	2300584	7/1/2023	ELGIN	Smoke scare, odor of smoke		2	2.13	5	5.27 FARMINGTON
701	2300585	7/2/2023	9TH	Smoke detector activation, no fire - unintentional		2	0.28	4	0.5 FARMINGTON
702	2300586	7/2/2023	CHIPPENDALE	Alpha Medical		3	1.57	8	4.83 FARMINGTON
703	2300588	7/3/2023	TAMARACK	Delta Medical		3	0.77	5	1.32 FARMINGTON
704	2300590	7/3/2023	WILLOW	Echo Medical		4	1.17	18	5.25 FARMINGTON
705	2300591	7/4/2023	MEADOWLARK	Delta Medical		2	0.25	4	0.5 FARMINGTON
706	2300592	7/4/2023	4TH	Power line down		3	1.39	8	3.73 FARMINGTON
707	2300593	7/5/2023	PILOT KNOB	Delta Medical		3	0.83	9	2.55 FARMINGTON
708	2300594	7/5/2023	3RD	Delta Medical		3	0.87	6	1.6 FARMINGTON
709	2300595	7/5/2023	203RD	Alarm system activation, no fire - unintentional		3	0.31	12	1.17 FARMINGTON
710	2300597	7/6/2023	WHISPERING RIVER	Delta Medical		3	1.59	8	4.02 FARMINGTON
711	2300598	7/7/2023	DYERS	Bravo Medical		2	1.15	4	2.8 FARMINGTON
712	2300599	7/7/2023	HICKORY	Delta Medical		3	2.18	7	5.13 FARMINGTON
713	2300600	7/7/2023	EVENING STAR	Delta Medical		4	0.28	12	1.32 FARMINGTON
714	2300601	7/7/2023	MUNICIPAL	Delta Medical		1	0.14	3	0.4 FARMINGTON
715	2300602	7/7/2023	DYERS	Bravo Medical		3	1.02	8	2.67 FARMINGTON
716	2300603	7/7/2023	WALNUT	Alpha Medical		1	0.22	4	0.87 FARMINGTON
717	2300604	7/7/2023	8TH	Delta Medical		3	1.65	6	3.73 FARMINGTON
718	2300605	7/8/2023	ELM	Motor vehicle accident with injuries		4	1.29	8	2.23 FARMINGTON
719	2300606	7/8/2023	SPRUCE	Delta Medical		3	0.93	7	3.32 FARMINGTON
720	2300607	7/8/2023	UPPER 183RD	Unauthorized burning		1	0.23	3	0.7 FARMINGTON
721	2300610	7/9/2023	DIVISION	Alpha Medical		4	2.89	9	6.18 FARMINGTON
722	2300611	7/9/2023	ELKRIDGE	Alarm system sounded due to malfunction		2	0.56	14	4.68 FARMINGTON
723	2300613	7/9/2023	SPRUCE	Carbon monoxide incident		3	2.47	13	7.97 FARMINGTON
724	2300615	7/11/2023	WILLOW	Delta Medical		3	0.55	9	1.65 FARMINGTON
725	2300616	7/11/2023	EVENSONG	Carbon monoxide detector activation, no CO (End of Life)		1	0.29	1	0.3 FARMINGTON
726	2300617	7/11/2023	WALNUT	No incident found on arrival at dispatch address		3	0.96	8	2.53 FARMINGTON
727	2300618	7/11/2023	11TH	Charlie Medical		2	1.01	7	3.5 FARMINGTON
728	2300620	7/12/2023	EMERALD	Delta Medical		3	1.06	8	2.78 FARMINGTON
729	2300621	7/13/2023	GOLDFINCH	Dispatched and cancelled en route		2	0.7	8	2.55 FARMINGTON
730	2300622	7/13/2023	ECHO	Dispatched and cancelled en route		2	0.21	8	0.8 FARMINGTON
731	2300623	7/13/2023	EMERALD	Alpha Medical		3	0.83	7	1.95 FARMINGTON
732	2300624	7/14/2023	EVERGREEN	Dispatched and cancelled en route		4	0.49	9	1.05 FARMINGTON
733	2300625	7/15/2023	9TH	Residential smoke alarm less than 10 years old - No reason for activation		5	2.66	24	13.22 FARMINGTON
734	2300626	7/15/2023	EUCLID	Delta Medical		4	2.16	25	13.47 FARMINGTON
735	2300627	7/16/2023	WILLOW	Building fire		12	35.21	33	89.68 FARMINGTON
736	2300628	7/17/2023	PINE	Delta Medical		3	1.04	4	1.4 FARMINGTON
737	2300629	7/17/2023	CATALINA	Delta Medical		3	0.48	11	1.83 FARMINGTON
738	2300630	7/18/2023	OAK	Delta Medical		3	1.06	6	2.1 FARMINGTON
739	2300631	7/18/2023	11TH	Bravo Medical		2	0.76	5	1.92 FARMINGTON
740	2300633	7/18/2023	English	Delta Medical		7	4.85	18	13.77 FARMINGTON
741	2300634	7/18/2023	DUSHANE	Charlie Medical		1	0.52	5	2.58 FARMINGTON
742	2300635	7/18/2023	EUCLID	Carbon monoxide detector activation, no CO		2	0.61	6	1.88 FARMINGTON
743	2300636	7/19/2023	FLAGSTAFF	Alpha Medical		4	0.87	10	2.63 FARMINGTON
744	2300637	7/20/2023	13TH	Alpha Medical		3	0.62	6	1.3 FARMINGTON
745	2300638	7/20/2023	MCKENDRY	Good intent call, other		2	0.33	8	1.33 FARMINGTON
746	2300639	7/20/2023	FLAGSTAFF	Motor vehicle accident with injuries		4	2.06	10	7.17 FARMINGTON
747	2300641	7/21/2023	LOCUST	Charlie Medical		1	0.43	3	1.3 FARMINGTON
748	2300642	7/22/2023	208TH	Alarm system sounded due to malfunction		2	1.04	8	4.08 FARMINGTON
749	2300643	7/22/2023	DENMARK	Delta Medical		3	1.52	9	4.5 FARMINGTON
750	2300644	7/22/2023	HICKORY	HazMat release investigation w/no HazMat		3	1.39	12	5.6 FARMINGTON
751	2300645	7/22/2023	AKIN	Alarm system activation, no fire - unintentional		3	1.18	9	3.6 FARMINGTON
752	2300646	7/22/2023	Exley	Public service		1	0.2	1	0.2 FARMINGTON
753	2300647	7/22/2023	Eastview	Delta Medical		3	1.09	7	2.57 FARMINGTON
754	2300648	7/22/2023	COTTAGE	Delta Medical		1	0.15	3	0.45 FARMINGTON
755	2300651	7/24/2023	Chippendale	Outside equipment fire		2	1.9	6	5.7 FARMINGTON
756	2300652	7/24/2023	EVEREST	Carbon monoxide detector activation, no CO (End of Life)		2	0.85	5	2.08 FARMINGTON
757	2300654	7/24/2023	7th	Power line down		3	0.78	8	2.27 FARMINGTON
758	2300655	7/25/2023	8TH	Delta Medical		3	1.72	8	4.53 FARMINGTON
759	2300656	7/25/2023	DUNBURY	Residential smoke alarm older than 10 years old - No reason for activation		3	1.46	10	4.83 FARMINGTON
760	2300657	7/25/2023	MEADOWLARK	Delta Medical		3	1.11	8	2.93 FARMINGTON
761	2300658	7/25/2023	EATON	Smoke detector activation, no fire - unintentional		3	0.56	10	1.85 FARMINGTON
762	2300659	7/25/2023	DENMARK	Bravo Medical		1	0.44	6	2.7 FARMINGTON
763	2300660	7/26/2023	EAVES	Gas leak (natural gas or LPG)		3	1.19	12	7.35 FARMINGTON
764	2300661	7/26/2023	EUCLID	Building fire		8	16.53	25	79.15 FARMINGTON
765	2300664	7/26/2023	PINE	Delta Medical		3	1.59	9	4.8 FARMINGTON
766	2300665	7/26/2023	LOCUST	Residential smoke alarm - Low battery chirp		3	1.02	10	3.33 FARMINGTON
767	2300667	7/26/2023	ELM	Motor vehicle accident with no injuries.		3	0.37	9	1.2 FARMINGTON
768	2300668	7/26/2023	LOCUST	Smoke detector activation due to malfunction		2	0.52	9	2.4 FARMINGTON
769	2300669	7/27/2023	SPRUCE	Smoke detector activation due to malfunction		2	3.03	5	6.08 FARMINGTON
770	2300670	7/27/2023	SPRUCE	Smoke detector activation, no fire - unintentional		2	0.42	4	1.17 FARMINGTON
771	2300671	7/27/2023	PILOT KNOB	Dispatched and cancelled en route		2	0.31	9	1.35 FARMINGTON
772	2300672	7/27/2023	LOCUST	Smoke detector activation due to malfunction		3	1.22	13	5.22 FARMINGTON
773	2300673	7/28/2023	EUCLID	Assist police or other governmental agency		1	0.43	1	0.43 FARMINGTON
774	2300674	7/28/2023	11TH	Bravo Medical		1	0.42	3	1.25 FARMINGTON
775	2300676	7/29/2023	EVEREST	Delta Medical		3	0.83	7	2.1 FARMINGTON
776	2300677	7/29/2023	UPPER 183RD	Smoke detector activation, Burnt food		2	0.27	4	0.53 FARMINGTON

	A	B	C	D	E	F	G	H	I
777	2300678	7/30/2023	213TH	Bravo Medical	2	1.01	4	2.07	FARMINGTON
778	2300681	7/31/2023	208TH	Malicious, mischievous false call, other	3	0.7	8	2.23	FARMINGTON
779	2300682	7/31/2023	EGRET	Overheated motor	9	6.58	21	15.23	FARMINGTON
780	2300683	7/31/2023	ELM	Charlie Medical	2	0.42	14	3.03	FARMINGTON
781	2300685	8/1/2023	208TH	False alarm or false call, other	3	0.61	14	2.87	FARMINGTON
782	2300686	8/1/2023	DENMARK	Delta Medical	3	1.15	8	3.02	FARMINGTON
783	2300687	8/1/2023	14TH	Good intent call, other	1	0.17	1	0.17	FARMINGTON
784	2300688	8/1/2023	193RD	Delta Medical	3	1.14	9	3.13	FARMINGTON
785	2300689	8/2/2023	SPRUCE	Delta Medical	2	0.74	5	2.13	FARMINGTON
786	2300690	8/2/2023	CYPRESS	Delta Medical	3	1.16	12	5.38	FARMINGTON
787	2300692	8/3/2023	195th	Bravo Medical	4	0.54	9	1.17	FARMINGTON
788	2300693	8/4/2023	Elm	Dispatched and cancelled en route	3	0.57	12	2.13	FARMINGTON
789	2300694	8/4/2023	WILLOW	Charlie Medical	1	0.18	3	0.55	FARMINGTON
790	2300695	8/4/2023	PARK	Delta Medical	3	1.26	5	2.15	FARMINGTON
791	2300696	8/5/2023	210TH	Delta Medical	4	2.66	6	4.7	FARMINGTON
792	2300697	8/6/2023	EUCLID	Alarm system activation, no fire - unintentional	3	1.88	6	3.7	FARMINGTON
793	2300698	8/6/2023	8TH	Delta Medical	4	2.53	6	3.8	FARMINGTON
794	2300703	8/7/2023	8TH	Delta Medical	3	1.13	9	3	FARMINGTON
795	2300704	8/8/2023	ELM	Charlie Medical	2	0.43	5	1.08	FARMINGTON
796	2300706	8/8/2023	EMBERS	Alarm system sounded due to malfunction	2	0.63	5	1.58	FARMINGTON
797	2300707	8/8/2023	EMBRY	Alpha Medical	2	1.21	5	3	FARMINGTON
798	2300708	8/9/2023	8TH	Alpha Medical	2	0.79	4	1.6	FARMINGTON
799	2300712	8/10/2023	Eldorado	Carbon monoxide detector activation, no CO	1	0.17	1	0.17	FARMINGTON
800	2300714	8/10/2023	ENGLISH	Unauthorized burning	1	0.33	3	1	FARMINGTON
801	2300717	8/10/2023	LOWER 183RD	Delta Medical	4	1.08	14	3.72	FARMINGTON
802	2300718	8/11/2023	HERITAGE	Lock-out	1	0.55	1	0.55	FARMINGTON
803	2300719	8/11/2023	SPRUCE	Charlie Medical	2	0.58	15	4.5	FARMINGTON
804	2300722	8/11/2023	MUNICIPAL	Cover assignment, standby, moveup	2	2.49	9	12.48	FARMINGTON
805	2300725	8/12/2023	6TH	Delta Medical	3	1.88	6	3.8	FARMINGTON
806	2300731	8/14/2023	PARK	Smoke scare, odor of smoke	6	1.5	23	8.85	FARMINGTON
807	2300732	8/14/2023	UPPER 210TH	Carbon monoxide detector activation, no CO	2	0.57	2	0.57	FARMINGTON
808	2300733	8/15/2023	DENMARK	Alarm system activation, no fire - unintentional	3	0.4	11	2.33	FARMINGTON
809	2300734	8/15/2023	DAWSON	Smoke detector activation, no fire - unintentional	1	0.14	3	0.4	FARMINGTON
810	2300735	8/16/2023	DENMARK	Bravo Medical	3	1.77	10	7.17	FARMINGTON
811	2300736	8/16/2023	ESTES	Charlie Medical	2	0.62	4	1.27	FARMINGTON
812	2300737	8/17/2023	DENMARK	Bravo Medical	2	0.24	6	0.7	FARMINGTON
813	2300738	8/17/2023	EUCLID	Delta Medical	3	0.85	7	2.33	FARMINGTON
814	2300739	8/17/2023	ORIOLE	Charlie Medical	2	1.12	6	2.9	FARMINGTON
815	2300740	8/17/2023	PILOT KNOB	Bravo Medical	2	0.2	5	0.5	FARMINGTON
816	2300741	8/18/2023	195th	Motor vehicle/pedestrian accident (MV Ped)	3	0.46	8	1.2	FARMINGTON
817	2300743	8/18/2023	EUCLID	Alpha Medical	1	0.35	3	1.05	FARMINGTON
818	2300744	8/18/2023	EMERALD	Dispatched and cancelled en route	4	0.64	10	1.67	FARMINGTON
819	2300745	8/19/2023	3RD	Delta Medical	4	1.51	10	4.32	FARMINGTON
820	2300746	8/19/2023	EMPEROR	Carbon monoxide incident	2	1.4	4	2.8	FARMINGTON
821	2300747	8/19/2023	EUREKA	Charlie Medical	1	0.55	3	1.65	FARMINGTON
822	2300748	8/19/2023	CYPRESS	Alpha Medical	3	0.9	11	3.3	FARMINGTON
823	2300749	8/20/2023	MAPLE	Smoke scare, odor of smoke	3	1.61	6	3.25	FARMINGTON
824	2300750	8/20/2023	3RD	Delta Medical	3	0.44	9	2.85	FARMINGTON
825	2300751	8/20/2023	EGRET	Smoke detector activation, Burnt food	4	0.53	11	1.47	FARMINGTON
826	2300752	8/22/2023	EMBERS	Residential smoke alarm older than 10 years old - No reason for activation	2	0.52	5	1.33	FARMINGTON
827	2300753	8/22/2023	12TH	Alpha Medical	3	1.08	4	1.5	FARMINGTON
828	2300754	8/22/2023	ELLINGTON	Residential smoke alarm less than 10 years old - No reason for activation	2	1.09	6	3.3	FARMINGTON
829	2300756	8/23/2023	13TH	Alarm system activation, no fire - unintentional	3	0.76	5	1.23	FARMINGTON
830	2300757	8/23/2023	DUSHANE	Delta Medical	3	0.85	8	2.27	FARMINGTON
831	2300758	8/23/2023	ELGIN	Smoke detector activation due to malfunction	3	0.8	7	1.82	FARMINGTON
832	2300759	8/23/2023	SUNNYSIDE	Delta Medical	2	0.82	4	1.65	FARMINGTON
833	2300762	8/24/2023	ELM	Charlie Medical	4	2.7	10	6.67	FARMINGTON
834	2300763	8/24/2023	LILAC	Delta Medical	4	2.19	7	3.35	FARMINGTON
835	2300766	8/24/2023	EUCLID	Charlie Medical	3	1.77	10	5.83	FARMINGTON
836	2300767	8/25/2023	VERMILLION RIVER	Motor vehicle accident with injuries	4	1.43	7	3.42	FARMINGTON
837	2300768	8/26/2023	OAK	Dispatched and cancelled en route	3	0.19	4	0.27	FARMINGTON
838	2300769	8/26/2023	210TH	Delta Medical	4	0.8	9	1.8	FARMINGTON
839	2300770	8/27/2023	ORIOLE	Delta Medical	5	1.53	9	2.7	FARMINGTON
840	2300771	8/28/2023	HICKORY	Residential smoke alarm - Low battery chirp	3	1.31	8	4.37	FARMINGTON
841	2300772	8/28/2023	EVERTON	Dispatched and cancelled en route	2	0.11	5	0.25	FARMINGTON
842	2300773	8/28/2023	EVENING STAR	Charlie Medical	1	0.31	4	1.27	FARMINGTON
843	2300774	8/28/2023	ELM	Alpha Medical	1	0.48	5	2.42	FARMINGTON
844	2300775	8/29/2023	DUSHANE	Delta Medical	2	0.85	7	3.1	FARMINGTON
845	2300776	8/29/2023	185TH	Smoke detector activation due to malfunction	2	1.35	4	3.45	FARMINGTON
846	2300777	8/29/2023	DEERBROOKE	Carbon monoxide detector activation, no CO	2	2.07	8	8.27	FARMINGTON
847	2300778	8/30/2023	HIGHLAND	Unauthorized burning	1	0.35	1	0.35	FARMINGTON
848	2300781	8/30/2023	208TH	Alarm system activation, no fire - unintentional	2	0.35	10	2.67	FARMINGTON
849	2300782	8/30/2023	EASTON	Delta Medical	1	0.53	4	2.13	FARMINGTON
850	2300784	8/30/2023	CAMDEN	Delta Medical	1	0.37	5	1.83	FARMINGTON
851	2300785	8/31/2023	UPPER 183RD	Delta Medical	3	1.58	5	2.67	FARMINGTON
852	2300786	8/31/2023	AKIN	Gas leak (natural gas or LPG)	4	1.93	8	3.87	FARMINGTON
853	2300788	9/1/2023	LOCUST	Arcing, shorted electrical equipment	5	2.88	18	10.5	FARMINGTON
854	2300790	9/1/2023	200TH	Alpha Medical	3	0.73	9	2.25	FARMINGTON
855	2300793	9/2/2023	PINE	Dispatched and cancelled en route	1	0.17	3	0.5	FARMINGTON
856	2300795	9/3/2023	DIVISION	Delta Medical	4	1.59	14	5.55	FARMINGTON
857	2300796	9/3/2023	TWIN POND	Delta Medical	3	2.23	9	6.75	FARMINGTON
858	2300797	9/4/2023	ELM	Alarm system activation, no fire - unintentional	5	2.07	14	6.93	FARMINGTON
859	2300798	9/4/2023	DULUTH	Delta Medical	1	0.45	3	1.35	FARMINGTON
860	2300800	9/5/2023	DENMARK	Alarm system activation, no fire - unintentional	3	0.51	7	2.67	FARMINGTON
861	2300801	9/5/2023	183RD	Charlie Medical	1	0.19	3	0.55	FARMINGTON
862	2300802	9/7/2023	220TH	Central station, malicious false alarm	3	0.62	12	2.6	FARMINGTON
863	2300803	9/8/2023	DEVRIE	Charlie Medical	1	0.2	3	0.6	FARMINGTON
864	2300804	9/9/2023	WALNUT	Delta Medical	4	2.19	11	5.9	FARMINGTON
865	2300805	9/9/2023	3RD	Good intent call, other	2	0.25	2	0.25	FARMINGTON
866	2300806	9/10/2023	DYERS	Bravo Medical	4	0.65	12	3.82	FARMINGTON
867	2300807	9/10/2023	DENMARK	Delta Medical	4	1.94	13	7.77	FARMINGTON
868	2300808	9/11/2023	WILLOW	Residential smoke alarm older than 10 years old - No reason for activation	2	0.74	2	0.73	FARMINGTON
869	2300809	9/11/2023	FLAGSTAFF	Delta Medical	2	0.81	5	2	FARMINGTON
870	2300810	9/11/2023	OAK	Gas leak (natural gas or LPG)	2	0.7	5	1.75	FARMINGTON
871	2300812	9/12/2023	DENMARK	Bravo Medical	2	0.84	5	2.08	FARMINGTON
872	2300815	9/12/2023	210TH	Smoke detector activation due to malfunction	2	0.65	6	1.9	FARMINGTON
873	2300816	9/12/2023	ECHO	Charlie Medical	1	0.39	3	1.15	FARMINGTON

	A	B	C	D	E	F	G	H	I
874	2300817	9/12/2023	BRENNAN	Charlie Medical	1	0.42	3	1.25	FARMINGTON
875	2300820	9/15/2023	EMERALD	Bravo Medical	3	1.39	8	3.73	FARMINGTON
876	2300821	9/15/2023	SPRUCE	Dispatched and cancelled en route	2	0.09	8	0.4	FARMINGTON
877	2300823	9/16/2023	220TH	Dispatched and cancelled en route	2	0.33	5	0.83	FARMINGTON
878	2300824	9/16/2023	SPRUCE	Delta Medical	4	1.13	16	5.95	FARMINGTON
879	2300825	9/16/2023	220TH	Delta Medical	4	2.01	11	5.9	FARMINGTON
880	2300829	9/17/2023	EMERALD	Bravo Medical	3	1.49	8	4	FARMINGTON
881	2300830	9/17/2023	Elm	Motor vehicle accident with injuries	5	3.97	16	13.58	FARMINGTON
882	2300832	9/18/2023	ELM	Charlie Medical	3	0.73	9	2.25	FARMINGTON
883	2300833	9/18/2023	Pilot Knob	Motor vehicle accident with injuries	5	1.79	10	3.5	FARMINGTON
884	2300834	9/18/2023	FLAGSTONE	Charlie Medical	2	0.43	5	1.08	FARMINGTON
885	2300835	9/19/2023	CHIPPENDALE	Passenger vehicle fire	8	3.11	19	11.53	FARMINGTON
886	2300836	9/19/2023	CYPRESS	Alpha Medical	1	0.18	1	0.18	FARMINGTON
887	2300837	9/19/2023	ELM	Delta Medical	1	0.45	3	1.35	FARMINGTON
888	2300838	9/20/2023	DENMARK	Delta Medical	4	1.07	9	3.43	FARMINGTON
889	2300839	9/20/2023	SPRUCE	Delta Medical	3	0.98	8	3.22	FARMINGTON
890	2300840	9/20/2023	DUNBURY	Unauthorized burning	1	0.28	1	0.28	FARMINGTON
891	2300841	9/21/2023	CATALINA	Bravo Medical	4	1.95	6	2.9	FARMINGTON
892	2300843	9/22/2023	3RD	Delta Medical	4	0.85	8	1.73	FARMINGTON
893	2300844	9/22/2023	DAWSON	Bravo Medical	4	0.55	12	1.6	FARMINGTON
894	2300845	9/22/2023	LOCUST	Delta Medical	1	0.53	3	1.6	FARMINGTON
895	2300846	9/23/2023	ABBEEY	Dispatched and cancelled en route	3	0.28	7	0.7	FARMINGTON
896	2300847	9/23/2023	7TH	Delta Medical	4	1.88	11	6.53	FARMINGTON
897	2300848	9/23/2023	EUCLID	Delta Medical	4	1.59	11	4.35	FARMINGTON
898	2300849	9/23/2023	DUSHANE	Charlie Medical	1	0.4	3	1.2	FARMINGTON
899	2300850	9/24/2023	ELM	Bravo Medical	4	2.33	11	6.42	FARMINGTON
900	2300851	9/24/2023	SPRUCE	Delta Medical	4	1.84	13	6.07	FARMINGTON
901	2300852	9/24/2023	Municipal	Water or steam leak	2	0.12	2	0.1	FARMINGTON
902	2300853	9/25/2023	EMBERS	Delta Medical	3	0.91	9	2.7	FARMINGTON
903	2300855	9/25/2023	190TH	Lightning strike (no fire)	6	3.18	25	17.27	FARMINGTON
904	2300856	9/25/2023	TWIN POND	Alpha Medical	3	1.67	7	3.85	FARMINGTON
905	2300857	9/26/2023	10TH	Carbon monoxide detector activation, no CO	1	0.17	1	0.22	FARMINGTON
906	2300858	9/26/2023	CHIPPENDALE	Good intent call, other	2	0.49	2	0.48	FARMINGTON
907	2300859	9/26/2023	DENMARK	Delta Medical	3	1.36	8	3.6	FARMINGTON
908	2300860	9/26/2023	DUSHANE	Delta Medical	3	0.98	12	6	FARMINGTON
909	2300861	9/26/2023	EXPLORER	Charlie Medical	2	0.72	13	4.2	FARMINGTON
910	2300862	9/26/2023	HONEYSUCKLE	Service call, other	2	0.56	2	0.55	FARMINGTON
911	2300864	9/27/2023	FLAXTON	Residential smoke alarm less than 10 years old - No reason for activation	4	0.92	5	1.15	FARMINGTON
912	2300865	9/27/2023	Elm	Motor vehicle accident with injuries	3	0.91	6	1.8	FARMINGTON
913	2300866	9/27/2023	DENMARK	Delta Medical	2	1.19	12	7.2	FARMINGTON
914	2300868	9/28/2023	DENMARK	Delta Medical	4	1.22	8	3.3	FARMINGTON
915	2300869	9/28/2023	UPPER 182ND	Carbon monoxide incident	1	1.04	1	1.03	FARMINGTON
916	2300870	9/29/2023	213TH	Bravo Medical	3	1.04	7	3.27	FARMINGTON
917	2300871	9/29/2023	WHISPERING RIVER	Good intent call, other	2	0.46	2	0.47	FARMINGTON
918	2300872	9/30/2023	EMBERS	Delta Medical	3	1	8	2.67	FARMINGTON
919	2300873	9/30/2023	SUNNYSIDE	Citizen complaint	2	0.32	2	0.33	FARMINGTON
920	2300874	10/1/2023	EUCLID	Delta Medical	3	1.16	5	1.92	FARMINGTON
921	2300876	10/1/2023	ERIN	Bravo Medical	4	1.5	9	3.3	FARMINGTON
922	2300877	10/2/2023	PINE	Carbon monoxide detector activation, no CO	1	0.23	1	0.23	FARMINGTON
923	2300878	10/2/2023	3RD	Gas leak (natural gas or LPG)	8	32.85	17	61.48	FARMINGTON
924	2300879	10/2/2023	FLAGSTAFF	Extrication, rescue, other	4	0.66	15	2.75	FARMINGTON
925	2300880	10/2/2023	CHIPPENDALE	Bravo Medical	2	0.66	7	2.33	FARMINGTON
926	2300881	10/3/2023	HERITAGE	Delta Medical	3	1.15	8	3.07	FARMINGTON
927	2300882	10/3/2023	ERICKSON	Smoke detector activation, Burnt food	3	0.36	8	1.05	FARMINGTON
928	2300883	10/3/2023	AKIN	No incident found on arrival at dispatch address	3	0.99	14	5.83	FARMINGTON
929	2300884	10/3/2023	14TH	Charlie Medical	2	0.59	8	2.4	FARMINGTON
930	2300885	10/3/2023	Denmark	Motor vehicle accident with injuries	5	2.21	11	4.9	FARMINGTON
931	2300886	10/3/2023	DENMARK	Alpha Medical	1	0.6	3	1.8	FARMINGTON
932	2300887	10/4/2023	190th	Motor vehicle accident with injuries	1	0.68	3	2.05	FARMINGTON
933	2300888	10/4/2023	8TH	Alpha Medical	1	0.33	3	1	FARMINGTON
934	2300889	10/5/2023	14TH	Delta Medical	1	0.39	3	1.65	FARMINGTON
935	2300890	10/5/2023	CLEARWATER	Service call, other	2	0.42	5	1.08	FARMINGTON
936	2300891	10/5/2023	ROBIN	Carbon monoxide detector activation, no CO (End of Life)	3	0.56	6	1.2	FARMINGTON
937	2300892	10/5/2023	2ND	Charlie Medical	3	0.86	6	1.67	FARMINGTON
938	2300893	10/5/2023	BRISTOL	Bravo Medical	1	0.28	4	1.13	FARMINGTON
939	2300894	10/6/2023	CHIPPENDALE AVE NB	Motor vehicle accident with injuries	4	4.2	15	16.73	FARMINGTON
940	2300895	10/6/2023	EUCLID	Delta Medical	4	1.48	13	4.98	FARMINGTON
941	2300896	10/6/2023	FLAGSTAFF	Accident, potential accident, other	5	8.12	12	18.35	FARMINGTON
942	2300897	10/6/2023	ECHO	Good intent call, other	2	0.64	4	1.3	FARMINGTON
943	2300898	10/7/2023	DUNBAR	Alpha Medical	4	1.74	7	3.62	FARMINGTON
944	2300900	10/7/2023	196TH	Building fire	8	35.9	20	120.87	FARMINGTON
945	2300902	10/8/2023	ELM	Bravo Medical	4	2.53	11	6.97	FARMINGTON
946	2300903	10/8/2023	10TH	Gas leak (natural gas or LPG)	4	4.44	9	8.95	FARMINGTON
947	2300904	10/8/2023	196TH	Fire, other	6	14.41	18	41.75	FARMINGTON
948	2300905	10/9/2023	ECHO	Charlie Medical	4	1.47	9	3.3	FARMINGTON
949	2300906	10/9/2023	EMBERS	Smoke detector activation, no fire - unintentional	4	0.35	10	0.98	FARMINGTON
950	2300907	10/9/2023	TWIN POND	Alarm system activation- testing, system being worked on or fire drill	3	0.28	10	2.22	FARMINGTON
951	2300908	10/9/2023	213TH	Delta Medical	3	1.11	9	4.55	FARMINGTON
952	2300909	10/10/2023	DENMARK	Bravo Medical	2	0.79	7	2.8	FARMINGTON
953	2300912	10/11/2023	Elm	Motor vehicle/pedestrian accident (MV Ped)	3	0.28	5	0.5	FARMINGTON
954	2300913	10/12/2023	OAK	Bravo Medical	3	0.93	5	1.58	FARMINGTON
955	2300914	10/12/2023	Eaves	Dispatched and cancelled en route	2	0.04	5	0.08	FARMINGTON
956	2300916	10/13/2023	ELM	Gasoline or other flammable liquid spill	4	0.4	9	0.9	FARMINGTON
957	2300917	10/13/2023	190TH	Delta Medical	2	0.51	4	1	FARMINGTON
958	2300918	10/13/2023	PINE	Charlie Medical	2	0.69	4	1.4	FARMINGTON
959	2300919	10/14/2023	CAMDEN	Delta Medical	4	1.42	7	2.45	FARMINGTON
960	2300922	10/15/2023	ELKRIDGE	Gas leak (natural gas or LPG)	3	0.73	10	2.83	FARMINGTON
961	2300923	10/15/2023	213TH	Delta Medical	3	1.03	7	2.35	FARMINGTON
962	2300924	10/16/2023	8TH	Delta Medical	3	0.87	5	1.42	FARMINGTON
963	2300925	10/16/2023	ELM	Alarm system sounded due to malfunction	4	1.2	15	6	FARMINGTON
964	2300926	10/16/2023	12TH	Delta Medical	1	0.31	5	1.58	FARMINGTON
965	2300927	10/16/2023	ERIN	Delta Medical	2	0.42	7	1.52	FARMINGTON
966	2300928	10/18/2023	ELM	Delta Medical	6	1.87	10	2.77	FARMINGTON
967	2300929	10/18/2023	MAPLE	Delta Medical	4	0.82	10	3	FARMINGTON
968	2300930	10/18/2023	220th	Motor vehicle accident with injuries	10	13.87	21	35.02	FARMINGTON
969	2300932	10/19/2023	ELM	Charlie Medical	5	1.88	9	3.45	FARMINGTON
970	2300933	10/20/2023	CYPRESS	Delta Medical	3	0.44	7	1.05	FARMINGTON

	A	B	C	D	E	F	G	H	I
971	2300934	10/20/2023	HICKORY	Gas leak (natural gas or LPG)	6	2.87	12	4.8	FARMINGTON
972	2300936	10/20/2023	EAGLE	Delta Medical	3	0.58	4	0.73	FARMINGTON
973	2300937	10/21/2023	EXECUTIVE	Charlie Medical	4	1.41	9	3.4	FARMINGTON
974	2300938	10/22/2023	ECHO	Dispatched and cancelled en route	1	0.2	1	0.2	FARMINGTON
975	2300939	10/22/2023	ECHO	Delta Medical	3	0.95	6	1.9	FARMINGTON
976	2300940	10/23/2023	210TH	Dispatched and cancelled en route	2	0.3	5	0.75	FARMINGTON
977	2300941	10/23/2023	DUSHANE	Delta Medical	3	0.89	3	0.95	FARMINGTON
978	2300942	10/23/2023	CYPRESS	Smoke detector activation due to malfunction	4	1.07	8	2.13	FARMINGTON
979	2300943	10/23/2023	DENMARK	Bravo Medical	3	1.16	7	2.68	FARMINGTON
980	2300944	10/24/2023	EUCLID	Carbon monoxide incident	3	2.01	7	4.55	FARMINGTON
981	2300945	10/24/2023	SPRUCE	Charlie Medical	1	0.33	4	1.33	FARMINGTON
982	2300946	10/24/2023	Maple	Gas leak (natural gas or LPG)	2	10.55	5	26.33	FARMINGTON
983	2300947	10/24/2023	SPRUCE	Delta Medical	3	0.66	8	1.98	FARMINGTON
984	2300948	10/25/2023	EUCLID	Charlie Medical	4	1.53	10	4.85	FARMINGTON
985	2300949	10/25/2023	EUCLID	Bravo Medical	4	0.76	8	1.47	FARMINGTON
986	2300950	10/25/2023	CANARY	Bravo Medical	2	0.48	4	0.93	FARMINGTON
987	2300951	10/26/2023	SPRUCE	Delta Medical	2	0.78	4	1.48	FARMINGTON
988	2300952	10/26/2023	DAWSON	Charlie Medical	3	0.95	6	1.9	FARMINGTON
989	2300953	10/26/2023	DENMARK	Delta Medical	2	0.55	4	1.4	FARMINGTON
990	2300954	10/26/2023	CYPRESS	Alpha Medical	1	0.13	3	0.4	FARMINGTON
991	2300955	10/27/2023	4TH	Smoke detector activation, no fire - unintentional	5	1.46	13	4.12	FARMINGTON
992	2300956	10/28/2023	203rd	Motor vehicle accident with no injuries.	3	0.42	7	0.87	FARMINGTON
993	2300957	10/28/2023	ECHO	Carbon monoxide detector activation, no CO (End of Life)	1	0.14	1	0.13	FARMINGTON
994	2300958	10/28/2023	EUCLID	Bravo Medical	1	0.74	4	2.93	FARMINGTON
995	2300959	10/28/2023	EXCALIBUR	Delta Medical	1	0.34	4	1.4	FARMINGTON
996	2300960	10/28/2023	EUCLID	Bravo Medical	3	0.94	5	1.58	FARMINGTON
997	2300961	10/29/2023	ENRIGHT	Alarm system activation- testing, system being worked on or fire drill	2	0.21	11	1.1	FARMINGTON
998	2300962	10/29/2023	EUCLID	Bravo Medical	3	0.63	8	1.87	FARMINGTON
999	2300963	10/30/2023	ERIN	Charlie Medical	3	0.97	6	1.9	FARMINGTON
1000	2300965	10/30/2023	CYPRESS	Delta Medical	1	0.28	5	1.33	FARMINGTON
1001	2300966	10/30/2023	183RD	Carbon monoxide detector activation, no CO	2	0.64	5	1.58	FARMINGTON
1002	2300967	10/31/2023	EXPLORER	Delta Medical	3	1.18	5	1.92	FARMINGTON
1003	2300968	10/31/2023	2ND	Arcing, shorted electrical equipment	3	2.84	4	2.28	FARMINGTON
1004	2300971	11/1/2023	10TH	Carbon monoxide detector activation, no CO	1	0.45	1	0.45	FARMINGTON
1005	2300972	11/1/2023	6TH	Carbon monoxide incident	1	0.41	1	0.42	FARMINGTON
1006	2300974	11/2/2023	SPRUCE	Delta Medical	2	0.6	4	1.27	FARMINGTON
1007	2300975	11/2/2023	EUCLID	Delta Medical	1	0.36	4	1.4	FARMINGTON
1008	2300976	11/2/2023	11TH	Bravo Medical	2	0.77	6	2.3	FARMINGTON
1009	2300977	11/3/2023	EUCLID	Charlie Medical	1	0.34	3	1.05	FARMINGTON
1010	2300981	11/4/2023	UPPER 183RD	Dispatched and cancelled en route	3	1.11	12	4.4	FARMINGTON
1011	2300982	11/4/2023	DENMARK	Bravo Medical	3	0.97	11	3.48	FARMINGTON
1012	2300985	11/5/2023	WESTDEL	Dispatched and cancelled en route	3	0.61	11	3.7	FARMINGTON
1013	2300986	11/5/2023	UPPER 183RD	Delta Medical	3	0.9	10	3	FARMINGTON
1014	2300988	11/5/2023	CENTENNIAL	Delta Medical	3	2.34	9	7.05	FARMINGTON
1015	2300989	11/5/2023	UPPER 183RD	Alarm system activation- testing, system being worked on or fire drill	3	0.52	9	1.5	FARMINGTON
1016	2300991	11/6/2023	SUNNYSIDE	Delta Medical	1	0.37	4	1.47	FARMINGTON
1017	2300992	11/7/2023	ABBEY	Delta Medical	1	0.26	4	1.07	FARMINGTON
1018	2300994	11/9/2023	DYLAN	Residential smoke alarm older than 10 years old - No reason for activation	4	1.54	8	3	FARMINGTON
1019	2300995	11/9/2023	4TH	Gas leak (natural gas or LPG)	2	0.39	4	1.2	FARMINGTON
1020	2300997	11/10/2023	ECHO	Charlie Medical	3	1.44	8	5.2	FARMINGTON
1021	2300998	11/10/2023	MCKENDRY	Delta Medical	4	2.56	7	5.6	FARMINGTON
1022	2300999	11/11/2023	DENMARK	Delta Medical	3	1.15	17	7.18	FARMINGTON
1023	2301001	11/11/2023	UPPER 183RD	Carbon monoxide detector activation, no CO (End of Life)	1	0.25	1	0.42	FARMINGTON
1024	2301002	11/13/2023	CENTENNIAL	Delta Medical	2	1.14	7	4.5	FARMINGTON
1025	2301003	11/13/2023	ENGLISH	Unauthorized burning	1	0.19	1	0.18	FARMINGTON
1026	2301004	11/13/2023	SPRUCE	Delta Medical	3	1.27	7	3.07	FARMINGTON
1027	2301005	11/13/2023	11TH	Gas leak (natural gas or LPG)	3	3.57	7	7.7	FARMINGTON
1028	2301006	11/13/2023	DUNBURY	Bravo Medical	2	0.52	5	1.33	FARMINGTON
1029	2301008	11/15/2023	13TH	Carbon monoxide incident	3	2.8	5	5.52	FARMINGTON
1030	2301009	11/15/2023	3RD	Service call, other	2	0.33	2	0.33	FARMINGTON
1031	2301010	11/15/2023	OAK	Delta Medical	2	1	5	2.5	FARMINGTON
1032	2301011	11/15/2023	DUNBURY	Residential smoke alarm older than 10 years old - No reason for activation	1	0.43	1	0.43	FARMINGTON
1033	2301012	11/16/2023	212TH	Delta Medical	4	0.54	7	1.63	FARMINGTON
1034	2301013	11/16/2023	220TH	Delta Medical	2	0.49	4	1	FARMINGTON
1035	2301015	11/17/2023	EATON	Alarm system activation- testing, system being worked on or fire drill	3	0.94	7	2.53	FARMINGTON
1036	2301016	11/17/2023	EAGLE	Charlie Medical	1	0.33	3	1	FARMINGTON
1037	2301017	11/18/2023	CHIPPENDALE	Delta Medical	3	1.71	6	3.4	FARMINGTON
1038	2301018	11/18/2023	DENMARK	Smoke detector activation, Burnt food	6	3.25	17	10.27	FARMINGTON
1039	2301021	11/19/2023	CLEARWATER	Delta Medical	3	0.61	8	1.73	FARMINGTON
1040	2301022	11/19/2023	ENGLISH	Unauthorized burning	1	0.09	1	0.08	FARMINGTON
1041	2301023	11/19/2023	EMPIRE	Bravo Medical	4	1.59	11	4.95	FARMINGTON
1042	2301025	11/19/2023	EUCLID	Dispatched and cancelled en route	3	0.35	12	1.6	FARMINGTON
1043	2301027	11/20/2023	12TH	Delta Medical	3	1.35	6	3.4	FARMINGTON
1044	2301028	11/21/2023	10TH	Delta Medical	1	0.33	3	1	FARMINGTON
1045	2301029	11/21/2023	EUCLID	Delta Medical	3	1.78	10	6	FARMINGTON
1046	2301030	11/22/2023	TWIN POND	Smoke detector activation, Burnt food	3	0.46	10	2.08	FARMINGTON
1047	2301031	11/23/2023	209TH	Bravo Medical	3	1.58	10	5.33	FARMINGTON
1048	2301032	11/24/2023	5TH	Delta Medical	2	1.15	5	2.92	FARMINGTON
1049	2301033	11/24/2023	DENMARK	Delta Medical	3	0.64	8	2.73	FARMINGTON
1050	2301034	11/24/2023	UPPER 183RD	Delta Medical	3	0.93	9	2.85	FARMINGTON
1051	2301035	11/24/2023	MUNICIPAL	Good intent call, other	1	0.08	3	0.2	FARMINGTON
1052	2301037	11/25/2023	UPPER 182ND	Dispatched and cancelled en route	2	0.14	11	0.73	FARMINGTON
1053	2301038	11/25/2023	ENGLISH	Unauthorized burning	2	0.47	2	0.47	FARMINGTON
1054	2301039	11/25/2023	BRENNAN	Public service	2	0.8	4	1.85	FARMINGTON
1055	2301042	11/26/2023	WALNUT	Delta Medical	4	2.44	9	5.3	FARMINGTON
1056	2301043	11/26/2023	DUPONT	Delta Medical	4	0.57	10	1.5	FARMINGTON
1057	2301044	11/27/2023	11TH	Delta Medical	3	1.15	5	1.92	FARMINGTON
1058	2301045	11/27/2023	3rd	Motor vehicle/pedestrian accident (MV Ped)	2	1.4	7	3.73	FARMINGTON
1059	2301047	11/27/2023	EMBERS	Dispatched and cancelled en route	1	0.12	9	1.05	FARMINGTON
1060	2301048	11/27/2023	6TH	Carbon monoxide incident	1	0.2	1	0.2	FARMINGTON
1061	2301049	11/28/2023	WALNUT	Building fire	8	2.17	24	9.03	FARMINGTON
1062	2301051	11/29/2023	DENMARK	Delta Medical	3	0.67	6	1.77	FARMINGTON
1063	2301052	11/30/2023	2ND	Echo Medical	3	1.62	5	2.67	FARMINGTON
1064	2301053	11/30/2023	EMBERS	Dispatched and cancelled en route	2	0.07	4	0.13	FARMINGTON
1065	2301054	11/30/2023	DIVISION	Delta Medical	4	2.59	6	3.9	FARMINGTON
1066	2301055	11/30/2023	CRIMSON	Dispatched and cancelled en route	3	0.5	5	0.85	FARMINGTON
1067	2301056	12/1/2023	213TH	Delta Medical	3	0.94	6	2.9	FARMINGTON

	A	B	C	D	E	F	G	H	I
1165	2300327	4/12/2023	21st	High-angle rescue	1	2.5	1	2.5	City of Hastings
1166	2300199	2/26/2023	5th	Search for lost person, other	1	5.83	1	5.83	City of Minneapolis
1167	2300973	11/1/2023	307th	Assist police or other governmental agency	1	8.5	1	8.5	City of Northfield
1168	2301101	12/17/2023	YANKEE DOODLE	Building fire	5	11.78	12	40.08	EAGAN
1169									
1170	TOTAL CALLS			25 TOTAL HOURS MUTUAL AID	72	131.08	207	298.69	

2023 Annual Report

City of Farmington Fire Department

Dakota County, Minnesota



Fire Chief Justin Elvestad

▶ APPENDICES

Formula and Formula Criteria

Tabulation of Actual Costs

Listing of Capital Equipment

Map of Service Area



EXHIBIT 'A'

FIRE SECTION CHARGES FORMULA

A. FORMULA

$$A = (O + (E/20) + (P/40)) + ((O + (E/20) + (P/40)) * .10) * ((U+V)/2)$$

Where:

A – Actual Charge

O – Prior 12 months operating expenses (Salaries, supplies, professional services, etc.)

E – Equipment costs (20 year depreciation)

P – Land and Building Costs (40 year depreciation)

U - Percentage of relative usage to all user groups

V – Percentage of Taxable Tax Capacity to total protected area
Taxable Tax Capacity

B. FORMULA CRITERIA

O – Operating expenses taken from the City's Books for the previous 12 months. Capital Outlay expenditures for each year are not included here but added to Land, Building or Equipment lists at the end of each year for depreciation purposes.

E – Equipment costs are based on the cost of the item when purchased (including interest and carrying charges associated with debt issuance).

P – Land and Building costs are based on the cost of purchase or construction of Fire Department Facilities (including interest and carrying charges associated with debt issuance).

U – Percentage of relative usage by all service users is based on the number of man-hours actually expended plus the number of actual equipment hours used times a factor of 1.25. Non-contracted areas are picked up by allocating costs to other user groups.

V – Percentage of Taxable Tax Capacity based on the coverage area in the year the service was provided.

FIRE CONTRACT

TABULATION OF ACTUAL COSTS - 2023

SPECIAL LEVY		-
OPERATING COSTS:		
SALARIES	612,330.72	
BENEFITS	512,665.60	
UTILITIES	32,243.24	
FUEL & LUBRICANTS	23,666.62	
DUES & SUBSCRIPTIONS	7,765.33	
SUPPLIES & UNIFORMS	104,201.14	
PRINTING & PUBLISHING	-	
SCHOOLS & CONFERENCES	32,908.88	
BUILDING MAINT & RENTAL	39,779.22	
EQUIPMENT MAINT & RENTAL	62,631.57	
PROFESSIONAL SERVICES	102,438.48	
EMERGENCY DISPATCH	129,080.80	
TOTAL OPERATING COSTS		1,659,711.60
2022 EQUIPMENT DEPRECIATION	237,572	
2022 BUILDING DEPRECIATION	74,635	
TOTAL DEPRECIATION COSTS		<u>312,206.62</u>
SUBTOTAL		1,971,918.22
UNALLOCATED COSTS @ 10%		<u>197,191.82</u>
TOTAL COSTS TO BE ALLOCATED		<u>2,169,110.05</u>

FIRE CONTRACT

<u>year</u>	<u>description</u>	<u>original cost</u>	<u>annual depreciation</u>	<u>accum depr 2022</u>	<u>2023</u>
Equipment			20 years		
2001	Day room furniture	2,023.50	101	2,024	-
2001	hose bridge set	863.98	43	864	-
2001	air pack	14,696.00	735	14,700	(4)
2001	Pierce Lance Pumper	345,000.00	17,250	345,000	-
2001	Delta Hose tester & adapters	2,082.50	104	2,083	-
2002	60" Hurst Hydraulic Ram & attachment	1,996.50	100	1,997	-
2002	2002 Ford Expedition	30,281.00	1,514	30,280	1
2003	Gateway laptop computer	2,000.00	100	1,900	100
2004	2004 Tanker Truck	174,855.00	8,743	157,374	8,743
2005	1993 Spartan Gladiator pumper upgrades	40,170.00	2,009	34,153	2,009
2005	2005 Typhoon e-one rescue truck	295,740.00	14,787	251,379	14,787
2006	BAUER 6000 PSI COMPRESSOR	18,000.00	900	14,400	900
2006	BAUER 6000 PSI COMPRESSOR	24,030.00	1,202	19,232	1,202
2006	UNIMAC WASHER/DRYER	8,933.22	447	7,152	447
2006	RESCUE 4797 REPAIRS	29,528.05	1,476	23,616	1,476
2008	2008 CHEV SILVERADO -SUMMIT WHITE	24,480.18	1,224	17,136	1,224
2008	RESQTEC LIFTING BAG & EQUIP/Lift Kit&Veh stab.	13,103.29	655	9,170	655
2013	Video Cam for new Fire Truck	6,950.00	348	3,480	348
2013	Laundry System for Fire Station	6,269.29	313	3,130	313
2013	2013 Pierce Pumper Truck	566,151.89	28,308	283,080	28,308
2013	2014 Chev Tahoe	31,405.00	1,570	15,700	1,570
2013	Equipment/Accessories for 2014 Chev Tahoe	7,492.80	375	3,750	375
2014	2014 RAM 3500 Chassis - Brush Truck	46,070.67	2,304	20,736	2,304
2014	Brush Truck Equipment	12,039.81	602	5,418	602
2014	Portable Tank/Pump - Brush 12	13,286.47	664	5,976	664
2014	2015 Police Interceptor	27,565.75	1,378	12,402	1,378
2014	2015 Interceptor Equipment	6,190.58	310	2,790	310
2015	2014 RAM 3500 Body - Brush Truck	12,647.00	632	5,056	632
2015	Brush Truck Graphics - 2014 RAM	3,685.00	184	1,472	184
2015	Portable Tank/Pump - Brush 2	13,835.27	692	5,536	692
2015	Topper for Fire Vehicle	4,155.00	208	1,664	208
2015	Extraction Equipment	29,762.75	1,488	10,416	1,488
2015	Brush 2 Vehicle Accessories/Equipment	1,780.60	89	712	89
2015	Brush 12 Vehicle Equipment/Accessories	1,016.53	51	408	51
2015	Chief 1 Vehicle Equipment/Accessories	8,668.02	433	3,464	433
2016	Oxygen Sensor/CO Meter	1,272.00	64	448	64
2016	6 PAGERS, 3 YR SERVICE, CHRGR	3,419.75	171	1,197	171
2016	Water Extinguisher, Chief Vehicle	844.07	42	294	42
2016	Port Radio/Battery & Charger	3,176.00	159	1,113	159
2016	Gas Dryer for Fire Station #1	4,015.50	201	1,407	201
2016	FD 2016 SCBA Replacement	39,990.00	2,000	14,000	2,000
2016	JYD LRG ZSTRUT,ACCESS,MTG	2,834.70	142	994	142
2016	MINITOR PAGERS (6)	3,030.00	152	1,064	152
2016	2000 W GENERATOR, LT	2,625.00	131	917	131
2016	CHAIN SAWS AND MOUNTING BRACKET	1,425.15	71	497	71
2016	NEW FD AED'S	8,250.00	413	2,891	413
2016	2016 CHEV SILVERADO TRUCK	34,968.00	1,748	12,236	1,748
2016	ACCESSORIES FOR 2016 DODGE RAM	10,471.02	524	3,668	524
2016	2016 DODGE RAM	64,116.92	3,206	22,442	3,206
2016	RESCUE 2 TRK ACCESSORIES/TOOLS/EQUIPMENT	4,439.86	222	1,554	222
2016	WINCH FOR BRUSH TRK 2	1,668.68	83	581	83
2016	2016 CHEV SILVERADO CHIEF 3 W/ TOPPER & LGHTS	46,466.43	2,323	16,261	2,323
2016	FIRE EQUIP & TOOLS	657.85	33	231	33
2016	THERMAL IMAGING CAMERAS	14,513.00	726	5,082	726
2016	FIRE LED STD SYSTEM	5,313.90	266	1,862	266
2016	RAM AIR 4PLC UNIT GEAR DRYER	11,791.90	590	4,130	590
2016	MINITOR VHF PAGERS	7,106.00	355	2,485	355
2016	EMERGENCY ALERT PAGERS	4,076.00	204	1,428	204
2016	VEHICLE OVERHAUL - FFD TRUCK	6,724.00	336	2,352	336
2017	NEW FD AED'S - RESCUE 1 & 2	3,400.00	170	1,020	170
2017	FD STATION 2 FITNESS EQUIPMENT/FLOORING	21,795.04	1,090	6,540	1,090
2017	THERMAL IMAGING CAMERAS	8,263.31	413	2,478	413
2017	WATER RESCUE INFLATABLE	4,600.00	230	1,380	230
2017	RADIO EQUIPMENT	3,830.00	192	1,152	192

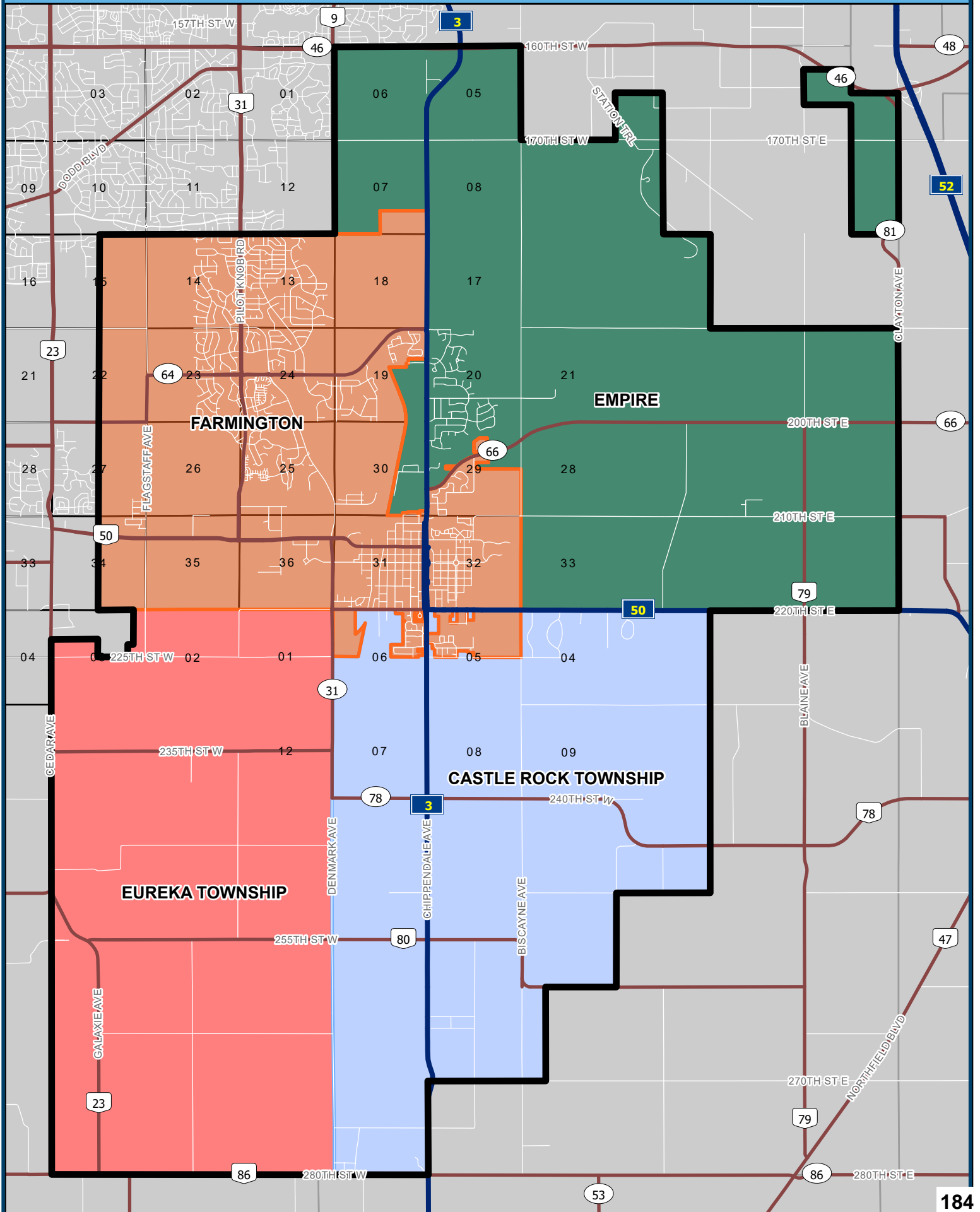
FIRE CONTRACT

<u>year</u>	<u>description</u>	<u>original cost</u>	<u>annual depreciation</u>	<u>accum depr 2022</u>	<u>2023</u>
2017	2017 SCBA PURCHASE	41,150.00	2,058	14,406	2,058
2017	2017 TURNOUT GEAR	13,479.69	674	4,044	674
2017	NEW HOSE	2,060.90	103	618	103
2017	REPLACEMENT GAS MONITORS	5,000.00	250	1,500	250
2018	REPLACEMENT FLOORING FIRE STATION #1	7,900.00	395	1,975	395
2018	CO MONITORS	892.50	45	225	45
2018	NOZZELS/TOOLS FOR ENGINE	1,102.61	55	275	55
2018	FIRE EXTINGUISHERS/AUTO CRIB	5,202.63	260	1,300	260
2018	HONDA GENERATOR FOR ENGINE	2,722.80	136	680	136
2018	AIR PACK MASKS	10,000.00	500	2,500	500
2018	FIRE NOZZELS	3,246.32	162	810	162
2018	GAS MONITORS	6,479.59	324	1,620	324
2018	PORTABLE SCENE LIGHTS	2,380.00	119	595	119
2018	WATER FLOW TESTING EQUIPMENT	1,672.23	84	420	84
2018	REAR BARRIER W/ MESH FOR TAHOE	548.25	27	135	27
2018	FIRE HOSE : NEW ENGINE 11	4,136.00	207	1,035	207
2018	FIRE HOSE	5,453.50	273	1,365	273
2018	LAMINATOR	61.99	3	15	3
2018	AIR PACKS	61,560.00	3,078	15,390	3,078
2018	AIR PACK MASKS	5,300.00	265	1,325	265
2018	AIR PACK BREATHING MASKS	12,810.00	641	3,205	641
2018	DECONTAMINATION PUMP	775.00	39	195	39
2018	INFLATABLE RESCUE BOAT	5,030.00	252	1,260	252
2018	ENG 11: NOZZLES/RADIO	5,572.37	279	1,395	279
2018	ICE RESCUE DRY SUITES : ENG 11	2,300.00	115	575	115
2018	DOOR ENTRY SPREADERS	6,315.50	316	1,580	316
2018	DOOR BREACH ENTRY TRAINER	7,750.00	388	1,940	388
2018	VENTILATION FAN	3,333.80	167	835	167
2018	MASK VOICE AMPS	8,480.00	424	2,120	424
2019	BACKPACK VACUUM	117.19	6	24	6
2019	FIRE HYDRANT TOOL BAG	50.00	3	12	3
2019	TIRE GUAGE	51.74	3	12	3
2019	PAGERS (10)	7,980.00	399	1,596	399
2019	TOOLS: CHIEFS VEHICLE	671.92	34	136	34
2019	TOOLS/BAG (5): CHIEFS VEHICLES	788.39	39	156	39
2019	EXTENSION LADDER	50.00	3	12	3
2019	LIFE SAFETY ROPE/ICE AWLS	215.42	11	44	11
2019	TRAILER HITCH FOR UTV	49.85	2	8	2
2019	ICE RESCUE: ROPE/BAG; VEST; WEIGHTS	1,053.36	53	212	53
2019	FIRE#2: HOSE	53.99	3	12	3
2019	GARAGE DOOR OPENER/INSTALL	2,498.00	125	500	125
2019	MICRO GAS MONITOR	1,402.31	70	280	70
2019	PROSHAKE UPRIGHT VACUUM	299.99	15	60	15
2019	COMPUTER/MONITORS	1,091.52	55	220	55
2019	SHORETEL PHONE DEPUTY FIRE	433.60	22	88	22
2019	ENG 11: EQUIPMENT	79,962.80	3,998	15,992	3,998
2019	ENGINE 11 - PUMPER TRUCK	701,577.66	35,079	140,316	35,079
2019	FIRE#1: CABINETS/COUNTERTOPS	9,390.00	470	1,880	470
2019	CHIEFS VEHICLE: EQUIPMENT	1,707.81	85	340	85
2019	FIRE#1: FRIDGE/RANGE/DSHWSHR	3,886.97	194	776	194
2019	DEPUTY CHIEF VEHICLE: EQUIPMENT/LIGHTS	6,383.01	319	1,276	319
2019	FD#2: SMTH MACH/BAR/MATS/WGHTS	5,200.00	260	1,040	260
2019	BOBCAT UTV & HGH PRESSURE PUMP	32,239.34	1,612	6,448	1,612
2019	ALUMA TRAILER	8,537.98	427	1,708	427
2020	LOCK SLOT/FORCIBLE ENTRY TOOL	361.81	18	54	18
2020	STREET CONES AND BRACKET	335.67	17	51	17
2020	PRICE VHCLE: BTTRY CHGR/CENCOM	1,219.37	61	183	61
2020	STEARNS 'VR' RESCUE VEST (2)	365.00	18	54	18
2020	BATTERY CHGR/JUMPR CABLES	317.21	16	48	16
2020	BOLT CUTTER/BRCKT: PRICE, M	282.68	14	42	14
2020	SAFETY GLASSES (2)	226.55	11	33	11
2020	NON-CNTCT INFRARED THRMTR (2)	313.46	16	48	16
2020	FIT TEST SMPLNG PROBE KIT-N95	218.99	11	33	11
2020	MOTIS SNAGGER TOOL (8)	464.00	23	69	23
2020	EVIDENCE COLLECTION KIT (2)	1,350.00	68	204	68
2020	HACKZALL SAW KIT & BLADES (2)	314.80	16	48	16

FIRE CONTRACT

<u>year</u>	<u>description</u>	<u>original cost</u>	<u>annual depreciation</u>	<u>accum depr 2022</u>	<u>2023</u>
2020	FIRE RADIOS (8)	38,264.50	1,913	5,739	1,913
2020	PROTECTIVE EQUIPMENT WASHERS	39,455.48	1,973	5,919	1,973
2020	ICE RESCUE KITS (6)	2,334.00	117	351	117
2020	30" FORCIBLE ENTRY TOOL (3)	708.00	35	105	35
2020	TWO MINI COMPS FOR TV FIRE1&2	359.80	18	54	18
2020	EMREGENCY ALERT PAGER	319.00	16	48	16
2020	SURFACE LAPTOP FOR BRUSH VH	1,413.55	71	213	71
2020	F#4786 -DEP FIRE CHIEF VEHCLE	45,645.77	2,282	6,846	2,282
2020	STORAGE CONTAINERS (2)	8,200.00	410	1,230	410
2020	F#4792 2020 FORD F350 V#9652 - BRUSH TRUCK	47,024.80	2,351	7,053	2,351
2020	SCBA PACKS (12)	62,976.00	3,149	9,447	3,149
2021	HVY DUTY COMM UTILITY CARTS(2)	299.96	15	30	15
2021	SNOW SHOVEL	59.99	3	6	3
2021	FLASHLIGHT	42.84	2	4	2
2021	DECIBEL METER	55.99	3	6	3
2021	FS#2 FURNACE REPLACEMENT	5,980.00	299	598	299
2021	ANALOG SCALE	12.99	1	2	1
2021	HOSE REEL LADDER BAY ST 1	188.70	9	18	9
2021	BATTERY CHARGER	902.76	45	90	45
2021	BIT SET	3.74	0	-	0
2021	VACUUM (3)	135.00	7	14	7
2021	SAWZALL/COMBO KIT/MULTI-TOOL	66.10	3	6	3
2021	M18 CIRCULAR SAW 6 1/2"	14.99	1	2	1
2021	MEASURING WHEEL	63.71	3	6	3
2021	CH 5 MEASURING WHEEL	77.98	4	8	4
2021	IND DUTY DOOR OPENER: FIRE#2	2,867.00	143	286	143
2021	FIRE 1: SCKT ADPTR/SCRWDRIVER	26.98	1	2	1
2021	50' CORD REEL & RECEP	361.50	18	36	18
2021	WATER EXTINGUISHER	120.00	6	12	6
2021	FIRE GEAR RACK	1,582.25	79	158	79
2021	ROLLING UTILITY CART	73.00	4	8	4
2021	VACUUM	15.03	1	2	1
2021	UTILITY KNIFE	1.50	0	-	0
2021	RIT BAG LADDER 1	3,988.00	199	398	199
2021	GRINDER	16.25	1	2	1
2021	SQUEEGES (24): BOTH STATIONS	936.59	47	94	47
2021	GRIP WRENCH SET	2.25	0	-	0
2021	6 STEP GRIP LADDER (2)	2,191.76	110	220	110
2021	TIRE PRESSURE GAUGE	39.99	2	4	2
2021	LABEL PRINTER	59.53	3	6	3
2021	TRASH CAN, 32GAL BLK	19.99	1	2	1
2021	32 GAL TRASH CAN: FIRE#1	19.99	1	2	1
2021	COFFEE POT	129.98	6	12	6
2021	LADDER 1 EQUIPMENT	17,817.03	891	1,782	891
2021	F#4797 A#3156 LADDER TRUCK	1,156,674.00	57,834	115,668	57,834
2021	F#4797 LADDER TRUCK	8,148.45	407	814	407
2021	F#4797 LADDER TRUCK DMV FEES	27.00	1	2	1
2021	F#4797 LADDER 1: ROPE BAGS	3,536.44	177	354	177
2021	F#4797 KEY SECURE	913.00	46	92	46
2021	HOSE NOZZLES	6,166.84	308	616	308
2021	GAS MONITOR SENSORS (3)	1,201.92	60	120	60
2021	F#4797 FLAGS	59.98	3	6	3
2021	BW MICRO 5 HCN SENSOR	406.84	20	40	20
2021	TOOLS FOR LADDER TRUCK	495.09	25	50	25
2021	RIT BAG LADDER 1	3,988.00	199	398	199
2021	SAFETY ROPE FOR LADDER TRUCK	373.51	19	38	19
2021	RESCUE BASKET FOR UTV	601.25	30	60	30
2021	BBQ GRILL	779.99	39	78	39
2021	TV FOR FIRE STATION 1 TRN RM	899.99	45	90	45
2021	800MHZ RADIOS(16) & MOBILE (1)	108,955.10	5,448	10,896	5,448
2021	CHG UNITS/SPRK MICS/HLSTR/CHRG	11,535.00	577	1,154	577
2021	PORTABALE RADIOS (QTY 16)	63,272.00	3,164	6,328	3,164
2022	LIVE BURN TRLR WITH GRAPHICS	58,186.00	2,909	2,909	2,909
2022	TRAINING TRAILER	74,971.00	3,749	3,749	3,749
2022	EXTRICATION TOOLS	33,926.03	1,696	1,696	1,696

Farmington Fire Department Service Areas





MEMORANDUM

Date: March 12, 2024
To: Empire City Council
From: Charles Seipel-Teng, Clerk-Administrator
RE: Information from Charter Communications on Cable Lineup Changes

Attachment(s): Charter Communications.pdf



February 27, 2024

Delivery via Email Please Reply "Received"

Mr. Charles Seipel - Teng
City of Empire
3385 197th Street
Farmington, MN 55024

RE: TBN Enlace Discontinuation (Olympusat)

Dear Mr. Seipel - Teng:

Spectrum Mid-America, LLC ("Spectrum"), is making its customers aware that TBN Enlace (Olympusat) has notified us that it will discontinue programming on March 18, 2024. Accordingly, Spectrum will cease carriage of TBN Enlace (Olympusat) on channel 256 on the Rosemount, MN channel line-up serving your community. On March 18, 2024, Spectrum will display a slate message that programming is no longer available.

If you have any questions about this change, please feel free to contact me at (952) 367-4263 or via email at david.larson@charter.com.

Sincerely,

David Larson
Director, State Government Affairs Minnesota
Charter Government Affairs



MEMORANDUM

Date: March 12, 2024
To: Empire City Council
From: Charles Seipel-Teng, Clerk-Administrator
RE: Save the Date for DCTOA Spring Meeting (March 23, 2024)

Attachment(s): Spring Meeting Save the Date Notice 2024.pdf

PLEASE SAVE THE DATE:

**THE DAKOTA COUNTY TOWNSHIP OFFICERS
ASSOCIATION
SPRING ANNUAL MEETING**

Dakota County Extension Office
4100 220th Street West
Farmington, MN 55024

Saturday, March 23, 2024

Registration starts at 8:30 A.M.

The meeting starts at 9:00 A.M.






MEMORANDUM

Date: March 12, 2024
To: Empire City Council
From: Charles Seipel-Teng, Clerk-Administrator
RE: Dakota County Market Value Update

Attachment(s): Market Value Update.pdf



Board of Commissioners

Request for Board Action

Item Number: DC-3076

Agenda #: 13.1

Meeting Date: 2/27/2024

DEPARTMENT: Assessing Services

FILE TYPE: Regular Information

TITLE

2024 Market Value Update

PURPOSE/ACTION REQUESTED

Annually, the County Assessor prepares a report summarizing market value trends for property tax purposes and makes a presentation to the County Board. The 2024 market value trends report for property tax purposes has been prepared by the Assessor and is presented to the County Board for informational purposes.

SUMMARY

Every year the County Assessor presents information regarding estimated market values to the County Board. As required by statute, the County Assessor establishes estimated market values for all property in the County as of January 2, 2024, for the 2024 assessment, taxes payable in 2025. Assessed values were determined by analyzing sales that occurred from October 1, 2022, to September 30, 2023. The sales period preceding the assessment date is mandated by the Minnesota Department of Revenue. Real estate and personal property taxes are paid in the year following the assessment. For manufactured homes, the property is assessed, and taxes are paid in the same year.

Assessors, by law, must appraise property at market value for property tax purposes. Residential property values have changed on average between -2% to +2%, with a few townships around +5%. The residential median increase is approximately .1% for 2024. Apartment values generally decreased slightly this year from -1% to -3%. The Apartment median change decreased -1.9% for 2024. Commercial increases vary by property type and generally increased 3% to 7% with some property types remaining flat. The Commercial median increase is approximately 4.8% for 2024. Industrial property generally increased 4% to 6% with some above or below this range depending on type and location. The Industrial median increase is approximately 5.1% for 2024. Agricultural land estimated market values increased on average 4.4%, while taxable values, which we receive from the MN Department of Revenue (Green Acres and Ag Preserve) increased about 5.1%.

Countywide taxable market values, including new construction, increased approximately 1.57% to \$73.38 billion. The total net tax capacity has increased 2.16% for the 2024 assessment, taxes payable in 2025, to \$858,145,000.

Valuation notices for 2024 market values will mail (or email) to property owners on March 11, 2024. As described on the valuation notice, property owners who believe their market value is incorrect should contact Assessing Services during the "Open Book Informal Appeal" period by filling out an

online appeal at www.dakotacounty.us <<http://www.dakotacounty.us>> and search "Property Appeal", or by calling or emailing Assessing Services.
A report summarizing the 2024 market value trends is attached.

RECOMMENDATION

Information only; no action requested.

EXPLANATION OF FISCAL/FTE IMPACTS

Total net tax capacity has increased 2.16% for the 2024 assessment, taxes payable in 2025, to \$858,145,000. This figure will likely decrease slightly as the year goes on due to valuation and classification changes. Additionally, the legislature may make changes that impact market value and/or tax capacity values. The effect of any legislative actions will not be known until mid-summer.

- None
- Current budget
- Other
- Amendment Requested
- New FTE(s) requested

RESOLUTION

Information only; no action requested.

PREVIOUS BOARD ACTION

None.

ATTACHMENTS

Attachment: 2024 Market Value Update

BOARD GOALS

- A Great Place to Live
- A Healthy Environment
- A Successful Place for Business and Jobs
- Excellence in Public Service

CONTACT

Department Head: Scott Lyons
Author: Scott Lyons

DAKOTA COUNTY ASSESSING SERVICES
ADMINISTRATION CENTER
651-438-4200

MEMO

DATE: February 27, 2024
TO: Dakota County Commissioners
FROM: Scott Lyons, Assessing Services Director
RE: 2024 Value Update

Valuation notices for 2024 market values will be mailed March 11, 2024. There are approximately 143,409 notices being mailed to manufactured home, real and personal property owners. An additional 25,355 property owners will receive electronic notices via email which is a 10% increase over this mailing last year (23,027).

Market value changes varied across property types for the 2024 assessment for taxes payable in 2025. Residential property values have changed on average between -2% to +2%, with a few townships around +5%. Apartment values generally decreased slightly this year from -1% to -3%. Commercial increases vary by property type and generally increased 3% to 7% with some property types remaining flat. Industrial property generally increased 4% to 6% with some above or below this range depending on type and location. Agricultural land estimated market values increased on average 4.4%, while taxable values, which we receive from the MN Department of Revenue (Green Acres and Ag Preserve) increased about 5.1%. Due to revaluation and market trends, there are some areas/parcels that had above/below average value changes. Exempt property changes vary by individual properties and the value of exempt properties are not included in the market value totals below. Railroad and utility valuations are assessed and certified by the MN Department of Revenue by June 30th and July 15th, respectively. Changes in value for state assessed property types are unknown and will not be reflected in the following taxable market value totals.

Countywide taxable market values, including new construction, increased approximately 1.57% to \$73.38 billion. The total net tax capacity has increased 2.16% for the 2024 assessment, taxes payable in 2025, to \$858,145,253; .47% of the increase is attributed to changes in the real estate market and 1.69% is attributed to new construction. Tax base figures will likely decrease slightly as the year goes on due to valuation and classification changes. Additionally, the legislature may make changes that impact market value and/or tax capacity values. The effect of any legislative actions will not be known until mid-summer.

In summary, the 2024 **estimated** market value (EMV) is \$75.47 billion; the **taxable** market value (TMV) is \$73.38 billion. The 2023 EMV was \$73.6 billion; TMV was \$72.25 billion. Attached is a comparison of taxable market value and local tax capacity by property usage.

Open Book and Board of Appeal and Equalization attendance is expected to be lower than last year. Attached is the schedule for the 2024 Open Book Review Period and Board of Review meeting for your information.

Market value and appeal information that may be helpful has been updated on the website at <http://www.co.dakota.mn.us/HomeProperty/Assessing/Pages/default.aspx>.