AGENDA
CITY COMMISSION MEETING
TUESDAY, NOVEMBER 3, 2026
1:00 PM
CITY ADMINISTRATIVE CENTER 301 N. 8TH STREET GARDEN CITY, KS 67846

1. Note:

1.A. Pre-meeting at 11:00 a.m. - 11:45 a.m., located in the Meeting Room at the City Administrative Center for a presentation on results of the Employee Engagement survey. Administrative staff will be present and the pre-meeting will be open to the public.
TMA City-Wide Report
TMA Department Plans

2. REGULAR MEETING CALLED TO ORDER AND CITY CLERK ANNOUNCING QUORUM PRESENT

3. PLEDGE OF ALLEGIANCE TO THE FLAG AND INVOCATION

4. APPROVAL OF THE MINUTES OF THE LAST REGULAR MEETING, WHICH IF NO CORRECTIONS ARE OFFERED, SHALL STAND APPROVED

4.A. October 6, 2026 Commission Meeting Minutes
10-27-2026 City Commission Minutes

5. PUBLIC COMMENT Agenda Schedule Allowance: 30 minutes (5 minutes per spokesperson)

6. CONSIDERATION OF PETITIONS, MEMORIALS AND REMONSTRANCES

6.A. The Governing Body is asked to consider and approve a request from Levi Burnfin with Garden City Education Association to proclaim the week of November 16-20, 2026 as American Education Week in Garden City, Kansas.
2026 GCEA Proclamation Request Letter
2026 GCEA Proclamation

7. REPORT OF THE CITY MANAGER

7.A. Steve Quakenbush, Finney County Historical Society thanked Cemetery staff for their assistance in the 2026 Historic Cemetery Walking Tours that took place October 8-10, 2026.
Finney County Historical Society - Historic Walking Tours Contribution

7.B. Finney County Assistant Director of Emergency Medical Services Luke Sullivan will present a quarterly update on Finney County Emergency Medical Services.
Third Quarter EMS Report

7.C. Presentation of the August 2026 Code Enforcement Report from Neighborhood & Development Services.
August 2026 Code Enforcement Report

7.D. Presentation of the September 2026 Code Enforcement Report from Neighborhood & Development Services.
September 2026 Code Enforcement Report

7.E. Presentation of the 2026 Quarter 3 Social Media Report from the Communications Department.
Q3 2026 Social Media Report

7.F. Presentation of the monthly City-wide performance management report for September 2026.
September Report

7.G. Presentation of September 2026 Monthly Financial report from Service and Finance
Monthly Financial Report - September 2026
YTD Budget Report - September 2026

7.H. Presentation of the October 2026 Monthly Sales Tax Reports from Service and Finance.
Sales Tax Reports - October 2026

7.I. Presentation of the September 2026 monthly staff report from Lee Richardson Zoo
Zoo Current Monthly report

8. MEETINGS OF NOTE

8.A.

- November 3, 2026 - General Election Day - 7:00 a.m. - 7:00 p.m.
- November 10, 2026 - Southwest Kansas Chambers of Commerce - Annual Legislative Appreciation Dinner at Liberal Country Club at 6:30 p.m.
- November 14, 2026 - Veterans Day Parade on Main Street from 10:00 a.m. - 11:00 a.m.
- November 14, 2026 - Veterans Day Fireworks at the West Exhibition Building Parking Lot at approximately 7:00 p.m.
- November 18, 2026 - Garden City Area Chamber of Commerce Membership Breakfast at The Refinery at 7:10 a.m.
- November 18, 2026 - Abe Hubert Elementary - Thankful Thursdays - Coffee & Donuts at 8:00 a.m.
- November 19, 2026 - Garden City Area Chamber of Commerce - 31st Annual Crystal Apple Awards at The Refinery at 6:30 p.m.
- November 21, 2026 - Fantasy Tree Festival / Holiday Home Tours at the Finney County Exhibition Building
- December 1, 2026 - Western Kansas Community Foundation - Match Day at First United Methodist Church from 7:00 a.m. - 7:00 p.m.

- December 6, 2026 - Downtown Vision - Commerce Bank Christmas Parade on Main Street at 6:00 p.m.
- December 12, 2026 - Friends of Lee Richardson Zoo's - Wild Lights Holiday Light Show at Lee Richardson Zoo from 5:00 - 9:00 p.m.

9. CONSIDERATION OF APPROPRIATION ORDINANCE

9.A. Appropriation Ordinance No. 2622-2026A

10. CONSIDERATION OF ORDINANCES AND RESOLUTIONS

10.A. 1:30 P.M. - Public Hearing for the Governing Body to consider and approve an ordinance creating the Kripa Community Improvement District and authorizing the levy of a Community Improvement District retailers' sales tax to be collected within the district.

1. Ordinance No. _____-2026, an ordinance creating the Kripa Community Improvement District in the City of Garden City, Kansas an authorizing the levy of a Community Improvement District retailers' sales tax to be collected within the district.

Ordinance No. _____-2026 (Creating the CID)

10.B. The Governing Body is asked to consider and approve a resolution of intent to create a redevelopment district, approve a redevelopment plan, and set a public hearing for Kripa Developers, LLC.

1. Resolution No. _____-2026, a resolution stating the intention of the City of Garden City, Kansas to consider creation of a redevelopment district, approve a redevelopment plan for the district, and providing for notice of a public hearing on such matters.

TIF District Plan
Resolution of Intent - TIF

10.C. The Governing Body is asked to consider and approve an ordinance from "R-3" Multiple Family Residential to "I-2" Medium Industrial District for the property generally located in the 1600 Block of W. Joe McGraw Street, Garden City, Kansas.

1. Ordinance No. _____ - 2026 an ordinance approving the rezoning of certain real property in the corporate limits of Garden City, Kansas from "R-3" Multiple Family Residential District to "I-2" Medium Industrial District that is generally located in the 1600 Block of West Joe McGraw Street, Garden City, Kansas, pursuant to the application of American Warrior Construction, Inc.; and district zoning map, zoning regulations, and district zoning map of the City of Garden City, Kansas; and repealing the current zoning ordinance, zoning regulations, and district zoning map of the same; all to the Code of Ordinances to the City of Garden City, Kansas.

Vicinity Map
General Information
Rezone Ordinance
12-PC Minutes-October 19, 2026.pdf

11. OLD BUSINESS

12. NEW BUSINESS

12.A. The Governing Body is asked to consider and approve publishing a Notice of Budget Hearing for amending the 2026 Budget to reflect actual 2026 expenditures. The proposed date and time of the hearing is December 1, 2026 at 1:30 p.m.

Amended Budget 2026 - Notice of Budget Hearing

12.B. Staff requests Governing Body consideration of an Executive Session pursuant to K.S.A. 75-4319(b)(1) pertaining to personnel matters of nonelected personnel and their contractual obligations because if this matter were discussed in open session it might invade the privacy of those discussed.

12.C. The Governing Body is asked to consider the appointment of an Interim City Manager.

13. CONSENT AGENDA

13.A. The Governing Body is asked to consider and approve abatement of nuisance conditions at 2009 Center Street pursuant to Section 38-63 of the Environmental Code of Ordinances.

Vehicle Photo - 2009 Center Street

13.B. The Governing Body is asked to consider and approve abatement of nuisance conditions at 1005 W Olive Street pursuant to Section 38-63 of the Environmental Code of Ordinances.

Vehicle Photo - 1005 W Olive Street

13.C. The Governing Body is asked to consider and approve abatement of nuisance conditions at 2107 A Street pursuant to Section 38-63 of the Environmental Code of Ordinances.

Vehicle Photo - 2107 A Street

13.D. The Governing Body is asked to consider and approve abatement of nuisance conditions at 1716 Henderson Drive pursuant to Section 38-63 of the Environmental Code of Ordinances.

Vehicle Photo - 1716 Henderson Drive

13.E. The Governing Body is asked to consider and approve abatement of nuisance conditions at 1216 Parkwood Lane pursuant to Section 38-63 of the Environmental Code of Ordinances.

Vehicle Photo - 1216 Parkwood Lane

13.F. The Governing Body is asked to consider and approve abatement of nuisance conditions at 2009 Center Street pursuant to Section 38-139 of the Environmental Code of Ordinances.

Environmental Photos - 2009 Center Street

13.G. The Governing Body is asked to consider and approve abatement of nuisance conditions at 1803 Mikes Drive pursuant to Section 38-139 of the Environmental Code of Ordinances.

Environmental Photos - 1803 Mikes Drive

13.H. The Governing Body is asked to consider and approve abatement of nuisance conditions

at 1412 W Mary Street pursuant to Section 38-139 of the Environmental Code of Ordinances.

Environmental Photos - 1412 W Mary Street

13.I. The Governing Body is asked to consider and approve the replat for Golden Plains Third Addition.

Vicinity Map
Plat
PC Minutes

13.J. The Governing Body is asked to consider and approve the Flores Addition Replat.

Vicinity Map
Plat
PC Minutes

14. CITY COMMISSION REPORTS

15. COMMISSIONER OYLER

16. COMMISSIONER CANALES-LOZANO

17. COMMISSIONER LANDGRAF

18. MAYOR NGUYEN

19. COMMISSIONER CESSNA

20. OTHER ENTITIES

20.A. Presentation of the October 13, 2026 Zoo Advisory Board minutes

ZAB Minutes Oct 26

21. ADJOURN

GARDEN CITY
KANSAS

MEMORANDUM

TO: City Commission
THRU: Matthew C. Allen, City Manager
FROM: Celyn N. Hurtado, City Clerk
DATE:
RE: Pre- Meeting - Employee Engagement Survey Results

ISSUE:
Pre-meeting at 11:00 a.m. - 11:45 a.m., located in the Meeting Room at the City Administrative Center for a presentation on results of the Employee Engagement survey. Administrative staff will be present and the pre-meeting will be open to the public.

BACKGROUND:
Employee Engagement Survey results

ALTERNATIVES:

RECOMMENDATION:

FISCAL NOTE:

ATTACHMENTS:
TMA City-Wide Report
TMA Department Plans

City 2026 Engagement Survey

The City

06/13/26

powered by

Engaging People

The way in which your employees engage in their work is critical to your organization's success. True employee engagement is an emotional state where employees feel passionate, energetic, and committed toward their work. When employees are engaged, they invest more of themselves in their work in order to deliver for your team and the organization. When employees engage, great things happen.

This report contains your team's employee survey results. When employees provide their feedback through an organizational survey, they expect to be heard and understood by their leaders. As a manager, you greatly influence many aspects of the work experience. The information in this report presents a unique opportunity for you to understand and improve your team's employee engagement.

Guidance for Managers

Look for Themes – As you read through this report, look for themes of strength and opportunity. What is going well? What are the areas that need improvement? Your highest- and lowest-scoring questions will often help you identify strengths and opportunities.

Be Curious – Adopt an attitude of curiosity. The feedback from your employees may at times be a little confusing or perhaps difficult to read as the manager of the team. Pay attention to your own emotions. If something in the report makes you upset, try to move quickly to an attitude of curiosity. Ask yourself questions, like why are my employee's feeling this way? What can I do to help create a more positive experience? Do not try to identify the individuals behind the feedback or plan some form of retaliation.

Focus on 1 or 2 Areas of Improvement - The most successful managers work with their teams to identify and prioritize one or two areas to work on at a time. Focusing on too many things will dilute your efforts and lead to frustration. You don't have to improve every single low scoring area in your team's results, but you should work diligently to improve one or two areas that will have a positive impact on your team's experience.

©Spectiv, All Rights Reserved

Overall Score

SCORE CALCULATION: Favorable (Agree or Strongly Agree), Neutral, and Unfavorable (Disagree or Strongly Disagree). The overall score represents a combined percentage of all items on the survey that were responded to favorably (Agree or Strongly Agree) by your team. Differences from the organization overall or from any previous survey are listed below the chart.

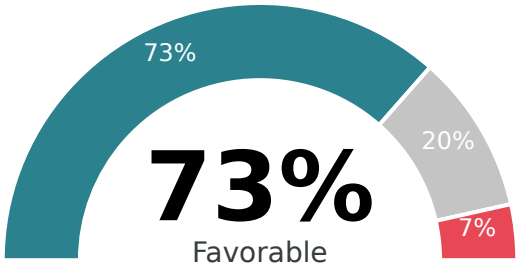

-1 FROM 2023

+0 from Garden City Kansas Overall

Participation

Participation is one measure of success for an employee survey. Your participation number tells you how many team members felt taking the survey was a safe and worthwhile investment of their time.

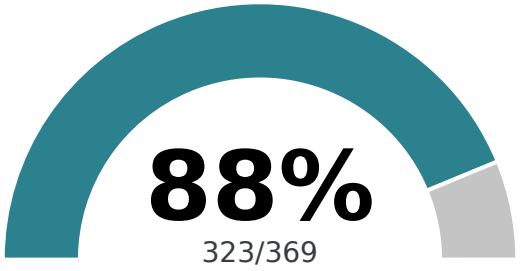

-7 FROM 2023

+0 from Garden City Kansas Overall

Theme Summary

The survey is comprised of different themes (or categories) of questions. Each theme can help you better understand a different element of the employee experience on your team.

Insufficient or no results found.

©Spectiv, All Rights Reserved

High Scores

These are the five survey items across the entire survey with the most favorable responses for your team. Often, these items can help you understand which areas are going well. Consider leveraging these strengths when it comes time to action plan on lower scoring areas. Any change up or down in favorability from the prior survey are listed to the right of the chart.

Item	Favorable	Neutral	Unfavorable	2023
2. I have access to the information I need to do my job effectively.	86%	10%	4%	N/A
9. I can see how the work I do makes a difference.	85%	12%		0
41. Employees here are treated equitably regardless of race, ethnicity, age, gender, disability, religious beliefs, and sexual orientation.	85%	10%	5%	-3
1. I have the tools and resources I need to do my job well.	84%	8%	8%	+5
21. The people I work with treat me with respect.	84%	11%	5%	+5

©Spectiv, All Rights Reserved

Low Scores

These are the five survey items across the entire survey with the fewest favorable responses for your team. These items can help you start to understand which areas might require some attention for improvement. Any change up or down in favorability from the prior survey are listed to the right of the chart.

Item	Favorable	Neutral	Unfavorable	2023
33. The City values employee input, feedback, and suggestions.	56%	35%	10%	+1
7. The level of stress in my job is manageable.	57%	29%	15%	-4
31. The City communicates well with all employees about what is going on.	60%	31%	9%	+7
34. The City provides attractive opportunities for training and development.	61%	29%	10%	-6
32. Senior Management knows what is going on at the City.	62%	30%	8%	+2

©Spectiv, All Rights Reserved

Comparisons

		Favorable	2023	Public Admin	Global
Item	**N**	**Score**	**Delta**	**Delta**	**Delta**
1. I have the tools and resources I need to do my job well.	322	84%	+5	+8	+8
2. I have access to the information I need to do my job effectively.	321	86%	-	-	+4
3. I have the technology I need to do my job effectively.	321	80%	-	-	-
4. Our processes and procedures enable me to my job effectively.	322	68%	-	+10	+11
5. I have received the training I need to do my job well.	321	79%	+2	+5	+3
6. The amount of work I am expected to do is reasonable.	322	66%	-1	+4	-1
7. The level of stress in my job is manageable.	322	57%	-4	-2	-6
8. I feel empowered to do my best work.	322	72%	-7	0	-5
9. I can see how the work I do makes a difference.	322	85%	0	+2	+3
10. My job provides me with a sense of meaning and purpose.	320	83%	-4	+5	+6
11. My work gives me opportunities to learn and grow.	322	79%	-1	+4	+4
12. My talents and skills are used well in my current position.	322	78%	-	+5	+1
13. I feel that I can share my ideas and opinions without fear of negative consequences.	321	64%	0	+9	-7
14. Most days, I look forward to my work.	322	72%	-6	+5	+2
15. My job is fulfilling and challenging.	322	78%	-4	+2	+2
16. I find enjoyment in the job that I perform.	322	83%	-2	+4	+4
17. Overall, I love my job.	322	79%	-4	+7	+4
18. The people on my team collaborate and help each other.	322	80%	-1	-5	-4
19. The people I work with take accountability for results.	322	66%	-4	-10	-11
20. I enjoy working with the people on my team.	321	83%	-1	-4	-5
21. The people I work with treat me with respect.	322	84%	+5	-4	-3

©Spectiv, All Rights Reserved

		Favorable	2023	Public Admin	Global
Item	**N**	**Score**	**Delta**	**Delta**	**Delta**
22. My supervisor communicates important information to the team.	322	75%	-4	-8	-9
23. My supervisor gives me ongoing feedback about my performance.	322	72%	-3	-2	-5
24. My supervisor regularly recognizes my efforts and contributions.	322	68%	-5	-6	-9
25. My supervisor supports my efforts to develop and grow.	322	77%	-4	-2	-1
26. I trust my supervisor.	322	75%	-6	-3	-6
27. My supervisor cares about me.	319	76%	-6	-3	-3
28. My supervisor does a good job communicating the reasons behind change.	322	69%	-	-5	-9
29. When faced with change, I feel supported.	321	67%	-	-	-
30. As an organization, we work effectively across departments and functions.	319	67%	+5	+13	+7
31. The City communicates well with all employees about what is going on.	322	60%	+7	+7	-1
32. Senior Management knows what is going on at the City.	305	62%	+2	+15	-2
33. The City values employee input, feedback, and suggestions.	313	56%	+1	+5	-8
34. The City provides attractive opportunities for training and development.	318	61%	-6	+2	-1
35. There are opportunities for my own advancement at the City.	317	62%	+1	+9	-1
36. The mission and goals of the City are important to me personally.	318	73%	-8	0	-8
37. I feel like I belong here.	321	75%	0	+5	-1
38. The City cares about employees.	321	69%	0	+11	0
39. I can be myself at work.	322	80%	+1	+6	-2
40. The City demonstrates a commitment to developing and retaining a diverse workforce.	311	72%	-1	+11	-2
41. Employees here are treated equitably regardless of race, ethnicity, age, gender, disability, religious beliefs, and sexual orientation.	320	85%	-3	+13	+3
42. The City has an inclusive culture.	313	79%	+3	+8	+2

©Spectiv, All Rights Reserved

		Favorable	2023	Public Admin	Global
Item	**N**	**Score**	**Delta**	**Delta**	**Delta**
43. Employees are treated equitably.	318	71%	-	-	-
44. The City encourages a healthy balance between work and personal life.	319	70%	+7	+8	+3
45. I am confident that the City has a successful future.	319	82%	-2	+20	+3
46. I would choose to remain with the City, even if a job with similar pay and benefits were available elsewhere.	315	63%	-1	+2	-7
47. I would recommend the City as a great place to work.	321	77%	+4	+11	+4

©Spectiv, All Rights Reserved

Engagement Summary

Employee engagement is an emotional state where employees feel passionate, energetic, and committed toward their work. When employees are engaged, they invest more of themselves in the work they do.

Certain survey items, called engagement anchor questions, are designed to measure your team's employee engagement directly. Based on an employee's response to these engagement anchor questions, they are placed into one of four categories of engagement. The chart below shows your team's engagement levels. The overall engagement score combines the two highest engaged groups together.

83%

Engagement

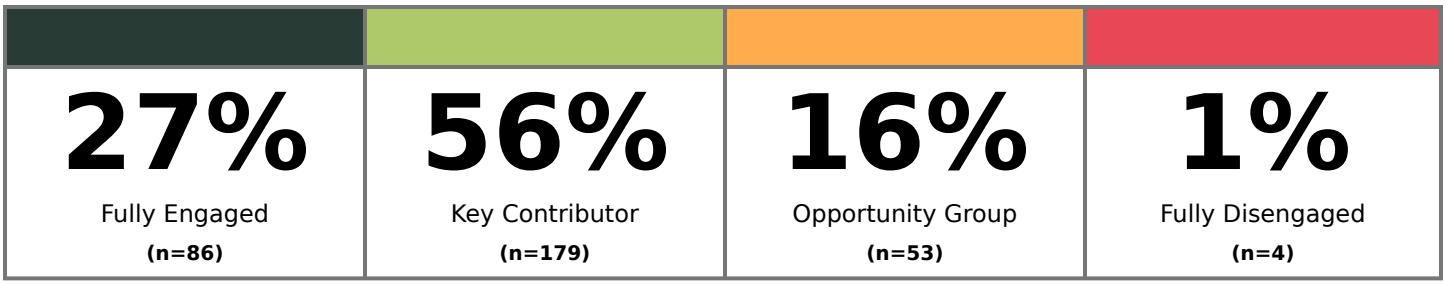

27%	56%	16%	1%
Fully Engaged **(n=86)**	Key Contributor **(n=179)**	Opportunity Group **(n=53)**	Fully Disengaged **(n=4)**
This highly-motivated group of employees is characterized by strong discretionary effort, organizational pride, and innovation.	This satisfied group of employees can be considered the "strong and steady" population heavily represented in most organizations.	This neutral group is on the fence with regard to their work and the organization but has an opportunity to re-engage.	This group is generally frustrated with work, may do the minimum to get by, and shows little opportunity to re-engage.

Items

- 14. Most days, I look forward to my work.
- 15. My job is fulfilling and challenging.
- 16. I find enjoyment in the job that I perform.
- 17. Overall, I love my job.

©Spectiv, All Rights Reserved

Burke Senior Staff Plan

OPPORTUNITY	#	GOAL/ACTION	ACCOUNTABILITY	DUE DATE	DATE COMPLETE	PROGRESS
Communications						
	G1	Increase favorability scores related to City-wide communication by 10% in the next two years.				
	A1	Monthly Departmental Visits - Visit at least one department each month to meet with frontline staff (i.e. ride-a-longs; staff meetings; promotional ceremonies, etc.)	DCM Burke and Department Heads	Monthly		
	A2	Continue City-Wide Onboarding - Use the quarterly onboarding sessions with team to provide an opportunity to introduce myself and be available for questions	DCM Burke and Department Heads	Quarterly		
	A3	Senior Staff City-Wide Presentations - Have Senior Staff visit with all employees 2-3 times each year (i.e. United Way, Engagement Survey, Budget, etc.)	Senior Staff	2-3 times per year		
	A4	Increase All Staff Communication Opportunities - Provide various opportunities for frontline staff to directly communicate with Senior Staff members (i.e. Internal Town Hall, Suggestion Box)	Senior Staff	2-3 times per year		
Measurement Methods						
		Track number of departmental visits; Review evaluation forms for quarterly onboarding training; conduct a follow-up engagement survey in two years				
Needed Resources and Support						
		Support is needed from departments to help coordinate meaningful monthly visits and encourage staff to attend/use communication tools.				

Item 13: I feel that I can share my ideas and opinions without fear of negative consequence (57% favorable)
Item 31: The City communicates well with all employees about what is going on (56% favorable)
Item 32: Senior Management knows what is going on at the City (58% favorable)
Item 33: The City values employee input, feedback, and suggestions (53%)

OPPORTUNITY	#	GOAL/ACTION	ACCOUNTABILITY	DUE DATE	DATE COMPLETE	PROGRESS
Stress/Workload						
	G1	Increase favorability scores related to manageable stress in the workplace by 10% in the next two years.				
	A1	Identify Wellness Programs - Develop pilot programs aimed to help support stress reduction and identify tools to help measure effectiveness of each program (i.e. Acuate Fitness, Wellness checks, peer support programs, mental health professional, EMDR, recharge room)	All staff	12/31/2027		
	A2	Streamline Processes - Review existing processes and identify opportunities to improve efficiency and eliminate waste	All staff	12/31/2027		
	A3	Workload Discussions - Build a discussion about workload into one-on-one meetings with employees	All staff	Monthly		
	A3.2	Recognition Practices - Create opportunities to recognize the efforts of staff during periods of high stress and/or high workloads (i.e. recognition during staff meetings, small incentives, etc.)	Supervisors	Monthly		
	A4	Stress Management Best Practices - Ask employees to share healthy stress management tools they use to help normalize these types of discussions	All staff	Monthly		
Measurement Methods						
		Track changes in overtime, sick, and vacation usage; track usage rates of implemented wellness programs; conduct a follow-up engagement survey in two years				
Needed Resources and Support						
		There may be a financial requirement associated with implementation of the various wellness programs that require city-wide and departmental support.				

Item 7: The level of stress in my job is manageable (50% favorable).

OPPORTUNITY	#	GOAL/ACTION	ACCOUNTABILITY	DUE DATE	DATE COMPLETE	PROGRESS
Training/Development						
	G1	Increase favorability scores related to attractive training opportunities in the workplace by 10% in the next two years.				
	A1	Inventory Existing Training - Review the current training availability and promote offerings, share tuition reimbursement policy, certification options, and work with staff on stretch opportunities.	All staff	12/31/2027		
	A2	Promote Internal Positions - Highlight existing job opportunities within the City on a regular basis and outline the transfer/promotional process	Supervisors	10/31/2026	10/30/2026	Include open positions in off-week memo.
	A3	Career Goal Discussions - Normalize discussions about future career aspirations during regular meetings and help staff identify opportunities to help them reach those goals	All staff	Semi-Annually		
Measurement Methods						
		Track the timeline associated with internal transfers; Identify the number of promotions filled with an internal candidate; conduct a follow-up engagement survey in two years				
Needed Resources and Support						
		This will take coordination across all City departments and will need Human Resources to support the training inventory review and identify training opportunities where gaps are found and to promote internal positions				

Item 34: The City provides attractive training opportunities for training and development (61% favorable)
Item 35: Opportunities for my own advancement at the City (60% favorable)

Police Department

OPPORTUNITY	#	GOAL/ACTION	ACCOUNTABILITY	DUE DATE	DATE COMPLETE	PROGRESS
Supervision						#34. The City provides attractive opportunities for training and development (42%).
	G1	By December 31, 2026, the Garden City Police Department will conduct a consistent employee-feedback process within every division and work group. This can include Team Meetings, Command Group Meetings, One-on-One Meetings. Research the creation of a Chief's Advisory Board.	All staff			
	A1	100% of department work groups conducting quarterly feedback discussions	All staff	6/30/2027		
	A2	Capturing submitted ideas and insuring a documented response within 30 days.	All staff	6/30/2027		
	A3	Completion of brief quarterly pulse checks measuring whether employees believe their input is welcomed and considered	All staff	6/30/2027		
Measurement Methods						
		If another engagement survey is conducted, an increase in favorable responses to the employee-voice survey question from the current 51% to at least 61% on the next department engagement survey.				
Needed Resources and Support		No additional resources or support needed.				

Employees do not consistently feel safe sharing ideas and opinions.

OPPORTUNITY	#	GOAL/ACTION	ACCOUNTABILITY	DUE DATE	DATE COMPLETE	PROGRESS
Wellness/Stress						
	G1	By June 30, 2027, the Garden City Police Department will strengthen its employee wellness program by increasing awareness and continued partnership with Accuate Fitness services, fully implementing and promoting the Recharge Room, and completing research and recommendations regarding confidential annual wellness checks for department employees.				
	A1	Providing all employees with information regarding available Accuate Fitness services and resources	Command Staff	10/31/2026		
	A2	Offering continued department-wide physical fitness, nutrition, mobility, recovery, or wellness opportunities through Accuate Fitness	All staff	4 times / week		
	A3	Establishing written guidelines for the appropriate use and maintenance of the Recharge Room	Command Staff	6/30/2027		
	A4	Providing at least four department-wide communications or educational messages regarding the Recharge Room and available wellness resources	Command Staff	3/31/2027		
	A5	Conducting a confidential employee pulse survey regarding awareness, accessibility, and perceived value of departmental wellness resources	All staff	3/31/2027		
	A6	Researching annual wellness-check programs used by comparable law enforcement agencies and presenting a recommendation to the Command Group	Supervisors	6/30/2027		
Measurement Methods						
		1. Increase in participation in Acuate Fitness sessions.				
		2. If another engagement survey is conducted, increasing the favorable response to the manageable-stress engagement survey question from 44% to at least 54% on the next employee engagement survey				
Needed Resources and Support						
		1. Move into new building and Recharge Room fully operational				
		2. Support from HR on Wellness Checks				

		3. Continued Budgetary Support for both Mental and Physical Health initiatives				

Employees do not consistently feel their level of job stress is manageable.

Fire Department

OPPORTUNITY	#	GOAL/ACTION	ACCOUNTABILITY	DUE DATE	DATE COMPLETE	PROGRESS
Wellness/Stress						
	G1	Implementing a comprehensive occupational wellness and behavioral health evaluation consistent with the recommendations of NFPA 1580. This evaluation will be conducted during their yearly department physical. The department will focus on stress reduction, resiliency, fatigue management, and access to behavioral health resources to create a healthier work environment.	All staff			
	A1	Review NFPA 1580 recommendations and meet with occupational health provider.	Command Staff	1/31/2027		
	A2	Finalize behavioral health evaluation process and identify available support resources	Command Staff	2/28/2027		
	A3	Educate employees and supervisors; establish baseline measurements.	Command Staff	3/31/2027		
	A4	Begin behavioral health evaluations during annual physicals and provide resiliency training	All staff	6/30/2027		
	A5	Complete evaluations for all personnel and assess program effectiveness.	All staff	12/31/2027		
	A6	Review data, update the wellness program, and compare engagement survey results to the previous year.	Command Staff	Annually		
Measurement Methods						
		100% of department personnel will complete a confidential behavioral health evaluation during their annual NFPA 1580-compliant physical.				
Needed Resources and Support						
		Occupational health provider to conduct annual NFPA 1580 physicals and behavioral health screenings.				

I feel that the stress in my job is manageable. 51% favorable

OPPORTUNITY	#	GOAL/ACTION	ACCOUNTABILITY	DUE DATE	DATE COMPLETE	PROGRESS
Supervision						
	G1	Foster a culture of open communication where all personnel are encouraged to share ideas, concerns, and recommendations without fear of retaliation. Leadership will establish consistent, transparent communication practices that promote trust, accountability, and continuous improvement throughout the department.	All staff			
	A1	Establish communication expectations and feedback process.	All staff	1/31/2027		
	A2	Begin monthly station visits and officer communication training.	All staff	2/28/2027		
	A3	Launch suggestion tracking process and communicate results to employees.	Command Staff	3/31/2027		
	A4	Conduct quarterly Chief's Roundtables and recognize implemented employee ideas.	All staff	6/30/2027		
	A5	Complete annual review of communication initiatives and implement improvements.	All staff	Annually		
Measurement Methods						
		Hold four quarterly Chief's Roundtable meetings each year with representation from all shifts. Conduct 12 monthly station visits by the Fire Chief or command staff, with discussion topics documented.				
Needed Resources and Support						
		Fire Chief and command staff commitment to regular employee engagement. A formal suggestion tracking system (electronic or paper).				

I feel like I can share my ideas and opinions without fear of negative consequences. 56% favorable

Neighborhood & Development Services

OPPORTUNITY	#	GOAL/ACTION	ACCOUNTABILITY	DUE DATE	DATE COMPLETE	PROGRESS
Supervision						
	G1	Improve Communication with department and individuals.	All staff			
	A1	Meet weekly with staff as a group or in teams.	Supervisors	1/31/2027		
	A2	Create team building experiences.	All staff	3/31/2027		
	A3	Hold quick one-one check-in meetings with each employee.	All staff	6/30/2027		
Measurement Methods						
		Meetings will take place during blocked time on Thursday 4:30 so each week or bi-weekly we will schedule 1 of the 3 actions items.				
Needed Resources and Support						
		No additional resources or support needed.				

22. My supervisor communicates important information to the team.
23. My supervisor gives me ongoing feedback about my performance.
24. My supervisor regularly recognizes my efforts and contributes.

Municipal Court

OPPORTUNITY	#	GOAL/ACTION	ACCOUNTABILITY	DUE DATE	DATE COMPLETE	PROGRESS
Training/Development						
	G1	Offer at least four training opportunities per year.				
	A1	Collaborate with other departments on trainings they have attended that were cost effective and may be beneficial for our department.	All staff	6/30/2027		
	A2	Research local trainings, webinars or free resources for trainings. NeoGov can be utilized for online training/videos.	All staff	6/30/2027		
	A3	Create a comprehensive list of trainings completed as well as which staff has done the training.	Court Administrator Beltran	12/31/2027		
	A4	Share what is learned in training with others in the department so information is shared.	All staff	13/31/2027		
Measurement Methods						
		Spreadsheet with a list of trainings available and which staff has attended the trainings.				
Needed Resources and Support						
		1. Share information between departments on valuable trainings.				
		2. Support in increasing travel/training budget.				

The City provides attractive opportunities for training and development.

OPPORTUNITY	#	GOAL/ACTION	ACCOUNTABILITY	DUE DATE	DATE COMPLETE	PROGRESS
Process/Procedures						
	G1	All processes and procedures will be clearly written, analyzed and understood by staff.	All staff			
	A1	Identify which process and procedures are written, clear, and updated and if there are any policies that are not identified.	All staff	2/28/2027		
	A2	Identify which member of the team will be responsible for updating the policy/procedure.	All staff	3/31/2027		
	A3	Analyze processes and procedures to ensure they are not obstructing efficiency.	All staff	12/31/2027		
	A4	Meet once a month to review updated procedures.	All staff	12/31/2027		
Measurement Methods						
		List of all processes/procedures will be written with the last date it was updated.				
Needed Resources and Support						
		1. Team effort where responsibility of updating processes and procedures is divided amongst the team.				
		2. If a policy/procedure is identified as being difficult to do the job effectively, this will be communicated to the supervisor and added to monthly meetings.				

Our processes and procedures enable me to do my job effectively.

Garden City Regional Airport

OPPORTUNITY	#	GOAL/ACTION	ACCOUNTABILITY	DUE DATE	DATE COMPLETE	PROGRESS
Training/Development						
	G1	Raise awareness of training and educational opportunities	All staff			
	A1	Inform staff of the Tuition Assistance Police	Supervisors	12/31/2027		
	A2	Discuss training and educational opportunities during team meetings	Supervisors	12/31/2027		
Measurement Methods						
		Department head will seek feedback from employees.				
Needed Resources and Support						
		No additional resources or support needed.				

#34. The City provides attractive opportunities for training and development (42%).

OPPORTUNITY	#	GOAL/ACTION	ACCOUNTABILITY	DUE DATE	DATE COMPLETE	PROGRESS
Supervision						
	G1	Improve supervisors' communication and support of staff.	Supervisors			
	A1	Supervisors will meet monthly to review and discuss media provided in the survey to improve the areas such as communication, support of staff, trust, and accountability.	Supervisors	Monthly		
Measurement Methods						
		Department head will seek feedback from employees on division supervisor's performance.				
Needed Resources and Support						
		No additional resources or support needed.				

#24. My supervisor regularly recognizes my efforts and contributions (58%).
#25. My supervisor supports my efforts to develop and grow (58%)
#26. I trust my supervisor (50%).
#28. My supervisor does a good job communicating the reasons behind change (50%).

Golf

OPPORTUNITY	#	GOAL/ACTION	ACCOUNTABILITY	DUE DATE	DATE COMPLETE	PROGRESS
Communication						
	G1	Improve communication between golf operations and maintenance	All Golf Staff	1/1/2027		Implementation Date
	A1	Conduct a weekly 30-minute meeting between golf operations and golf course maintenance staff to discuss the upcoming week's events, course conditions, maintenance activities, tournaments, special projects, and operational concerns.	Jason/Clay	1/1/2027		Implementation Date - Jason and Clay organize the meeting.
	A2	Meetings should be held on a consistent day and time each week (e.g., Mondays at 8:00 am), and the agenda should be limited to key operational topics to ensure efficient use of staff time.	Jason/Clay/Key Staff	1/1/2027		
Measurement Methods						
		At least 48 weekly meeting per calendar year with attendance from the deisnated representatives of both department. Document meeting notes and action items from each meeting.		12/31/2027		
		Regular Communication will improve coordination between department, reduce scheduling conflicts, enhance number and guest experiences, and ensure both teams are informed of upcoming events and maintenance activities that affect golf operations.		7/1/2027		
		Review effectiveness after 6 months - meeting attendance, compliance of action items, and feedback from both departments.		7/1/2027		
Needed Resources and Support						
		None at this time outside of the departments mentioned.				

Parks & Cemetery

OPPORTUNITY	#	GOAL/ACTION	ACCOUNTABILITY	DUE DATE	DATE COMPLETE	PROGRESS
Accountability	G1	Discuss current procedures and protocols with staff. Explain reason behind daily log forms and what the expectation is for those to be completed and hold staff accountable to those established expectations.	All Parks/Cemetery Staff	10/1/2026		
	A1	Manager will create a document that outlines the roles/responsibilites of each employee supervised	Supervisors/Managers	12/1/2026		
	A2	Each staff member will create a document that outlines their job duties as they understand them.	Administrative assistants, parks and cemetery foreman, maintenance tech I, maintenance tech IV, cemetery supervisor, parks superintendent	12/1/2026		
	A2.1	Include duties, processes for completing duties, contacts, forms, etc. used to complete their job functions				
	A3	1:1 meetings set weekly with supervisor for regular feedback				
Measurement Methods						
		Each team member agrees to the written roles and responsibilities and the processes used to complete tasks				
		Manager will complete written roles and responsibilities by December 1				
		Employees will create the processes manual for their job duties by December 1				
		Weekly meeting with manager/employee establish week 1 and continue indefintely				
		Check in with staff at a monthly meeting to ensure progress and understanding				
Needed Resources and Support						
		Human Resources Assistant				
		Guidelines through other Parks departments and NRPA				

Communication	**G1**	Discuss weekly schedules for all crew members and hold tailgate meetings for daily projects	Parks/Cemetery grounds crews and supervisors	9/1/2026		
	A1	Crews will hold morning meetings each Monday to discuss current tasks/projects	Parks/Cemetery grounds crews and supervisors	Weekly		
	A1.1	Manager will create schedule for crew based on crew input for that week	Parks Foreman/Cemetery Supervisor	Weekly		
	A1.2	Crews will provide feedback at the end of day Friday to discuss % of schedule that was completed and provide explanation for any tasks not completed	Parks/Cemetery Maintenance Tech I and IV	Weekly		
	A2	Implement inventory checklist to inlcude quantity, location, and reason for inventory request	Parks Superintendent	9/1/2026		
	A2.1	Crew is to complete inventory checklist and turn into supervisor by end of each week. Crews should be specific on quantity, location, and why particular item(s) are requested	All Parks/Cemetery Staff	Weekly		
Measurement Methods						
		Each team member agrees to the inventory checklist and due date	All Parks/Cemetery Staff	Weekly		
		Superintendent will compile inventory requests and check not only the need but the budget to ensure adequate funds are available	Parks Superintendent	Weekly		
Needed Resources and Support						
		Parks and Recreation Director				
		Finance Director				
		Parks Foreman/Cemetery Supervisor				

Job Training	**G1**	Each staff member will create a document that outlines their job duties and which piece(s) of equipment they use	All Parks/Cemetery Staff	2/1/2027		
	A1	Includes duties, processes for completing duties, contacts, equipment, forms, etc. used to complete their job functions				
	A2	Create weekly schedule to start cross training employees which will include trainer and trainee(s)	Parks Foreman/Cemetery Supervisor & Superintendent	3/1/2027		
	A2.1	Implement and begin cross training assignments	All Parks/Cemetery Staff	4/1/2027		
Measurement Methods						
		Each team member agrees to the schedules and job assignments set for them weekly	All Parks/Cemetery Staff	Weekly		
		Manager will review checklists at the end of each week and set following weeks schedule	Parks Foreman/Cemetery Supervisor	Weekly		
Needed Resources and Suppo		Parks Foreman/Cemetery Supervisor				

Recreation

OPPORTUNITY	#	GOAL/ACTION	ACCOUNTABILITY	DUE DATE	DATE COMPLETE	PROGRESS
Feedback/Recognition						
	Goal	Work with staff members to communicate feedback and recognition of programs and events throughout the year.	All Staff	12/1/2026		
	Action 1	Supervisors to set up meetings minimum of bi-monthly to give regular feedback.	Supervisors	11/1/2026		
	Action 2	Pass on positive feedback from the community or from anyone.	Supervisors (Any staff who hears positive information)	11/1/2026		
	Action 3	Recognize staff on their accomplishments - off week memos, posts, etc.	Supervisors	11/1/2026		
	Action 4	Ensure that feedback is timely and consistent	Supervisors	12/1/2026		
	Action 5	Encourage employees to share ideas, provide feedback, and support one another in a respectful and collaborative work environment.	Supervisors	11/1/2026		
	Action 6	Offer small rewards such as gift cards, lunch, candy bar, favorite drink, etc..	Supervisors	12/1/2026		
Measurement Methods						
	1	Work with Human Resources on stay interviews to see if these are working.				
	2	Survey the employees.				
	3	Monthly meeting check-ins with staff lunch.				
Needed Resources and Support						
	A	Human Resources for the stay interviews				

OPPORTUNITY	#	GOAL/ACTION	ACCOUNTABILITY	DUE DATE	DATE COMPLETE	PROGRESS
Accountability						
	Goal	Ensure that staff are properly trained and fully prepared to perform their job responsibilities.	Supervisors	11/1/2026		
	Action 1	Written, clear job expectations.	All Staff	12/1/2026		
	Action 2	Monthly Education / Training with staff.	Supervisors	11/1/2026		
	Action3	Formal written onboarding programs.	Coordinators	1/4/2027		
	Action 4	Create a debrief template to include in the program planning form.	Supervisors	12/1/2026		
	Action 5	Create standard operating procedure manual by June of 2027	Supervisors / Laura	6/15/2027		
	Action 6	Employees can enhance their knowledge and skills through continuing education, cross-training, and job shadowing opportunities that promote professional growth, improve job performance, and increase flexibility across roles.	All Staff	12/1/2026		
Measurement Methods						
	1	Each team member will agree to the written roles and responsibilities and the processes used to complete tasks.				
	2	Manager will complete written roles and responsibilities in by November 30				
	3	Employees will create the processes manual for their job duties by December 30				
	4	Onboarding checklist on January 30				
	5	Weekly meeting with manager/employee establish week 1 and continue indefinitely				
	6	Check in with staff at a monthly meeting each month to ensure progress and understanding				
Needed Resources and Support						
	A	Human Resources Assistants				
	B	Best practices guidelines through networking with other rec departments and NRPA				

Zoo

OPPORTUNITY	#	GOAL/ACTION	ACCOUNTABILITY	DUE DATE	DATE COMPLETE	PROGRESS
Improve Communications on Growth Opportunities						
	A1	Share growth opportunites				
	A1.1	Divisions make a list of internal growth opportunities and post for staff. Management team to review and update at least annually.	Division heads	post by 12/1/2026		
	A1.2	Share knowledge gained at external learning opportunities. In-person share with team or written share made available within 30 days of return	All Zoo staff	starts 10/1/26	ongoing	started
	A1.3	Share resources (make list and post) where opportunities can be found. Management team to review and update at least annually.	Division heads	post by 11/1/2026		
	A2	Share growth interests. Don't wait to be asked. If you have an interest be sure to share it with your supervisor.	all Zoo staff	starts 10/1/26;	ongoing	started
	A3	Prepare others- make sure we have backup for essential tasks				
	A 3.1	Identify tasks for each division. Management to review annually.	Division heads	12/1/2026		
	A3.2	Track who can cover essential tasks to see if they are covered by more than 1 (individual or team depending on what's needed to accomplish task). Management to update tracking at least annually.	Division heads	12/15/2026		
	A3.3	Train as needed to ensure coverage.		initial training by 2/1/27		
Measurement Methods						
	A1	semi annual survey of all zoo staff	management team	3/31/27 and 9/30/27		
	A2	semi-annual survey of all zoo staff	management team	3/31/27 and 9/30/27		
	A3	meeting deadlines listed and wrapping up with initial training being accomplished	division heads	2/1/2027		
Needed Resources and Support						
	A1 and A2	help writing or reviewing survey before it goes out				

OPPORTUNITY	#	GOAL/ACTION	ACCOUNTABILITY	DUE DATE	DATE COMPLETE	PROGRESS
Reduce stress and increase resilience						
	B1	Review Zoo public hours		in time to implement changes (if any) before extended hours 2027		
	B1.1	Review attendance in relationship to zoo pulbic hours as well as other factors;	Director			
	B1.2	Create proposal on public hour changes for City Commission if warrented; if no proposal is put forth, have a staff meeting to go over the whys	Director			
	B2	Improve communications of needs		start Oct 1, 2026	ongoing	started
	B2.1	Plan ahead and communciate needs for someone's time/assistance at morning meeting (at least the morning meeting of, if not prior)	all zoo staff			
	B2.2	Anticipate your needs and the needs of others you work with to set each other up for success. Don't just think about right now, or even just today. Plan ahead.	all zoo staff			
	B2.3	Consider the time and commitments of everyone involved and use that time productively	all zoo staff			
	B3	Increase stress resilience		start Oct 1, 2026	ongoing	started
	B3.1	When feeling stressed, take a step back and identify your stressor (internal or external, etc.)	all zoo staff			
	B3.2	If you can't bring yourself down, dialogue with the appropriate person who can assist you (supervisor, Employee Assistance Program, etc.)	all zoo staff			
Measurement Methods						
	B1	deadlines	Director			

	B2	quarterly survey of all zoo staff	management team	Dec 31, 2026; March 31, 2027; June 20, 2027; Sept 30, 2027.		
	B3	quarterly survey of all zoo staff	management team	Dec 31, 2026; March 31, 2027; June 20, 2027; Sept 30, 2027.		
Needed Resources and Support						
	B1	Zoo Admin Assistant - help collecting attendance info				
	B1	Common practices at nearby zoos, esp similar size				
	B2 and B3	help writing or reviewing survey before it goes out				

OPPORTUNITY	**#**	**GOAL/ACTION**	**ACCOUNTABILITY**	**DUE DATE**	**DATE COMPLETE**	**PROGRESS**
Build confidence and improve utilization of managerial feedback loop				starting Oct 1, 2026		started
	C1.1	Assess the situation, question, or concern and determine the significance of it.	all zoo staff			
	C1.2	Determine if you can address it or if you need a supervisor to assist or take over.	all zoo staff			
	C1.3	If a supervisor is needed, report it in a timely fashion.	all zoo staff			
	C1.4	Supervisor provides coaching OR takes over and provides feedback on follow up/results.	supervisors			
	C1.5	Seek feedback/information on follow-up/results if none has been provided.	all zoo staff			
Measurement Methods						
	C	quarterly survey	management team	Dec 31, 2026; March 31, 2027; June 30, 2027; Sept 30, 2027.		
Needed Resources and Support						
	C	help writing or reviewing survey before it goes out				

Employee Engagement Action Plan - Electric

SMART - Specific, Measurable, Attainable, Relevant, and Timely

Responding to:

#7-Level of stress in my job is manageable

Goal 1:

Over the last 12-months, the department has experienced significant turnover, resulting in employees taking on additional responsibilities. Overtime has increased due to the staffing shortages, project deadlines, and the need for employees to remain on call. These conditions have contributed to increased stress among staff.

Immediate Steps:

Steps	Timeframe
Electric Technician (accountability – VFD/SCADA Foreman)	1-Sep-26
Electric Admin (accountability – Operation Manager)	1-Sep-26
2 Apprentice lineman (accountability – Electric Superintendent)	15-Sep-26

Measurement Methods:

Conduct semiannually survey to measure improvements. Expectation is to reduce stress levels by 10% across the department.

Needed Resources and Support:

No additional resources needed.

Employee Engagement Action Plan

SMART - Specific, Measurable, Attainable, Relevant, and Timely

Responding to:

#7-Level of stress in my job is manageable

Goal #2:

Review all on-call schedule rotation to identify opportunities to improve coverage and reduce workload or even it out.

Immediate Steps:

Steps	Timeframe
Review on-call schedule for the Operation team (accountability- Electric Superintendent)	30-Sep-26
Review on-call schedule for the Technical team (accountability- VFD/SCDA Foreman)	30-Sep-26
Review on-call schedule for the management team (accountability- Director of Electrical Operations)	30-Sep-26

Measurement Methods:

Track holiday and KMEA on call rotation to ensure call-outs are evenly distributed.

Needed Resources and Support:

no additional resources are needed.

Employee Engagement Action Plan

SMART - Specific, Measurable, Attainable, Relevant, and Timely

Responding to:

24- My supervisor regularly recognizes my efforts and contributions
33- The City values my input, feedback, and suggestions

Improve employee retention. Develop a plan to foster a more positive work environment and engage employees.

Immediate Steps:

Steps	Timeframe
Reach out to other department heads for existing employee recognition programs (accountability- Director of Electrical Operations)	30-Sep-26
Director will meet with division managers to develop a plan (accountability- Director of Electrical Operations)	15-Oct-26

Measurement Methods:

Develop a list of requirements employees will have to meet to qualify for reward, conduct quarterly surveys to measure improvements. Goals to improve employee retention by 10%

Needed Resources and Support:

Management support and budget for employee rewards

Employee Engagement Action Plan

SMART - Specific, Measurable, Attainable, Relevant, and Timely

Responding to:

19-The people I work with take accountability for results

Goal #4:

Tool accountability. Crews have expressed concerns regarding tools being used by other crews and returned damaged, not returned to the assigned truck, or gone missing. Improved accountability and tracking are needed to ensure crews have tools necessary to perform their work safely and efficiently.

Immediate Steps:

Steps	Timeframe

Review the current tool inventory list for each truck and identify any opportunities to replace or add more tools (accountability- Electric Foreman)	16-Oct-26
Develop a tool Inventory list for all battery operated tools and complete a quarterly audit	16-Nov-26
Color code all trucks tools according to their assigned truck to make ownership and accountability clear (accountability- Crew Leaders)	2-Nov-26

Measurement Methods:

Meet with employees to emphasize the importance of maintaining tools in operable conditions and returning them to their assigned trucks after every use. Employees will complete the truck tool check list every Monday and turn in to Electric foreman for review.

Needed Resources and Support:

Employee & management support will be critical.

Employee Engagement Action Plan

SMART - Specific, Measurable, Attainable, Relevant, and Timely

Responding to:

1-I have the tools and resources I need to do my job well.

Goal #5:

Aging truck and equipment. Electric department has several ageing vehicles and pieces of equipment, including bucket trucks that are over 10 years old, one bucket truck is approximately 26 years, and two single cab trucks that are more than 12 years old. Aging equipment increases maintenance requirements and can affect reliability, operational efficiency, and employee safety.

Immediate Steps:

Steps	Timeframe

Create a comprehensive truck and equipment replacement schedule based on age, condition, reliability, and operational needs (accountability- Director)	1-Apr-26
Electric Superintendent and Foreman review current repair timeline and establish a consistent repair-versus-replace strategy (accountability- Electric Superintendent)	15-Oct-26

Measurement Methods:

Follow the truck replacement schedule to improve department fleet. Operate within the truck & equipment repair budget.

Needed Resources and Support:

Adjust truck and equipment budget to align with rotation schedule.

Employee Engagement Action Plan

SMART - Specific, Measurable, Attainable, Relevant, and Timely

Responding to:

46-I would choose to remain with the City, even if a job with similar pay and benefits were available elsewhere.

Goal #6:

Competitive pay. The electrical department competes with two other power providers in the Garden City area for qualified electrical and line personnel. Employees have expressed concerns that the City's compensation has fallen behind competing utilities, making it increasingly difficult to attract and retain qualified employees.

Immediate Steps:

Steps	Timeframe
The city has engaged McGrath Consultants to conduct a compensation study. Staff have completed the required position questionnaires and are currently awaiting the study results.	31-Dec-26

Approved Certifications- ensure employees are certified and compensate according to policy (accountability- Director)	30-Sep-26

Measurement Methods:

Track certifications and expiration dates. Measure the number of certified linemen in the organization.

Needed Resources and Support:

Adjust budget to align with compensation study.

Employee Engagement Action Plan - Water

SMART - Specific, Measurable, Attainable, Relevant, and Timely

Responding to:

5. I have received the training I need to do my job well.

Goal:

Improve water utility training, Focus: Upskill team through structures hands-on and technical training.

Steps	Timeframe
Conduct 1-on-1 meetings to identify training gaps.	31-Oct-26
Hands-on field exercises: Main repairs, valve exercising, hydrant flushing/repairs, service installs, public interactions	31-Dec-26
Technical training: GIS map reading, meter programming & troubleshooting	1-Dec-26
Enroll staff in webinars	1-Mar-27

Measurement Methods:

Completion rates, test scores, certifications

Needed Resources and Support:

Increased training budget, more scheduled time for hands-on work

Employee Engagement Action Plan

SMART - Specific, Measurable, Attainable, Relevant, and Timely

Responding to:

5. I have received the training I need to do my job well.

Goal:

Improve water utility training, Focus: Upskill team through structures hands-on and technical training.

Steps	Timeframe
Conduct 1-on-1 meetings to identify training gaps.	
Hands-on field exercises: Main repairs, valve exercising, hydrant flushing/repairs, service installs, public interactions	
Technical training: GIS map reading, meter programming & troubleshooting	
Enroll staff in webinars	

Measurement Methods:

Completion rates, test scores, certifications

Needed Resources and Support:

Increased training budget, more scheduled time for hands-on work

Employee Engagement Action Plan - Wastewater

SMART - Specific, Measurable, Attainable, Relevant, and Timely

Responding to:

#14-Most days, I look forward to my work. #18-The people on my team collaborate and help each other. #19-The people I work with take accountability for results. #31-The City communicates well with all employees about what is going on.

Goal:

Professionalism & Department Culture

Immediate Steps:

Steps	Timeframe
Establish a monthly standing team meeting as an ongoing feedback and communication channel.	1-Jul-26
Hold an open listening session: "What would improve professionalism in our department?" Training, input into decisions, accountability. (Appearance in goal 2)	1-Jul-26
Identify specific, staff proposed accountability practices and training needs.	1-Aug-26
Present staff informed recommendations for consideration and approval.	August-Sept 2026
Implementation	Fall 2026
Review progress and gather follow up employee feedback	Dec-26

Measurement Methods:

Participation in listening sessions and standing meetings, number and quality of staff generated suggestions. Amount of engagement in feedback after implementation.

Needed Resources and Support:

No additional resources needed and can be accomplished in house within existing budget and meeting structure.

Employee Engagement Action Plan

SMART - Specific, Measurable, Attainable, Relevant, and Timely

Responding to:

#2- I have access to the information I need to do my job effectively. #14- Most days, I look forward to my work. #17- Overall, I love my job. #33- The City values employee input, feedback, and suggestions. #37- I feel like I belong here.

Goal:

Professionalism & Department Culture

Immediate Steps:

Steps	Timeframe
Establish a monthly standing team meeting as an ongoing feedback and communication channel.	1-Jul-26
Hold an open listening session: “What would improve professionalism in our department?” Training, input into decisions, accountability. (appearance in goal 2)	1-Jul-26
Identify specific, staff proposed accountability practices and training needs.	1-Aug-26
Present staff informed recommendations for consideration and approval.	August-Sept 2026
Implementation	Fall 2026
Review progress and gather follow up employee feedback	Dec-26

Measurement Methods:

Participation in listening sessions and standing meetings, number and quality of staff generated suggestions. Amount of engagement in feed back after implementation.

Needed Resources and Support:

No additional resources needed and can be accomplished in house within existing budget and meeting structure.

Employee Engagement Action Plan - Solid Waste

SMART - Specific, Measurable, Attainable, Relevant, and Timely

Responding to:

Goal 1:

Communication and teamwork.

Immediate Steps:

Steps	Timeframe
Establish 1-on-1 schedules	1 month
Identify any concerns or issues	As they arise
Identify and provide solutions	When available
Provide updates and feedback in more 1-on-1s	When available
Communicate the how and why to comments or questions	As they arise
Follow ups	Quarterly/ Bi-quarterly

Measurement Methods:

Documentation from the 1-on-1's. Feedback from follow-ups and 1-on-1's

Needed Resources and Support:

Time and support from team members and management when needed.

Employee Engagement Action Plan - Fleet

SMART - Specific, Measurable, Attainable, Relevant, and Timely

Responding to:

22. My supervisor communicates important information to the team.

Goal:

Increase communication and teamwork.

Immediate Steps:

Steps	Timeframe
Meet in the mornings and discuss plans for the day.	17-Aug-26
Encourage mixing it up when going on call outs during regular hours.	17-Aug-26

Measurement Methods:

Less downtime between task, more efficiency

Needed Resources and Support:

Participation. The rest is just about doing it. If there is pushback I will go through the steps to encourage better participation.

Employee Engagement Action Plan - Street and Traffic

SMART - Specific, Measurable, Attainable, Relevant, and Timely

Responding to:

18. The people on my team collaborate and help each other.

Goal 1:

Get people actually working together and helping each other out instead of staying stuck in their own bubbles.

Immediate Steps:

Steps	Timeframe
Share the load: Stop rewarding lone wolves. Tie success to team goals so people actually have to team up to win	Week 1
Quick daily check-ins: Do a fast 10-minute morning standup so everyone knows what's on fire and can yell out if they need a hand.	Week 1
Pair people up: Stick newer or struggling folks with someone experienced on projects so asking for help feels normal, not embarrassing.	Week 1
Shout out helpers: Actually notice and thank people publicaly when they jump to the rescue teammate or share the weight.	Monthly
Air it out: Have a quick team chat asking what's getting in the way of working together and what annoying processes we can kill.	Monthly

Measurement Methods:

Monthly have survey asking the question with a 1-5 scale. To see if it is improving or not.

Needed Resources and Support:

Employee Engagement Action Plan

SMART - Specific, Measurable, Attainable, Relevant, and Timely

Responding to:

19. The people I work with take accountability for results.

Goal 2:

Get everyone to own their successes and mistakes, stop passing the buck, and actually follow through on what they say they're going to do.

Immediate Steps:

Steps	Timeframe
Write down who owns what. Stop assuming people know whose job it is. Make it brutally clear who is driving a task so nobody can say, "I thought Bob was doing it."	Week 1
Call out deadlines clearly: When someone takes on a task, lock down a concrete delivery date right then and there so dates don't just float off into space.	Week 1
Do quick progress check-ins. Don't wait until the final deadline blows up to find out someone dropped the ball. Have fast check-ins to catch things early.	Weekly
Normalize owning mistakes. Stop creating a blame culture. If someone messes up, make it safe for them to raise their hand immediately so the team can fix it together instead of hiding it.	Weekly
Hold people to their word. If someone misses a deadline or leaves a teammate hanging, have a direct, private conversation right away instead of sweeping it under the rug.	Monthly

Measurement Methods:

Monthly pulse checks: Re-ask that accountability question every month on a quick scale to see if the score is actually moving.

Needed Resources and Support:

Employee Engagement Action Plan - Public Works

SMART - Specific, Measurable, Attainable, Relevant, and Timely

Responding to:

19. The people I work with take accountability for results.

Goal 1:

Accountability- Provide a clear expectation to all employees, treating everyone fairly but holding them accountable for their actions.

Immediate Steps:

Steps	Timeframe
Identify areas for improvement (observe performance, work quality, gather input	1-Oct-26
Coach & communicate expectations (meet privately with employee, clearly explain concerns, review job expectations, and agree on what needs to improve)	16-Oct-26
If needed- Develop a Performance Improvement Plan (PIP) (set clear expectations and achievable goals, check in weekly)	Within 30 days of the coaching phase
Follow the Employee Handbook and document everything to ensure facts for disciplinary actions.	Within the 6-week (PIP) or after, depending on weekly status
Evaluate and take action- per HR and Senior Management direction (demotion or termination)	
Observe, listen, verify, coach, document, measure, hold accountable, and be consistent. Acknowledge the good.	

Measurement Methods:

Document everything. Support improvement and follow the policy up to the appropriate action. PIP, Disciplinary Actions documentation, and note-taking. All personnel docs must be filed with HR.

Needed Resources and Support:

Listen to co-workers and take action when a manager is advised that an employee is not pulling their weight, not doing their part, or not being a productive and positive team member. Work with HR to ensure proper policies and documentation. It is each manager/supervisor's responsibility to ensure a positive, safe, and efficient work environment. Full support from senior management.

Employee Engagement Action Plan

SMART - Specific, Measurable, Attainable, Relevant, and Timely

Responding to:

23. My supervisor gives me ongoing feedback about my performance.

Goal 2:

Performance Measures/transparency- Provide clear explanation to all staff in regards to the performance measures that are reported monthly.

Immediate Steps:

Steps	Timeframe
Identify how the performance measures that are in place will be evaluated/improved (quality, time to complete, equipment operation, trained staff)	1-Oct-26
Employees should know exactly how the performance will be measured. (work orders, spreadsheets, equipment maintenance, downtime, call-backs)	16-Oct-26
Provide staff with the tools and training to succeed (ensure each understands their responsibilities, pair less experienced staff with experienced, establish realistic goals)	2-Nov-26

Performance will directly support the department's overall mission (reliable service, safe & efficient operations, fiscally responsible, timely completion, increased and improved productivity)	Evaluated monthly (by a group- dept head, admin assistant, manager, foreman, and a different frontline worker), Sr. Manager?
Identify follow-up dates and add to calendar (initial meeting, 30-day, 60-day, and 90-day)	10/1/2026

Measurement Methods:

Current- Routeware sweeping software, teams, spreadsheets, GIS, Mapcon
Future- Routeware, GIS, and an asset management/work order software.

Needed Resources and Support:

Budget/procure an asset management program (this should probably be its own separate goal)- to be paid between multiple departments and a lead employee to ensure proper implementation, training, and support. Full support from Management and Commission.

Employee Engagement Action Plan

SMART - Specific, Measurable, Attainable, Relevant, and Timely

Responding to:

22. My supervisor communicates important information to the team.

Goal 3:

Communication- Create a consistent communication process across the board from frontline workers to senior management. Listen, communicate, respond, follow through.

Immediate Steps:

Steps	Timeframe
Create clear communication channels (regular meetings, employee input, a process for supervisors to elevate management concerns, and periodic management visits to work locations to interact with frontline workers). Create an environment where employees can speak honestly without concern)	1-Oct-26
Set a regularly scheduled 1-hour monthly meeting with management (be prepared with info received, addressed, and communicated back). Include outstanding communication issues. Assign a creator for an agenda and a notetaker.	16-Oct-26
Determine best practices for communicating, daily, weekly, monthly, and quarterly (pre-work morning meeting, supervisor check-ins, empower staff to make decisions and act, supervisors identify issues requiring management decisions, managers review concerns and take prompt action). Monthly- management meets with supervisors to gather input from the crews. Quarterly- senior managers meet with all staff.	2-Nov-26
Identify problems before they become major issues, improve morale, retention, safety, productivity, and service, give frontline workers ownership, and help senior management make decisions based on facts and conditions.	On-going
Establish a consistent communication schedule (30, 60, 90 days)	2-Nov-26
Question for each meeting: What is one thing we could do better? Set a goal for at least 90% of legitimate employee concerns to be acknowledged within two business days and for proper employee follow-up within five days.	On-going

Measurement Methods:

Several ways: equipment downtime, quality of work, costs, employee retention, safety incidents, disciplinary actions, and planning, rather than on a day-to-day basis.

Needed Resources and Support:

All staff support and involvement.
Continuous fine-tuning from senior management to lead, but all staff input.

Employee Engagement Action Plan

SMART - Specific, Measurable, Attainable, Relevant, and Timely

Responding to:

24. My supervisor regularly recognizes my efforts and contributions.

Goal 4:

Employee Recognition- A timely, consistent acknowledgment of an employee's work effort, behaviors, and results. Implement a meaningful recognition program that recognizes PW employees who demonstrate safety, initiative, teamwork, productivity, outstanding service, leadership and going above and beyond normal job expectations.

Immediate Steps:

Steps	Timeframe
Meet with PW management to compile ideas and thoughts on a quarterly employee recognition program.	Complete
Draft a program that explains the review process, eligibility, selection criteria, how it's tracked, funds, nomination cards/boxes, and the duties of admins and management to move forward.	Complete
Implementation for Solid Waste, Fleet, Street, and Traffic	1-Sep-26
Bi-annual reviews of the program for continuous improvement	On-going

Measurement Methods:

A shared spreadsheet for management to track employees who receive quarterly recognition. Overall operational improvements. Morale and ownership. Annual evaluation factual documentation for recipients.

Needed Resources and Support:

Managers must manage all staff support and the program's sustainability. Staying consistent and not delaying recognition.
Continued senior management support.

Employee Engagement Action Plan

SMART - Specific, Measurable, Attainable, Relevant, and Timely

Responding to:

6. The amount of work I am expected to do is reasonable.
7. The level of stress in my job is manageable.

Goal 5:

Employee workload- Ensure employee workloads are fair, measurable, and aligned with department priorities. Determine the options available from other departments that can assist, when applicable.

Immediate Steps:

Steps	Timeframe
Identify and balance workloads (primary responsibilities, workload differences, overloaded employees, staffing levels, cross-training opportunities and meet with staff to understand concerns).	1-Oct-26
Track workload and productivity (work orders, response times, backlog, overtime, projects, staffing, events, weather-related, spring/fall cleanup, seasonal workload).	16-Oct-26
Management to ensure staff are trained, have the right tools for the job, cross-trained in critical functions, and provided with improvement opportunities) Understand the impact per employee.	2-Nov-26
Determine how to streamline communication (who?) when help is needed (e.g., parades, snow/ice removal, CDL training, vehicle/equipment training, proper maintenance of equipment across the organization). The lack of an employee or department's planning/maintenance should not constitute an emergency on another's part.	2-Nov-26
Establish regular workload reviews.	Quarterly
Staffing requests, budget requests, training plans, succession planning.	Annually

Measurement Methods:

Assigned work orders vs. completed; overtime; compare workload among employees performing similar duties; survey employees about workload concerns.

Needed Resources and Support:

Asset/work order management software, Management to listen, verify, prioritize, adjust, follow-up, and communicate at a high level amongst their department and other departments when help is needed. Proper planning for when help is needed. Last minute is not an option, and management must be held responsible, with support from senior management.

Employee Engagement Action Plan

SMART - Specific, Measurable, Attainable, Relevant, and Timely

Responding to:

Item 33: The City values employee input, feedback, and suggestions (56% favorable), Item 31: The City communicates well with all employees about what is going on (60% Favorable), Item 32: Senior Management knows what is going on at the City (62% favorable).

Goal:

Increase favorability scores for City communication, senior leadership visibility, and employee feedback loops by at least 6% in the next year of by 10% if the survey is next conducted 2-3 years from now, by establishing structured two-way communication channels

Immediate Steps:

Steps	Timeframe
launch internal "town halls": Host 2-3 yearly "town halls" led by the City Manager and including Senior Management to share organizational updates and directly field employee questions.	30-Sep-26
Implement "Feedback Loop Closures" - establish a dedicated "Employee Suggestions/Idea/Questions" section of Department/Department Teams meetings and explicitly document what action was taken as a result and report out.	31-Oct-26
Establish "Senior Management Shadow Days" : Schedule executive leaders to spend a half-day working alongside frontline staff in different city functions to increase ground-level visibility.	31-Dec-26
Deploy a Digital Suggestion Box: Create a suggestion box feature on the City intranet for tracking employee suggestions and publishing response updates.	31-Dec-26

Measurement Methods:

1. Track monthly submission and response rates on the new digital suggestion box, 2. Record staff attendance and post-event pulse survey satisfaction for the Internal Town Hall meetings. 3. Conduct a pulse check survey prior to the next employee engagement survey to check progress in these areas

Needed Resources and Support:

1. Support from IT and Communications to build the digital suggestion portal. 2. Management Team/Sr. Management Team compliance to institute the feedback loop closures as part of their monthly meetings. 3. Time commitment to planning content/scheduling town hall meetings and shadow meetings.

Employee Engagement Action Plan

SMART - Specific, Measurable, Attainable, Relevant, and Timely

Responding to:

Item 7: The level of stress in my job is manageable (57% Favorable), and Item 34: The City provides attractive opportunities for training and development (61% Favorable).

Goal:

Improve staff capacity and workplace satisfaction by raising favorability scores on workload stress management and training availability by 6% if the survey is conducted again in 1 year, or 10% if the survey is conducted in 2-3 years.

Immediate Steps:

Steps	Timeframe
Conduct Training Needs Assessment: supervisors meet 1:1 with employees to identify immediate skill gaps causing stress an chard personalized training pathways	30-Sep-26
Deploy Micro-Learning & Flexible Training: build or purchase an online library of self-paced professional training courses to bypass restrictive work schedules.	31-Oct-26
Workload and Workflow Audits: Analyze departmental workflows to identify operational inefficiencies, administrative bottlenecks, or unevenly distributed tasks	31-Mar-27
Managerial Stress Training: Equip Supervisors with specialized toolkits on how to identify employee burnout and safely discuss mental wellness during regular 1:1 check-ins.	31-Mar-27

Measurement Methods:

1. Monitor the percentage of employee completion rates on individual development plans. 2. Measure user utilization metrics and feedback scores for the newly introduced learning options. 3. Review quarterly internal statistics regarding overtime trends and vacation day use across high-stress departments.

Needed Resources and Support:

1. Budget allocation in Human Resources for an external e-learning training catalog license., 2. Budget allocation in Human resources for a supervisor well-being toolkit and stress management education curriculum., 3. Budget allocation in City Manager's Office for workload and workflow audits (Management Study or Studies).

CITY COMMISSION MEETING

City of Garden City
Tuesday, October 27, 2026
1:00 PM

REGULAR MEETING CALLED TO ORDER AND CITY CLERK ANNOUNCING QUORUM PRESENT
All members were present.

PLEDGE OF ALLEGIANCE TO THE FLAG AND INVOCATION
Commissioner Cessna opened the meeting with the Pledge of Allegiance and Invocation.

APPROVAL OF THE MINUTES OF THE LAST REGULAR MEETING, WHICH IF NO CORRECTIONS ARE OFFERED, SHALL STAND APPROVED
The October 6, 2026, Commission Meeting minutes were approved as corrected.

PUBLIC COMMENT Agenda Schedule Allowance: 30 minutes (5 minutes per spokesperson)
Emily Hamlin, a homeowner on Pats Drive, addressed the Governing Body regarding Case GC2026-29 and the proposed rezoning of properties along Pats Drive from R-3 Multiple Family Residential to C-1 Neighborhood Shopping. Ms. Hamlin expressed concerns regarding the potential long-term effects of commercial development on the surrounding residential neighborhood, affordable housing, traffic and parking, neighborhood safety, communication, and code enforcement. Ms. Hamlin encouraged the Governing Body to consider the long-term impacts of the rezoning and ensure residents receive clear information and meaningful opportunities to participate in decisions affecting their neighborhood.

CONSIDERATION OF PETITIONS, MEMORIALS AND REMONSTRANCES
The Governing Body considered and approved the following event requests from Friends of Lee Richardson Zoo for Wild Lights, Holiday Light Show 2026:

1. Request to close the Zoo for the day of the event on December 12, 2026.
2. Request to allow Friends of Lee Richardson Zoo to charge an admission fee for Wild Lights, Holiday Light Show.

Moved to Approve by Commissioner Cessna; seconded by Commissioner Canales-Lozano.
Ayes: Commissioner Landgraf, Commissioner Cessna, Mayor Nguyen, Commissioner Oyler, Commissioner Canales-Lozano
Nays: None

REPORT OF THE CITY MANAGER
City Manager Allen discussed legislative requests with the Governing Body.

Presentation of the September 2026 report from the Garden City Regional Airport.

Presentation of the September 2026 Building Report from Neighborhood & Development Services.

MEETINGS OF NOTE

- October 28, 2026 - Finney County Economic Development Corporation Board of Directors meeting at the City Administrative Center - Commission Chambers at 7:30 a.m.
- November 3, 2026 - General Election Day - 7:00 a.m. - 7:00 p.m.
- November 14, 2026 - Veterans Day Parade on Main Street from 10:00 a.m. - 11:00 a.m.
- November 14, 2026 - Veterans Day Fireworks at the West Exhibition Building Parking Lot at approximately 7:00 p.m.
- November 18, 2026 - Garden City Area Chamber of Commerce Membership Breakfast at The Refinery at 7:10 a.m.
- November 19, 2026 - Garden City Area Chamber of Commerce - 31st Annual Crystal Apple Awards at The Refinery at 6:30 p.m.
- November 21, 2026 - Holiday Home Tours & Fantasy Tree Festival

CONSIDERATION OF APPROPRIATION ORDINANCE
Appropriation Ordinance No. 2621-2026A, "an appropriation ordinance making certain appropriations for certain claims in the amount of $12,424,369.33", was read and considered section by section.

Moved to Approve by Commissioner Cessna; seconded by Commissioner Landgraf.
Ayes: Commissioner Landgraf, Commissioner Cessna, Mayor Nguyen, Commissioner Oyler, Commissioner Canales-Lozano
Nays: None

CONSIDERATION OF ORDINANCES AND RESOLUTIONS
The Governing Body considered and approved a resolution supporting the Kansas Housing Investor Tax Credit application of T Squared Ventures, LLC for the Community Garden Townhome project.

1. Resolution No. 3231-2026, a resolution demonstrating that the Community Garden Townhomes proposed by T Squared Ventures, LLC, a Kansas limited liability company, has the support of the Governing Body and the community of the City of Garden City, Kansas, and further, making certain findings and determinations regarding the Governing Body's desire to partner with said developer in the application for funding of the project under the Kansas Housing Investor Tax Credit Act administered by the Kansas Housing Resources Corporation and to participate in the administration of any such funding and tax credits.

Moved to Approve by Commissioner Oyler; seconded by Commissioner Canales-Lozano.
Ayes: Commissioner Landgraf, Commissioner Cessna, Mayor Nguyen, Commissioner Oyler, Commissioner Canales-Lozano
Nays: None

The Governing Body considered and approved an ordinance rezoning from "R-3" Multiple Family Residential to "C-1" Neighborhood Shopping District for the properties generally located at 1720, 1722, 1724, and 1726 Pats Drive, Garden City, Kansas.

1. Ordinance No. 3055-2026, approving the rezoning of certain real property in the corporate limits of Garden City, Kansas from "R-3" Multiple Family Residential District to "C-1" Neighborhood Shopping District, a zoning classification of lesser change, that is generally located at and commonly known and numbered as 1720, 1722, 1724, and 1726 Pats Drive, Garden City, Kansas, pursuant to the application of Golden Plains Credit Union; amending the zoning ordinance, zoning regulations, and district zoning map of the City of Garden City, Kansas; and repealing the current zoning ordinance, zoning regulations, and district zoning map of the same; all to the Code of Ordinances of the City of Garden City, Kansas.

Moved to Approve by Commissioner Oyler; seconded by Commissioner Landgraf.
Ayes: Commissioner Landgraf, Commissioner Cessna, Mayor Nguyen, Commissioner Oyler
Nays: Commissioner Canales-Lozano

The Governing Body considered and approved an ordinance regarding the 2026/2027 Wastewater and Water Reuse system improvements.

1. Ordinance No. 3056-2026, an ordinance of the City of Garden City, Kansas authorizing the City to make improvements to its public water system, storm water drainage system, wastewater system and authorizing the City to issue general obligation bonds to pay costs of such improvements.

Moved to Approve by Commissioner Cessna; seconded by Commissioner Canales-Lozano.
Ayes: Commissioner Landgraf, Commissioner Cessna, Mayor Nguyen, Commissioner Oyler, Commissioner Canales-Lozano
Nays: None

OLD BUSINESS

NEW BUSINESS
The Governing Body considered and approved directing staff to enter into contract negotiations with the Garden City Arts for future use of the State Theater.

Moved to Approve by Commissioner Oyler; seconded by Commissioner Cessna.
Ayes: Commissioner Landgraf, Commissioner Cessna, Mayor Nguyen, Commissioner Oyler, Commissioner Canales-Lozano
Nays: None

The Governing Body considered directed staff to solicit internal interest in the Interim City Manager position for consideration at the November 3, 2026 meeting.

Moved to Approve by Commissioner Cessna; seconded by Commissioner Oyler.
Ayes: Commissioner Landgraf, Commissioner Cessna, Mayor Nguyen, Commissioner Oyler, Commissioner Canales-Lozano
Nays: None

The Governing Body considered and approved appointing Jason Dougherty, Mike Richmeier and Shajia Donecker each to three year terms from January 1, 2027 - December 31, 2029 on the Airport Advisory Board.

Moved to Approve by Commissioner Cessna; seconded by Commissioner Canales-Lozano.
Ayes: Commissioner Landgraf, Commissioner Cessna, Mayor Nguyen, Commissioner Oyler, Commissioner Canales-Lozano
Nays: None

CONSENT AGENDA
Commissioner Cessna moved to approve the following items on the Consent Agenda. Seconded by Commissioner Oyler.

Ayes: Commissioner Landgraf, Commissioner Cessna, Mayor Nguyen, Commissioner Oyler, Commissioner Canales-Lozano
Nays: None

The Governing Body considered and approved a quote from ORR Protection System, Inc. for $51,266.00 to retrofit the CO2 fire suppression system at the Jameson Energy Center (JEC).

The Governing Body considered and approved the bid for the Temporary Law Enforcement Center Security Camera System, relocation of Training Room Audio-Visual equipment, and Interrogation Room Camera equipment from JR Audio in the amount of $47,485.00.

The Governing Body considered and approved abatement of nuisance conditions at 209 N 2nd Street pursuant to Section 38-63 of the Environmental Code of Ordinances.

The Governing Body considered and approved abatement of nuisance conditions at 1201 Pinecrest Avenue pursuant to Section 38-63 of the Environmental Code of Ordinances.

The Governing Body considered and approved abatement of nuisance conditions at 519 N 9th Street pursuant to Section 38-139 of the Environmental Code of Ordinances.

The Governing Body considered and approved the contractor licenses for October 27, 2026.

Mayor Nguyen adjourned the meeting since there was no further business before the Governing Body.

_____
Tam "Tom" Nguyen, Mayor

ATTEST:

_____
Celyn N. Hurtado, City Clerk

CITY COMMISSION REPORTS
Commissioner Cessna appreciated the Joint Meeting with the Finney County Commission and commented on the continued collaboration among Garden City, Finney County, and Holcomb. Commissioner Cessna stated that the ongoing communication among the entities helps move the entire community forward. Commissioner Cessna attended the League of Kansas Municipalities Annual Conference and stated Garden City was well represented through presentations and leadership roles. Commissioner Cessna also attended the Southwest Kansas Coalition meeting and participated in League discussions regarding property taxes. Commissioner Cessna complimented Mayor Nguyen on the State of the City Address and appreciated the presentation regarding the City's budget, accomplishments, and

future direction. Commissioner Cessna thanked those who submitted and presented proposals for the State Theater. Commissioner Cessna also encouraged residents to complete the Safe Routes to School survey to assist with planning safer and more enjoyable routes for students walking, biking, or otherwise traveling to and from school.

Commissioner Oyler appreciated the Joint Meeting and the continued willingness of Garden City, Finney County, and Holcomb to work collaboratively to improve the community. Commissioner Oyler stated that the relationships among the entities are intentional and provide opportunities for open and candid discussions regarding future needs and improvements. Commissioner Oyler commented on recent conversations regarding community concerns and thanked residents who have continued to share their perspectives with the Governing Body. Commissioner Oyler reminded residents that all five Commissioners serve the community at large and encouraged citizens to continue communicating their concerns and ideas. Commissioner Oyler congratulated Mayor Nguyen on the State of the City Address and thanked City staff for their work toward accomplishing the Commission's goals. Commissioner Oyler also encouraged residents to participate in the upcoming election.

Commissioner Canales-Lozano echoed the comments regarding the Joint Meeting and stated that attending the League of Kansas Municipalities Annual Conference and Southwest Kansas Coalition meeting reinforced her appreciation for Garden City and the strong working relationships among Garden City, Finney County, and Holcomb. Commissioner Canales-Lozano stated that the community's ability to come together, discuss issues, and work toward common goals is recognized by others throughout the state. Commissioner Canales-Lozano encouraged residents to vote and thanked local first responders for their service.

Commissioner Landgraf appreciated the Joint Meeting and the continued collaboration among Garden City, Finney County, and Holcomb. Commissioner Landgraf stated he enjoyed attending the State of the City event and the interactive budget activity. Commissioner Landgraf complimented Mayor Nguyen on the State of the City Address and recognized the time and effort involved in preparing the presentation. Commissioner Landgraf also encouraged residents to review the City's recently released financial profile, noting that it provides useful information regarding the City's current financial position and future outlook.

Mayor Nguyen commented that collaboration was a common theme throughout the Commission reports. Mayor Nguyen congratulated Garden City Arts on its State Theater proposal and expressed hope that the project will enhance downtown Garden City and provide additional opportunities for visual arts throughout the community. Mayor Nguyen encouraged residents to complete the Safe Routes to School survey. Mayor Nguyen discussed recent youth engagement activities involving City budgeting and stated it was valuable to help young residents better understand local government. Mayor Nguyen reflected on his participation in the League of Kansas Municipalities Annual Conference and appreciated the opportunity to discuss youth engagement and Garden City's work with other mayors and municipal leaders. Mayor Nguyen also commented on continued conversations regarding community safety and thanked Police Chief Prewitt for his advocacy and work on behalf of Garden City. Mayor Nguyen thanked the Garden City Area Chamber of Commerce and City staff for their collaboration in preparing the State of the City event and encouraged residents to review the City's financial profile. Mayor Nguyen concluded by recognizing the significant work performed by City Commissioners and staff behind the scenes and stated that those efforts allow the City to continue serving the community well.

GARDEN CITY
— KANSAS —

MEMORANDUM

TO: City Commission
THRU: Matthew C. Allen, City Manager
FROM: Celyn Hurtado, City Clerk
DATE: November 3, 2026
RE: American Education Week Proclamation 2026

ISSUE:
The Governing Body is asked to consider and approve a request from Levi Burnfin with Garden City Education Association to proclaim the week of November 16-20, 2026 as American Education Week in Garden City, Kansas.

BACKGROUND:
Mr. Burnfin, President of Garden City Education Association (GCEA), has requested the City Commission proclaim November 16 - 20, 2026, American Education Week in Garden City, Kansas.

GCEA and USD #457 will be setting aside this week to honor and celebrate those involved in education the children in our community.

This proclamation is consistent with previous year requests.

ALTERNATIVES:
1. The Governing Body may approve the proclamation as presented.
2. The Governing Body may not approve the proclamation.

RECOMMENDATION:
Staff recommends the Governing Body approve allowing the Mayor to proclaim the week of November 16-20, 2026 as American Education Week in Garden City, Kansas.

FISCAL NOTE:
There is no fiscal impact.

ATTACHMENTS:
2026 GCEA Proclamation Request Letter
2026 GCEA Proclamation

October 28, 2026

City Administrative Center
301 N. 8th Street
Garden City, KS 67846

Dear Honorable Tom Nguyen, Mayor of Garden City,

On November 16-20, 2026, Garden City Education Association (GCEA) will be joining millions of Americans nationwide in celebrating public schools during the National Education Association's (NEA's) annual American Education Week. I encourage you to consider issuing a Proclamation to officially declare that week American Education Week in Garden City, Kansas.

American Education Week began in a collaborative effort between the NEA, American Legion, National School Boards Association, the American Federation of Teachers, and others to generate support for public education, specifically targeting improving literacy rates. The first American Education Week occurred from Dec. 4-10, 1921. Since, those rates have improved dramatically across all demographics, but in particular for minorities, highlighting public education's impact on the greater good.

GCEA invites all in the community to get involved in your local school. Spend an hour or two with your children in classes, send a Thank You letter to educators, write a letter celebrating Public Education or thanking Educational Support Professionals on social media, or even volunteer to perform a lunch or recess duty with educators.

Above all, GCEA hopes you will join us during American Education Week by issuing a Proclamation for this special celebration. If you have any questions, please contact Levi Burnfin at 951-751-3563 or lburnfin.gcea@outlook.com.

Sincerely,

Levi Burnfin
GCEA President

PROCLAMATION

WHEREAS, public schools are the backbone of our democracy, providing young people with the knowledge, skills, and civic understanding needed to uphold our nation's cherished values of freedom, civility, and equality; and

WHEREAS, by equipping young Americans with both practical skills and broad intellectual abilities, public schools give them hope for, and access to, a successful and meaningful future; and

WHEREAS, public education employees—be they custodians or teachers, bus drivers or librarians—work tirelessly and with professionalism to support the growth, safety, and success of our students and communities; and

WHEREAS, public schools serve as community anchors, bringing together students, families, educators, volunteers, local businesses, and elected officials in a shared commitment to learning and opportunity for all;

NOW, THEREFORE, *I, Tam "Tom" Nguyen, Mayor of the City of Garden City, Kansas, do hereby proclaim* ***November 16 - 20, 2026****, as:*

American Education Week

in Garden City, Kansas, and encourage all citizens to celebrate the vital contributions of public education to the strength and future of our community and nation.

SIGNED AND SEALED *this 3rd day of November 2026.*

_____
Tam "Tom" Nguyen, Mayor

ATTEST:

_____
Celyn N. Hurtado, City Clerk

Finney County Historical Society

403 S. 4th P.O. Box 796 Garden City, KS 67846-0796
620-272-3664

Oct. 15, 2026

Matt Allen
City of Garden City
PO Box 998
Garden City, KS 67846

Matt,

Our 2026 Historic Walking Tours of Valley View Cemetery on Oct. 8-10 were a true success, drawing local and area residents to learn about our community's past and meet several figures from Garden City's 147 years of growth, portrayed by volunteer reenactors. In addition to helping us meet our mission of preserving the past to enlighten the future, the six tours over three evenings served again this year as one of many fund raising endeavors we conduct annually to support exhibits and programs of the Finney County Museum.

As in prior years, we're sharing a portion of the ticket sales with the city in appreciation for the accommodations made by the Valley View Cemetery staff and others. At $2 per ticket for our full capacity of 180 reservations, the city's share comes to $360 and I'm including a check for that amount with this letter.

I would also like to pass along our sincere thanks to Randy Perales and the full cemetery staff. They each went out of their way to prepare for the tours and accommodate us that Thursday, Friday and Saturday evening. The grounds looked beautiful and the assistance was outstanding.

This was our 12th tour series in 13 years, and when we began back in 2014 we had no idea how popular they would become. Since that time, nearly 2,200 people have trekked the roadways of the cemetery with us during 72 tours over 36 evenings, meeting approximately 86 historical figures – this year mainly coaches and other mentors from the past. Thank you for allowing us to share the history of Garden City and Finney County in such a unique and memorable manner. We hope these funds can be put to good use in support of the cemetery.

Sincerely,

Steve Quakenbush
FCHS Executive Director

Cc: Randy Perales, Ticia Herd

GARDEN CITY
KANSAS

MEMORANDUM

TO: City Commission
THRU: Matthew C. Allen, City Manager
FROM: Celyn Hurtado, City Clerk
DATE: November 3, 2026
RE: Finney County EMS Report

ISSUE:
Finney County Assistant Director of Emergency Medical Services Luke Sullivan will present a quarterly update on Finney County Emergency Medical Services.

BACKGROUND:

ALTERNATIVES:
Informational only.

RECOMMENDATION:
Informational only.

FISCAL NOTE:
Informational only.

ATTACHMENTS:
Third Quarter EMS Report

Finney County EMS 3rd Quarter Update

The 3rd quarter of 2026 has brought a lot of changes to the organization. We have moved into our new facility and did not have any interruptions in our operational efficiencies while doing so. Currently we have 2 positions open and have 3 applications pending for those positions. In our recent quarterly meeting, Derek met with everyone and benchmarks have been established. Ricardo Bahena, Paramedic, was named as the employee of the quarter due to his willingness in stepping up to build items for the new station without prompting and being apart of various committees in the organization. We continue to bolster our education internally and separately with our partnership with GCFD. We had three personnel travel to Manhattan and attended the Kansas EMS Association (KEMSA) Conference. In comparison, 2025 the to date calls were 3,141 and for 2026 it's 3,174. For the call comparison of the quarter, 2025 was 1,124 and 2026 was 1,104.

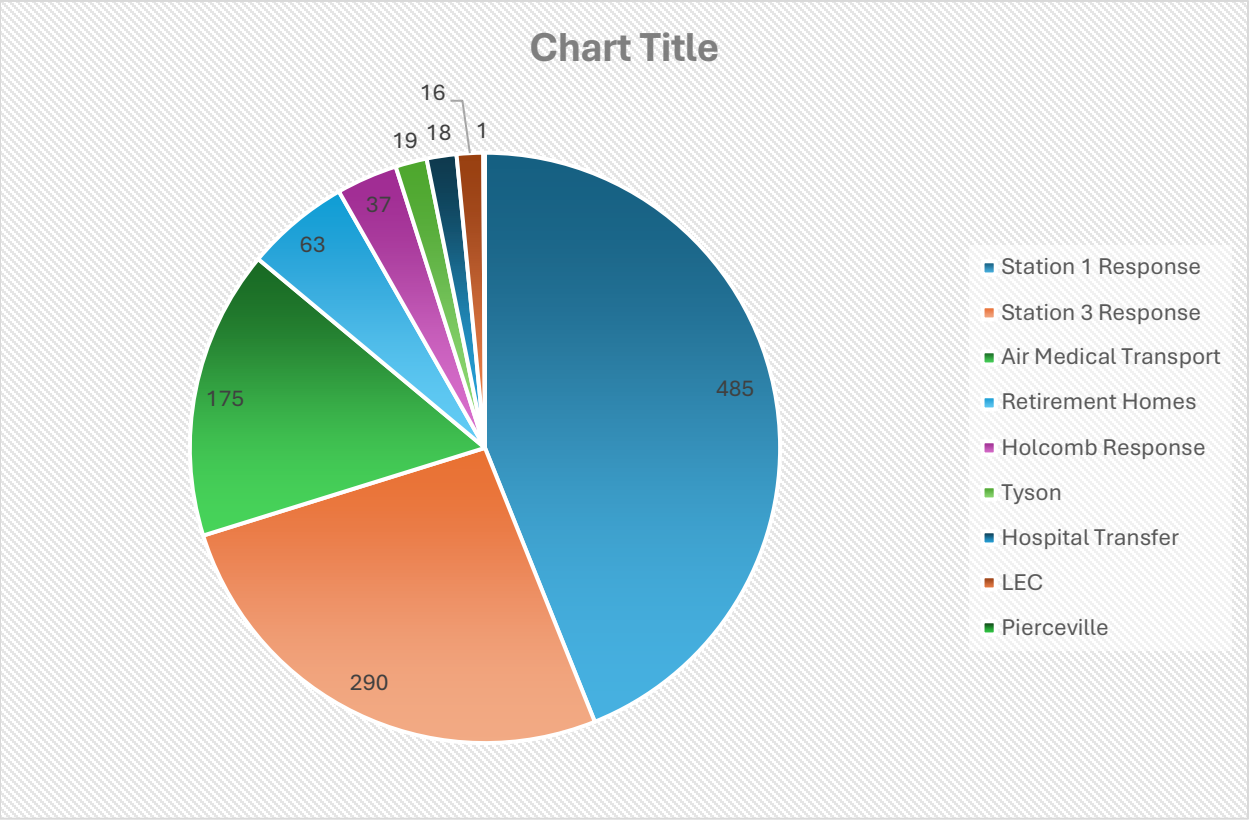

GARDEN CITY
KANSAS

MEMORANDUM

TO: City Commission
THRU: Matthew C. Allen, City Manager
FROM: Trent Maxwell, Neighborhood & Development Services Director
DATE: October 20, 2026
RE: Presentation of the August 2026 Code Enforcement Report from Neighborhood & Development Services.

ISSUE:
Presentation of the August 2026 Code Enforcement Report from Neighborhood & Development Services.

BACKGROUND:
Attached is the August 2026 Code Enforcement Report from Neighborhood & Development Services.

ALTERNATIVES:
None.

RECOMMENDATION:

None.

FISCAL NOTE:

None.

ATTACHMENTS:
August 2026 Code Enforcement Report

Neighborhood & Development Services

GARDEN CITY
KANSAS

Code Enforcement Report

August 2026

2026 MONTHLY CODE ENFORCEMENT REPORT

2026 Monthly		Total Cases	Violation Cases	Sent to Commission	Resolution Compliance	Voluntary Compliance	% of Voluntary Compliance
JAN	2026	355	79	4	0	70	88.6%
	2025	391	108	4	3	103	95.4%
FEB	2026	408	75	12	0	65	86.7%
	2025	99	25	0	0	24	96.0%
MAR	2026	157	40	8	0	35	87.5%
	2025	245	94	12	9	82	87.2%
APR	2026	383	122	10	2	103	84.4%
	2025	578	269	6	6	238	88.5%
MAY	2026	516	145	3	0	131	90.3%
	2025	422	175	15	6	134	76.6%
JUN	2026	400	157	4	0	124	79.0%
	2025	518	216	12	0	173	80.1%
JUL	2026	437	287	7	0	123	42.9%
	2025	768	312	8	3	243	77.9%
AUG	2026	380	335	8	0	66	19.7%
	2025	388	138	17	3	116	84.1%
SEP	2026						
	2025						
OCT	2026						
	2025						
NOV	2026						
	2025						
DEC	2026						
	2025						
2026 TOTAL		3,036	1,240	56	2	717	

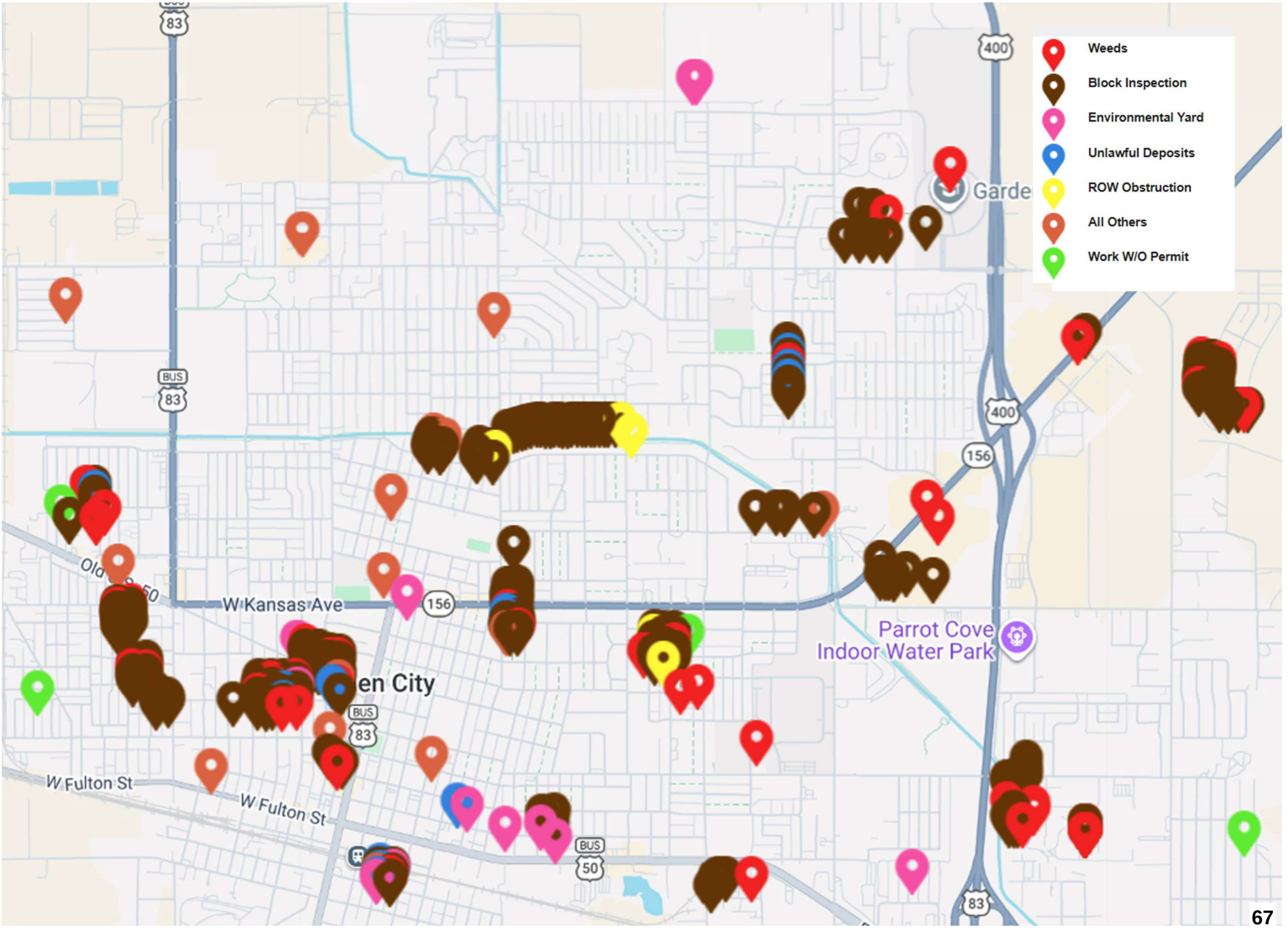
Weeds
Block Inspection
Environmental Yard
Unlawful Deposits
ROW Obstruction
All Others
Work W/O Permit
83
400
BUS 83
156
W Kansas Ave
Parrot Cove
Indoor Water Park
BUS 83
W Fulton St
W Fulton St
BUS 50
83

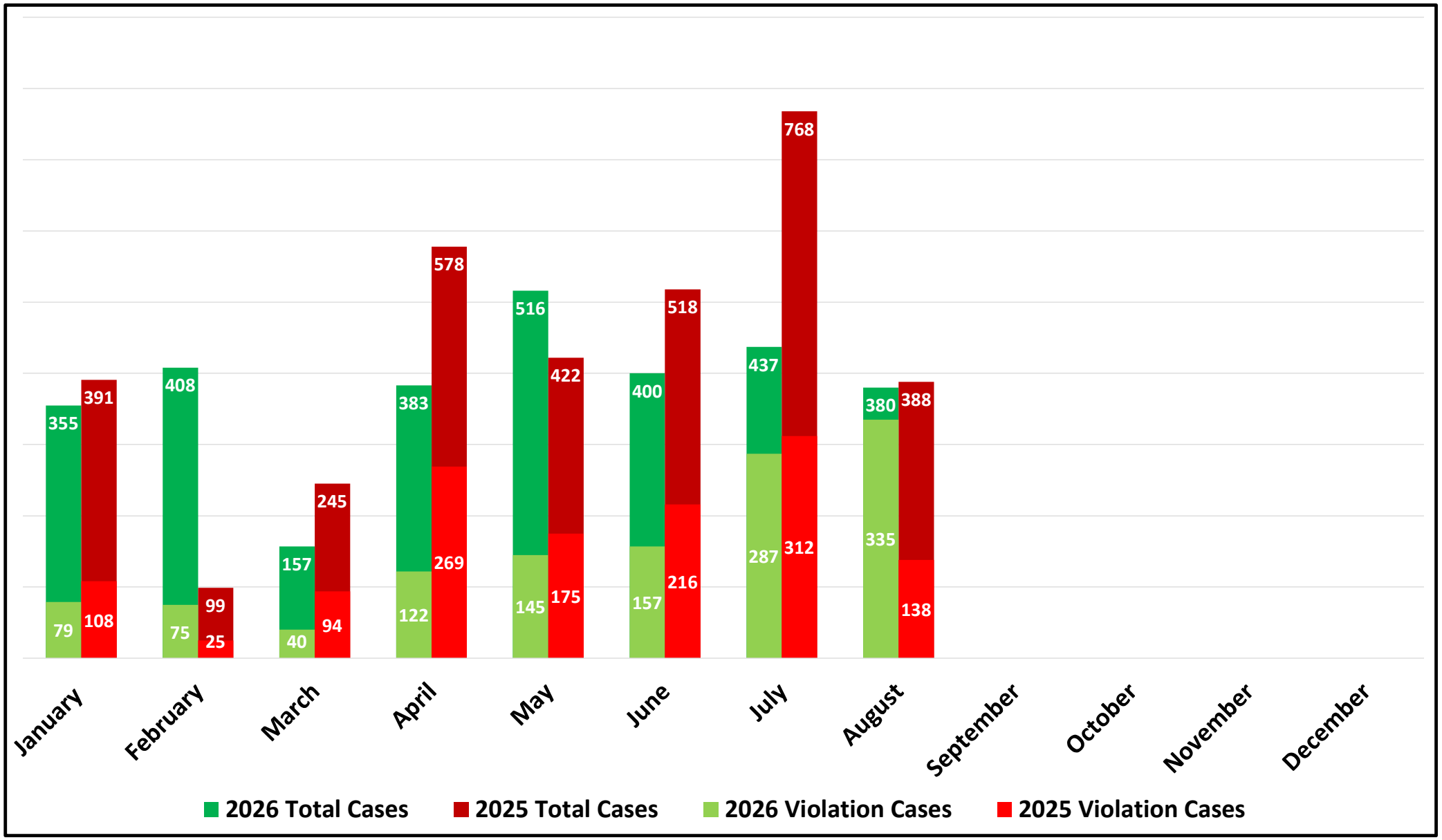
355
391
79
108
408
99
75
25
157
245
40
94
383
578
122
269
516
422
145
175
400
518
157
216
437
768
287
312
380
388
335
138
January
February
March
April
May
June
July
August
September
October
November
December
2026 Total Cases
2025 Total Cases
2026 Violation Cases
2025 Violation Cases

Categories - August

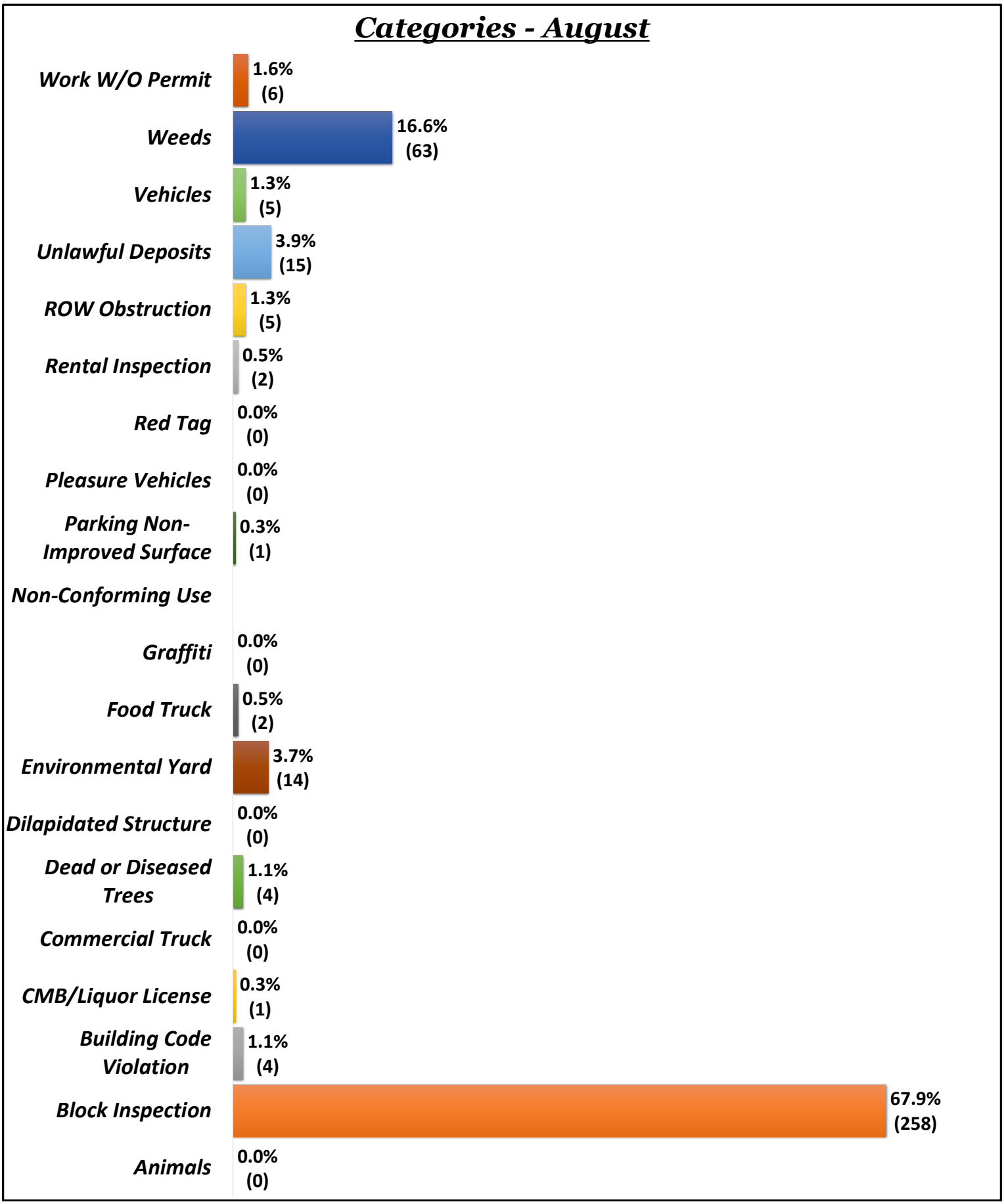

How Received - August

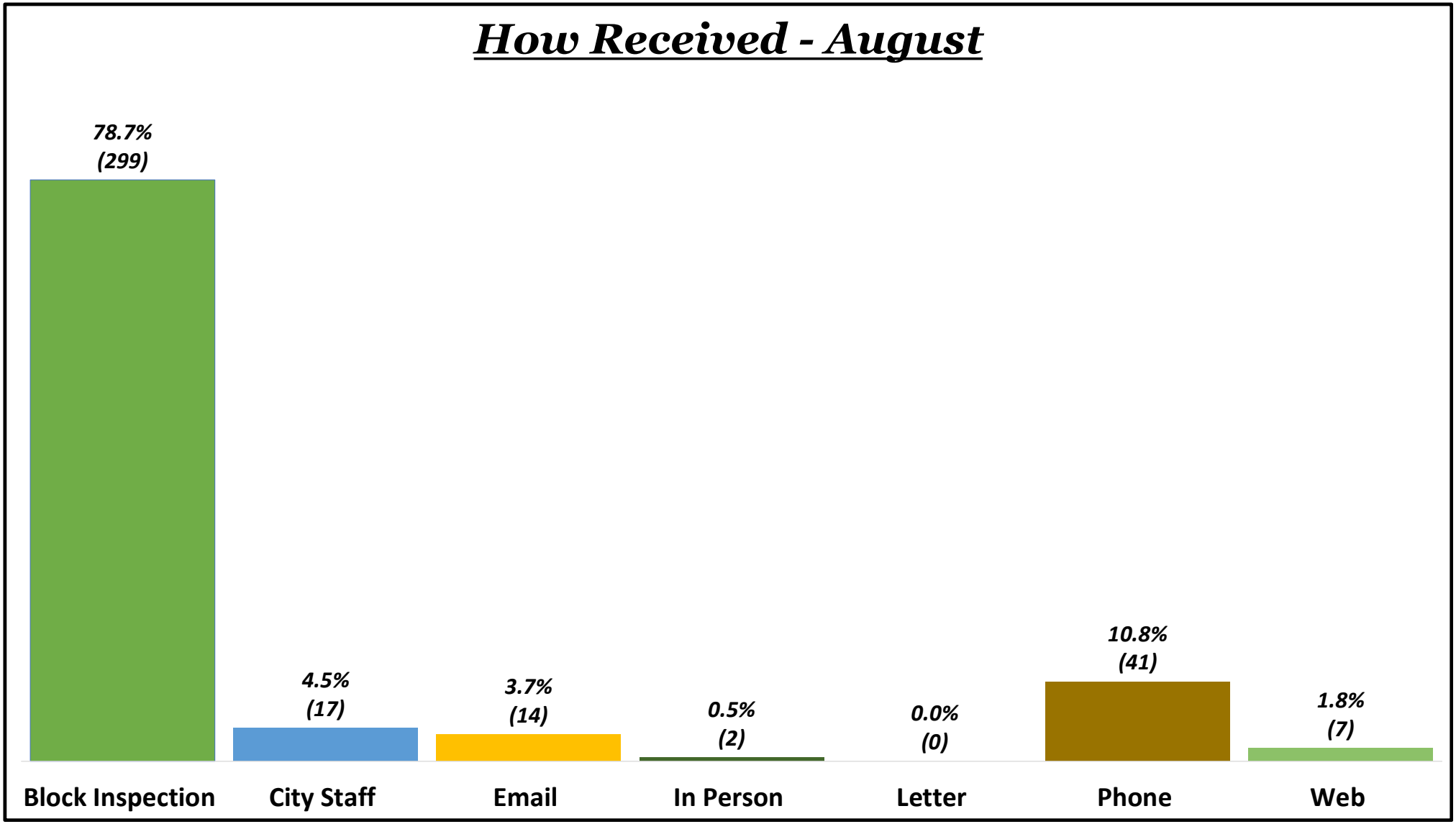

GARDEN CITY
KANSAS

MEMORANDUM

TO: City Commission
THRU: Matthew C. Allen, City Manager
FROM: Trent Maxwell, Neighborhood & Development Services Director
DATE: November 3, 2026
RE: Presentation of the September 2026 Code Enforcement Report from Neighborhood & Development Services.

ISSUE:
Presentation of the September 2026 Code Enforcement Report from Neighborhood & Development Services.

BACKGROUND:
Attached is the September 2026 Code Enforcement Report from Neighborhood & Development Services.

ALTERNATIVES:
None.

RECOMMENDATION:

None.

FISCAL NOTE:

None.

ATTACHMENTS:
September 2026 Code Enforcement Report

Neighborhood & Development Services

GARDEN CITY
KANSAS

Code Enforcement Report

September 2026

2026 MONTHLY CODE ENFORCEMENT REPORT

2026 Monthly		Total Cases	Violation Cases	Sent to Commission	Resolution Compliance	Voluntary Compliance	% of Voluntary Compliance
JAN	2026	355	79	4	0	70	88.6%
	2025	391	108	4	3	103	95.4%
FEB	2026	408	75	12	0	65	86.7%
	2025	99	25	0	0	24	96.0%
MAR	2026	157	40	8	0	35	87.5%
	2025	245	94	12	9	82	87.2%
APR	2026	383	122	10	2	103	84.4%
	2025	578	269	6	6	238	88.5%
MAY	2026	516	145	3	0	131	90.3%
	2025	422	175	15	6	134	76.6%
JUN	2026	400	157	4	0	124	79.0%
	2025	518	216	12	0	173	80.1%
JUL	2026	437	287	7	0	123	42.9%
	2025	768	312	8	3	243	77.9%
AUG	2026	380	335	8	0	66	19.7%
	2025	388	138	17	3	116	84.1%
SEP	2026	617	209	8	0	160	76.6%
	2025	390	179	3	3	159	88.8%
OCT	2026						
	2025						
NOV	2026						
	2025						
DEC	2026						
	2025						
2026 TOTAL		3,653	1,449	64	2	877	

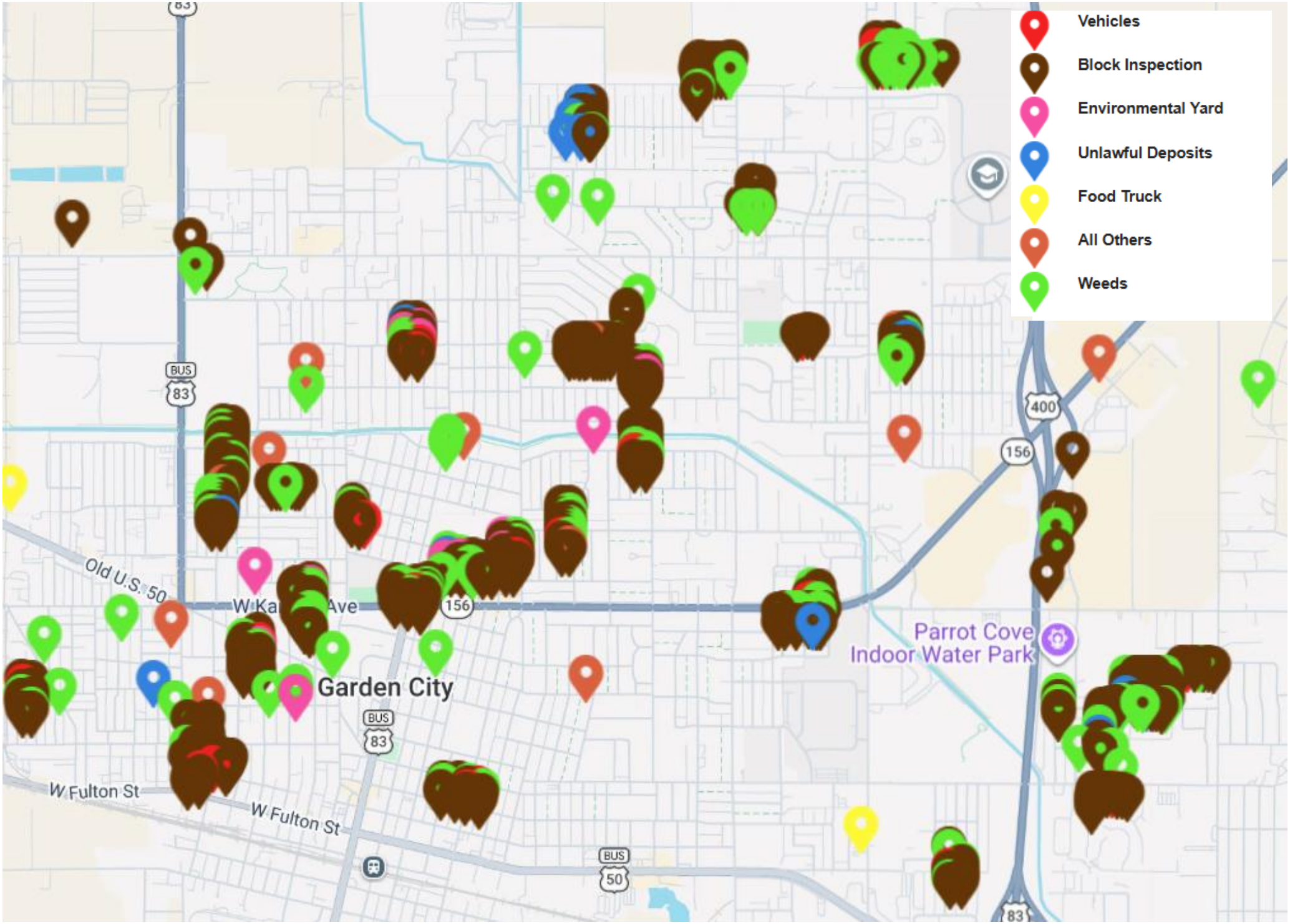
Vehicles
Block Inspection
Environmental Yard
Unlawful Deposits
Food Truck
All Others
Weeds
Old U.S. 50
W Ka Ave
Garden City
W Fulton St
W Fulton St
Parrot Cove
Indoor Water Park
BUS 83
BUS 83
BUS 83
BUS 50
156
156
400
83

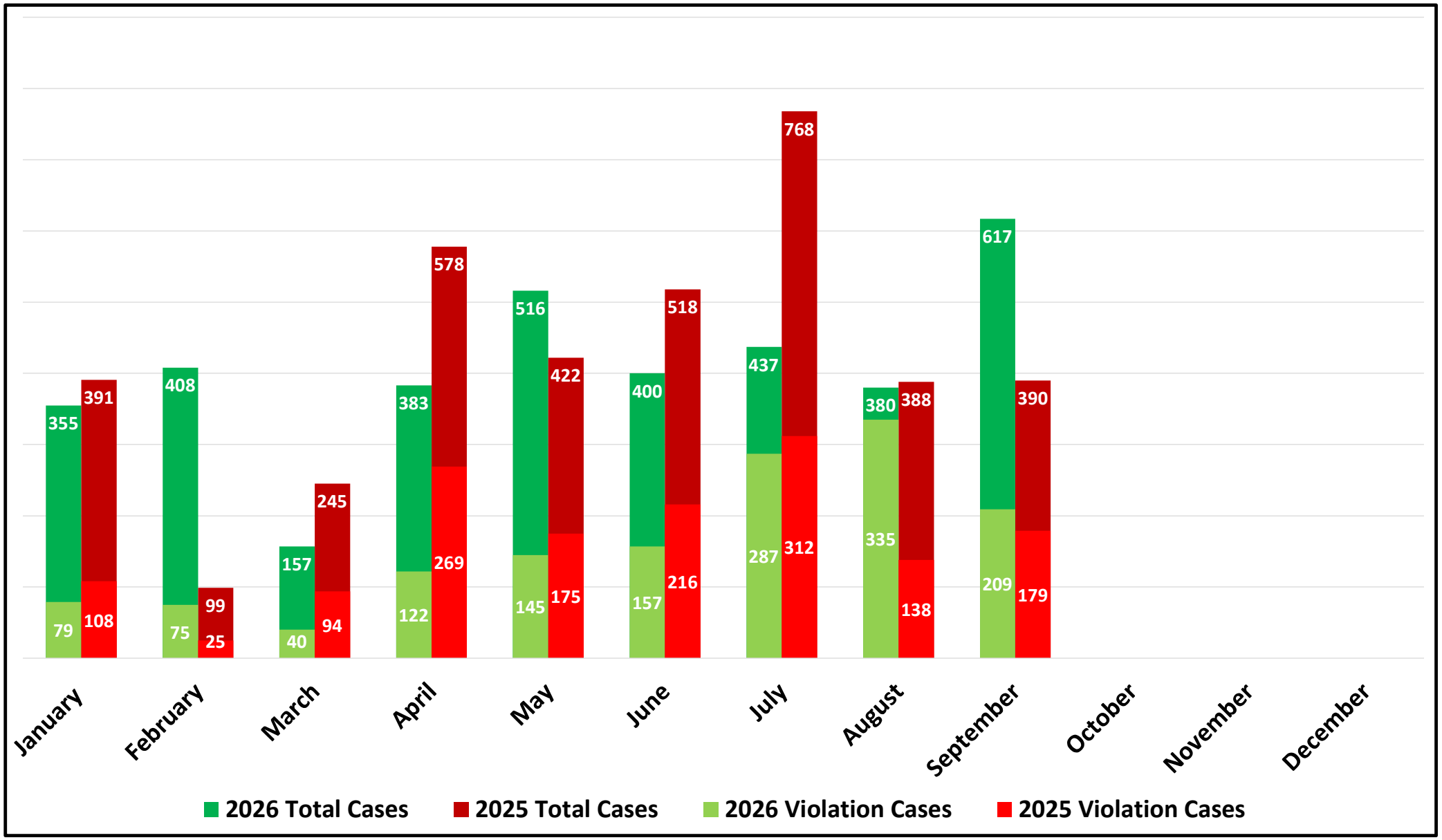
355
391
79
108
408
99
75
25
157
245
40
94
383
578
122
269
516
422
145
175
400
518
157
216
437
768
287
312
380
388
335
138
617
390
209
179
January
February
March
April
May
June
July
August
September
October
November
December
2026 Total Cases
2025 Total Cases
2026 Violation Cases
2025 Violation Cases

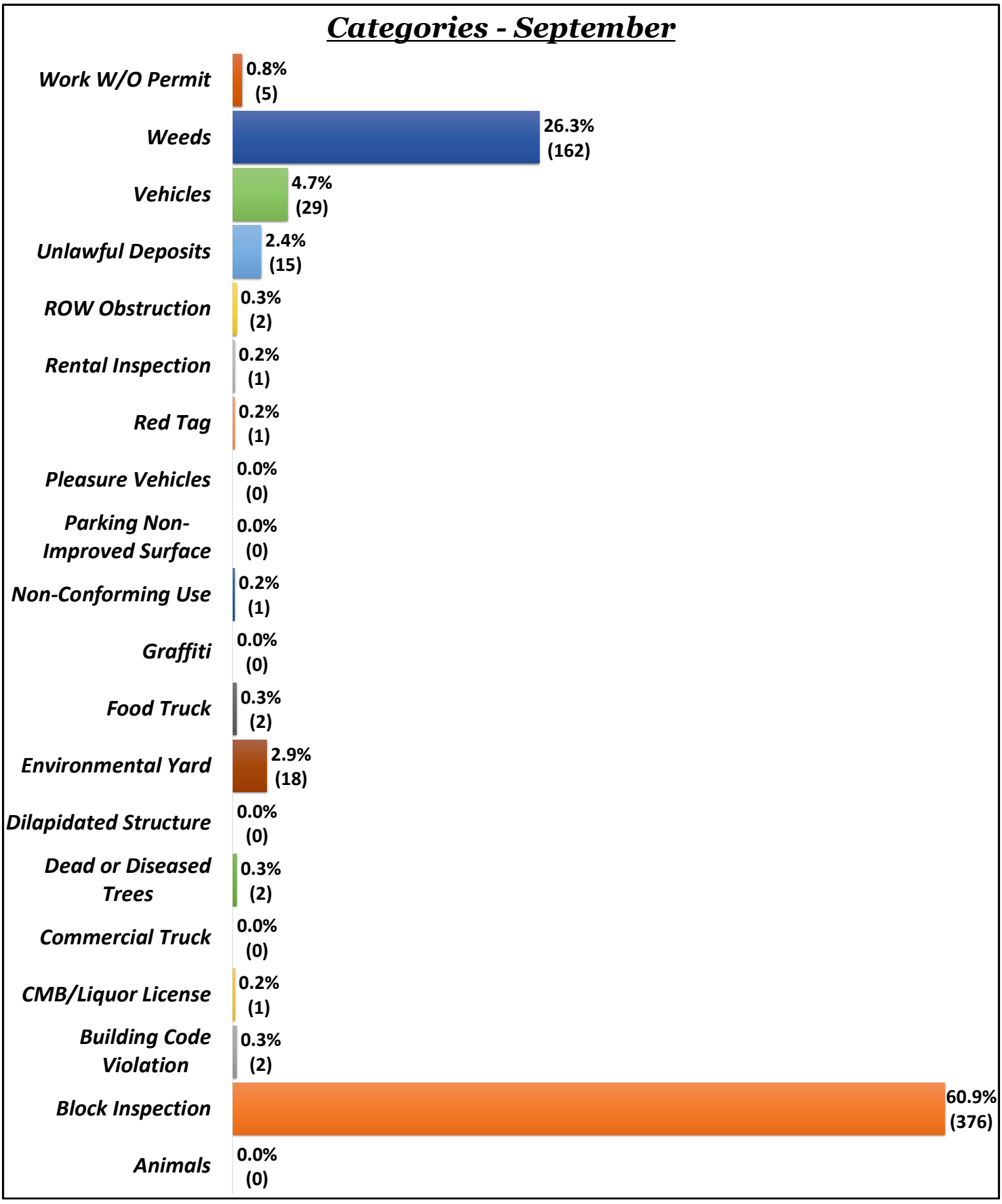
Categories - September
Work W/O Permit
0.8%
(5)
Weeds
26.3%
(162)
Vehicles
4.7%
(29)
Unlawful Deposits
2.4%
(15)
ROW Obstruction
0.3%
(2)
Rental Inspection
0.2%
(1)
Red Tag
0.2%
(1)
Pleasure Vehicles
0.0%
(0)
Parking Non-Improved Surface
0.0%
(0)
Non-Conforming Use
0.2%
(1)
Graffiti
0.0%
(0)
Food Truck
0.3%
(2)
Environmental Yard
2.9%
(18)
Dilapidated Structure
0.0%
(0)
Dead or Diseased Trees
0.3%
(2)
Commercial Truck
0.0%
(0)
CMB/Liquor License
0.2%
(1)
Building Code Violation
0.3%
(2)
Block Inspection
60.9%
(376)
Animals
0.0%
(0)

How Received - September

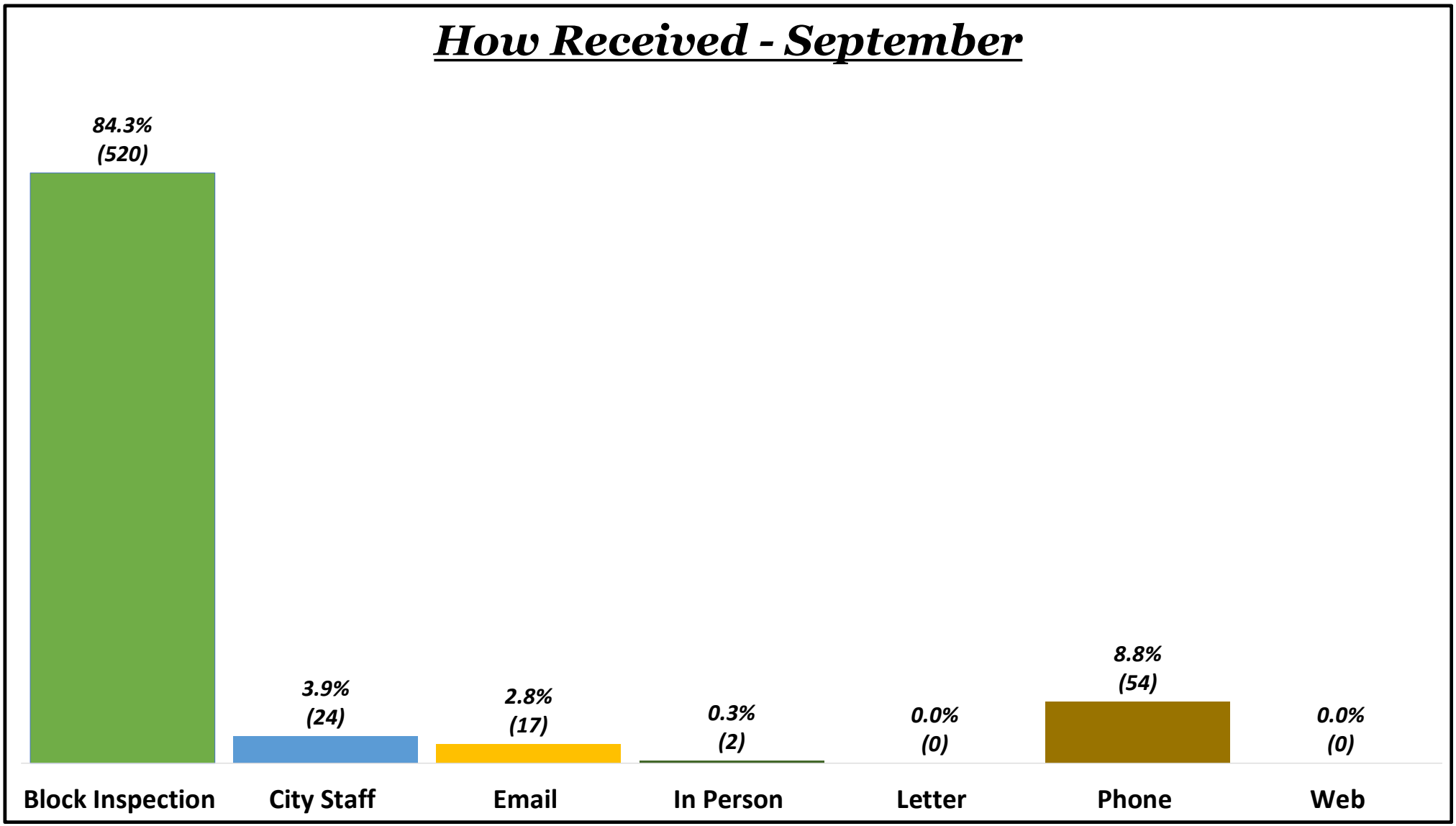

GARDEN CITY
KANSAS

MEMORANDUM

TO: City Commission
THRU: Matthew C. Allen, City Manager
FROM: Erinn Reyes, Communications Director
DATE: November 3, 2026
RE: 2026 Quarter 1 Social Media Report

ISSUE:
Presentation of the 2026 Quarter 3 Social Media Report from the Communications Department.

BACKGROUND:
Attached is the Social Media Report for the 2026 Quarter 3 from the Communications Department.

ALTERNATIVES:
None.

RECOMMENDATION:
None.

FISCAL NOTE:
None.

ATTACHMENTS:
Q3 2026 Social Media Report



Q3

GARDEN CITY

THE WORLD GROWS HERE

Social Media Report

facebook

Number of Posts 224
6.67% decrease from Q2

Post Reach 1,771,813
36.91% increase from Q2

Followers Gained 619
41.65% increase from Q2

Engagement Rate 10.83%
22.10% increase from Q2

Awareness Metrics		Q2 2026	Q1 2026	Q4 2025
Post Reach	Portion of people reached in relation to the total number of followers.	7,909%	6,876%	4,825%
Audience Growth Rate	The speed at which your brand's following increases.	3.48%	2.81%	1.90%
Engagement Metrics				
Applause Rate	The % of our audience that finds value in the things we post.	70.35%	62.59%	28.00%
Average Engagement Rate	Content is resonating with the audience.	10.83%	8.40%	9.29%
Conversion Metrics				
Click-Through Rate	How often people click on the call-to-action link in a post.	0.76%	1.52%	0.28%

Facebook Analysis

Our Facebook page continued its strong performance in Quarter 3, with ongoing increases in post reach, followers gained, and engagement rate despite publishing fewer posts. We remain focused on strengthening our online presence and expanding the variety of content we produce, and this quarter offered valuable insight into how our audience responds across a wide range of topics.

Our content this quarter spanned the full spectrum of City communications, from employee highlights, the centennial Community Mexican Fiesta, and progress updates on new City projects to concerns and collaborative messaging surrounding federal immigration activity in Garden City. In connection with that activity, we took a brief pause in social media posting toward the end of September before resuming regular activity. Seeing how residents engaged with such varied content provides a strong foundation as we continue to shape our Facebook strategy in the quarters ahead.

Instagram

Number of Posts 112
20.00% decrease from Q2

Post Reach 171,028
38.21% increase from Q2

Followers Gained 304
42.05% increase from Q2

Engagement Rate 4.23%
0.09% decrease from Q2

Awareness Metrics		Q2 2026	Q1 2026	Q4 2025
Post Reach	Portion of people reached in relation to the total number of followers.	47.80%	25.39%	21.35%
Audience Growth Rate	The speed at which your brand's following increases.	6.20%	7.02%	5.39%
Engagement Metrics				
Applause Rate	The % of our audience that finds value in the things we post.	223.23%	149.11%	127.80%
Average Engagement Rate	Content is resonating with the audience.	4.23%	5.34%	5.88%

Instagram Analysis

Despite publishing fewer posts in Quarter 3, Instagram saw notable increases in post reach and followers gained, while engagement remained largely stable (4.27% in Q2 compared to 4.23% in Q3). This growth was driven by popular content highlighting the centennial Community Mexican Fiesta and Garden City High School, along with community-focused posts on services and concerns such as Fall Cleanup and federal immigration activity in Garden City. As with Facebook, coverage of the latter topic led to a pause in social media posting toward the end of September, and our team has since resumed regular activity.

Moving forward, we will continue to monitor engagement patterns and develop content ideas that better align with our Instagram audience. While our strategic approach on Instagram has largely mirrored that of Facebook, we see an opportunity to differentiate content between the two platforms, either by creating Instagram-specific content or by tailoring shared content to better fit Instagram's format and audience.

LinkedIn

Number of Posts 42
0% increase from Q2

Post Impressions 16,685
9.16% increase from Q2

Followers Gained 38
0% increase from Q2

Engagement Rate 25.10%
4.11% increase from Q2

Awareness Metrics		Q3 2026	Q2 2026	Q1 2026
Post Reach	Portion of people reached in relation to the total number of followers.	31.60%	31.60%	27.15%
Audience Growth Rate	The speed at which your brand's following increases.	7.75%	8.41%	4.41%
Engagement Metrics				
Applause Rate	The % of our audience that finds value in the things we post.	93.18%	89.39%	92.66%
Average Engagement Rate	Content is resonating with the audience.	25.10%	24.11%	26.01%

LinkedIn Analysis

LinkedIn performance held steady in Quarter 3, with the same number of posts published and followers gained as in Quarter 2, along with slight increases in both post impressions and engagement rate. These results reflect our continued focus on stabilizing growth and maintaining a consistent posting schedule, with content centered on our employees and organizational initiatives balanced alongside traditional recruitment-focused posts.
As our team becomes more comfortable navigating LinkedIn and gains a clearer understanding of what content performs best, we will continue monitoring audience trends as we refine our LinkedIn-specific strategies. Building on this steady foundation, we aim to expand our follower base and increase our overall reach, using these insights to support continued growth in the quarters ahead.

MY GCKS

Number of Alerts Sent 38
7.31% decrease from Q2

Sign-Ups 72
18.03% increase from Q2

Residents Engaged 155
9.93% increase from Q2

Total Communications 195
19.63% increase from Q2

	Total of Alert Sign Ups	Total Communications	Total Residents Engaged	Alert Sign Ups	Total Questions
	People who have signed up to receive alerts	*All interactions between residents and the bot*	*# of residents the bot has engaged*	*People who have signed up to receive alerts this quarter*	*# of resident inquiries that triggered an answer from the bot*
Q3 2026	1062	195	155	72	64
Q2 2026	995	163	141	61	48
Q1 2026	938	166	118	61	49

My GCKS Analysis

MyGCKS's performance in Quarter 3 remained on par with Quarter 2, despite a 10-day service outage from late July into early August and a season that has historically seen declines in activity due to fewer community events and less severe weather. Several weather-related events early in the quarter helped drive engagement, and we continue to find that including MyGCKS sign-up instructions in the captions of weather-related and other time-sensitive posts is our most effective way to grow subscriptions. Looking ahead to Quarter 4, we anticipate weather events and holiday office closures that will provide timely opportunities for outreach. Our focus will be on using the service more intentionally and consistently beyond standard alerts, including promoting community events and City-sponsored services and programs, while continuing to find new ways to encourage sign-ups.

City Commission Meeting Recaps

Our team continues to produce City Commission meeting recaps in a photo-carousel format, allowing users to swipe through key highlights from each meeting. We adopted this format at the end of Quarter 1 after moving away from short-form video, which continued to decline in performance despite several efforts to improve engagement. In Quarter 2, we refined the carousel design and committed to a consistent posting schedule, sharing each recap at 4 p.m. on the Wednesday following a commission meeting.

In Quarter 3, recap views decreased slightly by 5.68% compared to Quarter 2, keeping performance generally on par with the previous quarter. The August 4th recap stood out with a noticeable increase in engagement, driven by items concerning amendments to micro data facility zoning regulations and the publication of the 2027 budget and revenue neutral rate. This suggests that residents respond strongly to recaps covering high-interest topics, and we will continue monitoring performance metrics and refining the format to strengthen overall engagement.

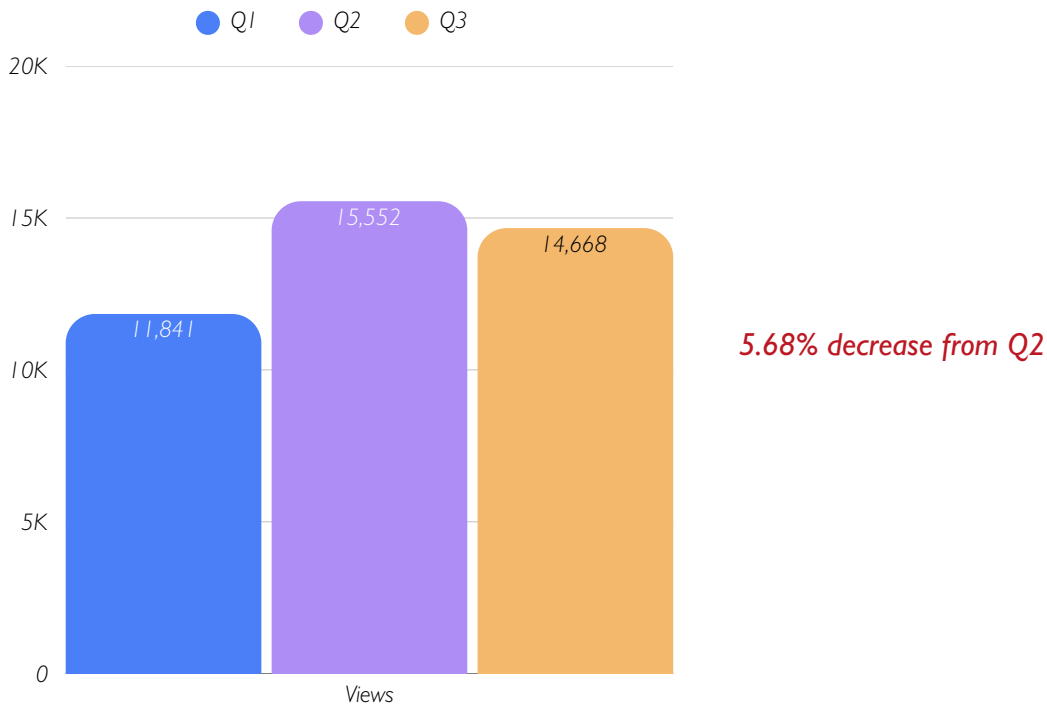

2026 Quarter 1 Video Recaps | Views: 5,868 | Interactions: 38 | 1-Minute Views: 232 | Average Watch Time: 9 seconds (January - February)
2026 Quarter 1 Photo Recaps | Views: 5,973 | Engagement: 338 (14 reactions, 1 comment) | Clicks: 318 (March)

2026 Quarter 2 Photo Recaps | Views: 15,552 | Engagement: 692 (29 reactions, 2 comments) | Clicks: 639

2026 Quarter 3 Photo Recaps | Views: 14,668 | Engagement: 956 (37 reactions, 7 comments | Clicks: 894

GARDEN CITY
KANSAS

MEMORANDUM

TO: City Commission
THRU: Matthew C. Allen, City Manager
FROM: Danielle B. Burke, Deputy City Manager
DATE: October 20, 2026
RE: Performance Management Report - September 2026

ISSUE:
Presentation of the monthly City-wide performance management report for September 2026.

BACKGROUND:
Attached is the September 2026 Performance Management Report.

ALTERNATIVES:
Informational only.

RECOMMENDATION:
Informational only.

FISCAL NOTE:
Informational only.

ATTACHMENTS:
September Report

Performance Measurement Report

September 2026

Purpose

The purpose of this document is to identify and record key measurements by which the City of Garden City elected officials and staff believe gauge performance. The document will be shared publicly as an accountability tool between the municipal corporation and the public it serves. The City of Garden City believes the use of these key performance measures is part of a continuous cycle of learning and improvement.

Executive Summary

Below is a table containing summary excerpts for the Performance Measurements. Each category has a "desired" performance goal identified in green, an "acceptable" performance standard identified in yellow, and a below expectations threshold identified in "red." Some measures will report data that shows a frequency of occurrence within each of the three categories. Some measures will report an average and list it in the column which best characterizes performance in relationship to the expectation. Following the Executive Summary Table, additional explanation for each performance measure is provided, which includes data entries for each month of the year to date. Those performance measures are shown in individual tables in the same order they appear in the Executive Summary Table.

Police Department Performance Measures	September			2026 Year-to-Date			2026 Goal
Part 1 Crimes Per Capita			53		50		Less than 45 Part I Crimes
Percent of 911 Calls answered within 15 seconds	99%			99%			Within 15 seconds
Percent of 911 Calls Dispatched within 90 seconds	54			66			Within 90 seconds
GCPD Response Time to Emergency Calls	2:37				4:07		Less than 4 minutes
Average Number of Training Hours per Sworn Employee	8			9			Greater than 5 hours/month
Average Number of Training Hours per Non-Sworn Employee	2			2			Greater than 2 hours/month
Number of Special Events and Community Events	9			18			Greater than 2 events/month

Fire Department Performance Measures	September			2026 Year-to-Date			2026 Goal
GCFD Turnout Time				1:10			2 minutes or less
Fire Response Time				3:52			Less than 4 minutes
Number of Training Hours per employee per month				28			Greater than 16 hours
Percent of Truck Checks Completed				97%			Greater than 95%
Township Calls for Service							TBD
Number of Inspections Completed				70			Greater than 65 per month
Airport Performance Measures	**September**			**2026 Year-to-Date**			**2026 Goal**
GCK Commercial Enplanements							Greater than 28,000 annually
Passage of the annual FAA Inspection					9		Less than 6 discrepancies
Passage of the annual TSA Inspection				0			Less than 6 discrepancies
Neighborhood & Development Services Performance Measures	**September**			**2026 Year-to-Date**			**2026 Goal**
Number of Days for Site Plan Review (first submittal)	6			35	1	0	less than 10 days
Number of Days for Building Permit Review (residential)	33	2	15	285	25	105	less than 5 days
Number of Days for Building Permit Review (commercial)	5	0	1	117	6	46	less than 5 days
Precent of Code Enforcement Cased Brought into Voluntary Compliance			77%			61%	Greater than 90%
Number of Building Inspections Completed		247			239		Greater than 250
Municipal Court Performance Measures	**September**			**2026 Year-to-Date**			**2026 Goal**
Percent of Court Cases Prepared On-Time	96%	3%	2%	90%	9%	1%	4 weeks in advance
Number of Cases Paid within 30 days				63%	18%	7%	Paid within 30 days
Number of Failure to Comply Letters Sent on Time				94%	5%	1%	Sent before 15th of month
Percent of Probation Defendants on Track to Completion						77%	Greater than 90%

Recreation Performance Measures	September			2026 Year-to-Date			2026 Goal
Percentage of Actual Sponsorship Funding vs. Amount Budgeted			18%		67%		91% or higher
Recreation Programming Revenue in Relationship to Expenses		43%		49%			45% or higher
CORE Fitness Revenue in Relation to Expenses	170%*			109%*			100% or greater
Lee Richardson Zoo Performance Measures	**September**			**2026 Year-to-Date**			**2026 Goal**
Average Zoo Guest Experience Survey Response	4.75						4.0 or higher on a 5 point scale
Reduction in Combined Accidents/Injuries	2						Below 3 per Month
Inspections completed with an "acceptable" rating		88					Acceptable
Golf Performance Measures	**September**			**2026 Year-to-Date**			**2026 Goal**
Percentage Increase: Golf Shop Merchandise, Food & Beverage prev. year	36%			102%			5% or greater
Percentage of Golf Course Decrease/(Increase) of water used with rainfall calculation compared to previous year			(40%)			(17%)	5% Decrease
Parks Performance Measures	**October**			**2026 Year-to-Date**			**2026 Goal**
Acres of Vegetation Control Completed	300			2400			Greater than 300 acres
Percentage of Attended/Completed Mandatory Quart. Safety Trainings			83%				100% attended/completed
Information Technologies Performance Measures	**September**			**2026 Year-to-Date**			**2026 Goal**
Number of Monthly IT Support Tickets	361			1802	0	289	201 or greater
Average Response Time for IT Support Tickets	15			122	98	0	Less than 24 hours
Percentage of Completed IT Support Tickets	91%				89%		90% or greater

Average Time to Resolve IT Support Tickets			135	75	384	547	84 hours or less
Communications Performance Measures	**September**			**2026 Year-to-Date**			**2026 Goal**
Number of Social Media Posts - Facebook	64			662			More than 40 posts
Percentage Increase in Growth of "reach" over prior month - Facebook	8%						Greater than 3%
Number of Social Media Posts - LinkedIn	10			124			More than 8 posts
Percentage Increase in Growth of "reach" over prior month - LinkedIn			-17%				Greater than 3%
Number of Social Media Posts - Instagram	39			356			More than 16 posts
Percentage Increase in Growth of "reach" over prior month - Instagram	77%						Greater than 3%
Number of Community Engagement Events	2			12	2		2 or more events
Website Page Views	50,005			50,422			Greater than 2,000 Views
Human Resources Performance Measures	**September**			**2026 Year-to-Date**			**2026 Goal**
Percentage Turnover Rate for Organization			26%			25%	12% or Less
Percentage of Stay Interviews Conducted			32%			68%	Greater than 95%
Timesheet Submission Timeliness			79%		85%		Greater than 95%
Time to Hire from Conditional Offer	13			26			Less than 30 Days
Service and Finance Performance Measures	**September**			**2026 Year-to-Date**			**2026 Goal**
Timeliness of Monthly Financial Report	Yes			8	0	1	2nd Meeting of the Month
Increase Auto-Pay Customers	Yes			9			More than the prior month
Increase E-Bill Customers	Yes			9			More than the prior month
City Clerk Performance Measures	**September**			**2026 Year-to-Date**			**2026 Goal**
Number of Business Days to Process Public Record Request with notice		11			138		Less than 3 days

Number of Business Days to File Property & Liability Claims	2			15	26	3	Less than 5 days
Number of Business Days to file/publish Ordinances and Resolutions	5			30			Less than 7 days
Number of licenses processed	3			42			Less than 5 days
Number of Special Event Requests Processed	14			106	9	1	10 or more
Day and Time of the Week the City Commission Packet is published	2			13	5		Before 5:00 PM Friday
Public Works & Utilities Admin. Performance Measures	**September**			**2026 Year-to-Date**			**2026 Goal**
Number of Business Days to Report Utility Meter "Un-Reads"	42	21	23				Less than 1 day
Date of the Month WWTP lab invoices are sent for prior month tests		13			25		10th of the Month or earlier
Number of phone calls handled within with customer service standards	465	359	65				Call rec'd. by intended dept.
Electric Department Performance Measures	**September**			**2026 Year-to-Date**			**2026 Goal**
Length of Time to Resolve Electric Outages	1		4	6	1	4	55 minutes of less
Number of Monthly Substation Hotspot Scans	5			10			Greater than 4 scans
Repairs made to substation hotspots within a target number of days	0	0	0	0	3	0	3 Days or Less
Number of Days to replace poles			14			21	Less than 30 days
Number of Calendar Days to repair a reported Street Light failure		53			69	17	Less than 7 days
Number of 400 Top Energy Accounts tested for Electric Meter Accuracy			18	34	0	18	31 or more per month
Number of High Voltage Metered Locations Tested		0		0	2	1	Greater than 2
Public Works Department Performance Measures	**September**			**2026 Year-to-Date**			**2026 Goal**
Number of Mapping Areas Completed Each Month - Street Sweeping	8			14			More than 3 areas per month
Acres of Vegetation Control Completed	0	0	0	0	0	0	Greater than 375 acres

Miles of Alleys Maintained with a prevention or repair action	0	0	2.4	0	0	2.6	More than 6.0 miles
Number of Calendar Days following a report required to repair a pothole	0	0	0	0	0	0	Less than 7 days
Number of Calendar Days to complete Fleet Work Orders	51	1	0	133	1	2	Less than 7 days
Storm Water Department Performance Measures	**September**			**2026 Year-to-Date**			**2026 Goal**
Number of Storm Water Inlet Inspections	0	0	0	0	0	0	Greater than 14 per month
Number of Storm Water Outfall Inspections	15	0	0	0	0	0	Greater than 12 per month
Water Department Performance Measures	**September**			**2026 Year-to-Date**			**2026 Goal**
Number of Calendar Day Required to Complete a Work Order	97	0	1	191	0	11	Same Day
Percentage of KDHE Samples submitted on time and accepted	51	0	0	96	0	0	100%
Number of Hydrants Tested	0	0	62	0	0	63	100 or Greater per month
Number of Water Valves Exercised	0	0	115	0	0	115	200 or Greater per month
Wastewater Department Performance Measures	**September**			**2026 Year-to-Date**			**2026 Goal**
Number of Passing NPEDS Tests	8	0	0	16	0	0	8 per month
Percentage of weekly wastewater lift station inspections completed	55	0	0	110	0	0	100%
Number of Days to Complete a Scheduled Preventive Maintenance Action	248	0	0	496	0	0	95% Same Day, 99% < 5days
SCADA Alert Function Test - Wastewater Acknowledgment Times	8	0	0	16	4	0	5 minutes or less
Response Time on Sewer Line Maintenance Calls	9	0	0	14	0	0	1 Hour or less

Police Department

Part I Crimes Per Capita	This metric measures the frequency of serious crimes relative to the population size of a jurisdiction. Part 1 Crimes, as defined by the FBI's Uniform Crime Reporting (UCR) program, include eight categories: murder, rape, robbery, aggravated assault, burglary, larceny-theft, motor vehicle theft, and arson. While the desire would be to have no Part 1 crimes, the realities of a City of the First Class suggest these types of crimes will exist. The goal is for the City to be lower than other peer communities.			Year: 2026
Month	**Low Volume (Best): ≤ 45 Part I incidents**	**Typical Volume (Expected Range): 46–50 Part I incidents**	**Elevated Volume (Needs Attention): ≥ 51 Part I incidents**	**Notes**
January	37			Total Part 1 Crimes for January 2026: 37 (27 - Property; 10 - Violent) Crime Rate Per/1000: 1
February			51	Total Part 1 Crimes for February 2026: 51 (45 - Property; 6 - Violent) Crime Rate Per/1000: 2
March			55	Total Part 1 Crimes for March 2026: 55 (47 - Property; 8 - Violent) Crime Rate Per/1000: 2
April		50		Total Part 1 Crimes for April 2026: 50 (38 - Property; 12 - Violent) Crime Rate Per/1000: 2
May			56	Total Part 1 Crimes for May 2026: 56 (45 - Property; 11 - Violent) Crime Rate Per/1000: 2
June		46		Total Part 1 Crimes for June 2026: 46 (32 - Property; 14 - Violent) Crime Rate Per/1000: 1

July		47		Total Part 1 Crimes for July 2026: 47 (42 - Property; 5- Violent) Crime Rate Per/1000: 2
August			51	Total Part 1 Crimes for August 2026: 51 (41 - Property; 10 - Violent) Crime Rate Per/1000: 2
September			53	Total Part 1 Crimes for September 2026: 53 (41- Property; 12- Violent) Crime Rate Per/1000: 2
October				
November				
December				
Total				Average: 50/month

Percent of 911 Calls answered within 15 seconds	This metric measures the percentage of 911 calls that are answered within 15 seconds. The standard of the National Emergency Number Association (NENA) is to answer 95% of all 911 calls within 20 seconds.			Year: 2026
Month	**Within 15 Seconds**	**Between 15 and 20 Seconds**	**Above 20 Seconds**	**Notes**
January	98.83%			
February	99.23%			
March	99.47%			
April	99.20%			
May	99.70%			
June	99.61%			
July	96.30%			
August	99.91%			
September				
October				
November				
December				
Total	99.08%			

Percent of 911 Calls Dispatched within 90 Seconds	This metric measures the percentage of 911 calls being dispatched within 90 seconds. The standard of the National Emergency Number Association (NENA) is to dispatch 90% of 911 calls within 90 seconds.			Year: 2026
Month	**Within 90 Seconds**	**Between 90 – 120 Seconds**	**More than 120 Seconds**	**Notes**
January	63 Seconds			100% of call dispatched within 90 seconds
February	78 Seconds			100% of call dispatched within 90 seconds
March	81 Seconds			100% of call dispatched within 90 seconds
April	79 Seconds			100% of call dispatched within 90 seconds
May	48 Seconds			100% of call dispatched within 90 seconds
June	51 Seconds			100% of call dispatched within 90 seconds
July	46 Seconds			100% of call dispatched within 90 seconds
August	96 Seconds			
September	54 Seconds			100% of call dispatched within 90 seconds
October				
November				
December				
Total	68 Seconds			

GCPD Response Time to Emergency Calls	This metric measures the average time it takes for GCPD personnel to arrive on-scene after being dispatched to an emergency call. This metric reflects the department's efficiency in handling urgent situations where lives or public safety may be at risk, such as active crimes, medical emergencies, or accidents.			Year: 2026
Month	**Less than 4 Minutes**	**4 to 6 Minutes**	**More than 6 Minutes**	**Notes**
January		4:08		
February		4:11		
March				
April	3:57			
May		4:18		
June		5:54		
July		5:01		
August	2:56			
September	2:37			
October				
November				
December				
Total				4:07 Minutes

Average Number of Training Hours per Sworn Employee	This metric measures the average amount of time each sworn officer spends on professional development and skill-building activities during each month. It reflects the agency's commitment to continuous learning and improving employee competency.			Year: 2026
Month	**Greater than 5 hours**	**4 to 5 hours**	**Less than 4 hours**	**Notes**
January			3.5	
February	6.67			
March	7.30			
April	18.10			
May	6.00			
June	10.64			
July	10.75			
August	7.9			
September	7.9			
October				
November				
December				
Total				

Average Number of Training Hours per Non-Sworn Employee	This metric measures the average amount of time each non-sworn employee spends on professional development and skill-building activities each month. It reflects the agency's commitment to continuous learning and improving employee competency.			Year: 2026
Month	**Greater than 2 hours**	**1 to 2 hours**	**Less than 1 hour**	**Notes**
January			0.15	
February	4.33			
March		1.0		
April			0.85	
May		1.0		
June	2.03			
July	4.10			
August	2.10			
September	2.10			
October				
November				
December				
Total				

Number of Special Events and Community Events	This metric measures the total number of community-focused activities the GCPD participates in each month. This includes events like safety fairs, neighborhood meetings, school visits, parades, or any outreach initiative designed to engage with the public.			Year: 2026
Month	**Greater than 2 Events**	**1 or 2 Events**	**No Events**	**Notes**
January	3			
February	6			Hospital Workplace Violence Working Group, Gun Show, USD 457 Meeting, Migrant Family Discussion, Youth Engagement - Edith Schuerman
March	7			EF Facilitators, GCCC Debrief, CJ Advisory Board, US 83/50 Safety Corridor Meeting
April	10			LEPC, USD 457 Teacher In-Service, On-Boarding, Plymell Run/Race, GCCC Students, JROTC Awards Ceremony, RHF, Joint Training with FISO, Citizen's Academy
May	12			Active Shooter In-Service, Emergency Management Training, LiveWell, Cinco De Mayo Parade, Capstone Interviews GCCC, Advisory Boards, Beef Empire Days Parade and activities
June	15+			Tabletop Planning with Zoo, Glow Game w/ FD, Kansas Police Administrators Seminar, Command Peer Support, Extra Patrol - Pride Fest, Chief's /Sheriff/KLETC Joint

				Meeting, PSAB, TUSA, Meeting on Overdose / Suicide Review Board
July	15			Tabletop Planning with Zoo, PSAB Admin Day, Helping our Heros Car Show, Touch a Truck, Run Hide Fight Classes
August	14			Run, Hide, Fight Classes, GC Wind Parade, SWAT workout with GCHS Volleyball team, PSAB, Zoo tabletop, GCCC Law Enforcement Appreciation Dinner, Lemonade Battle and Torch Run
September	9			"Drive Sober or Get Puller Over" campaign, Appreciation Lunch @ GC Christian Academy, 9/11 Ceremony at GCCC and the Refinery, Fiesta Parade, Hosted and Trained Confidential Informant Kansas Narcotics Officer Association, Shotgun Training at the Zoo, DPS Advisory Board Meeting, Real Men Real Leaders Appreciation Lunch,
October				
November				
December				
Total	91			18 per month

Fire Department

GCFD Turnout Time	This metric measures the average time it takes from being dispatched to leaving the station (turnout time) in the appropriate bunker gear.			Year: 2026
Month	**2 Minutes or Less**	**2 to 3 Minutes**	**More than 3 Minutes**	**Notes**
January	1:58			
February	1:05			
March	1:01			
April	1:01			
May	1:10			
June	1:11			
July	1:09			
August	0:46			
September				
October				
November				
December				
Total	1:10			

Fire Response Time for Emergency Calls in Garden City	This metric measures the average time it takes from leaving the station to arriving on scene of an emergency call (i.e. active structure fire, injury accident, etc.)			Year: 2026
Month	**Less than 4 Minutes**	**4 to 5 Minutes**	**More Than 6 Minutes**	**Notes**
January	3:03			
February	3:37			
March	3:41			
April	3:49			
May		4:08		
June		4:05		
July	3:56			
August				
September		4:41		
October				
November				
December				
Total	3:52			

Number of Training Hours per employee per month	The metric that measures the average amount of time each staff member spends on professional development and skill-building activities during a month. It reflects the agency's commitment to continuous learning and improving employee competency.			Year: 2026
Month	**Greater than 16 Hours**	**14 to 15 Hours**	**Less Than 14 Hours**	**Notes**
January	26			
February	30			
March	26			
April	32			
May	31			
June	33			
July	24			
August	22			
September				
October				
November				
December				
Average	224			28 hours per month

Percent of Truck Checks Completed On Time	This metric measures the number of truck checks that are completed on time. There are different set of truck checks that are required to keep the apparatus functional.			Year: 2026
Month	**95% or Greater**	**Between 90% - 95%**	**Less than 90%**	**Notes**
January	97%			
February	98%			
March	98%			
April	97%			
May	97%			
June	95%			
July	97%			
August	96%			
September				
October				
November				
December				
Total				

Townships Calls for Service	This metric will track the resources dedicated to township calls but the metric is still in development and will be updated on the next report.			Year: 2026
Month	Goal	Acceptable	Needs Improvement	Notes
January				
February				
March				
April				
May				
June				
July				
August				
September				
October				
November				
December				
Total				

Number of inspections completed	The Fire Department is responsible for completing approximately 750 inspections on various businesses within the community on an annual basis. Additionally, all new commercial construction receives a fire inspection.			Year: 2026
Month	**Greater than 65 Inspections**	**64 to 60 Inspections**	**Less than 60 Inspections**	**Notes**
January	68			
February	73			
March		64		
April	72			
May			56	
June	76			
July	69			
August	80			
September				
October				
November				
December				
Total	558			70 per month

Garden City Regional Airport

GCK Commercial Enplanements	Number of revenue passengers flying out of GCK. Supports improvements/enhancements (infrastructure, passenger services, air service, etc.)			Year: 2026
Annual	Greater than 28,000 Enplanements	26,000 to 27,999 Enplanements	Less than 25,999 Enplanements	Notes
Total				

Passage of the annual FAA Inspection	FAA provides the airport operating certificate for commercial air service. Supports improvements to meet FAA regulations (infrastructure, policies, equipment, staffing, etc.)			Year: 2026
Annual	Less than 6 Discrepancies	6 to 10 Discrepancies	More than 11 Discrepancies	Notes
Total		9		Inspections are completed annually

Passage of the annual TSA Inspection	TSA confirms the airport meets security regulations for commercial air service. Supports improvements to meet TSA regulations (infrastructure, policies, equipment, staffing, etc.)			Year: 2026
Annual	Less than 6 Discrepancies	6 to 10 Discrepancies	More than 11 Discrepancies	Notes

Total	0			Inspections are completed annually

Neighborhood and Development Services

Number of Days for Site Plan Review (first submittal)	This metric measures how quickly City staff and partner agencies are able to turn around comments (or approve site plans) to developers and their design professionals. This has been an area of focus for the Governing Body to ensure that projects in the community are able to move forward in a timely manner.			Year: 2026
Month	**Less than 10 days**	**10 days**	**More than 10 days**	**Notes**
January	1			1 Project in the Urban Growth Area
February	8			2 Project in the Urban Growth Area
March	2			
April	3			
May	2			
June	5			
July	3			1 Project in the Urban Growth Area
August	5	1		
September	6			
October				
November				
December				
Total	35	1		

Number of Days for Building Permit Review (residential)	This metric measures how quickly City staff are able to turn around residential building permits for contractors and applicants. This has been an area of focus for the Governing Body to ensure that housing projects in the community are able to move forward in a timely manner.			Year: 2026
Month	**Less than 5 days**	**5 days**	**More than 5 days**	**Notes**
January	12	2	9	
February	15	2	7	
March	28	5	22	
April	38	3	6	
May	36	1	10	
June	52	3	21	
July	43	5	9	
August	28	2	6	
September	33	2	15	
October				
November				
December				
Total	285	25	105	75%

Number of Days for Building Permit Review (commercial)	This metric measures how quickly City staff are able to turn around commercial building permits for contractors and applicants. This has been an area of focus for the Governing Body to ensure that commercial projects in the community are able to move forward in a timely manner.			Year: 2026
Month	**Less than 5 days**	**5 days**	**More than 5 days**	**Notes**
January	18	2	8	
February	16	0	9	
March	7	0	6	
April	12	2	5	
May	6	0	3	
June	24	1	6	
July	17	0	4	
August	12	1	4	
September	5	0	1	
October				
November				
December				
Total	117	6	46	69%

Percent of Code Enforcement Cases Brought into Compliance Voluntarily	This metric measures the percent of code enforcement cases (environmental nuisances and non-operable vehicles) that are brought into compliance voluntarily. The cases unable to be brought into compliance voluntarily come before the Governing Body for consideration of abatement by City staff of contractors.			Year: 2026
Month	**Greater than 90%**	**80% to 89%**	**Less than 80%**	**Notes**
January		88.6%		79 violations
February		86.7%		75 violations
March		87.5%		40 violations
April		84.4%		122 violations
May	90.3%			145 violations
June			79.0%	157 violations
July			42.9%	287 violations
August			19.7%	335 violations
September			76.6%	209 violations
October				
November				
December				
Total				1,449 total violations

Number of Building Inspections Completed	This metric measures the workload for the building inspectors and is an indication of overall construction load within the community.			Year: 2026
Month	Greater than 250 Inspections	200 to 250 Inspections	Less than 200 Inspections	Notes
January			182	
February			164	
March			189	
April			184	
May	251			
June	301			
July	338			
August	299			
September		247		
October				
November				
December				
Total		239		2,155 Total

Municipal Court

Percent of Court Cases Prepared On-Time	This metric measures the percentage of cases that are prepared in advance of the first court appearance. This is important to ensure victim letters are sent before the court date so that is not a factor in delaying the resolution of the case. This is also to ensure the prosecutor/court staff have information necessary to inform defendants/victims.			Year: 2026
Month	**Prepped Greater than 4 weeks in Advance**	**Prepped 1 to 4 Weeks in Advance**	**Prepped Less than 1 week in Advance**	**Notes**
January	69%	19%	1%	
February	53%	47%	0%	
March	99%	1%	0%	
April	92%	7%	1%	
May	98%	2%	0%	
June	100%	0%	0%	
July	99%	1%	0%	
August	94%	5%	1%	
September	96%	3%	2%	
October				
November				
December				
Total				2,360 Total Cases

Number of Cases Paid within 30 days	This metric measures the percentage of cases that are paid in a timely manner or if a bench warrant is issued for failing to comply with a citation. This is important to measure efficiency, compliance, and the type of bench warrants being issued.			Year: 2026
Month	**Paid within 30 days**	**Paid 30 to 60 days**	**Bench Warrant Issued**	**Notes**
January	63%	17%	8%	
February	67%	24%	9%	
March	64%	23%	7%	
April	68%	22%	11%	
May	64%	23%	15%	
June	63%	16%	10%	
July	52%	31%	10%	
August	56%			Not all cases have reached 60 days since filed
September				
October				
November				
December				
Total				987 Total Cases

Number of Failure to Comply Letters Sent on Time	This metric measures the percentage of letters sent to defendants who have not paid their citation within 30 days of it being filed with the court. All past due citations are expected to be sent out by the 15th of each month. This is important to ensure cases are resolved efficiently.			Year: 2026
Month	**Sent Within 2 Weeks**	**Sent 2 to 3 Weeks**	**Sent after 3 Weeks**	**Notes**
January	84%	12%	2%	
February	67%	38%	0%	
March	100%	0%	0%	
April	100%	0%	0%	
May	100%	0%	0%	
June	92%	8%	0%	
July	94%	3%	3%	
August	98%	0%	2%	
September				Not all cases have reached 30 days since filed
October				
November				
December				
Total				

Percent of Probation Defendants on Track to Completion	This metric measures the percentage of defendants who are currently on track to finish probation successfully. This is important to track to identify reasons for not completing, identify community resources needed, avoid jail time enforcement, and ensure cases are resolved efficiently.			Year: 2026
Month	**Greater than 90%**	**80 to 90%**	**Less than 80%**	**Notes**
January			76%	
February			78%	
March			79%	
April			75%	
May		80%		
June		80%		
July			75%	
August			76%	
September			75%	
October				
November				
December				
Total				56 Defendants

Recreation

Percentage of actual Sponsorship / Partnership Funding of non-tax revenue generated vs. budgeted	This metric measures the percentage of actual non-tax revenue generated from sponsorships and partnerships compared to the budgeted income amount identified annually in the budget.			Year: 2026
Month	**91% or Greater**	**80 to 90%**	**Below 80%**	**Notes**
January			41.38%	
February			0%	YTD 3.45%
March			54.99%	YTD 17.20%
April			55.33%	YTD 21.23%
May			79%	YTD 28%
June	139.3%			YTD 78.8%
July			46%	YTD 74%
August			18%	YTD 67%
September			30%	YTD 56%
October				
November				
December				
Total				

Recreation Department Revenue in Relation to Expense	This metric measures the Recreation Department revenue in relation to expenses with the target goal of 45% cost recovery. National cost recovery average for Public/Governmental programs is 45.3%			Year: 2026
Month	**45% or Greater**	**30 to 44%**	**Below 30%**	**Notes**
January		33.91%		YTD 33.91%
February		43.74%		YTD 41.14%
March	59.28%			YTD 45.18%
April	55.50%			YTD 46.83%
May		33.69%		YTD 36.74%
June	76.58%			YTD 50.9%
July		38%		YTD 47.2%
August		43%		YTD 49%
September		44%		YTD 57%
October				
November				
December				
Total				

CORE Fitness Revenue in Relation to Expenses	This metric measures the CORE fitness revenue in relation to expenses with the target goal of 100% cost recovery. An acceptable level of cost recovery at 90%.			Year: 2026
Month	**100% or Greater**	**90 to 99%**	**Below 90%**	**Notes**
January	155.92%			YTD 155.92%
February	122.49%			YTD 142.41%
March	158.96%			YTD 130.65%
April	148.35%			YTD 150.34%
May			40.61%	YTD 102.12%
June			87.4%	YTD 99.6%
July	126%			YTD 102%
August			No information due to salary coding issue	No information due to salary coding issue
September	111%			
October				
November				
December				
Total				

Lee Richardson Zoo

Average Zoo Guest Experience Survey Response on a 5-point scale	This metric measures the average Zoo Guest Experience Survey response on a 5-point scale with a "5" represent the highest customer service score and a "1" representing the lowest customer service score.			Year: 2026
Month	**4.0 or Higher**	**3 to 3.99**	**Below 3**	**Notes**
January	4.83			
February	4.71			
March	4.75			
April	4.89			
May	4.48			
June	4.59			
July	4.59			
August	4.75			
September	4.79			
October				
November				
December				
Total				

Reduce Combined Accidents/Injuries to Below 3 Per Month.	This metric tracks vehicle and equipment accidents, missed locks and fastener standards, and non-vehicle-related injuries and accidents. A score below 3 indicates performance is acceptable; a score between 3 and 4 is marginal; a score above 4 is unacceptable.			Year: 2026
Month	**Below 3**	**3 - 4**	**Over 4**	**Notes**
January	2			
February			6	
March	2			
April	1			
May	1			
June	2			
July		3		
August	2			
September			5	
October				
November				
December				
Total				

Inspections completed with an "acceptable" rating	This metric indicates the percentage of inspections that received an "acceptable" rating. Routine inspections are conducted by zoo staff and can be rated as "acceptable," "marginal," or "unacceptable." These inspections adhere to the standards set by the Association of Zoos and Aquariums (AZA) and the United States Department of Agriculture (USDA). *For 2026, the inspection forms were modified to reflect the importance that AZA and USDA place on certain standards.*			Year: 2026
Month	**Acceptable**	**Marginal**	**Unacceptable**	**Notes**
January	90%			
February		88%		
March	90%			
April		89%		
May		86%		
June		88%		
July		84%		
August		88%		
September	91%			
October				
November				
December				
Total				

Golf

Golf Shop, Food & Beverage Profitability	This metric measures the change in sales of golf shop food and beverage compared to the previous year, with a goal of achieving a 5% annual increase. Food and beverage sales are a significant revenue source for Buffalo Dunes Golf Course and serve as a key indicator of the customer service efforts by the clubhouse staff. Monthly figures will be tracked.			Year: 2026
Month	**5% or Greater**	**3.5 to 5.0%**	**Below 3.5%**	**Notes**
January			-.99%	
February	90.65%			YTD 74.76%
March	29.44%			YTD 44.51%
April	34.91%			YTD 39.96%
May	15.52%			YTD 23.35%
June		4.33%		YTD 21.3%
July			(41.80%)	YTD 5.19%
August	36%			YTD 102%
September	26%			YTD 8%
October				
November				
December				
Total				

Percentage Golf Course Decrease (Increase) of Water Used under (over) the previous year.	This metric measures the water consumed for the purpose of maintaining and operating Buffalo Dunes Golf Course in light of an overall City goal of preserving groundwater resources. Rainfall will be included in the measurement to better compare year to year. The standard will eventually change to maintain the previous year's goal once the golf course remodel is completed.			Year: 2026
Month	**5% or Greater Decrease**	**Up to 9% Increase**	**Greater than 10% Increase**	**Notes**
January	(63.21%)			YTD (63.21%) Rainfall 1.16 in
February	(65.65%)			YTD (64.82%) Rainfall 0.09 in
March			36.51%	YTD (4.99%) Rainfall 0.0 in
April			51.53%	YTD 20.49% Rainfall 0.34 in
May	(3.6%)			YTD 11.5% Rainfall 0.69"
June			(10%)	YTD (12%) Rainfall 2.02"
July			(11.84%)	YTD (11.57%) Rainfall 1.18"
August			(40%)	YTD (17%) Rainfall 1.40"
September			(15%)	
October				
November				
December				
Total				

Parks

Acres of vegetation control completed	This metric measures how many of the 300 plus acres get mowed and maintained monthly. Maintenance includes preparing areas needing leveling for mowers to traverse, trimming and weed spraying activities for all parks, ball fields, Talley Trail, Chappel Heights Addition, utility sites and islands along Taylor Ave, Kansas Ave, and Fulton St			Year: 2026
Month	300+ acres	**100-299 acres**	**Less than 100 acres**	**Notes**
January			0	
February			0	
March	300			
April	300			
May	300			
June	300			
July	300			
August	300			
September	300			
October	300			
November				
December				
Total				

Percentage of Attended/Completed Mandatory Quarterly Safety Trainings	This metric measures the percentage of attended/completed mandatory quarterly safety trainings. The goal is 100% participation but leaves a small margin for absences due to illness or planned leave during the reporting month and prior to the employee being able to complete the required “make-up” training.			Year: 2026
Month	**100%**	**95 to 99%**	**Below 95%**	**Notes**
January			80%	
February			80%	
March			0	Meeting was cancelled
April			91%	
May	100%			
June	100%			
July			91%	
August			76%	
September		95%		
October			83%	
November				
December				
Total				

Information Technologies

Number of Monthly IT support tickets	This metric measures the volume of IT requests. In addition to evaluating the support ticket impact of a number of IT actions, this metric will help IT staff evaluate education and self-help efforts, hypothesizing that effective education and self-help efforts will reduce the volume of tickets over time.			Year: 2026
Month	**201 or Greater**	**151 to 200**	**150 or Less**	**Notes**
January			148	
February			141	
March	304			
April	257			
May	210			
June	214			
July	243			
August	213			
September	361			
October				
November				
December				
Total	1,802	0	289	2,091 total

Average Response Time for IT support tickets	This metric measures the time between a ticket being received and then acknowledged after having been assigned to an IT staff member. This metric is seen as being an operationally important measure in reducing system -wide exposure to critical issues as well as a measure contributing to customer service satisfaction with IT services.			Year: 2026
Month	**Less than 24 Hours**	**24 to 48 hours**	**Greater than 48 Hours**	**Notes**
January		28		
February	22			
March	22			
April	19			
May	21			
June		27		
July	23			
August		43		
September	15			
October				
November				
December				
Total	122	98	0	220

Percentage of Completed IT support tickets	This metric tracks the completion rate of IT support tickets completed within the same month they are submitted.			Year: 2026
Month	**90% or Greater**	**80 to 89%**	**Below 80%**	**Notes**
January	91%			
February	92%			
March	99%			
April	98%			
May		89%		
June		87%		
July		81%		
August			76%	
September	91%			
October				
November				
December				
Total				

Average Time to Resolve IT support tickets	This metric measures the time required to complete an IT support ticket. Understanding that each support ticket is unique, the target goal is to complete an IT ticket within 84 hours. An acceptable response would be resolution within 108 hours.			Year: 2026
Month	**84 Hours or Less**	**85 to 108 Hours**	**Greater than 108 Hours**	**Notes**
January			137	0-5 Hours 49% closure, 5-24 Hours 13% closure, 1-7 Days 18% closure, 7-30 Days 15% closure, More than 30 days 5% closure
February		107		0-5 Hours 44% closure, 5-24 Hours 11% closure, 1-7 Days 23% closure, 7-30 Days 20% closure, More than 30 days 2% closure
March		88		0-5 Hours 52% closure, 5-24 Hours 24% closure, 1-7 Days 13% closure, 7-30 Days 10% Closure, More than 30 Days 1% closure
April			112	0-5 Hours 44% closure, 5-24 Hours 11% closure, 1-7 Days 23% closure, 7-30 Days 19% Closure, More than 30 Days 3% closure
May		87		0-5 Hours 45% closure, 5-24 Hours 18% closure, 1-7 Days 21% closure, 7-30 Days 14% Closure, More than 30 Days 2% closure
June		102		0-5 Hours 45% closure, 5-24 Hours 15% closure, 1-7 Days 31% closure, 7-30 Days 7% Closure, More than 30 Days 2% closure

July	75			0-5 Hours 53% closure, 5-24 Hours 14% closure, 1-7 Days 21% closure, 7-30 Days 11% Closure, More than 30 Days 1% closure
August			163	0-5 Hours 44% closure, 5-24 Hours 10% closure, 1-7 Days 23% closure, 7-30 Days 20% Closure, More than 30 Days 3% closure
September			135	0-5 Hours 63% closure, 5-24 Hours 11% closure, 1-7 Days 15% closure, 7-30 Days 7% Closure, More than 30 Days 4% closure
October				
November				
December				
Total		384	547	1,006

Communications

Number of Social Media Posts – Facebook	This metric measures the number of social media posts using the Facebook platform, with target goals and acceptable levels defined by the overall Department strategy for use of the platform.			Year: 2026
Month	**Greater than 40 Posts**	**32 to 40 Posts**	**Below 32 Posts**	**Notes**
January	73			Multiple rounds of winter weather resulted in more posts
February	57			
March	68			More proactive in sharing City projects and using trends that can elevate City happenings and messaging
April	76			
May	82			
June	82			
July	82			
August	78			
September	64			
October				

November				
December				
Total	662			74 per month

Percentage Increase in Growth of "reach" over prior month - Facebook	This metric measures the effectiveness of the communications strategy with respect to the Facebook platform, using target goals and acceptable levels of growth representing a sustained rate of growth.			Year: 2026
Month	**Greater than 3%**	**1to 3%**	**Less than .5%**	**Notes**
January	38.02%			Reach in December 2025 was 251,669; Reach in January 2026 was 347,363
February			-26.79%	Reach in January 2026 was 347,363; Reach in February 2026 was 254,278
March	57.13%			Reach in February 2026 was 254,278; Reach in March 2026 was 593,191
April			-20.51%	Reach in March 2026 was 593,191; Reach in April 2026 was 471,522
May			-23.00%	Reach in April 2026 was 471,522; Reach in May 2026 was 363,139
June	26.54%			Reach in May 2026 was 363,139; Reach in June 2026 was 459,509
July	66.88%			Reach in June 2026 was 459,509; Reach in July 2026 was 766,824
August			-34.74%	Reach in July 2026 was 766,824; Reach in August 2026 was 500,425
September	8.27%			Reach in August 2026 was 500,425; Reach in September 2026 was 504,564
October				
November				
December				
Total				

Number of Social Media Posts - LinkedIn	This metric measures the number of social media posts using the LinkedIn platform, with target goals and acceptable levels defined by the overall Department strategy for use of the platform.			Year: 2026
Month	**More than 8 Posts**	**5 to 8 Posts**	**Less than 5 Posts**	**Notes**
January	11			Continuing to experiment with content on this platform
February	16			
March	13			
April	16			
May	12			
June	14			June'26 experienced a double in reach metrics from the previous month, thanks to several top-performing posts (Fred Jones promotion, May 2026 new hires)
July	14			
August	18			
September	10			
October				
November				
December				
Total	124			14 per month

Percentage Increase in Growth of "reach" over prior month - LinkedIn	This metric measures the effectiveness of the communications strategy with respect to the LinkedIn platform, using target goals and acceptable levels of growth representing a sustained rate of growth.			Year: 2026
Month	**Greater than 3%**	**1 to 3%**	**Less than .5%**	**Notes**
January	45.98%			Members reached in December 2025 was 1,007; Members reached in January 2026 was 1,470
February	25.03%			Members reached in January 2026 was 1,470; Members reached in February 2026 was 1,838
March			-2.80%	Members reached in February 2026 was 1,838; Members reached in March 2026 was 1,788
April	36.24%			Members reached in March 2026 was 1,788; Members reached in April 2026 was 2,436
May			-44.83%	Members reached in April 2026 was 2,436; Members reached in May 2026 was 1,344
June	102.30%			Members reached in May 2026 was 1,344; Members reached in June 2026 was 2,719
July			-28.54%	Members reached in June 2026 was 2,719; Members reached in July 2026 was 1,943
August	53%			Members reached in July 2026 was 1,943; Members reached in August 2026 was 2,972
September			-17.40%	Members reached in August 2026 was 2,972; Members reached in September 2026 was 2,455

October				
November				
December				
Total				

Number of Social Media Posts - Instagram	This metric measures the number of social media posts using the Instagram platform, with target goals and acceptable levels defined by the overall Department strategy for use of the platform.			Year: 2026
Month	**More than 16 Posts**	**10 to 16 Posts**	**Less than 10 Posts**	**Notes**
January	31			
February	29			
March	42			
April	49			
May	54			
June	39			
July	33			
August	40			
September	39			
October				
November				
December				
Total	356			40 per month

Percentage Increase in Growth of "reach" over prior month - Instagram	This metric measures the effectiveness of the communications strategy with respect to the Instagram platform, using target goals and acceptable levels of growth representing a sustained rate of growth.			Year: 2026
Month	**Greater than 3%**	**1 to 3%**	**Less than .5%**	**Notes**
January	11.44%			Reach in December 2025 was 23,597; Reach in January 2026 was 26,296
February			-26.06%	Reach in January 2026 was 26,296; Reach in February 2026 was 19,442
March	34.25%			Reach in February 2026 was 19,442; Reach in March 2026 was 30,026
April	62.40%			Reach in March 2026 was 30,026; Reach in April 2026 was 48,762
May			-12.48%	Reach in April 2026 was 48,762; Reach in May 2026 was 42,677
June			-24.32%	Reach in May 2026 was 42,677; Reach in June 2026 was 32,299
July			-15.80%	Reach in June 2026 was 32,299; Reach in July 2026 was 27,200
August	90.83%			Reach in July 2026 was 27,200; Reach in August 2026 was 51,905
September	77.10%			Reach in August 2026 was 51,905; Reach in September 2026 was 91,923
October				
November				
December				
Total				

Number of Community Engagement Events	This metric measures the Communications Department's level of active participation in community events, hypothesizing that regular interaction with community members at events fosters strong relationships, increases awareness and use of City communications tools, and improves the City's effectiveness in engaging with citizens about their needs, concerns, and desires regarding local government.			Year: 2026
Month	**2 or More Events**	**1 Event**	**No Events**	**Notes**
January			0	
February	2			Rotary Club Presentation, Youth Engagement Day with Edith Scheuerman Elementary School Student Lighthouse Group
March			0	
April	2			USD 457 In-Service, GCCC TRIO Program Youth Engagement Day
May	2			Cinco de Mayo parade, Public Works Touch-A-Truck
June		1		Beef Empire Days
July		1		4th of July Parade
August	3			National Night Out 2026, GC Wind Championship Celebration, GCCC Campus & Community Fair
September	2			Community Mexican Fiesta Parade, Fall Fest
October				
November				
December				
Total	12	2		

Website Page Views	This metric measures the extent to which the website is used by the public and can serve useful in cause and effect analysis of other communications tools.			Year: 2026
Month	**Greater than 2,000 Views**	**1,700 to 2,000 Views**	**Less than 1700 Views**	**Notes**
January	48,850			
February	43,523			
March	50,157			
April	48,421			
May	53,004			
June	56,281			
July	50,840			
August	52,715			
September	50,005			
October				
November				
December				
Total				50,422 per month

Human Resources Department

Turnover Rate for Organization	This metric will allow the City to monitor 12 month rolling "look back" trends in employee retention on a recurring basis and serve useful in cause and effect analysis of other employee retention and workplace culture efforts.			Year: 2026
Month	**0-12%**	**13-24%**	**25%+**	**Notes**
January		20%		
February		16%		
March		19%		
April		23%		
May			36%	
June		16%		
July			26%	
August			46%	
September			26%	
October				
November				
December				
Total				

Percentage of Stay Interviews Conducted	This metric will measure the quantity of "stay interviews" conducted, hypothesizing that regular communication with employees on topics of job satisfaction, the totality of their compensation package, and workplace culture will lead to improved retention and improved job satisfaction scores.			Year: 2026
Month	**Greater than 95%**	**90% to 94%**	**Less than 90%**	**Notes**
January			70%	19/27 Completed
February			78%	14/18 Complete
March			79%	31/39 Completed
April			70%	14/20 Completed
May			63%	19/30 Completed
June			84%	28/33 Completed
July			77%	17/22 Completed
August			61%	
September			32%	
October				
November				
December				
Total				

Timesheet Submission Timeliness	This metric will allow the City to monitor the percentage of employee timesheets submitted by the established deadline of 5 p.m. on Mondays on a recurring basis. Tracking this metric will support timely and accurate payroll processing and reduce manual follow-up and corrections.			Year: 2026
Month	**Greater than 95%**	**80% to 94%**	**Less than 80%**	**Notes**
January	97%			
February		93%		
March		85%		
April		91%		
May			68%	Holiday Week
June		83%		
July		86%		
August		85%		
September			79%	
October				
November				
December				
Total				

Time to Hire from Conditional Offer	This metric will allow the City to monitor the average number of days between a conditional offer of employment and the employee's start date. Tracking this metric will help evaluate the efficiency of the pre-employment processes, identify delays related to onboarding, background checks, or pre-employment requirements, and support continuous efforts aimed at getting employees in the door more quickly while maintaining compliance.			Year: 2026
Month	**Less than 30 Days**	**30 to 60 Days**	**More than 60 Days**	**Notes**
January		36 Days		
February		31 Days		
March	24 Days			
April	24 Days			
May		42 Days		
June	26 Days			
July	20 Days			
August	17 Days			
September	13 Days			
October				
November				
December				
Total				

Service and Finance Department

Monthly Financial Report	Provide a summary financial report monthly to the City Commission.			Year: 2026
Month	**Financials for Each Month Provided at the 2nd Meeting of the Following Month**	**Financials for Each Month are Provided at the 1st Meeting of the 2nd Month Following the Reported Month**	**Financials for Each Month are Provided after the 1st Meeting of the 2nd Month Following the Reported Month**	**Notes**
January			Yes	
February	Yes			
March	Yes			
April	Yes			
May	Yes			
June	Yes			
July	Yes			
August	Yes			
September				
October				
November				
December				
Total				

Auto-Pay Customers	Encourage utility customers to enroll in auto-pay.			Year: 2026
Month	**Total Enrollment Exceeds Prior Month**	**Total Enrollment Equal to Prior Month**	**Total Enrollment Below Prior Month**	**Notes**
January	Yes			3564 Enrolled
February	Yes			3592 Enrolled
March	Yes			3631 Enrolled
April	Yes			3653 Enrolled
May	Yes			3689 Enrolled
June	Yes			3716 Enrolled
July	Yes			3761 Enrolled
August	Yes			3788 Enrolled
September	Yes			3816 Enrolled
October				
November				
December				
Total				

E-Bill Customers	Encourage utility customers to enroll in electronic billing.			Year: 2026
Month	**Total Enrollment Exceeds Prior Month**	**Total Enrollment Equal to Prior Month**	**Total Enrollment Below Prior Month**	**Notes**
January	Yes			3327 Enrolled
February	Yes			3367 Enrolled
March	Yes			3464 Enrolled
April	Yes			3537 Enrolled
May	Yes			3639 Enrolled
June	Yes			3698 Enrolled
July	Yes			3770 Enrolled
August	Yes			3820 Enrolled
September	Yes			3870 Enrolled
October				
November				
December				
Total				

City Clerk

Number of Business Days to Process Public Record Request with "approval, denial, or delay" notice	This metric measures the days to process an initial response to a public record request in relation to a target customer service goal of 2 days and the statutorily required deadline of 3 days.			Year: 2026
Month	**Provided in 2 Days or Less**	**3 Days**	**More than 3 days**	**Notes**
January		18		
February		11		
March		19		
April		14		
May		8		
June		21		
July		24		
August		12		
September		11		
October				
November				
December				
Total		138		

Number of Business Days to File Property & Liability Claims	This metric measures the number of business days required to submit insurance claims to City's Insurance carrier or Third-Party's Insurance carrier once all required documentation is received. This indicator reflects the efficiency and responsiveness of the City Clerk's office in managing Property & Liability claims.			Year: 2026
Month	**Filed within 5 Days**	**6-10 Days**	**More than 10 Days**	**Notes**
January	4	5		
February			3	
March		5		
April	4			
May		2		
June		8		
July	4			
August	1	6		
September	2			
October				
November				
December				
Total	15	26	3	44

Number of Business Days following passage to file/publish Ordinances and Resolutions	This metric measures the number of business days following passage of an Ordinance or Resolution to complete the required filing or publishing.			Year: 2026
Month	**Less than 7 Days**	**8 to 14 Days**	**More than 14 days**	**Notes**
January	4			
February	10			
March	1			
April	1			
May	4			
June	0			
July	2			
August	3			
September	5			
October				
November				
December				
Total	30			

Number of Business Days to process licenses	This metric measures the number of business days to process the licenses issued by the City Clerk's Office in relations to the target goal of less than 5 business days and an acceptable performance level of 5 and 7 business days.			Year: 2026
Month	**Less than 5 days**	**5 to 7 days**	**More than 7 days**	**Notes**
January	3			
February	3			
March	8			
April	9			
May	5			
June	3			
July	4			
August	4			
September	3			
October				
November				
December				
Total	42			

Number of Special Event Requests Processed	This metric measures the number of business days to process a special event request administered by the City Clerk's Office in relations to the target goal of less than 10 business days and an acceptable performance level of 10-15 business days.			Year: 2026
Month	**10 or more events**	**4-9 Events**	**Less than 4 events**	**Notes**
January			0	
February			1	
March		9		
April	10			
May	17			
June	21			
July	26			
August	18			
September	14			
October				
November				
December				
Total	106	9	1	116 total

Day and Time of the Week the Completed City Commission Packet is published	This metric measures the day and time of the week the City Commission Packet is published in relation to the target goal of prior to 5pm on the Friday before a City Commission Meeting and the acceptable performance level of prior to 7pm on the Friday before a City Commission Meeting.			Year: 2026
Month	**Before 5:00 PM Friday**	**Between 5:00 PM and 7:00 PM Friday**	**Later than 7:00 PM Friday**	**Notes**
January	1	1		5:20 PM
February	2			
March	2			
April	1	1		5:50 PM
May	1	1		5:04 PM
June		2		5:04 PM and 5:16 PM
July	2			
August	2			
September	2			
October				
November				
December				
Total	13	5		

Public Works & Utilities Administration

Number of Business Days to report back to Service & Finance Utility Meter "Un-reads"	This metric measures the time it takes to obtain accurate meter readings that the Automated Meter Infrastructure did not get and provides a reading back to Service & Finance for billing.			Year: 2026
Month	**Less than 1 Day**	**1 to 2 Days**	**More than 2 Days**	**Notes**
January	79	39	16	
February	42	21	23	
March	43	27	8	
April	86	47	27	
May	45	13	37	
June	4	14	6	
July	7	16	11	
August	1	18	12	
September	22	19	57	
October				
November				
December				
Total				

Date of the Month WWTP lab testing invoices are sent for prior month customer tests	This metric measures the 11 lab tests from required industrial customers to ensure compliance with city ordinances regarding sewage strength and ensure that they are invoiced within the proper amount of time.			Year: 2026
Month	**10th of the Month or Earlier**	**11th to 15th of the Month**	**Later than the 15th of the Month**	**Notes**
January	0	12	0	
February	0	13	0	
March	0	12	0	
April	0	12	0	
May	0	13	1	
June	0	13	1	
July	0	13	1	
August	0	13	1	
September	0	13	0	
October				
November				
December				
Total				

Number of phone calls handled in accordance with customer service standards	This metric measures the monthly number of phone calls received by the Public Works & Utilities phone lines.			Year: 2026
Month	**Calls Received**	**Calls Transferred through Automated Phone System**	**Calls Missed**	**Notes**
January	474	267	58	
February	465	359	65	
March	590	308	72	
April	667	233	108	
May	646	215	68	
June	687	178	62	
July	630	266	79	
August	578	146	54	
September	660	169	48	
October				
November				
December				
Total				

Electric Department

Length of Time to Resolve Electric Outages	This metric measures how long it takes to restore power that SCADA, AMI systems or customer calls received.			Year: 2026
Month	**55 Minutes or Less**	**56 to 70 Minutes**	**71 Minutes or More**	**Notes**
January	5	1	0	
February	1	0	4	
March	4	3	3	
April	5	2	5	Major outage caused by car hitting a pole
May	6	1	5	
June	7	0	15	Wildlife, Storms, Non-Utility Contractor Dig-ins
July	9	6	3	Equipment failure OH, Overloads, Lightening
August	5	2	11	Wildlife, Storms, Vehicle Accidents
September	5	1	13	Wildlife, Storms, Vehicle Accidents
October				
November				
December				

Total				

Number of Monthly Substation Hotspot Scans	This metric measures Infrared scans of electrical substations that show where possible equipment failures may occur.			Year: 2026
Month	**Greater than 4 Scans**	**4 Scans**	**Less than 4**	**Notes**
January	5	0	0	Substations #11, #12, and 34.5 kV Cabinets associated with those substations.
February	5	0	0	Substations #GC North and South, #2, #3, and #5
March	5	0	0	Substations #4, #6, #8, #9, and #10
April	5	0	0	Substations #11, #12, and 34.5 kV Cabinets associated with those substations.
May	5	0	0	Substations #GC North and South, #2, #3, and #5
June	5	0	0	Substations #4, #6, #8, #9, and #10
July	5	0	0	Substations #11, #12, and 34.5 kV Cabinets associated with those substations.
August	5	0	0	Substations #GC North and South, #2, #3, #4, and #5

September	5	0	0	Substations #4, #6, #8, #9, and #10
October				
November				
December				
Total				

Repairs made to substation hotspots within a target number of days	This metric measures the time taken to repair hotspots detected by infrared scans of electrical equipment.			Year: 2026
Month	**3 Days or Less**	**4 to 10 Days**	**More than 10 Days**	**Notes**
January	0	3	0	Found termination issues in two 34.5 kV cabinets and Substation Switch connection
February	0	0	0	None found to repair
March	0	0	0	None found to repair
April	0	1	0	Found termination issues in one 34.5 kV cabinet
May	0	0	0	None found to repair
June	0	2	0	Sub #9 & #10
July	0	0	0	None found to repair
August	0	0	0	None found to repair
September	0	0	0	None found to repair
October				
November				
December				
Total				

Number of Calendar Days to replace poles	This metric measures the length of time it takes to replace poles that are slated to be tested and require replacement due to their structural integrity. The majority of poles tested occurs by virtue of an annual inspection done by a third-party contractor. As a result, this measurement will have varied activity throughout the year.			Year: 2026
Month	**Less than 30 Days**	**30 to 45 Days**	**More than 45 Days**	**Notes**
January	0	0	7	
February	0	0	14	
March	0	0	3	
April	0	0	7	
May	0	0	10	
June	0	0	14	
July	0	0	36	
August	0	0	7	
September	0	0	2	
October				
November				
December				
Total				

Number of Calendar Days to repair a reported Street Light failure	This metric measures the length of time it takes to make repairs to malfunctioning streetlights reported by members of the community or those identified by city crews conducting monthly checks of certain designated areas at night.			Year: 2026
Month	**Less than 7 Days**	**7 to 10 Days**	**More than 10 Days**	**Notes**
January	0	16	17	District 4
February	0	53	0	District 4
March	0	35	35	District 5
April	0	9	0	District 5
May	0	15	0	District 1 & 2
June	0	21	0	District 1 & 2
July	0	0	36	District 3 & 4
August	0	0	33	District 3 & 4
September	0	38	0	District 3 & 4
October				
November				
December				
Total				

Number of 400 Top Energy Accounts tested for Electric Meter Accuracy	This metric measures the number of electric meters tested by the electrical system's 400 most significant energy consumers. These accounts have multiple components to the metering system, which makes them more vulnerable to cause errors in meter reading and accuracy.			Year: 2026
Month	**31 or More**	**25 to 30**	**Less than 25**	**Notes**
January	33	0	0	GCCC, Common Spirit
February	0	0	18	GCCC, Common Spirit
March	0	0	15	GC Ammonia Program, KDOT Complex
April	0	0	10	Worked with KMEA schedule, Weather affected couple a days of testing
May	41	0	0	Finney county courthouse, All USD 457 facilities
June	0	0	12	
July	0	0	12	
August	31	0	0	
September	0	0	24	
October				
November				
December				
Total				

Number of High Voltage Metered Locations Tested	This metric measures metering located primarily in electrical substations, where electric power is measured to ensure voltage, current, and other electrical factors are within the desired range.			Year: 2026
Month	**Greater than 2**	**2**	**Less than 2**	**Notes**
January	0	0	1	Bonanza
February	0	2	0	Bonanza 2, Radiant
March	3	0	0	Empirical, DFA
April	0	0	1	
May	0	0	1	
June	0	0	0	
July	0	0	0	
August	0	0	0	
September	0	0	0	
October				
November				
December				
Total				

Public Works Department

Number of Mapping Areas Completed Each Month – Street Sweeping	This metric measures how many of the mapping areas are swept monthly. The overall goal is to sweep the 450+ lane miles of streets least twice per year, with main corridor streets swept more often—the Rubicon tracking system located in the street sweeping equipment measures this.			Year: 2026
Month	**More than 3 Areas**	**2 to 3 Areas**	**1 Area or Less**	**Notes**
January	6	0	0	
February	8	0	0	
March	10	0	0	
April	4	0	0	software issues getting the report
May	11	0	0	
June	11	0	0	
July	16	0	0	
August	14	0	0	
September	13	0	0	
October				
November				
December				
Total				

Acres of vegetation control completed	This metric measures how many of the 376 acres get mowed and maintained monthly. This includes 5 miles of drainage ditches and other areas that the Parks Department does not maintain. Maintenance includes preparing areas needing leveling for mowers to traverse and weed spraying activities.			Year: 2026
Month	**Greater than 375 Acres**	**200 to 375 Acres**	**Less than 200 Acres**	**Notes**
January	0	0	0	
February	0	0	0	
March	0	0	0	
April	0	210	0	
May	428	0	0	
June	390	0	0	
July	0	280	0	
August	0	300	0	
September	0	200	0	
October				
November				
December				
Total				

Miles of Alleys Maintained with a prevention or repair action	This metric measures how many of the 64 miles of alleyways are graded each month. This may include some isolated asphalt pavement installation, vegetation removal, etc. The Solid Waste Department reports the condition of the alleys every week.			Year: 2026
Month	**More than 6.0 Miles**	**5.0 to 6.0 Miles**	**Less than 5.0 Miles**	**Notes**
January	0	0	0.2	
February	0	0	2.4	
March	0	5.1	0	
April	0	0	1.4	Spring Cleanup
May	6	0	0	
June	6.1	0	0	
July	0	5 0	0	
August	0	0	2.7	
September	0	0	0.5	
October				
November				
December				
Total				

Number of Calendar Days following a report required to repair a pothole	This metric measures the time it takes to have a pothole repaired after it has been reported by the public or other City employees who are asked to report it when observed.			Year: 2026
Month	**Less than 7 Days**	**7 to 14 Days**	**More than 14 Days**	**Notes**
January	0	0	0	
February	0	0	0	
March	0	0	0	
April	0	0	4	Spring Cleanup and availability of asphalt.
May	0	16	0	
June	23	0	0	
July	0	10	0	
August	12	0	0	
September	2	0	0	
October				
November				
December				
Total				

Number of Calendar Days to complete Fleet Work Orders	This metric measures the time the Fleet Department takes to complete the monthly work orders that come through the shop. Some work orders can be completed in hours, whereas others may require ordering the necessary parts to make the repairs.			Year: 2026
Month	**Less than 7 Days**	**7 to 14 Days**	**More than 14 Days**	**Notes**
January	82	0	2	
February	51	0.125	0	4 total weeks of 2 mech, out
March	64	0.125	2	
April	108	0.4	2	
May	113	0.5	0	
June	84	0.9	2	Had two vehicles farmed out to other places
July	105	0.33	6	Have jobs open that are waiting on parts
August	73	0.8	4	Have PD cars at burtis
September	99	0.5	1	PD 34 AT BURTIS
October				
November				
December				
Total				

Storm Water Department

Number of Storm Water Inlet Inspections Completed	This metric measures the number of stormwater inlets inspected per month and kept clear of debris. This will help keep the stormwater systems clean and better equipped to handle rain events.			Year: 2026
Month	**Greater than 14**	**12 to 14**	**Less than 12**	**Notes**
January	0	0	0	worked on other projects due to consistent severe weather.
February	0	0	0	Working on other major projects.
March	0	0	2	
April	0	0	6	
May	0	0	6	
June	0	0	1	additional inlet improvements to be done in the Fall of 2026
July	0	0	0	Scope of work review & contract design - pending
August	0	0	0	no contractors available to do stormwater improvements until Fall 2026
September	250	0	0	
October				
November				
December				
Total				

Number of Storm Water Outfall Inspections	This metric measures the number of stormwater outfalls inspected to be clear of debris and other obstacles. This includes outfalls to the large drainage ditch and to the Arkansas River to be better equipped to handle rain events.			Year: 2026
Month	**Greater than 12**	**10 to 12**	**Less than 10**	**Notes**
January	0	0	0	worked on other projects due to consistent severe weather.
February	15	0	0	Working with Ciro Chaves to upload all Outfalls to GIS
March	0	10	0	
April	38	0	0	
May	25	0	0	Curb & Gutter: 100'
June	0	0	0	rain prevented any work or inspections for outfalls
July	0	0	0	Scope of work review & contract design - pending
August	0	0	0	no contractors available to do stormwater improvements until Fall 2026
September	15	0	0	
October				
November				
December				
Total				

Water Department

Number of Calendar Days Required to complete a Work Order	This metric measures the days required to complete a work order requiring Water Department staff to change a meter, make repairs to a meter, or complete tapping a water main for a newly installed service line.			Year: 2026
Month	**Same Day**	**1 Day**	**More than 1 Day**	**Notes**
January	94	0	10	
February	97	0	1	
March	62	5	0	
April	71	4	0	
May	91	0	0	
June	100	0	9	
July	107	23	0	
August	57	32	34	
September	60	39	4	
October				
November				
December				
Total				

Percentage of KDHE Samples submitted on time and accepted	This metric measures the 40 routine coliform water samples that KDHE requires each month from locations within the community. These water samples are sent to KDHE, where the necessary testing will occur.			Year: 2026
Month	**100%**	**90 to 99%**	**Less than 90%**	**Notes**
January	45	0	0	
February	51	0	0	
March	79	0	0	
April	52	0	0	
May	53	0	0	
June	60	0	0	
July	51	0	0	
August	59	0	0	
September	54	0	0	
October				
November				
December				
Total				

Number of Hydrants Tested per Month	This metric measures the amount of the 1185 hydrants required to be tested each month to ensure each hydrant is tested once per year. Weather plays a significant factor in when the tests occur.			Year: 2026
Month	**100 or Greater**	**85 to 99**	**Less than 85**	**Notes**
January	0	0	1	
February	0	0	62	
March	112	0	0	
April	0	0	73	
May	0	86	0	
June	152	0	0	
July	0	92	0	
August	0	0	66	
September	167	0	0	
October				
November				
December				
Total				

Number of Water Valves Exercised	This metric measures the number of 2048 water valves exercised each month to ensure every valve is exercised at least once per year. This keeps valves in better operating condition when needed to isolate a section of the water main due to a break.			Year: 2026
Month	**200 or Greater**	**150 to 200**	**Less than 150**	**Notes**
January	0	0	0	
February	0	0	115	
March	358	0	0	
April	0	161	0	
May	0	0	0	
June	0	0	67	
July	0	0	33	
August	0	0	96	
September	237	0	0	
October				
November				
December				
Total				

Wastewater Department

Number of Passing NPEDS Tests per month	This metric measures the monthly WWTP lab testing to ensure compliance with the City's National Pollution Discharge System (NPDES) Permit to ensure public safety and environmental health. 8 tests are conducted each month.			Year: 2026
Month	**8**	**7**	**Less than 7**	**Notes**
January	8	0	0	
February	8	0	0	
March	8	0	0	
April	8	0	0	
May	8	0	0	
June	8	0	0	
July	8	0	0	
August	8	0	0	
September	8	0	0	
October				
November				
December				
Total				

Percentage of weekly wastewater lift station inspections completed	This metric measures the daily inspection of 11 lift stations that transfer wastewater to the wastewater treatment plant. Maintenance includes removing grease buildup, cleaning, and testing the float systems at each location.			Year: 2026
Month	**100%**	**90 to 99%**	**Less than 90%**	**Notes**
January	55	0	0	
February	55	0	0	
March	55	0	0	
April	30	20	5	
May	55	0	0	
June	35	25	0	
July	32	23	0	
August	30	25	0	
September	55	0	0	
October				
November				
December				
Total				

Number of Days to Complete a Scheduled Preventive Maintenance Action	This metric measures the number of days to complete a scheduled Preventive Maintenance Action. The Performance Goal is that 95% are completed on the same day as scheduled with 99% completed within 4 days.			Year: 2026
Month	**Same Day**	**2-4 Days**	**More than 5 Days**	**Notes**
January	248	0	0	
February	248	0	0	
March	240	8	0	
April	248	0	0	
May	240	8	0	
June	238	10	0	
July	235	13	0	
August	248	0	0	
September	248	0	0	
October				
November				
December				
Total				

SCADA Alert Function Test – Wastewater Acknowledgment Times	This metric measures response times to alarms (text messages, emails, and phone calls) sent to supervisors and on-call employees if a problem is detected at one of the WWTP's lift stations.			Year: 2026
Month	**5 Minutes or Less**	**5 to 10 Minutes**	**More than 10 Minutes**	**Notes**
January	8	4	0	
February	8	0	0	
March	8	0	0	
April	8	0	0	
May	12	0	0	
June	12	0	0	
July	15	0	0	
August	12	0	0	
September	0	8	0	
October				
November				
December				
Total				

Response Time on Sewer Line Maintenance Calls	This metric measures response times to respond to issues regarding a customer's sewer that is not draining properly.			Year: 2026
Month	**1 Hour or less**	**1 to 4 Hours**	**More than 4 Hours**	**Notes**
January	5	0	0	
February	9	0	0	6 customer calls
March	4	0	0	4 customer calls
April	4	0	0	
May	5	0	0	5 customer calls
June	8	2	0	10 customer calls
July	12	3	0	15 customer calls
August	6	0	0	6 customer calls
September	4	0	0	4 customer calls
October				
November				
December				
Total				

GARDEN CITY
KANSAS

MEMORANDUM

TO: City Commission
THRU: Matthew C. Allen, City Manager
FROM: Jared Kuhlmann, Finance Director
DATE: October 27, 2026
RE: Monthly Financial Report from Service and Finance

ISSUE:
Presentation of September 2026 Monthly Financial Reports from Service and Finance

BACKGROUND:

ALTERNATIVES:

RECOMMENDATION:

FISCAL NOTE:

ATTACHMENTS:
Monthly Financial Report - September 2026
YTD Budget Report - September 2026

City of Garden City, Kansas – Cash Balance Report
For the Month Ended September 30, 2026

(unaudited -- Intended for Management Purposes Only)

Fund #	Fund Name	Beginning Unencumbered Cash	Receipts & Transfers	Expenditures & Transfers	Treasurer Cash Balance	Payables & Encumbrances	Ending Unencumbered Cash
General Fund							
100	General	$11,049,331	$31,707,556	$27,751,151	$15,005,736	$0	$15,005,736
Total General Fund		**$11,049,331**	**$31,707,556**	**$27,751,151**	**$15,005,736**	**$0**	**$15,005,736**
Debt Service Funds							
201	Bond and Interest	$351,641	$3,073,722	$341,353	$3,084,010	$0	$3,084,010
202	TIF	$2,963,189	$5,726,427	$4,178,298	$4,511,318	$0	$4,511,318
Total Debt Service Funds		**$3,314,829**	**$8,800,149**	**$4,519,651**	**$7,595,327**	**$0**	**$7,595,327**
Special Revenue Funds							
301	Community Trust Reserve	$2,280,933	$44,119	$0	$2,325,051	$0	$2,325,051
302	Capital Improvement Reserve	$3,112,227	$75,059	$564,728	$2,622,558	$0	$2,622,558
303	Special Trafficway	$1,331,229	$1,012,901	$1,034,782	$1,309,348	$38,024	$1,271,324
304	Special Improvements	$31,686	$6,210	$4,276	$33,619	$0	$33,619
305	Cemetery Endowment	$132,665	$17,960	$0	$150,625	$0	$150,625
306	Special Recreation and Parks	$290,312	$116,030	$105,133	$301,210	$0	$301,210
307	Specal Alcohol & Drug Abuse	$221,542	$117,443	$113,033	$225,952	$0	$225,952
308	Finnup Trust	$454,452	$126,500	$45,440	$535,512	$0	$535,512
309	Risk Management	$181,033	$90,504	$14,875	$256,662	$0	$256,662
310	Drug Enforcement	$85,572	$34,172	$7,808	$111,936	$0	$111,936
311	DEA Forfeiture	$3,392	$87	$0	$3,479	$0	$3,479
312	Community Development Loan	$20,752	$0	$0	$20,752	$0	$20,752
314	Economic Development Loan	$1,750	$0	$0	$1,750	$0	$1,750
315	Enhanced Wireless 911	$67,962	$193,029	$242,521	$18,470	$0	$18,470
317	HIDTA Grant	$135,831	$105,712	$1,250	$240,293	$0	$240,293
318	Housing	$185,592	$0	$0	$185,592	$0	$185,592
319	Project Development	$196,692	$1,811	$1,496	$197,006	$30,148	$166,859
320	Project Safe Neighborhood	$55,626	$38,937	$1,704	$92,860	$0	$92,860
321	Opioid Settlements	$143,599	$32,467	$0	$176,066	$0	$176,066
Total Special Revenue Funds		**$8,932,847**	**$2,012,941**	**$2,137,047**	**$8,808,742**	**$68,171**	**$8,740,571**
Capital Projects Funds							
401	Capital Improvement Plan	$1,192,921	$29,518	$427,432	$795,007	$0	$795,007
402	Capital Projects	$10,076,489	$2,887,973	$8,464,676	$4,499,786	$0	$4,499,786
403	.30 Sales Tax Projects	$4,405,460	$2,590,355	$280,456	$6,715,359	$0	$6,715,359
404	.15 Sales Tax Projects	$352,761	$1,147,324	$105,156	$1,394,929	$0	$1,394,929
Total Capital Projects Funds		**$16,027,632**	**$6,655,170**	**$9,277,720**	**$13,405,082**	**$0**	**$13,405,082**
Enterprise Funds							
Electric Utility							
501	Electric	$683,342	$38,932,833	$32,044,172	$7,572,003	$1,061,907	$6,510,096
502	Electric Capital Reserve	$5,152,850	$0	$0	$5,152,850	$0	$5,152,850
503	Utilities Security Deposits	$350,200	$96,055	$596	$445,659	$0	$445,659
Total Electric Utility		**$6,186,392**	**$39,028,888**	**$32,044,768**	**$13,170,512**	**$1,061,907**	**$12,108,605**
Water & Sewer Utility							
521	Water and Sewage	$8,291,763	$10,406,969	$8,376,061	$10,322,671	$351,259	$9,971,412
522	Sewage Repair and Replacement	$1,122,301	$123,680	$0	$1,245,981	$0	$1,245,981
523	Water and Sewage Reserve	$2,911,765	$383,605	$0	$3,295,370	$0	$3,295,370
525	Water Reuse	$341,352	$519,624	$484,382	$376,593	$0	$376,593
Total Water & Sewer Utility		**$12,667,180**	**$11,433,878**	**$8,860,443**	**$15,240,614**	**$351,259**	**$14,889,356**
Drainage Utility							
541	Drainage	$1,100,777	$367,847	$184,971	$1,283,653	$0	$1,283,653
Total Drainage Utility		**$1,100,777**	**$367,847**	**$184,971**	**$1,283,653**	**$0**	**$1,283,653**
Solid Waste Utility							
551	Solid Waste	$1,584,225	$3,892,980	$4,272,203	$1,205,001	$0	$1,205,001
Total Solid Waste Utility		**$1,584,225**	**$3,892,980**	**$4,272,203**	**$1,205,001**	**$0**	**$1,205,001**
Airport							
561	Airport	$1,470,413	$2,126,131	$2,043,317	$1,553,227	$0	$1,553,227
562	Airport Improvement	$263,185	$290,269	$110,948	$442,506	$0	$442,506
563	Airport Terminal Project	$2,536,964	$0	$404,493	$2,132,470	$0	$2,132,470
Total Airport		**$4,270,562**	**$2,416,400**	**$2,558,759**	**$4,128,203**	**$0**	**$4,128,203**
Recreation Area							
Golf Course							
581	Golf Course	$176,493	$1,343,246	$1,071,350	$448,390	$0	$448,390
582	Golf Course Improvement	$80,782	$35,167	$45,038	$70,911	$0	$70,911
Total Golf Course		**$257,275**	**$1,378,413**	**$1,116,388**	**$519,300**	**$0**	**$519,300**
Recreation							
584	Rec Reserve	$435,095	$25,000	$0	$460,095	$0	$460,095
Total Recreation Commission		**$435,095**	**$25,000**	**$0**	**$460,095**	**$0**	**$460,095**
Internal Service Funds							
601	Health Insurance	$1,190,584	$3,858,081	$4,696,292	$352,374	$0	$352,374
602	Health Insurance Reserve	$1,345,847	$0	$250,000	$1,095,847	$0	$1,095,847
611	Workers Compensation	$335,387	$530,000	$468,906	$396,481	$0	$396,481
612	Workers Compensation Reserve	$771,045	$983	$0	$772,028	$0	$772,028
Total Internal Service Funds		**$3,642,863**	**$4,389,064**	**$5,415,198**	**$2,616,730**	**$0**	**$2,616,730**
Total All Funds		**$69,469,008**	**$112,108,287**	**$98,138,298**	**$83,438,996**	**$1,481,337**	**$81,957,659**

General Fund Revenues - By Department

#	Account Description	Budget	YTD Actual	Available Budget	% Received
11	Administration	$37,204,650	$29,420,429	$7,784,221	79%
21	Police	$543,000	$668,349	($125,349)	123.1%
24	Fire	$180,000	$217,815	($37,815)	121%
31	Parks	$158,500	$196,763	($38,263)	124%
33	Zoo	$33,300	$29,012	$4,288	87%
35	Recreation	$1,485,500	$1,168,008	$317,492	79%
Revenue Total		**$39,604,950**	**$31,700,376**	**$7,904,574**	**80%**

General Fund Revenues - By Character Code

#	Account Description	Budget	YTD Actual	Available Budget	% Received
11	Property Tax	$8,162,700	$8,032,986	$129,714	98%
12	Sales Tax	$14,000,000	$10,570,859	$3,429,141	76%
13	Use Tax	$2,200,000	$1,780,153	$419,847	81%
15	Franchise Tax	$820,000	$724,082	$95,918	88%
16	Other Taxes	$300,500	$229,267	$71,233	76%
17	Fees	$2,459,500	$2,069,700	$389,800	84%
18	Sales	$278,000	$220,744	$57,256	79%
19	Licenses & Permits	$574,350	$779,726	($205,376)	136%
20	Use of $/Property	$1,260,000	$1,020,708	$239,292	81%
22	Miscellaneous	$17,500	$105,898	($88,398)	605%
24	Reimbursement	$897,000	$1,043,272	($146,272)	116%
40	Transfers In	$8,640,400	$5,130,161	$3,510,239	59%
Revenue Total		**$39,609,950**	**$31,707,556**	**$7,902,394**	**80%**

General Fund Expenses - By Department

For the Month Ended September 30, 2026

#	Account Description	Budget	YTD Actual	Encumbrances	Available Budget	% Used
10011111	Commission	$161,650	$93,363	$0	$68,287	58%
10011112	City Manager	$1,008,900	$765,573	$0	$243,327	76%
10011113	Service & Finance	$1,203,400	$846,374	$0	$357,026	70%
10011114	Legal Services	$377,050	$190,194	$0	$186,856	50%
10011115	Municipal Court	$713,650	$470,671	$0	$242,979	66%
10011116	Human Resources	$588,750	$398,232	$0	$190,518	68%
10011117	Information Technology	$1,031,390	$778,255	$0	$253,135	75%
10011118	City Prosecution	$240,000	$182,035	$0	$57,966	76%
10011119	Communications	$347,600	$273,486	$0	$74,114	79%
10011120	Neighborhood & Development	$1,814,150	$1,277,686	$0	$536,464	70%
10021101	Police	$14,377,849	$8,071,172	$0	$6,306,677	56%
10024101	Fire	$7,159,120	$4,979,639	$0	$2,179,481	70%
10031311	Parks	$2,778,520	$1,707,700	$0	$1,070,820	61%
10033101	Zoo	$3,557,395	$2,327,109	$0	$1,230,286	65%
10035102	Recreation	$3,208,320	$2,312,057	$0	$896,263	72%
10041411	Street	$2,846,173	$2,093,259	$0	$752,914	74%
10077171	Capital Improvement	$1,175,700	$984,345	$0	$191,355	84%
Expense Total		**$42,589,617**	**$27,751,149**	**$0**	**$14,838,468**	**65%**

Enterprise Fund Revenues - By Department

#	Account Description	Budget	YTD Actual	Available Budget	% Received
501	Electric	$44,585,650	$38,932,833	$5,652,817	87%
521	Water & Sewer	$13,459,750	$10,406,969	$3,052,781	77%
541	Drainage	$457,000	$367,847	$89,153	80%
551	Solid Waste	$5,163,900	$3,892,980	$1,270,920	75%
561	Airport	$2,220,500	$2,126,131	$94,369	96%
581	Golf	$1,394,500	$1,343,246	$51,254	96%
Revenue Total		**$67,281,300**	**$57,070,007**	**$10,211,293**	**85%**

Enterprise Fund Expenses - By Department

#	Account Description	Budget	YTD Actual	Encumbrances	Available Budget	% Used
501	Electric	$44,258,700	$32,044,172	$1,061,907	$11,152,621	75%
521	Water & Sewer	$14,174,100	$8,376,061	$351,259	$5,446,780	62%
541	Drainage	$1,124,450	$184,971	$0	$939,479	16%
551	Solid Waste	$5,982,550	$4,272,203	$0	$1,710,347	71%
561	Airport	$3,022,450	$2,043,317	$0	$979,133	68%
581	Golf	$1,440,050	$1,071,350	$0	$368,700	74%
Expense Total		**$70,002,300**	**$47,992,075**	**$1,413,166**	**$20,597,060**	**71%**

YEAR-TO-DATE BUDGET REPORT

FOR 2026 09

ACCOUNTS FOR: 100 General		ORIGINAL APPROP	REVISED BUDGET	YTD ACTUAL	MTD ACTUAL	ENCUMBRANCES	AVAILABLE BUDGET	PCT USE/COL
10011100 ADMIN REVENUE								
10011100 3022	CONNECTING LINKS	-125,000	-125,000	-93,149.09	.00	.00	-31,850.91	74.5%*
10011100 3026	LIQUOR CONSUMPTION T	-145,000	-145,000	-112,511.24	-40,206.43	.00	-32,488.76	77.6%*
10011100 3040	AD VALOREM TAX	-7,489,772	-7,350,000	-7,268,539.83	-242,688.21	.00	-81,460.17	98.9%*
10011100 3041	AD VALOREM BACK TAX	-125,000	-125,000	-83,771.52	-14,934.21	.00	-41,228.48	67.0%*
10011100 3042	MOTOR VEHICLE TAX	-693,805	-650,000	-644,101.60	-296,269.75	.00	-5,898.40	99.1%*
10011100 3043	RECREATIONAL VEHICLE	-7,841	-6,500	-4,831.49	-2,286.14	.00	-1,668.51	74.3%*
10011100 3044	HEAVY DUTY VEHICLE T	-1,535	-1,200	-1,969.60	-9.36	.00	769.60	164.1%
10011100 3045	COMMERCIAL VEHICLE T	-32,474	-30,000	-29,772.37	-4,031.26	.00	-227.63	99.2%*
10011100 3051	CITY SALES TAX	-8,600,000	-8,700,000	-6,557,952.36	-736,274.10	.00	-2,142,047.64	75.4%*
10011100 3053	COUNTY SALES TAX	-5,200,000	-5,300,000	-4,012,906.59	-474,403.35	.00	-1,287,093.41	75.7%*
10011100 3057	CONSUMER USE TAX	-2,100,000	-2,200,000	-1,780,152.73	-187,108.66	.00	-419,847.27	80.9%*
10011100 3095	CATV FRANCHISE	-120,000	-130,000	-132,406.09	.00	.00	2,406.09	101.9%
10011100 3096	GAS UTILITY FRANCHIS	-675,000	-675,000	-578,638.37	.00	.00	-96,361.63	85.7%*
10011100 3097	TELEPHONE FRANCHISE	-9,000	-9,000	-7,649.50	-613.02	.00	-1,350.50	85.0%*
10011100 3098	TELECOM FRANCHISE	-6,000	-6,000	-5,387.95	.00	.00	-612.05	89.8%*
10011100 3160	IDENTIFIED LONG/SHOR	0	0	-242.00	-21.00	.00	242.00	100.0%
10011100 3161	UNIDENTIFIED LONG/SH	0	0	-2,396.78	-77.00	.00	2,396.78	100.0%
10011100 3407	FEES-PLAT FILING	-2,000	-2,000	-3,380.00	-80.00	.00	1,380.00	169.0%
10011100 3408	FEES-REZONING	-4,200	-4,200	-1,750.00	-550.00	.00	-2,450.00	41.7%*
10011100 3410	FEES-WAIVER FILING	-4,000	-4,000	-3,930.00	-275.00	.00	-70.00	98.3%*

YEAR-TO-DATE BUDGET REPORT

FOR 2026 09

ACCOUNTS FOR: 100 General		ORIGINAL APPROP	REVISED BUDGET	YTD ACTUAL	MTD ACTUAL	ENCUMBRANCES	AVAILABLE BUDGET	PCT USE/COL
10011100 3411	FEES-COUNTY SEPTIC	0	0	-3,750.00	-250.00	.00	3,750.00	100.0%
10011100 3413	FINES-MUNICIPAL COUR	-750,000	-850,000	-665,785.75	-62,779.91	.00	-184,214.25	78.3%*
10011100 3414	FEES-STATE JUDGE	0	0	-941.00	-157.00	.00	941.00	100.0%
10011100 3415	FEES-STATE LAW ENFOR	0	0	-20,847.00	-3,501.50	.00	20,847.00	100.0%
10011100 3416	FEES-REINSTATEMENT	0	0	-517.09	.00	.00	517.09	100.0%
10011100 3417	FEES-RESTITUTION	0	0	-20,880.83	-1,082.83	.00	20,880.83	100.0%
10011100 3418	LEGAL COPIES	-500	-500	-960.74	.00	.00	460.74	192.1%
10011100 3419	PROBATION SCREENING	-500	-500	-5.00	.00	.00	-495.00	1.0%*
10011100 3420	FEES-CRIME STOPPER I	0	0	-6,237.00	-2,104.00	.00	6,237.00	100.0%
10011100 3421	FEES-CRIME STOPPER M	0	0	-3,823.62	-460.00	.00	3,823.62	100.0%
10011100 3422	FEES-FAMILY CRISIS	0	0	-1,425.00	-338.00	.00	1,425.00	100.0%
10011100 3471	LICENSE-AMUSEMENT	-100	-100	-1,000.00	.00	.00	900.00	1000.0%
10011100 3472	LICENSE-ARBORIST	-500	-500	-235.00	.00	.00	-265.00	47.0%*
10011100 3473	LICENSE-CEREAL MALT	-4,500	-4,500	-750.00	.00	.00	-3,750.00	16.7%*
10011100 3474	LICENSE-CONTRACTOR	-55,000	-55,000	-46,685.00	-2,475.00	.00	-8,315.00	84.9%*
10011100 3475	ZONING COMPLIANCE	-1,500	-1,500	-2,100.00	-100.00	.00	600.00	140.0%
10011100 3476	LICENSE-ELECTRICIAN	-7,000	-7,000	-3,050.00	-300.00	.00	-3,950.00	43.6%*
10011100 3478	LICENSE-ITINERANT ME	-10,500	-10,500	-14,500.00	-2,100.00	.00	4,000.00	138.1%
10011100 3479	LICENSE-LIQUOR	-10,000	-10,000	-4,800.00	.00	.00	-5,200.00	48.0%*
10011100 3480	LICENSE-MECHANICAL	-4,000	-4,000	-1,250.00	.00	.00	-2,750.00	31.3%*
10011100 3482	LICENSE-PAWN SHOP	-100	-100	-75.00	.00	.00	-25.00	75.0%*
10011100 3483	LICENSE-PLUMBER	-3,000	-3,000	-1,600.00	-150.00	.00	-1,400.00	53.3%*

YEAR-TO-DATE BUDGET REPORT

FOR 2026 09

ACCOUNTS FOR: 100 General		ORIGINAL APPROP	REVISED BUDGET	YTD ACTUAL	MTD ACTUAL	ENCUMBRANCES	AVAILABLE BUDGET	PCT USE/COL
10011100 3485	LICENSE-TAXI	-150	-150	-90.00	.00	.00	-60.00	60.0%*
10011100 3501	PERMITS-BUILDING	-425,000	-425,000	-652,574.89	-57,003.92	.00	227,574.89	153.5%
10011100 3503	PERMITS-ELECTRIC	-10,000	-10,000	-7,938.00	-583.00	.00	-2,062.00	79.4%*
10011100 3504	PERMITS-EXCAVATION	-3,000	-3,000	-2,755.00	-525.00	.00	-245.00	91.8%*
10011100 3505	PERMITS-GAS	-2,000	-2,000	-1,985.00	-78.00	.00	-15.00	99.3%*
10011100 3508	PERMITS-MECHANICAL	-25,000	-20,000	-17,650.00	-1,916.50	.00	-2,350.00	88.3%*
10011100 3509	PERMITS-PLUMBING	-10,000	-10,000	-13,798.50	-925.50	.00	3,798.50	138.0%
10011100 3511	PERMITS-TV & SIGN	-6,000	-6,000	-5,180.00	-200.00	.00	-820.00	86.3%*
10011100 3531	INTEREST INCOME	-1,200,000	-1,200,000	-962,563.54	-125,196.67	.00	-237,436.46	80.2%*
10011100 3552	RENTAL-CITY FACILITI	-35,000	-35,000	-40,307.28	-19,000.00	.00	5,307.28	115.2%
10011100 3553	RENTAL-DEPOT	-10,000	-10,000	-1,967.18	-100.00	.00	-8,032.82	19.7%*
10011100 3561	ROYALTIES-GAS WELLS	-15,000	-15,000	-15,869.54	-259.42	.00	869.54	105.8%
10011100 3562	SALE OF PROPERTY-AUC	-20,000	-20,000	-32,184.45	.00	.00	12,184.45	160.9%
10011100 3633	REPAYMENT-ENGINEERIN	-10,000	-10,000	.00	.00	.00	-10,000.00	.0%*
10011100 3639	REPAYMENT-COUNTY	-240,000	-240,000	-247,917.70	.00	.00	7,917.70	103.3%
10011100 3640	REPAYMENT-HOLCOMB	-42,000	-42,000	-42,000.00	.00	.00	.00	100.0%
10011100 3642	REPAYMENT-ANIMAL SHE	-94,000	-94,000	-95,508.72	.00	.00	1,508.72	101.6%
10011100 3651	THIRD FIRE STATION C	0	0	-5,227.48	.00	.00	5,227.48	100.0%
10011100 3701	FUEL TAX REFUND	-2,000	-2,000	-4,331.38	.00	.00	2,331.38	216.6%
10011100 3802	MISCELLANEOUS-ADMINI	-3,500	-10,000	-13,762.08	-1,573.92	.00	3,762.08	137.6%
10011100 4012	TRANSFER-ADMIN OVERH	-4,036,100	-4,036,100	-3,027,078.00	-336,342.00	.00	-1,009,022.00	75.0%*
10011100 4013	TRANSFER-UTILITY FRA	-2,877,900	-2,806,000	-2,103,083.00	-234,307.00	.00	-702,917.00	74.9%*

YEAR-TO-DATE BUDGET REPORT

FOR 2026 09

ACCOUNTS FOR: 100 General		ORIGINAL APPROP	REVISED BUDGET	YTD ACTUAL	MTD ACTUAL	ENCUMBRANCES	AVAILABLE BUDGET	PCT USE/COL
10011100 4032	TRANSFER - OTHER FUN	-200,000	-200,000	.00	.00	.00	-200,000.00	.0%*
10011100 4033	TRANSFER - .30 SALES	-1,598,300	-1,598,300	.00	.00	.00	-1,598,300.00	.0%*
TOTAL ADMIN REVENUE		-37,052,777	-37,204,650	-29,420,428.88	-2,853,636.66	.00	-7,784,221.12	79.1%

YEAR-TO-DATE BUDGET REPORT

FOR 2026 09

ACCOUNTS FOR: 100 General		ORIGINAL APPROP	REVISED BUDGET	YTD ACTUAL	MTD ACTUAL	ENCUMBRANCES	AVAILABLE BUDGET	PCT USE/COL
10011111 ADMIN COMMISSION								
10011111 5100	SALARIES	35,350	35,200	25,835.12	2,671.98	.00	9,364.88	73.4%
10011111 5111	HEALTH INSURANCE	54,000	54,000	8,557.30	814.23	.00	45,442.70	15.8%
10011111 5113	KPERS-CITY SHARE	3,650	3,650	2,005.30	204.40	.00	1,644.70	54.9%
10011111 5114	SOCIAL SECURITY-CITY	2,650	2,650	1,716.94	178.53	.00	933.06	64.8%
10011111 5115	UNEMPLOYMENT COMPENS	100	100	25.74	2.66	.00	74.26	25.7%
10011111 5116	WORKERS COMPENSATION	6,250	6,250	6,250.00	.00	.00	.00	100.0%
10011111 5419	LEGAL PUBLICATION	19,900	10,000	7,274.00	339.52	.00	2,726.00	72.7%
10011111 5441	MAINTENANCE CONTRACT	28,850	25,500	25,039.19	.00	.00	460.81	98.2%
10011111 5561	TRAINING-EDUCATION	7,950	8,850	8,873.80	883.80	.00	-23.80	100.3%*
10011111 5571	TRAVEL EXPENSE	8,950	8,950	4,074.22	457.83	.00	4,875.78	45.5%
10011111 5711	MEETINGS, MEALS EXPE	4,000	3,000	2,462.48	.00	.00	537.52	82.1%
10011111 5811	SUPPLIES-OFFICE	2,000	2,000	879.16	.00	.00	1,120.84	44.0%
10011111 6511	NEW EQUIPMENT-OFFICE	1,500	1,500	369.38	.00	.00	1,130.62	24.6%
TOTAL ADMIN COMMISSION		175,150	161,650	93,362.63	5,552.95	.00	68,287.37	57.8%

YEAR-TO-DATE BUDGET REPORT

FOR 2026 09

ACCOUNTS FOR: 100 General		ORIGINAL APPROP	REVISED BUDGET	YTD ACTUAL	MTD ACTUAL	ENCUMBRANCES	AVAILABLE BUDGET	PCT USE/COL
10011112 ADMIN CITY MANAGER								
10011112 5100	SALARIES	662,950	542,800	402,515.48	41,677.35	.00	140,284.52	74.2%
10011112 5111	HEALTH INSURANCE	54,000	43,200	30,248.91	3,317.67	.00	12,951.09	70.0%
10011112 5113	KPERS-CITY SHARE	70,300	58,150	41,430.57	4,413.61	.00	16,719.43	71.2%
10011112 5114	SOCIAL SECURITY-CITY	50,700	41,550	28,409.12	1,975.82	.00	13,140.88	68.4%
10011112 5115	UNEMPLOYMENT COMPENS	700	550	402.53	41.68	.00	147.47	73.2%
10011112 5116	WORKERS COMPENSATION	6,250	5,000	6,250.00	.00	.00	-1,250.00	125.0%*
10011112 5206	ADVERTISING & HIRING	500	500	964.19	46.66	.00	-464.19	192.8%*
10011112 5210	ADVISORY BOARD EXPEN	1,500	0	.00	.00	.00	.00	.0%
10011112 5215	ASSOCIATION DUES	48,700	33,500	31,374.12	.00	.00	2,125.88	93.7%
10011112 5219	COMMUNICATIONS-SURVE	9,950	0	.00	.00	.00	.00	.0%
10011112 5223	BANK & CREDIT CARD C	0	0	125.73	14.99	.00	-125.73	100.0%*
10011112 5274	CONTRACTED-CONTRACTO	21,850	24,000	14,380.00	.00	.00	9,620.00	59.9%
10011112 5401	INSURANCE-PROPERTY	42,650	32,900	32,900.00	.00	.00	.00	100.0%
10011112 5402	INSURANCE-VEHICLES	9,450	7,400	7,391.00	.00	.00	9.00	99.9%
10011112 5435	LICENSE RENEWAL	3,100	4,500	.00	.00	.00	4,500.00	.0%
10011112 5441	MAINTENANCE CONTRACT	44,750	21,000	15,771.89	1,873.07	.00	5,228.11	75.1%
10011112 5442	JANITORIAL SERVICE	33,800	33,800	22,455.00	2,475.00	.00	11,345.00	66.4%
10011112 5471	REPAIR-BUILDINGS	9,950	9,950	6,268.65	4,064.75	.00	3,681.35	63.0%
10011112 5474	REPAIR-EQUIPMENT	7,950	7,000	.00	.00	.00	7,000.00	.0%
10011112 5483	REPAIR-VEHICLE	1,500	1,500	373.85	373.85	.00	1,126.15	24.9%

YEAR-TO-DATE BUDGET REPORT

FOR 2026 09

ACCOUNTS FOR: 100 General		ORIGINAL APPROP	REVISED BUDGET	YTD ACTUAL	MTD ACTUAL	ENCUMBRANCES	AVAILABLE BUDGET	PCT USE/COL
10011112 5531	SUBSCRIPTIONS	4,000	39,150	38,184.44	493.44	.00	965.56	97.5%
10011112 5561	TRAINING-EDUCATION	9,950	8,500	5,902.00	579.00	.00	2,598.00	69.4%
10011112 5571	TRAVEL EXPENSE	24,850	24,850	17,230.22	-586.78	.00	7,619.78	69.3%
10011112 5576	TELEPHONE	1,600	2,300	1,727.80	140.14	.00	572.20	75.1%
10011112 5586	UTILITIES-GAS	4,000	4,000	2,061.60	54.14	.00	1,938.40	51.5%
10011112 5615	PROPERTY TAXES	5,450	5,000	.00	.00	.00	5,000.00	.0%
10011112 5645	GAS-OIL-DIESEL	500	500	.00	.00	.00	500.00	.0%
10011112 5711	MEETINGS, MEALS EXPE	9,950	7,050	8,574.07	262.47	.00	-1,524.07	121.6%*
10011112 5715	MISCELLANEOUS	8,950	8,000	4,240.61	807.70	.00	3,759.39	53.0%
10011112 5811	SUPPLIES-OFFICE	2,500	3,650	4,551.35	90.00	.00	-901.35	124.7%*
10011112 5814	SUPPLIES-CUSTODIAL	2,500	2,500	1,889.74	227.49	.00	610.26	75.6%
10011112 5833	SUPPLIES - POSTAGE	24,850	31,150	9,753.64	2,164.89	.00	21,396.36	31.3%
10011112 6511	NEW EQUIPMENT-OFFICE	4,950	4,950	3,218.58	.00	.00	1,731.42	65.0%
10011112 6513	NEW EQUIPMENT-SOFTWA	0	0	23,500.00	.00	.00	-23,500.00	100.0%*
10011112 6514	NEW EQUIPMENT-VEHICL	0	0	3,478.13	409.34	.00	-3,478.13	100.0%*
TOTAL ADMIN CITY MANAGER		1,184,600	1,008,900	765,573.22	64,916.28	.00	243,326.78	75.9%

YEAR-TO-DATE BUDGET REPORT

FOR 2026 09

ACCOUNTS FOR: 100 General		ORIGINAL APPROP	REVISED BUDGET	YTD ACTUAL	MTD ACTUAL	ENCUMBRANCES	AVAILABLE BUDGET	PCT USE/COL
10011113 ADMIN SERVICE AND FINANCE								
10011113 5100	SALARIES	964,500	822,900	585,650.18	69,692.23	.00	237,249.82	71.2%
10011113 5111	HEALTH INSURANCE	140,400	129,600	84,960.17	8,700.14	.00	44,639.83	65.6%
10011113 5113	KPERS-CITY SHARE	102,200	88,150	58,202.69	5,978.46	.00	29,947.31	66.0%
10011113 5114	SOCIAL SECURITY-CITY	73,850	62,950	41,811.35	5,016.56	.00	21,138.65	66.4%
10011113 5115	UNEMPLOYMENT COMPENS	1,000	900	585.75	69.68	.00	314.25	65.1%
10011113 5116	WORKERS COMPENSATION	16,250	15,000	16,250.00	.00	.00	-1,250.00	108.3%*
10011113 5206	ADVERTISING & HIRING	300	300	72.70	72.70	.00	227.30	24.2%
10011113 5215	ASSOCIATION DUES	800	500	600.00	.00	.00	-100.00	120.0%*
10011113 5216	AUDIT EXPENSE	64,650	48,000	35,964.68	.00	.00	12,035.32	74.9%
10011113 5419	LEGAL PUBLICATION	1,000	500	.00	.00	.00	500.00	.0%
10011113 5435	LICENSE RENEWAL	500	0	.00	.00	.00	.00	.0%
10011113 5441	MAINTENANCE CONTRACT	69,600	3,500	2,591.82	304.63	.00	908.18	74.1%
10011113 5474	REPAIR-EQUIPMENT	1,000	1,200	.00	.00	.00	1,200.00	.0%
10011113 5531	SUBSCRIPTIONS	0	450	450.00	.00	.00	.00	100.0%
10011113 5561	TRAINING-EDUCATION	4,950	4,950	4,923.00	550.00	.00	27.00	99.5%
10011113 5571	TRAVEL EXPENSE	4,950	4,950	2,597.18	.00	.00	2,352.82	52.5%
10011113 5576	TELEPHONE	800	800	470.78	60.03	.00	329.22	58.8%
10011113 5711	MEETINGS, MEALS EXPE	300	300	280.94	.00	.00	19.06	93.6%
10011113 5715	MISCELLANEOUS	1,500	1,500	.00	.00	.00	1,500.00	.0%
10011113 5811	SUPPLIES-OFFICE	19,900	15,000	5,799.45	189.62	.00	9,200.55	38.7%

YEAR-TO-DATE BUDGET REPORT

FOR 2026 09

ACCOUNTS FOR: 100 General		ORIGINAL APPROP	REVISED BUDGET	YTD ACTUAL	MTD ACTUAL	ENCUMBRANCES	AVAILABLE BUDGET	PCT USE/COL
10011113 6511	NEW EQUIPMENT-OFFICE	4,950	1,950	5,163.14	970.20	.00	-3,213.14	264.8%*
TOTAL ADMIN SERVICE AND FINANCE		1,473,400	1,203,400	846,373.83	91,604.25	.00	357,026.17	70.3%

YEAR-TO-DATE BUDGET REPORT

FOR 2026 09

ACCOUNTS FOR: 100 General		ORIGINAL APPROP	REVISED BUDGET	YTD ACTUAL	MTD ACTUAL	ENCUMBRANCES	AVAILABLE BUDGET	PCT USE/COL
10011114 ADMIN LEGAL SERVICES								
10011114 5215	ASSOCIATION DUES	900	900	35.00	.00	.00	865.00	3.9%
10011114 5273	CONTRACT-SERVICES	313,200	375,000	189,167.06	.00	.00	185,832.94	50.4%
10011114 5561	TRAINING-EDUCATION	250	600	919.00	120.00	.00	-319.00	153.2%*
10011114 5571	TRAVEL EXPENSE	300	300	.00	.00	.00	300.00	.0%
10011114 5811	SUPPLIES-OFFICE	250	250	73.00	.00	.00	177.00	29.2%
TOTAL ADMIN LEGAL SERVICES		314,900	377,050	190,194.06	120.00	.00	186,855.94	50.4%

YEAR-TO-DATE BUDGET REPORT

FOR 2026 09

ACCOUNTS FOR: 100 General		ORIGINAL APPROP	REVISED BUDGET	YTD ACTUAL	MTD ACTUAL	ENCUMBRANCES	AVAILABLE BUDGET	PCT USE/COL
10011115 ADMIN MUNICIPAL COURT								
10011115 5100	SALARIES	274,400	263,300	180,527.55	20,291.00	.00	82,772.45	68.6%
10011115 5111	HEALTH INSURANCE	64,800	64,800	33,168.11	3,318.74	.00	31,631.89	51.2%
10011115 5113	KPERS-CITY SHARE	29,100	28,200	18,169.43	1,988.01	.00	10,030.57	64.4%
10011115 5114	SOCIAL SECURITY-CITY	21,200	20,200	12,811.67	1,469.62	.00	7,388.33	63.4%
10011115 5115	UNEMPLOYMENT COMPENS	300	300	180.51	20.30	.00	119.49	60.2%
10011115 5116	WORKERS COMPENSATION	7,500	7,500	7,500.00	.00	.00	.00	100.0%
10011115 5206	ADVERTISING & HIRING	500	500	109.70	.00	.00	390.30	21.9%
10011115 5215	ASSOCIATION DUES	700	700	325.00	.00	.00	375.00	46.4%
10011115 5223	BANK & CREDIT CARD C	4,950	0	.00	.00	.00	.00	.0%
10011115 5270	CONTRACT SERVICES-JU	117,400	110,700	92,220.00	9,222.00	.00	18,480.00	83.3%
10011115 5271	CONTRACTED-PRO TEM J	3,000	3,000	4,220.00	200.00	.00	-1,220.00	140.7%*
10011115 5273	CONTRACT-SERVICES	2,500	3,000	2,940.00	1,020.00	.00	60.00	98.0%
10011115 5415	INTERPRETOR FEES	2,300	3,000	886.49	89.56	.00	2,113.51	29.5%
10011115 5417	WITNESS FEES	2,000	1,000	.00	.00	.00	1,000.00	.0%
10011115 5441	MAINTENANCE CONTRACT	64,650	57,000	52,126.44	47,449.59	.00	4,873.56	91.4%
10011115 5442	JANITORIAL SERVICE	11,950	11,950	8,083.96	1,010.42	.00	3,866.04	67.6%
10011115 5462	REFUND OVERPAYMENT	100	100	.00	.00	.00	100.00	.0%
10011115 5471	REPAIR-BUILDINGS	9,950	9,950	2,564.01	.00	.00	7,385.99	25.8%
10011115 5474	REPAIR-EQUIPMENT	500	500	.00	.00	.00	500.00	.0%
10011115 5561	TRAINING-EDUCATION	1,000	1,500	448.04	150.00	.00	1,051.96	29.9%

YEAR-TO-DATE BUDGET REPORT

FOR 2026 09

ACCOUNTS FOR: 100 General		ORIGINAL APPROP	REVISED BUDGET	YTD ACTUAL	MTD ACTUAL	ENCUMBRANCES	AVAILABLE BUDGET	PCT USE/COL
10011115 5571	TRAVEL EXPENSE	4,000	5,000	2,085.47	1,293.61	.00	2,914.53	41.7%
10011115 5576	TELEPHONE	500	0	.00	.00	.00	.00	.0%
10011115 5586	UTILITIES-GAS	9,950	9,950	4,911.62	54.67	.00	5,038.38	49.4%
10011115 5715	MISCELLANEOUS	1,500	1,500	835.79	87.49	.00	664.21	55.7%
10011115 5721	LEGAL-COURT APPOINTE	109,350	100,000	44,760.00	6,460.00	.00	55,240.00	44.8%
10011115 5811	SUPPLIES-OFFICE	4,000	4,000	1,772.29	71.33	.00	2,227.71	44.3%
10011115 6511	NEW EQUIPMENT-OFFICE	3,000	6,000	24.44	.00	.00	5,975.56	.4%
TOTAL ADMIN MUNICIPAL COURT		751,100	713,650	470,670.52	94,196.34	.00	242,979.48	66.0%

YEAR-TO-DATE BUDGET REPORT

FOR 2026 09

ACCOUNTS FOR: 100 General		ORIGINAL APPROP	REVISED BUDGET	YTD ACTUAL	MTD ACTUAL	ENCUMBRANCES	AVAILABLE BUDGET	PCT USE/COL
10011116 ADMIN HUMAN RESOURCES								
10011116 5100	SALARIES	296,200	315,250	230,408.47	24,308.37	.00	84,841.53	73.1%
10011116 5111	HEALTH INSURANCE	43,200	43,200	30,248.97	3,314.49	.00	12,951.03	70.0%
10011116 5113	KPERS-CITY SHARE	31,400	33,800	24,068.25	2,574.25	.00	9,731.75	71.2%
10011116 5114	SOCIAL SECURITY-CITY	22,750	24,150	16,934.75	1,767.23	.00	7,215.25	70.1%
10011116 5115	UNEMPLOYMENT COMPENS	300	350	230.46	24.30	.00	119.54	65.8%
10011116 5116	WORKERS COMPENSATION	5,000	5,000	5,000.00	.00	.00	.00	100.0%
10011116 5210	ADVISORY BOARD EXPEN	4,000	4,000	600.00	300.00	.00	3,400.00	15.0%
10011116 5215	ASSOCIATION DUES	1,800	1,800	783.00	.00	.00	1,017.00	43.5%
10011116 5267	CONSULTANT FEE	4,000	2,000	200.00	.00	.00	1,800.00	10.0%
10011116 5269	CONSULTANT - PAY PLN	0	51,250	4,000.00	.00	.00	47,250.00	7.8%
10011116 5441	MAINTENANCE CONTRACT	67,100	71,550	71,454.02	.00	.00	95.98	99.9%
10011116 5531	SUBSCRIPTIONS	7,950	7,950	5,324.36	.00	.00	2,625.64	67.0%
10011116 5561	TRAINING-EDUCATION	4,950	4,950	847.20	.00	.00	4,102.80	17.1%
10011116 5571	TRAVEL EXPENSE	3,000	3,000	.00	.00	.00	3,000.00	.0%
10011116 5576	TELEPHONE	0	0	792.29	732.25	.00	-792.29	100.0%*
10011116 5711	MEETINGS, MEALS EXPE	0	14,000	601.90	.00	.00	13,398.10	4.3%
10011116 5715	MISCELLANEOUS	3,500	3,500	3,939.31	978.29	.00	-439.31	112.6%*
10011116 5811	SUPPLIES-OFFICE	1,000	1,000	1,035.71	.00	.00	-35.71	103.6%*
10011116 6511	NEW EQUIPMENT-OFFICE	2,000	2,000	1,763.40	.00	.00	236.60	88.2%
TOTAL ADMIN HUMAN RESOURCES		498,150	588,750	398,232.09	33,999.18	.00	190,517.91	67.6%

YEAR-TO-DATE BUDGET REPORT

FOR 2026 09

ACCOUNTS FOR: 100 General		ORIGINAL APPROP	REVISED BUDGET	YTD ACTUAL	MTD ACTUAL	ENCUMBRANCES	AVAILABLE BUDGET	PCT USE/COL
10011117 ADMIN INFORMATION TECHNOLOGY								
10011117 5100	SALARIES	480,050	442,150	301,171.33	28,207.70	.00	140,978.67	68.1%
10011117 5111	HEALTH INSURANCE	64,800	64,800	32,361.99	3,319.94	.00	32,438.01	49.9%
10011117 5113	KPERS-CITY SHARE	50,900	47,550	29,652.07	2,987.19	.00	17,897.93	62.4%
10011117 5114	SOCIAL SECURITY-CITY	35,350	33,600	19,488.15	1,665.39	.00	14,111.85	58.0%
10011117 5115	UNEMPLOYMENT COMPENS	500	500	301.04	28.21	.00	198.96	60.2%
10011117 5116	WORKERS COMPENSATION	7,500	7,500	7,500.00	.00	.00	.00	100.0%
10011117 5206	ADVERTISING & HIRING	300	700	499.45	.00	.00	200.55	71.4%
10011117 5215	ASSOCIATION DUES	250	300	.00	.00	.00	300.00	.0%
10011117 5263	COMMISSION	0	0	14.54	.00	.00	-14.54	100.0%*
10011117 5267	CONSULTANT FEE	0	12,240	12,240.00	.00	.00	.00	100.0%
10011117 5431	INTERNET CONNECTION	38,800	44,000	43,327.31	1,733.98	.00	672.69	98.5%
10011117 5441	MAINTENANCE CONTRACT	45,350	18,000	10,308.00	9,893.00	.00	7,692.00	57.3%
10011117 5483	REPAIR-VEHICLE	500	500	.00	.00	.00	500.00	.0%
10011117 5516	SHIPPING COSTS	100	100	.00	.00	.00	100.00	.0%
10011117 5531	SUBSCRIPTIONS	211,750	232,000	223,946.89	6,860.83	.00	8,053.11	96.5%
10011117 5561	TRAINING-EDUCATION	9,950	4,000	4,255.71	4,000.00	.00	-255.71	106.4%*
10011117 5571	TRAVEL EXPENSE	9,950	1,000	.00	.00	.00	1,000.00	.0%
10011117 5576	TELEPHONE	9,750	8,000	.00	.00	.00	8,000.00	.0%
10011117 5645	GAS-OIL-DIESEL	400	400	249.36	51.65	.00	150.64	62.3%
10011117 5715	MISCELLANEOUS	200	200	4,673.16	4,673.16	.00	-4,473.16	2336.6%*

YEAR-TO-DATE BUDGET REPORT

FOR 2026 09

ACCOUNTS FOR: 100 General		ORIGINAL APPROP	REVISED BUDGET	YTD ACTUAL	MTD ACTUAL	ENCUMBRANCES	AVAILABLE BUDGET	PCT USE/COL
10011117 5811	SUPPLIES-OFFICE	6,450	5,000	3,736.03	185.85	.00	1,263.97	74.7%
10011117 5816	SUPPLIES-REPAIR	19,900	19,900	3,148.71	.00	.00	16,751.29	15.8%
10011117 6511	NEW EQUIPMENT-OFFICE	152,150	84,000	78,159.37	.00	.00	5,840.63	93.0%
10011117 6513	NEW EQUIPMENT-SOFTWA	9,950	4,950	3,192.63	2,958.28	.00	1,757.37	64.5%
10011117 6520	NEW EQUIPMENT-OTHER	0	0	29.04	.00	.00	-29.04	100.0%*
TOTAL ADMIN INFORMATION TECHNOLOG		1,154,850	1,031,390	778,254.78	66,565.18	.00	253,135.22	75.5%

YEAR-TO-DATE BUDGET REPORT

FOR 2026 09

ACCOUNTS FOR: 100 General		ORIGINAL APPROP	REVISED BUDGET	YTD ACTUAL	MTD ACTUAL	ENCUMBRANCES	AVAILABLE BUDGET	PCT USE/COL
10011118 ADMIN CITY PROSECUTION								
10011118 5420	LEGAL SERVICES	240,000	240,000	182,034.50	20,000.00	.00	57,965.50	75.8%
TOTAL ADMIN CITY PROSECUTION		240,000	240,000	182,034.50	20,000.00	.00	57,965.50	75.8%

YEAR-TO-DATE BUDGET REPORT

FOR 2026 09

ACCOUNTS FOR: 100 General		ORIGINAL APPROP	REVISED BUDGET	YTD ACTUAL	MTD ACTUAL	ENCUMBRANCES	AVAILABLE BUDGET	PCT USE/COL
10011119 ADMIN COMMUNICATIONS								
10011119 5100	SALARIES	203,300	202,900	147,434.29	16,533.17	.00	55,465.71	72.7%
10011119 5111	HEALTH INSURANCE	32,400	32,400	22,000.94	2,490.60	.00	10,399.06	67.9%
10011119 5113	KPERS-CITY SHARE	21,600	21,800	15,613.23	1,750.86	.00	6,186.77	71.6%
10011119 5114	SOCIAL SECURITY-CITY	15,550	15,600	10,834.62	1,215.89	.00	4,765.38	69.5%
10011119 5115	UNEMPLOYMENT COMPENS	200	250	147.43	16.52	.00	102.57	59.0%
10011119 5116	WORKERS COMPENSATION	3,750	3,750	3,750.00	.00	.00	.00	100.0%
10011119 5206	ADVERTISING & HIRING	200	200	252.17	179.47	.00	-52.17	126.1%*
10011119 5215	ASSOCIATION DUES	1,000	1,000	985.00	.00	.00	15.00	98.5%
10011119 5220	COMMUNICATIONS-OTHER	6,000	1,000	680.99	155.99	.00	319.01	68.1%
10011119 5441	MAINTENANCE CONTRACT	46,000	48,000	42,050.60	.00	.00	5,949.40	87.6%
10011119 5531	SUBSCRIPTIONS	4,950	4,950	4,756.58	96.93	.00	193.42	96.1%
10011119 5561	TRAINING-EDUCATION	3,500	3,500	7,120.00	4,000.00	.00	-3,620.00	203.4%*
10011119 5571	TRAVEL EXPENSE	5,450	5,450	3,714.98	3,724.97	.00	1,735.02	68.2%
10011119 5712	MEETINGS - CITIZEN'S	2,500	2,500	2,189.05	.00	.00	310.95	87.6%
10011119 5715	MISCELLANEOUS	100	100	77.88	.00	.00	22.12	77.9%
10011119 5811	SUPPLIES-OFFICE	500	500	327.26	21.22	.00	172.74	65.5%
10011119 5816	SUPPLIES-REPAIR	1,000	1,000	.00	.00	.00	1,000.00	.0%
10011119 6511	NEW EQUIPMENT-OFFICE	2,700	2,700	2,395.89	.00	.00	304.11	88.7%
10011119 6513	NEW EQUIPMENT-SOFTWA	0	0	9,155.00	5,493.00	.00	-9,155.00	100.0%*
TOTAL ADMIN COMMUNICATIONS		350,700	347,600	273,485.91	35,678.62	.00	74,114.09	78.7%

YEAR-TO-DATE BUDGET REPORT

FOR 2026 09

ACCOUNTS FOR: 100 General		ORIGINAL APPROP	REVISED BUDGET	YTD ACTUAL	MTD ACTUAL	ENCUMBRANCES	AVAILABLE BUDGET	PCT USE/COL
10011120 ADMIN NEIGHBORHOOD AND DEV								
10011120 5100	SALARIES	964,500	962,900	682,716.22	73,170.21	.00	280,183.78	70.9%
10011120 5111	HEALTH INSURANCE	140,400	140,400	99,133.11	10,779.14	.00	41,266.89	70.6%
10011120 5113	KPERS-CITY SHARE	102,200	103,300	72,323.00	7,759.58	.00	30,977.00	70.0%
10011120 5114	SOCIAL SECURITY-CITY	73,850	73,600	49,425.95	5,288.62	.00	24,174.05	67.2%
10011120 5115	UNEMPLOYMENT COMPENS	1,000	1,000	683.90	73.30	.00	316.10	68.4%
10011120 5116	WORKERS COMPENSATION	16,250	16,250	16,250.00	.00	.00	.00	100.0%
10011120 5206	ADVERTISING & HIRING	1,600	1,600	1,346.72	.00	.00	253.28	84.2%
10011120 5210	ADVISORY BOARD EXPEN	1,000	1,000	368.87	98.00	.00	631.13	36.9%
10011120 5215	ASSOCIATION DUES	5,850	4,050	2,107.80	.00	.00	1,942.20	52.0%
10011120 5223	BANK & CREDIT CARD C	8,350	13,350	10,127.87	844.20	.00	3,222.13	75.9%
10011120 5331	ENGINEERING FEES	234,350	284,350	169,572.64	17,519.40	.00	114,777.36	59.6%
10011120 5402	INSURANCE-VEHICLES	38,350	29,400	29,400.00	.00	.00	.00	100.0%
10011120 5419	LEGAL PUBLICATION	2,100	2,100	1,696.97	362.32	.00	403.03	80.8%
10011120 5435	LICENSE RENEWAL	850	850	.00	.00	.00	850.00	.0%
10011120 5441	MAINTENANCE CONTRACT	34,300	35,300	33,621.41	88.60	.00	1,678.59	95.2%
10011120 5480	REPAIR-RADIOS	50	50	.00	.00	.00	50.00	.0%
10011120 5483	REPAIR-VEHICLE	2,600	3,200	4,547.68	620.78	.00	-1,347.68	142.1%*
10011120 5493	REPAIR-DILAPIDATED S	39,750	0	.00	.00	.00	.00	.0%
10011120 5531	SUBSCRIPTIONS	4,000	6,100	6,192.48	206.04	.00	-92.48	101.5%*
10011120 5561	TRAINING-EDUCATION	17,900	17,100	13,715.08	2,046.72	.00	3,384.92	80.2%

YEAR-TO-DATE BUDGET REPORT

FOR 2026 09

ACCOUNTS FOR: 100 General		ORIGINAL APPROP	REVISED BUDGET	YTD ACTUAL	MTD ACTUAL	ENCUMBRANCES	AVAILABLE BUDGET	PCT USE/COL
10011120 5571	TRAVEL EXPENSE	28,850	33,400	21,601.62	1,237.80	.00	11,798.38	64.7%
10011120 5576	TELEPHONE	4,450	4,450	1,824.94	184.50	.00	2,625.06	41.0%
10011120 5612	WAIVER FILING FEE	100	100	.00	.00	.00	100.00	.0%
10011120 5645	GAS-OIL-DIESEL	6,900	5,950	3,411.92	727.28	.00	2,538.08	57.3%
10011120 5711	MEETINGS, MEALS EXPE	2,000	3,400	355.07	.00	.00	3,044.93	10.4%
10011120 5715	MISCELLANEOUS	4,000	4,000	2,082.45	.00	.00	1,917.55	52.1%
10011120 5811	SUPPLIES-OFFICE	11,550	9,050	6,381.53	247.44	.00	2,668.47	70.5%
10011120 5812	SUPPLIES-OPERATIONS	4,950	8,000	2,587.86	33.00	.00	5,412.14	32.3%
10011120 6511	NEW EQUIPMENT-OFFICE	4,950	4,950	1,289.22	.00	.00	3,660.78	26.0%
10011120 6514	NEW EQUIPMENT-VEHICL	39,750	44,950	44,922.00	.00	.00	28.00	99.9%
TOTAL ADMIN NEIGHBORHOOD AND DEV		1,796,750	1,814,150	1,277,686.31	121,286.93	.00	536,463.69	70.4%

YEAR-TO-DATE BUDGET REPORT

FOR 2026 09

ACCOUNTS FOR: 100 General		ORIGINAL APPROP	REVISED BUDGET	YTD ACTUAL	MTD ACTUAL	ENCUMBRANCES	AVAILABLE BUDGET	PCT USE/COL
10021100 POLICE REVENUE								
10021100 3157	SALES - INDOOR SHOOT	-8,000	-3,000	-352.18	.00	.00	-2,647.82	11.7%*
10021100 3391	CAR STORAGE & TOWING	-15,000	-15,000	-2,126.00	.00	.00	-12,874.00	14.2%*
10021100 3402	FEES-FALSE ALARM	-2,000	-2,000	-7,395.00	-330.00	.00	5,395.00	369.8%
10021100 3418	LEGAL COPIES	-1,000	-1,000	-502.50	-30.00	.00	-497.50	50.3%*
10021100 3430	FEES - INDOOR SHOOTI	-13,000	-7,000	-2,995.00	.00	.00	-4,005.00	42.8%*
10021100 3495	TAGS-DOG & CAT	-2,000	-2,000	-1,709.20	-171.76	.00	-290.80	85.5%*
10021100 3635	REPAYMENT-POLICE SER	-300,000	-300,000	-158,280.00	-40.00	.00	-141,720.00	52.8%*
10021100 3639	REPAYMENT-COUNTY	0	-187,000	-471,859.57	-312,063.35	.00	284,859.57	252.3%
10021100 3661	DISBURSEMENT - DEA	-20,000	-20,000	-21,478.67	.00	.00	1,478.67	107.4%
10021100 3663	DISBURSEMENT - CLICK	-4,000	-4,000	.00	.00	.00	-4,000.00	.0%*
10021100 3674	SALES TAX - INDOOR G	-1,000	-1,000	-326.17	-32.78	.00	-673.83	32.6%*
10021100 3808	MISCELLANEOUS-POLICE	-1,000	-1,000	-1,324.58	.00	.00	324.58	132.5%
TOTAL POLICE REVENUE		-367,000	-543,000	-668,348.87	-312,667.89	.00	125,348.87	123.1%

YEAR-TO-DATE BUDGET REPORT

FOR 2026 09

ACCOUNTS FOR: 100 General		ORIGINAL APPROP	REVISED BUDGET	YTD ACTUAL	MTD ACTUAL	ENCUMBRANCES	AVAILABLE BUDGET	PCT USE/COL
10021101 POLICE ADMINISTRATIVE								
10021101 5100	SALARIES	200,650	194,850	120,339.85	15,111.76	.00	74,510.15	61.8%
10021101 5111	HEALTH INSURANCE	21,600	21,600	9,508.95	1,657.32	.00	12,091.05	44.0%
10021101 5112	KP&F-CITY SHARE	33,000	33,050	24,828.44	2,683.00	.00	8,221.56	75.1%
10021101 5113	KPERS-CITY SHARE	5,900	4,950	1,788.44	416.46	.00	3,161.56	36.1%
10021101 5114	SOCIAL SECURITY-CITY	14,750	14,500	8,744.19	1,067.19	.00	5,755.81	60.3%
10021101 5115	UNEMPLOYMENT COMPENS	200	200	120.31	15.11	.00	79.69	60.2%
10021101 5116	WORKERS COMPENSATION	2,500	2,500	2,500.00	.00	.00	.00	100.0%
10021101 5206	ADVERTISING & HIRING	4,950	4,950	2,363.59	470.20	.00	2,586.41	47.7%
10021101 5215	ASSOCIATION DUES	4,950	4,950	320.00	.00	.00	4,630.00	6.5%
10021101 5223	BANK & CREDIT CARD C	800	800	771.42	75.08	.00	28.58	96.4%
10021101 5403	INSURANCE-PRF LIABIL	133,350	103,200	103,189.00	.00	.00	11.00	100.0%
10021101 5441	MAINTENANCE CONTRACT	394,850	457,899	202,630.17	5,060.78	.00	255,268.83	44.3%
10021101 5443	LEC CONTRACT	233,650	233,650	147,973.80	16,064.77	.00	85,676.20	63.3%
10021101 5448	PHYSICAL EXAMS	19,900	19,900	21,144.28	.00	.00	-1,244.28	106.3%*
10021101 5463	DISBURSE-COMMUNITY T	300,000	300,000	300,000.00	.00	.00	.00	100.0%
10021101 5470	RECRUITING EXPENSE	14,900	14,900	12,278.80	3,349.26	.00	2,621.20	82.4%
10021101 5471	REPAIR-BUILDINGS	110,350	110,350	32,869.16	3,506.15	.00	77,480.84	29.8%
10021101 5474	REPAIR-EQUIPMENT	7,950	7,950	479.95	.00	.00	7,470.05	6.0%
10021101 5483	REPAIR-VEHICLE	147,150	147,150	115,453.93	25,584.54	.00	31,696.07	78.5%
10021101 5531	SUBSCRIPTIONS	3,000	3,000	5,283.00	.00	.00	-2,283.00	176.1%*

YEAR-TO-DATE BUDGET REPORT

FOR 2026 09

ACCOUNTS FOR: 100 General		ORIGINAL APPROP	REVISED BUDGET	YTD ACTUAL	MTD ACTUAL	ENCUMBRANCES	AVAILABLE BUDGET	PCT USE/COL
10021101 5546	SALES TAX - INDOOR G	2,000	1,000	667.75	45.99	.00	332.25	66.8%
10021101 5561	TRAINING-EDUCATION	39,750	49,750	36,741.34	4,999.53	.00	13,008.66	73.9%
10021101 5562	TRAINING-OTHER	41,750	41,750	38,100.21	5,432.41	.00	3,649.79	91.3%
10021101 5571	TRAVEL EXPENSE	68,100	78,100	37,756.01	5,326.67	.00	40,343.99	48.3%
10021101 5576	TELEPHONE	17,400	125,900	15,723.37	1,711.71	.00	110,176.63	12.5%
10021101 5577	TELEPHONE-CELL CONTR	44,750	44,750	45,185.11	6,039.57	.00	-435.11	101.0%*
10021101 5581	UNIFORM EXPENSE	4,950	4,950	659.27	5.60	.00	4,290.73	13.3%
10021101 5586	UTILITIES-GAS	7,650	7,650	8,683.77	220.80	.00	-1,033.77	113.5%*
10021101 5587	UTILITIES-LEC	162,250	162,250	109,575.94	16,578.68	.00	52,674.06	67.5%
10021101 5591	VEHICLE TOW CHARGES	32,800	32,800	6,465.00	55.00	.00	26,335.00	19.7%
10021101 5592	MEDICAL EXPENSE-INMA	9,950	9,950	4,182.06	742.11	.00	5,767.94	42.0%
10021101 5645	GAS-OIL-DIESEL	4,950	4,950	1,198.46	132.09	.00	3,751.54	24.2%
10021101 5715	MISCELLANEOUS	0	0	533.11	.00	.00	-533.11	100.0%*
10021101 5811	SUPPLIES-OFFICE	79,550	79,550	46,596.04	5,328.63	.00	32,953.96	58.6%
10021101 5812	SUPPLIES-OPERATIONS	26,850	26,850	4,002.58	1,221.45	.00	22,847.42	14.9%
10021101 5818	SUPPLIES-SHOP	2,200	2,200	826.57	265.38	.00	1,373.43	37.6%
10021101 5832	SUPPLIES - INDOOR GU	0	0	459.50	.00	.00	-459.50	100.0%*
10021101 6511	NEW EQUIPMENT-OFFICE	9,950	9,950	3,313.15	.00	.00	6,636.85	33.3%
10021101 6512	NEW EQUIPMENT-COMPUT	50,700	10,000	.00	.00	.00	10,000.00	.0%
10021101 6514	NEW EQUIPMENT-VEHICL	280,400	280,400	203,186.92	19,045.00	.00	77,213.08	72.5%
10021101 6520	NEW EQUIPMENT-OTHER	638,350	563,350	72,405.47	12,782.42	.00	490,944.53	12.9%
10021101 6674	PD TEMP FACILITY	0	0	-1,017,343.52	-5,438,845.52	.00	1,017,343.52	100.0%

YEAR-TO-DATE BUDGET REPORT

FOR 2026 09

ACCOUNTS FOR: 100 General	ORIGINAL APPROP	REVISED BUDGET	YTD ACTUAL	MTD ACTUAL	ENCUMBRANCES	AVAILABLE BUDGET	PCT USE/COL
TOTAL POLICE ADMINISTRATIVE	3,178,700	3,216,449	731,505.39	-5,283,850.86	.00	2,484,943.61	22.7%

YEAR-TO-DATE BUDGET REPORT

FOR 2026 09

ACCOUNTS FOR: 100 General		ORIGINAL APPROP	REVISED BUDGET	YTD ACTUAL	MTD ACTUAL	ENCUMBRANCES	AVAILABLE BUDGET	PCT USE/COL
10021212 POLICE OPERATIONS								
10021212 5100	SALARIES	7,114,350	7,145,250	4,737,725.00	518,466.23	.00	2,407,525.00	66.3%
10021212 5111	HEALTH INSURANCE	1,058,400	1,047,600	559,667.79	56,005.26	.00	487,932.21	53.4%
10021212 5112	KP&F-CITY SHARE	1,266,250	1,311,500	864,988.85	91,952.26	.00	446,511.15	66.0%
10021212 5113	KPERS-CITY SHARE	193,600	195,700	114,511.80	11,662.32	.00	81,188.20	58.5%
10021212 5114	SOCIAL SECURITY-CITY	543,450	543,700	343,587.17	37,739.34	.00	200,112.83	63.2%
10021212 5115	UNEMPLOYMENT COMPENS	7,150	7,350	4,737.74	518.50	.00	2,612.26	64.5%
10021212 5116	WORKERS COMPENSATION	122,500	120,000	122,500.00	.00	.00	-2,500.00	102.1%*
10021212 5294	CONTRACTED-HUMANE SO	320,000	320,000	318,362.40	.00	.00	1,637.60	99.5%
10021212 5416	TRANSLATOR FEES	3,000	3,000	1,189.42	282.50	.00	1,810.58	39.6%
10021212 5418	INVESTIGATION EXPENS	31,800	31,800	16,528.65	1,962.78	.00	15,271.35	52.0%
10021212 5471	REPAIR-BUILDINGS	29,850	29,850	166.16	166.16	.00	29,683.84	.6%
10021212 5474	REPAIR-EQUIPMENT	41,350	41,350	5,554.40	.00	.00	35,795.60	13.4%
10021212 5581	UNIFORM EXPENSE	67,400	67,400	32,258.99	2,040.27	.00	35,141.01	47.9%
10021212 5645	GAS-OIL-DIESEL	114,250	89,000	83,177.87	12,588.70	.00	5,822.13	93.5%
10021212 5812	SUPPLIES-OPERATIONS	500	500	.00	.00	.00	500.00	.0%
10021212 7008	TRANSFER-HIDTA GRANT	93,000	93,000	93,000.00	.00	.00	.00	100.0%
TOTAL POLICE OPERATIONS		11,006,850	11,047,000	7,297,956.24	733,384.32	.00	3,749,043.76	66.1%

YEAR-TO-DATE BUDGET REPORT

FOR 2026 09

ACCOUNTS FOR: 100 General		ORIGINAL APPROP	REVISED BUDGET	YTD ACTUAL	MTD ACTUAL	ENCUMBRANCES	AVAILABLE BUDGET	PCT USE/COL
10021215 POLICE INDOOR RANGE								
10021215 5100	SALARIES	62,600	60,850	8,881.68	210.82	.00	51,968.32	14.6%
10021215 5114	SOCIAL SECURITY-CITY	4,750	4,700	679.42	16.11	.00	4,020.58	14.5%
10021215 5115	UNEMPLOYMENT COMPENS	100	100	8.89	.21	.00	91.11	8.9%
10021215 5471	REPAIR-BUILDINGS	11,950	11,950	14,774.88	845.00	.00	-2,824.88	123.6%*
10021215 5474	REPAIR-EQUIPMENT	19,900	19,900	14,904.39	.00	.00	4,995.61	74.9%
10021215 5812	SUPPLIES-OPERATIONS	16,900	16,900	2,461.58	23.31	.00	14,438.42	14.6%
TOTAL POLICE INDOOR RANGE		116,200	114,400	41,710.84	1,095.45	.00	72,689.16	36.5%

YEAR-TO-DATE BUDGET REPORT

FOR 2026 09

ACCOUNTS FOR: 100 General		ORIGINAL APPROP	REVISED BUDGET	YTD ACTUAL	MTD ACTUAL	ENCUMBRANCES	AVAILABLE BUDGET	PCT USE/COL
10024100 FIRE REVENUE								
10024100 3333	REPAYMENT-INSURANCE	0	0	-1,000.00	-500.00	.00	1,000.00	100.0%
10024100 3409	FEES-RURAL FIRE CONT	-180,000	-180,000	-198,662.13	.00	.00	18,662.13	110.4%
10024100 3810	MISCELLANEOUS-FIRE D	0	0	-18,152.67	.00	.00	18,152.67	100.0%
TOTAL FIRE REVENUE		-180,000	-180,000	-217,814.80	-500.00	.00	37,814.80	121.0%

YEAR-TO-DATE BUDGET REPORT

FOR 2026 09

ACCOUNTS FOR: 100 General		ORIGINAL APPROP	REVISED BUDGET	YTD ACTUAL	MTD ACTUAL	ENCUMBRANCES	AVAILABLE BUDGET	PCT USE/COL
10024101 FIRE ADMINISTRATIVE								
10024101 5100	SALARIES	442,700	445,600	318,428.47	34,349.45	.00	127,171.53	71.5%
10024101 5111	HEALTH INSURANCE	54,000	54,000	38,155.81	4,146.18	.00	15,844.19	70.7%
10024101 5112	KP&F-CITY SHARE	91,900	94,850	69,206.66	7,324.58	.00	25,643.34	73.0%
10024101 5113	KPERS-CITY SHARE	5,250	5,400	3,115.19	405.63	.00	2,284.81	57.7%
10024101 5114	SOCIAL SECURITY-CITY	33,150	33,300	21,999.83	2,369.70	.00	11,300.17	66.1%
10024101 5115	UNEMPLOYMENT COMPENS	450	450	318.44	34.35	.00	131.56	70.8%
10024101 5116	WORKERS COMPENSATION	6,250	6,250	6,250.00	.00	.00	.00	100.0%
10024101 5206	ADVERTISING & HIRING	2,000	2,000	1,846.06	435.56	.00	153.94	92.3%
10024101 5208	RECRUITING EXPENSE	2,500	2,500	1,490.00	390.00	.00	1,010.00	59.6%
10024101 5215	ASSOCIATION DUES	4,900	4,900	1,735.88	.00	.00	3,164.12	35.4%
10024101 5402	INSURANCE-VEHICLES	66,600	51,450	51,450.00	.00	.00	.00	100.0%
10024101 5441	MAINTENANCE CONTRACT	117,850	119,350	88,636.46	7,372.53	.00	30,713.54	74.3%
10024101 5471	REPAIR-BUILDINGS	39,750	39,750	73,860.53	238.00	.00	-34,110.53	185.8%*
10024101 5483	REPAIR-VEHICLE	0	5,000	2,155.85	1,507.92	.00	2,844.15	43.1%
10024101 5531	SUBSCRIPTIONS	1,650	5,000	6,080.98	.00	.00	-1,080.98	121.6%*
10024101 5561	TRAINING-EDUCATION	5,950	7,550	8,907.94	982.56	.00	-1,357.94	118.0%*
10024101 5571	TRAVEL EXPENSE	5,950	5,950	7,226.12	308.54	.00	-1,276.12	121.4%*
10024101 5576	TELEPHONE	4,950	4,950	3,609.90	420.23	.00	1,340.10	72.9%
10024101 5586	UTILITIES-GAS	12,450	12,450	6,345.24	223.87	.00	6,104.76	51.0%
10024101 5715	MISCELLANEOUS	6,450	6,450	5,162.49	1,716.27	.00	1,287.51	80.0%

YEAR-TO-DATE BUDGET REPORT

FOR 2026 09

ACCOUNTS FOR: 100 General		ORIGINAL APPROP	REVISED BUDGET	YTD ACTUAL	MTD ACTUAL	ENCUMBRANCES	AVAILABLE BUDGET	PCT USE/COL
10024101 5811	SUPPLIES-OFFICE	4,000	4,000	3,660.85	140.75	.00	339.15	91.5%
10024101 5829	SUPPLIES-COMM RISK R	5,950	5,950	3,367.72	1,920.36	.00	2,582.28	56.6%
10024101 6511	NEW EQUIPMENT-OFFICE	0	0	449.98	.00	.00	-449.98	100.0%*
TOTAL FIRE ADMINISTRATIVE		914,650	917,100	723,460.40	64,286.48	.00	193,639.60	78.9%

YEAR-TO-DATE BUDGET REPORT

FOR 2026 09

ACCOUNTS FOR: 100 General		ORIGINAL APPROP	REVISED BUDGET	YTD ACTUAL	MTD ACTUAL	ENCUMBRANCES	AVAILABLE BUDGET	PCT USE/COL
10024102 FIRE OPERATIONS								
10024102 5100	SALARIES	3,603,250	3,630,700	2,429,122.63	262,483.76	.00	1,201,577.37	66.9%
10024102 5111	HEALTH INSURANCE	540,000	540,000	345,752.67	37,753.48	.00	194,247.33	64.0%
10024102 5112	KP&F-CITY SHARE	864,950	885,900	576,809.94	62,698.46	.00	309,090.06	65.1%
10024102 5114	SOCIAL SECURITY-CITY	275,650	276,250	173,146.61	18,706.25	.00	103,103.39	62.7%
10024102 5115	UNEMPLOYMENT COMPENS	3,650	3,700	2,429.22	262.46	.00	1,270.78	65.7%
10024102 5116	WORKERS COMPENSATION	62,500	62,500	62,500.00	.00	.00	.00	100.0%
10024102 5448	PHYSICAL EXAMS	21,850	25,000	3,091.08	.00	.00	21,908.92	12.4%
10024102 5474	REPAIR-EQUIPMENT	11,950	11,950	8,768.07	1,249.70	.00	3,181.93	73.4%
10024102 5480	REPAIR-RADIOS	7,650	7,650	7,679.40	688.75	.00	-29.40	100.4%*
10024102 5483	REPAIR-VEHICLE	127,500	122,500	103,729.37	12,033.04	.00	18,770.63	84.7%
10024102 5561	TRAINING-EDUCATION	36,800	30,000	27,018.85	645.00	.00	2,981.15	90.1%
10024102 5571	TRAVEL EXPENSE	29,850	29,850	19,308.30	3,845.84	.00	10,541.70	64.7%
10024102 5581	UNIFORM EXPENSE	38,300	38,300	22,028.69	4,016.33	.00	16,271.31	57.5%
10024102 5645	GAS-OIL-DIESEL	40,550	40,550	42,207.60	8,214.63	.00	-1,657.60	104.1%*
10024102 5658	MATERIAL-FIRE FIGHTI	8,150	8,150	4,890.00	.00	.00	3,260.00	60.0%
10024102 5715	MISCELLANEOUS	4,000	4,000	4,968.85	1,282.15	.00	-968.85	124.2%*
10024102 5812	SUPPLIES-OPERATIONS	25,850	25,850	22,741.99	2,545.08	.00	3,108.01	88.0%
10024102 5826	SUPPLIES-SPECIAL OPE	29,850	29,850	6,343.95	2,011.90	.00	23,506.05	21.3%
10024102 5828	SUPPLIES-EMS	6,650	6,650	2,798.04	.00	.00	3,851.96	42.1%
10024102 6511	NEW EQUIPMENT-OFFICE	3,600	3,600	3,605.58	.00	.00	-5.58	100.2%*

YEAR-TO-DATE BUDGET REPORT

FOR 2026 09

ACCOUNTS FOR: 100 General		ORIGINAL APPROP	REVISED BUDGET	YTD ACTUAL	MTD ACTUAL	ENCUMBRANCES	AVAILABLE BUDGET	PCT USE/COL
10024102 6514	NEW EQUIPMENT-VEHICL	291,250	302,320	273,540.34	3,127.23	.00	28,779.66	90.5%
10024102 6520	NEW EQUIPMENT-OTHER	89,500	84,500	56,497.46	3,111.24	.00	28,002.54	66.9%
10024102 6535	NEW EQUIPMENT-PPE	82,250	72,250	57,200.09	14,215.47	.00	15,049.91	79.2%
TOTAL FIRE OPERATIONS		6,205,550	6,242,020	4,256,178.73	438,890.77	.00	1,985,841.27	68.2%

YEAR-TO-DATE BUDGET REPORT

FOR 2026 09

ACCOUNTS FOR: 100 General		ORIGINAL APPROP	REVISED BUDGET	YTD ACTUAL	MTD ACTUAL	ENCUMBRANCES	AVAILABLE BUDGET	PCT USE/COL
10031100 PARKS REVENUE								
10031100 3120	CEMETERY SPACES	-84,000	-84,000	-78,826.00	-725.00	.00	-5,174.00	93.8%*
10031100 3405	FEES-GRAVE OPENINGS	-70,000	-70,000	-52,600.00	-1,800.00	.00	-17,400.00	75.1%*
10031100 3406	FEES-MONUMENT SETTIN	-3,000	-3,000	-2,875.00	.00	.00	-125.00	95.8%*
10031100 3803	MISCELLANEOUS-CEMETE	-1,500	-1,500	-62,462.44	-396.91	.00	60,962.44	4164.2%
TOTAL PARKS REVENUE		-158,500	-158,500	-196,763.44	-2,921.91	.00	38,263.44	124.1%

YEAR-TO-DATE BUDGET REPORT

FOR 2026 09

ACCOUNTS FOR: 100 General		ORIGINAL APPROP	REVISED BUDGET	YTD ACTUAL	MTD ACTUAL	ENCUMBRANCES	AVAILABLE BUDGET	PCT USE/COL
10031311 PARKS								
10031311 5100	SALARIES	1,009,700	1,001,500	644,520.28	71,992.55	.00	356,979.72	64.4%
10031311 5111	HEALTH INSURANCE	216,000	216,000	128,210.53	14,522.03	.00	87,789.47	59.4%
10031311 5113	KPERS-CITY SHARE	106,950	102,300	66,998.05	7,526.93	.00	35,301.95	65.5%
10031311 5114	SOCIAL SECURITY-CITY	77,250	76,700	45,894.07	5,159.29	.00	30,805.93	59.8%
10031311 5115	UNEMPLOYMENT COMPENS	1,000	1,050	644.48	71.96	.00	405.52	61.4%
10031311 5116	WORKERS COMPENSATION	25,000	25,000	25,000.00	.00	.00	.00	100.0%
10031311 5206	ADVERTISING & HIRING	750	750	707.22	52.92	.00	42.78	94.3%
10031311 5215	ASSOCIATION DUES	300	650	239.00	.00	.00	411.00	36.8%
10031311 5441	MAINTENANCE CONTRACT	24,000	26,150	25,306.90	63.89	.00	843.10	96.8%
10031311 5444	DEPOT MAINTENANCE &	11,950	10,500	7,283.22	23.93	.00	3,216.78	69.4%
10031311 5471	REPAIR-BUILDINGS	20,900	29,000	20,248.08	2,583.58	.00	8,751.92	69.8%
10031311 5474	REPAIR-EQUIPMENT	15,900	15,900	16,966.72	4,217.27	.00	-1,066.72	106.7%*
10031311 5475	REPAIR-GROUNDS	99,450	179,300	56,752.96	15,492.08	.00	122,547.04	31.7%
10031311 5476	REPAIR-WELCOME SIGNS	1,000	1,000	.00	.00	.00	1,000.00	.0%
10031311 5480	REPAIR-RADIOS	3,000	3,000	1,759.52	.00	.00	1,240.48	58.7%
10031311 5483	REPAIR-VEHICLE	10,450	10,450	16,062.37	2,023.76	.00	-5,612.37	153.7%*
10031311 5531	SUBSCRIPTIONS	300	150	460.88	69.99	.00	-310.88	307.3%*
10031311 5561	TRAINING-EDUCATION	4,950	3,750	1,620.00	.00	.00	2,130.00	43.2%
10031311 5571	TRAVEL EXPENSE	5,450	8,200	2,642.28	1,345.70	.00	5,557.72	32.2%
10031311 5575	TREE TRIMMING	49,700	49,700	18,575.00	4,100.00	.00	31,125.00	37.4%

YEAR-TO-DATE BUDGET REPORT

FOR 2026 09

ACCOUNTS FOR: 100 General		ORIGINAL APPROP	REVISED BUDGET	YTD ACTUAL	MTD ACTUAL	ENCUMBRANCES	AVAILABLE BUDGET	PCT USE/COL
10031311 5576	TELEPHONE	1,200	1,000	1,226.62	144.49	.00	-226.62	122.7%*
10031311 5581	UNIFORM EXPENSE	5,950	6,200	3,044.58	484.71	.00	3,155.42	49.1%
10031311 5585	UTILITIES-ELECTRIC	2,000	0	.00	.00	.00	.00	.0%
10031311 5586	UTILITIES-GAS	16,400	13,800	9,227.50	162.88	.00	4,572.50	66.9%
10031311 5634	FERTILIZER	13,900	18,800	13,570.96	698.10	.00	5,229.04	72.2%
10031311 5645	GAS-OIL-DIESEL	27,850	26,300	21,633.86	4,154.93	.00	4,666.14	82.3%
10031311 5715	MISCELLANEOUS	1,000	1,000	2,235.72	1,185.69	.00	-1,235.72	223.6%*
10031311 5811	SUPPLIES-OFFICE	3,000	3,000	1,623.00	590.99	.00	1,377.00	54.1%
10031311 5812	SUPPLIES-OPERATIONS	19,900	28,850	21,567.68	2,628.20	.00	7,282.32	74.8%
10031311 5861	TREES-SHRUBS-SEED	17,900	19,900	5,411.93	.00	.00	14,488.07	27.2%
10031311 6249	TREE LOAN EXPENSES	2,000	4,000	.00	.00	.00	4,000.00	.0%
10031311 6321	LANDSCAPING	11,950	35,000	19,418.38	.00	.00	15,581.62	55.5%
10031311 6511	NEW EQUIPMENT-OFFICE	3,000	3,000	74.76	.00	.00	2,925.24	2.5%
10031311 6514	NEW EQUIPMENT-VEHICL	8,950	9,000	6,703.47	744.83	.00	2,296.53	74.5%
10031311 6515	NEW EQUIPMENT-PARKS	39,750	50,000	.00	.00	.00	50,000.00	.0%
10031311 6520	NEW EQUIPMENT-OTHER	82,550	86,450	85,986.78	12,015.25	.00	463.22	99.5%
TOTAL PARKS		1,941,300	2,067,350	1,271,616.80	152,055.95	.00	795,733.20	61.5%

YEAR-TO-DATE BUDGET REPORT

FOR 2026 09

ACCOUNTS FOR: 100 General		ORIGINAL APPROP	REVISED BUDGET	YTD ACTUAL	MTD ACTUAL	ENCUMBRANCES	AVAILABLE BUDGET	PCT USE/COL
10031321 PARKS CEMETERY								
10031321 5100	SALARIES	383,100	389,900	246,692.74	25,814.80	.00	143,207.26	63.3%
10031321 5111	HEALTH INSURANCE	75,600	75,600	37,302.11	3,317.96	.00	38,297.89	49.3%
10031321 5113	KPERS-CITY SHARE	40,600	37,200	24,505.34	2,733.79	.00	12,694.66	65.9%
10031321 5114	SOCIAL SECURITY-CITY	29,400	29,800	17,995.26	1,870.36	.00	11,804.74	60.4%
10031321 5115	UNEMPLOYMENT COMPENS	400	400	246.77	25.82	.00	153.23	61.7%
10031321 5116	WORKERS COMPENSATION	8,750	8,750	8,750.00	.00	.00	.00	100.0%
10031321 5206	ADVERTISING & HIRING	500	500	212.80	.00	.00	287.20	42.6%
10031321 5215	ASSOCIATION DUES	100	150	.00	.00	.00	150.00	.0%
10031321 5223	BANK & CREDIT CARD C	1,100	1,100	1,527.74	203.83	.00	-427.74	138.9%*
10031321 5401	INSURANCE-PROPERTY	9,550	7,350	7,350.00	.00	.00	.00	100.0%
10031321 5435	LICENSE RENEWAL	12,450	0	.00	.00	.00	.00	.0%
10031321 5441	MAINTENANCE CONTRACT	0	17,850	16,800.00	.00	.00	1,050.00	94.1%
10031321 5471	REPAIR-BUILDINGS	6,950	6,950	1,983.41	.00	.00	4,966.59	28.5%
10031321 5474	REPAIR-EQUIPMENT	17,900	17,900	5,350.98	465.56	.00	12,549.02	29.9%
10031321 5475	REPAIR-GROUNDS	4,950	20,000	5,817.78	.00	.00	14,182.22	29.1%
10031321 5480	REPAIR-RADIOS	1,500	1,000	.00	.00	.00	1,000.00	.0%
10031321 5483	REPAIR-VEHICLE	6,450	6,450	2,229.11	53.00	.00	4,220.89	34.6%
10031321 5514	REPURCHASE SPACES	2,000	2,000	1,625.00	.00	.00	375.00	81.3%
10031321 5531	SUBSCRIPTIONS	0	150	.00	.00	.00	150.00	.0%
10031321 5561	TRAINING-EDUCATION	1,000	1,100	200.00	.00	.00	900.00	18.2%

YEAR-TO-DATE BUDGET REPORT

FOR 2026 09

ACCOUNTS FOR: 100 General		ORIGINAL APPROP	REVISED BUDGET	YTD ACTUAL	MTD ACTUAL	ENCUMBRANCES	AVAILABLE BUDGET	PCT USE/COL
10031321 5571	TRAVEL EXPENSE	2,500	1,750	.00	.00	.00	1,750.00	.0%
10031321 5575	TREE TRIMMING	14,900	0	.00	.00	.00	.00	.0%
10031321 5576	TELEPHONE	750	750	760.85	84.43	.00	-10.85	101.4%*
10031321 5581	UNIFORM EXPENSE	2,500	3,200	1,566.16	189.29	.00	1,633.84	48.9%
10031321 5585	UTILITIES-ELECTRIC	1,000	1,000	496.13	81.43	.00	503.87	49.6%
10031321 5586	UTILITIES-GAS	4,000	4,000	2,129.35	34.72	.00	1,870.65	53.2%
10031321 5634	FERTILIZER	4,950	4,950	.00	.00	.00	4,950.00	.0%
10031321 5641	CEMETERY MARKERS	9,450	9,450	10,417.25	20.00	.00	-967.25	110.2%*
10031321 5645	GAS-OIL-DIESEL	13,900	14,000	11,837.85	3,314.55	.00	2,162.15	84.6%
10031321 5715	MISCELLANEOUS	500	500	811.03	32.97	.00	-311.03	162.2%*
10031321 5811	SUPPLIES-OFFICE	2,500	2,100	2,180.53	182.33	.00	-80.53	103.8%*
10031321 5812	SUPPLIES-OPERATIONS	9,950	16,820	10,085.48	482.19	.00	6,734.52	60.0%
10031321 5861	TREES-SHRUBS-SEED	2,500	1,000	329.43	.00	.00	670.57	32.9%
10031321 6511	NEW EQUIPMENT-OFFICE	3,000	3,000	2,727.90	.00	.00	272.10	90.9%
10031321 6514	NEW EQUIPMENT-VEHICL	8,950	9,000	5,370.28	744.83	.00	3,629.72	59.7%
10031321 6520	NEW EQUIPMENT-OTHER	4,950	15,500	8,782.00	.00	.00	6,718.00	56.7%
TOTAL PARKS CEMETERY		688,600	711,170	436,083.28	39,651.86	.00	275,086.72	61.3%

YEAR-TO-DATE BUDGET REPORT

FOR 2026 09

ACCOUNTS FOR: 100 General		ORIGINAL APPROP	REVISED BUDGET	YTD ACTUAL	MTD ACTUAL	ENCUMBRANCES	AVAILABLE BUDGET	PCT USE/COL
10033100 ZOO REVENUE								
10033100 3404	FEES-GATE RECEIPTS	-25,000	-33,300	-28,610.00	-2,060.00	.00	-4,690.00	85.9%*
10033100 3806	MISCELLANEOUS-PARK &	0	0	-401.54	.00	.00	401.54	100.0%
TOTAL ZOO REVENUE		-25,000	-33,300	-29,011.54	-2,060.00	.00	-4,288.46	87.1%

YEAR-TO-DATE BUDGET REPORT

FOR 2026 09

ACCOUNTS FOR: 100 General		ORIGINAL APPROP	REVISED BUDGET	YTD ACTUAL	MTD ACTUAL	ENCUMBRANCES	AVAILABLE BUDGET	PCT USE/COL
10033101 ZOO ADMINISTRATIVE								
10033101 5100	SALARIES	447,200	449,900	318,629.03	30,174.48	.00	131,270.97	70.8%
10033101 5111	HEALTH INSURANCE	75,600	75,600	38,181.94	3,321.06	.00	37,418.06	50.5%
10033101 5113	KPERS-CITY SHARE	47,350	44,500	30,490.38	2,866.40	.00	14,009.62	68.5%
10033101 5114	SOCIAL SECURITY-CITY	34,250	33,500	23,509.53	2,224.53	.00	9,990.47	70.2%
10033101 5115	UNEMPLOYMENT COMPENS	450	450	318.74	30.20	.00	131.26	70.8%
10033101 5116	WORKERS COMPENSATION	8,750	8,750	8,750.00	.00	.00	.00	100.0%
10033101 5206	ADVERTISING & HIRING	4,750	5,000	3,489.61	72.70	.00	1,510.39	69.8%
10033101 5215	ASSOCIATION DUES	18,600	17,650	95.00	.00	.00	17,555.00	.5%
10033101 5402	INSURANCE-VEHICLES	28,600	22,050	22,050.00	.00	.00	.00	100.0%
10033101 5441	MAINTENANCE CONTRACT	46,750	47,500	35,415.46	3,843.47	.00	12,084.54	74.6%
10033101 5474	REPAIR-EQUIPMENT	850	850	.00	.00	.00	850.00	.0%
10033101 5483	REPAIR-VEHICLE	850	850	46.51	.00	.00	803.49	5.5%
10033101 5531	SUBSCRIPTIONS	2,850	2,850	3,062.23	.00	.00	-212.23	107.4%*
10033101 5561	TRAINING-EDUCATION	4,200	4,200	2,941.03	100.00	.00	1,258.97	70.0%
10033101 5571	TRAVEL EXPENSE	13,400	13,400	5,959.10	834.60	.00	7,440.90	44.5%
10033101 5576	TELEPHONE	8,100	8,500	6,043.59	.00	.00	2,456.41	71.1%
10033101 5586	UTILITIES-GAS	34,800	30,000	21,699.15	.00	.00	8,300.85	72.3%
10033101 5645	GAS-OIL-DIESEL	450	500	591.23	261.07	.00	-91.23	118.2%*
10033101 5715	MISCELLANEOUS	1,000	1,000	251.41	.00	.00	748.59	25.1%
10033101 5811	SUPPLIES-OFFICE	5,050	5,050	2,432.09	185.26	.00	2,617.91	48.2%

YEAR-TO-DATE BUDGET REPORT

FOR 2026 09

ACCOUNTS FOR: 100 General		ORIGINAL APPROP	REVISED BUDGET	YTD ACTUAL	MTD ACTUAL	ENCUMBRANCES	AVAILABLE BUDGET	PCT USE/COL
10033101 5820	SUPPLIES-PUBLIC EDUC	4,950	4,950	2,826.14	.00	.00	2,123.86	57.1%
10033101 6511	NEW EQUIPMENT-OFFICE	17,900	17,900	.00	.00	.00	17,900.00	.0%
TOTAL ZOO ADMINISTRATIVE		806,700	794,950	526,782.17	43,913.77	.00	268,167.83	66.3%

YEAR-TO-DATE BUDGET REPORT

FOR 2026 09

ACCOUNTS FOR: 100 General		ORIGINAL APPROP	REVISED BUDGET	YTD ACTUAL	MTD ACTUAL	ENCUMBRANCES	AVAILABLE BUDGET	PCT USE/COL
10033103 ZOO MAINTENANCE								
10033103 5100	SALARIES	382,050	397,400	270,152.68	28,926.25	.00	127,247.32	68.0%
10033103 5111	HEALTH INSURANCE	75,600	75,600	53,082.28	4,971.98	.00	22,517.72	70.2%
10033103 5113	KPERS-CITY SHARE	38,100	39,600	26,719.97	2,610.27	.00	12,880.03	67.5%
10033103 5114	SOCIAL SECURITY-CITY	29,800	30,350	18,731.59	2,025.83	.00	11,618.41	61.7%
10033103 5115	UNEMPLOYMENT COMPENS	400	400	270.21	28.93	.00	129.79	67.6%
10033103 5116	WORKERS COMPENSATION	8,750	8,750	8,750.00	.00	.00	.00	100.0%
10033103 5215	ASSOCIATION DUES	95	95	.00	.00	.00	95.00	.0%
10033103 5471	REPAIR-BUILDINGS	14,000	14,000	10,699.12	5,349.27	.00	3,300.88	76.4%
10033103 5474	REPAIR-EQUIPMENT	13,000	13,000	12,667.65	745.22	.00	332.35	97.4%
10033103 5475	REPAIR-GROUNDS	26,000	26,000	20,734.95	559.32	.00	5,265.05	79.7%
10033103 5480	REPAIR-RADIOS	600	600	209.93	.00	.00	390.07	35.0%
10033103 5483	REPAIR-VEHICLE	1,000	1,000	4,589.38	-6.72	.00	-3,589.38	458.9%*
10033103 5561	TRAINING-EDUCATION	1,000	1,000	445.00	20.00	.00	555.00	44.5%
10033103 5571	TRAVEL EXPENSE	3,000	3,000	112.95	.00	.00	2,887.05	3.8%
10033103 5575	TREE TRIMMING	15,000	15,000	15,150.00	.00	.00	-150.00	101.0%*
10033103 5645	GAS-OIL-DIESEL	8,500	9,750	7,200.99	76.03	.00	2,549.01	73.9%
10033103 5715	MISCELLANEOUS	50	50	.00	.00	.00	50.00	.0%
10033103 5812	SUPPLIES-OPERATIONS	23,300	26,450	26,955.21	1,397.73	.00	-505.21	101.9%*
10033103 6321	LANDSCAPING	13,660	16,000	10,744.99	.00	.00	5,255.01	67.2%
10033103 6520	NEW EQUIPMENT-OTHER	25,700	22,550	22,044.59	.00	.00	505.41	97.8%

YEAR-TO-DATE BUDGET REPORT

FOR 2026 09

ACCOUNTS FOR: 100 General		ORIGINAL APPROP	REVISED BUDGET	YTD ACTUAL	MTD ACTUAL	ENCUMBRANCES	AVAILABLE BUDGET	PCT USE/COL
10033103 6533	NEW EQUIPMENT-ZOO	0	0	1,467.75	.00	.00	-1,467.75	100.0%*
10033103 6561	ZOO IMPROVEMENT	93,700	93,700	.00	.00	.00	93,700.00	.0%
TOTAL ZOO MAINTENANCE		773,305	794,295	510,729.24	46,704.11	.00	283,565.76	64.3%

YEAR-TO-DATE BUDGET REPORT

FOR 2026 09

ACCOUNTS FOR: 100 General		ORIGINAL APPROP	REVISED BUDGET	YTD ACTUAL	MTD ACTUAL	ENCUMBRANCES	AVAILABLE BUDGET	PCT USE/COL
10033331 ZOO ANIMAL CARE								
10033331 5100	SALARIES	925,750	888,400	630,488.44	71,028.42	.00	257,911.56	71.0%
10033331 5111	HEALTH INSURANCE	205,200	205,200	99,536.38	10,782.25	.00	105,663.62	48.5%
10033331 5113	KPERS-CITY SHARE	95,350	92,750	64,028.20	6,844.51	.00	28,721.80	69.0%
10033331 5114	SOCIAL SECURITY-CITY	70,800	67,700	47,312.54	5,337.67	.00	20,387.46	69.9%
10033331 5115	UNEMPLOYMENT COMPENS	950	950	630.50	71.04	.00	319.50	66.4%
10033331 5116	WORKERS COMPENSATION	23,750	23,750	23,750.00	.00	.00	.00	100.0%
10033331 5215	ASSOCIATION DUES	4,600	4,650	.00	.00	.00	4,650.00	.0%
10033331 5471	REPAIR-BUILDINGS	28,350	32,000	23,380.90	2,720.67	.00	8,619.10	73.1%
10033331 5474	REPAIR-EQUIPMENT	14,300	26,400	7,920.65	5,700.00	.00	18,479.35	30.0%
10033331 5480	REPAIR-RADIOS	850	850	1,019.92	.00	.00	-169.92	120.0%*
10033331 5483	REPAIR-VEHICLE	4,000	4,000	965.88	.00	.00	3,034.12	24.1%
10033331 5531	SUBSCRIPTIONS	110	150	.00	.00	.00	150.00	.0%
10033331 5561	TRAINING-EDUCATION	6,950	7,250	5,780.00	160.00	.00	1,470.00	79.7%
10033331 5571	TRAVEL EXPENSE	12,450	12,500	5,817.40	1,367.69	.00	6,682.60	46.5%
10033331 5645	GAS-OIL-DIESEL	3,550	3,050	2,367.08	350.70	.00	682.92	77.6%
10033331 5715	MISCELLANEOUS	100	100	.00	.00	.00	100.00	.0%
10033331 5812	SUPPLIES-OPERATIONS	35,800	35,800	14,416.82	2,258.68	.00	21,383.18	40.3%
10033331 6520	NEW EQUIPMENT-OTHER	8,050	5,150	5,127.74	.00	.00	22.26	99.6%
10033331 6582	ANIMAL TRANSPORT COS	14,900	14,900	4,126.37	.00	.00	10,773.63	27.7%
10033331 6671	ZOO BUILDING & GROUN	28,200	5,800	.00	.00	.00	5,800.00	.0%

YEAR-TO-DATE BUDGET REPORT

FOR 2026 09

ACCOUNTS FOR: 100 General	ORIGINAL APPROP	REVISED BUDGET	YTD ACTUAL	MTD ACTUAL	ENCUMBRANCES	AVAILABLE BUDGET	PCT USE/COL
TOTAL ZOO ANIMAL CARE	1,484,010	1,431,350	936,668.82	106,621.63	.00	494,681.18	65.4%

YEAR-TO-DATE BUDGET REPORT

FOR 2026 09

ACCOUNTS FOR: 100 General		ORIGINAL APPROP	REVISED BUDGET	YTD ACTUAL	MTD ACTUAL	ENCUMBRANCES	AVAILABLE BUDGET	PCT USE/COL
10033332 ZOO ANIMAL HEALTH & NUTRITION								
10033332 5100	SALARIES	173,800	172,150	122,665.57	13,621.44	.00	49,484.43	71.3%
10033332 5111	HEALTH INSURANCE	21,600	21,600	10,366.41	1,659.36	.00	11,233.59	48.0%
10033332 5113	KPERS-CITY SHARE	18,500	15,850	11,192.17	1,224.57	.00	4,657.83	70.6%
10033332 5114	SOCIAL SECURITY-CITY	13,350	13,200	9,175.09	1,001.44	.00	4,024.91	69.5%
10033332 5115	UNEMPLOYMENT COMPENS	200	200	122.64	13.62	.00	77.36	61.3%
10033332 5116	WORKERS COMPENSATION	2,500	2,500	2,500.00	.00	.00	.00	100.0%
10033332 5215	ASSOCIATION DUES	850	950	322.00	.00	.00	628.00	33.9%
10033332 5283	CONTRACTED-VET SERVI	9,950	9,950	380.15	.00	.00	9,569.85	3.8%
10033332 5471	REPAIR-BUILDINGS	4,000	4,000	.00	.00	.00	4,000.00	.0%
10033332 5474	REPAIR-EQUIPMENT	9,950	10,000	5,289.75	125.00	.00	4,710.25	52.9%
10033332 5480	REPAIR-RADIOS	250	250	.00	.00	.00	250.00	.0%
10033332 5483	REPAIR-VEHICLE	1,000	1,000	692.48	.00	.00	307.52	69.2%
10033332 5561	TRAINING-EDUCATION	2,100	2,100	1,845.00	.00	.00	255.00	87.9%
10033332 5571	TRAVEL EXPENSE	3,500	3,500	1,826.32	1,226.00	.00	1,673.68	52.2%
10033332 5593	VET & MEDICAL EXPENS	58,850	58,850	58,370.71	5,189.55	.00	479.29	99.2%
10033332 5631	ANIMAL FEED	204,250	192,000	106,526.98	9,226.27	.00	85,473.02	55.5%
10033332 5645	GAS-OIL-DIESEL	600	350	342.83	55.35	.00	7.17	98.0%
10033332 5812	SUPPLIES-OPERATIONS	4,450	4,450	1,638.84	171.52	.00	2,811.16	36.8%
10033332 6520	NEW EQUIPMENT-OTHER	14,900	23,900	19,672.03	4,764.56	.00	4,227.97	82.3%
TOTAL ZOO ANIMAL HEALTH & NUTRITI		544,600	536,800	352,928.97	38,278.68	.00	183,871.03	65.7%

YEAR-TO-DATE BUDGET REPORT

FOR 2026 09

ACCOUNTS FOR: 100 General		ORIGINAL APPROP	REVISED BUDGET	YTD ACTUAL	MTD ACTUAL	ENCUMBRANCES	AVAILABLE BUDGET	PCT USE/COL
10035100 RECREATION REVENUE								
10035100 3150	SALES	-75,000	-60,000	-24,893.44	-3,194.49	.00	-35,106.56	41.5%*
10035100 3151	INCOME-RENTAL	-40,000	-40,000	-23,095.00	-2,360.00	.00	-16,905.00	57.7%*
10035100 3152	INCOME-PHOTO	-35,000	-35,000	-25,157.62	-7,186.94	.00	-9,842.38	71.9%*
10035100 3153	SPONSORSHIP-ATHLETIC	-30,000	-30,000	-12,525.00	-600.00	.00	-17,475.00	41.8%*
10035100 3154	SPONSORSHIP-FITNESS	-10,000	-3,000	-2,000.00	.00	.00	-1,000.00	66.7%*
10035100 3155	COLLECTIONS-VENDING	-45,000	-45,000	-24,902.67	-2,742.73	.00	-20,097.33	55.3%*
10035100 3156	SPONSORSHIP-ARTS	-5,000	-5,000	-6,700.00	-500.00	.00	1,700.00	134.0%
10035100 3160	IDENTIFIED LONG/SHOR	0	0	238.40	.00	.00	-238.40	100.0%*
10035100 3161	UNIDENTIFIED LONG/SH	0	0	535.81	5.00	.00	-535.81	100.0%*
10035100 3427	FEES-ATHLETICS	-425,000	-425,000	-260,995.11	-29,875.00	.00	-164,004.89	61.4%*
10035100 3428	FEES-ARTS	-25,000	-28,000	-28,398.50	-2,225.00	.00	398.50	101.4%
10035100 3429	FEES-FITNESS	-465,000	-485,000	-353,863.82	-30,099.50	.00	-131,136.18	73.0%*
10035100 3451	GARDEN RAPIDS-ADMISS	-130,000	-130,000	-206,480.00	.00	.00	76,480.00	158.8%
10035100 3452	GARDEN RAPIDS-CONCES	-110,000	-115,000	-113,253.77	.00	.00	-1,746.23	98.5%*
10035100 3453	GARDEN RAPIDS-EVENTS	-12,000	-20,000	-19,379.50	.00	.00	-620.50	96.9%*
10035100 3454	GARDEN RAPIDS-LESSON	-18,500	-22,000	-17,006.50	.00	.00	-4,993.50	77.3%*
10035100 3455	GARDEN RAPIDS-RENTAL	-25,000	-15,000	-30,432.00	.00	.00	15,432.00	202.9%
10035100 3673	SALES TAX - GC REC T	-500	-500	-398.56	-54.50	.00	-101.44	79.7%*
10035100 3675	SALES TAX - RECREATI	-20,400	-27,000	-18,550.90	-1,283.11	.00	-8,449.10	68.7%*
10035100 3812	MISCELLANEOUS - RECR	-2,500	0	-750.00	-750.00	.00	750.00	100.0%

YEAR-TO-DATE BUDGET REPORT

FOR 2026 09

ACCOUNTS FOR: 100 General	ORIGINAL APPROP	REVISED BUDGET	YTD ACTUAL	MTD ACTUAL	ENCUMBRANCES	AVAILABLE BUDGET	PCT USE/COL
TOTAL RECREATION REVENUE	-1,473,900	-1,485,500	-1,168,008.18	-80,866.27	.00	-317,491.82	78.6%

YEAR-TO-DATE BUDGET REPORT

FOR 2026 09

ACCOUNTS FOR: 100 General		ORIGINAL APPROP	REVISED BUDGET	YTD ACTUAL	MTD ACTUAL	ENCUMBRANCES	AVAILABLE BUDGET	PCT USE/COL
10035102 RECREATION OPERATIONS								
10035102 5100	SALARIES	521,050	662,200	478,980.40	46,118.50	.00	183,219.60	72.3%
10035102 5111	HEALTH INSURANCE	86,400	129,600	52,993.42	5,383.93	.00	76,606.58	40.9%
10035102 5113	KPERS-CITY SHARE	55,250	70,900	49,886.18	4,812.97	.00	21,013.82	70.4%
10035102 5114	SOCIAL SECURITY-CITY	36,450	50,750	34,510.80	3,276.47	.00	16,239.20	68.0%
10035102 5115	UNEMPLOYMENT COMPENS	500	700	479.01	46.13	.00	220.99	68.4%
10035102 5116	WORKERS COMPENSATION	10,000	15,000	10,000.00	.00	.00	5,000.00	66.7%
10035102 5206	ADVERTISING & HIRING	29,850	30,220	14,536.05	3,416.84	.00	15,683.95	48.1%
10035102 5215	ASSOCIATION DUES	2,500	2,500	478.00	100.00	.00	2,022.00	19.1%
10035102 5223	BANK & CREDIT CARD C	32,550	38,000	30,251.98	3,602.13	.00	7,748.02	79.6%
10035102 5224	VENDING MACHINE FEES	4,000	2,500	2,447.24	281.76	.00	52.76	97.9%
10035102 5401	INSURANCE-PROPERTY	45,500	35,100	35,100.00	.00	.00	.00	100.0%
10035102 5402	INSURANCE-VEHICLES	19,550	15,050	15,050.00	.00	.00	.00	100.0%
10035102 5431	INTERNET CONNECTION	5,450	5,900	5,615.89	680.35	.00	284.11	95.2%
10035102 5435	LICENSE RENEWAL	32,800	2,000	1,375.00	.00	.00	625.00	68.8%
10035102 5468	RENTAL AGREEMENT	500	500	500.00	.00	.00	.00	100.0%
10035102 5471	REPAIR-BUILDINGS	29,850	32,050	25,866.95	6,852.30	.00	6,183.05	80.7%
10035102 5474	REPAIR-EQUIPMENT	2,000	1,500	8.84	.00	.00	1,491.16	.6%
10035102 5516	SHIPPING COSTS	250	0	.00	.00	.00	.00	.0%
10035102 5531	SUBSCRIPTIONS	1,000	5,900	8,899.80	.00	.00	-2,999.80	150.8%*
10035102 5541	TAX-STATE SALES	19,900	27,000	19,967.70	1,991.54	.00	7,032.30	74.0%

YEAR-TO-DATE BUDGET REPORT

FOR 2026 09

ACCOUNTS FOR: 100 General		ORIGINAL APPROP	REVISED BUDGET	YTD ACTUAL	MTD ACTUAL	ENCUMBRANCES	AVAILABLE BUDGET	PCT USE/COL
10035102 5561	TRAINING-EDUCATION	7,950	7,100	1,420.00	.00	.00	5,680.00	20.0%
10035102 5571	TRAVEL EXPENSE	9,950	7,450	4,580.27	1,463.46	.00	2,869.73	61.5%
10035102 5586	UTILITIES-GAS	8,450	2,750	4,384.93	105.45	.00	-1,634.93	159.5%*
10035102 5645	GAS-OIL-DIESEL	5,050	1,500	2,161.55	352.55	.00	-661.55	144.1%*
10035102 5711	MEETINGS, MEALS EXPE	2,500	2,500	1,435.39	217.15	.00	1,064.61	57.4%
10035102 5811	SUPPLIES-OFFICE	24,850	17,000	12,392.34	2,631.45	.00	4,607.66	72.9%
10035102 5812	SUPPLIES-OPERATIONS	11,950	11,600	5,871.26	560.19	.00	5,728.74	50.6%
10035102 5821	SUPPLIES-CONCESSIONS	64,650	37,350	17,689.25	2,191.88	.00	19,660.75	47.4%
10035102 5824	SUPPLIES-VENDING	39,750	27,350	13,016.33	397.84	.00	14,333.67	47.6%
10035102 6511	NEW EQUIPMENT-OFFICE	12,450	8,200	4,894.99	.00	.00	3,305.01	59.7%
10035102 6520	NEW EQUIPMENT-OTHER	13,900	22,500	1,941.91	.00	.00	20,558.09	8.6%
TOTAL RECREATION OPERATIONS		1,136,800	1,272,670	856,735.48	84,482.89	.00	415,934.52	67.3%

YEAR-TO-DATE BUDGET REPORT

FOR 2026 09

ACCOUNTS FOR: 100 General		ORIGINAL APPROP	REVISED BUDGET	YTD ACTUAL	MTD ACTUAL	ENCUMBRANCES	AVAILABLE BUDGET	PCT USE/COL
10035351 RECREATION AQUATICS								
10035351 5100	SALARIES	328,250	328,250	347,611.00	199.07	.00	-19,361.00	105.9%*
10035351 5114	SOCIAL SECURITY-CITY	30,550	25,150	26,592.42	15.24	.00	-1,442.42	105.7%*
10035351 5115	UNEMPLOYMENT COMPENS	400	400	347.66	.20	.00	52.34	86.9%
10035351 5206	ADVERTISING & HIRING	3,000	1,000	1,524.33	100.00	.00	-524.33	152.4%*
10035351 5215	ASSOCIATION DUES	1,000	1,000	466.43	.00	.00	533.57	46.6%
10035351 5273	CONTRACT-SERVICES	19,900	28,400	13,144.79	1,528.95	.00	15,255.21	46.3%
10035351 5401	INSURANCE-PROPERTY	23,800	18,350	18,350.00	.00	.00	.00	100.0%
10035351 5431	INTERNET CONNECTION	100	0	.00	.00	.00	.00	.0%
10035351 5471	REPAIR-BUILDINGS	14,900	14,900	2,841.48	.00	.00	12,058.52	19.1%
10035351 5478	REPAIR-OTHER	99,450	100,000	95,211.53	250.00	.00	4,788.47	95.2%
10035351 5561	TRAINING-EDUCATION	3,000	3,000	3,994.25	.00	.00	-994.25	133.1%*
10035351 5571	TRAVEL EXPENSE	2,000	1,000	1,148.37	.00	.00	-148.37	114.8%*
10035351 5581	UNIFORM EXPENSE	19,900	19,900	15,909.20	.00	.00	3,990.80	79.9%
10035351 5586	UTILITIES-GAS	1,200	1,200	917.53	179.50	.00	282.47	76.5%
10035351 5632	CHEMICALS	69,600	69,600	46,116.77	.00	.00	23,483.23	66.3%
10035351 5811	SUPPLIES-OFFICE	2,000	200	.00	.00	.00	200.00	.0%
10035351 5812	SUPPLIES-OPERATIONS	27,850	27,850	13,726.17	1,477.34	.00	14,123.83	49.3%
10035351 5821	SUPPLIES-CONCESSIONS	59,650	59,650	58,313.04	702.22	.00	1,336.96	97.8%
10035351 5823	SUPPLIES-MERCHANDISE	0	0	89.00	.00	.00	-89.00	100.0%*
10035351 6242	BUILDING IMPROVEMENT	9,950	9,950	.00	.00	.00	9,950.00	.0%

YEAR-TO-DATE BUDGET REPORT

FOR 2026 09

ACCOUNTS FOR: 100 General		ORIGINAL APPROP	REVISED BUDGET	YTD ACTUAL	MTD ACTUAL	ENCUMBRANCES	AVAILABLE BUDGET	PCT USE/COL
10035351 6721	AQUATIC FACILITY	39,750	40,000	9,515.84	.00	.00	30,484.16	23.8%
TOTAL RECREATION AQUATICS		756,250	749,800	655,819.81	4,452.52	.00	93,980.19	87.5%

YEAR-TO-DATE BUDGET REPORT

FOR 2026 09

ACCOUNTS FOR: 100 General		ORIGINAL APPROP	REVISED BUDGET	YTD ACTUAL	MTD ACTUAL	ENCUMBRANCES	AVAILABLE BUDGET	PCT USE/COL
10035352 RECREATION ARTS								
10035352 5100	SALARIES	0	0	13,593.29	554.21	.00	-13,593.29	100.0%*
10035352 5114	SOCIAL SECURITY-CITY	0	0	1,039.90	42.40	.00	-1,039.90	100.0%*
10035352 5115	UNEMPLOYMENT COMPENS	0	0	13.57	.55	.00	-13.57	100.0%*
10035352 5206	ADVERTISING & HIRING	1,500	650	462.57	200.00	.00	187.43	71.2%
10035352 5273	CONTRACT-SERVICES	14,900	10,000	1,380.00	.00	.00	8,620.00	13.8%
10035352 5435	LICENSE RENEWAL	7,950	3,700	2,773.00	.00	.00	927.00	74.9%
10035352 5715	MISCELLANEOUS	0	0	29.91	.00	.00	-29.91	100.0%*
10035352 5831	SUPPLIES-ARTS	19,900	19,000	16,458.76	1,251.39	.00	2,541.24	86.6%
10035352 6520	NEW EQUIPMENT-OTHER	2,500	3,000	.00	.00	.00	3,000.00	.0%
TOTAL RECREATION ARTS		46,750	36,350	35,751.00	2,048.55	.00	599.00	98.4%

YEAR-TO-DATE BUDGET REPORT

FOR 2026 09

ACCOUNTS FOR: 100 General		ORIGINAL APPROP	REVISED BUDGET	YTD ACTUAL	MTD ACTUAL	ENCUMBRANCES	AVAILABLE BUDGET	PCT USE/COL
10035353 RECREATION ATHLETICS								
10035353 5100	SALARIES	398,950	255,450	103,918.66	8,518.78	.00	151,531.34	40.7%
10035353 5111	HEALTH INSURANCE	21,600	10,800	.00	.00	.00	10,800.00	.0%
10035353 5113	KPERS-CITY SHARE	33,750	6,200	727.44	.00	.00	5,472.56	11.7%
10035353 5114	SOCIAL SECURITY-CITY	24,400	19,550	7,949.74	651.68	.00	11,600.26	40.7%
10035353 5115	UNEMPLOYMENT COMPENS	350	300	103.96	8.53	.00	196.04	34.7%
10035353 5116	WORKERS COMPENSATION	2,500	1,250	2,500.00	.00	.00	-1,250.00	200.0%*
10035353 5206	ADVERTISING & HIRING	3,000	1,000	1,044.33	10.00	.00	-44.33	104.4%*
10035353 5215	ASSOCIATION DUES	9,950	11,450	7,873.45	.00	.00	3,576.55	68.8%
10035353 5273	CONTRACT-SERVICES	91,500	85,500	43,129.77	8,176.49	.00	42,370.23	50.4%
10035353 5404	INSURANCE-OTHER	23,800	18,350	18,350.00	.00	.00	.00	100.0%
10035353 5431	INTERNET CONNECTION	2,500	3,500	1,483.19	185.41	.00	2,016.81	42.4%
10035353 5468	RENTAL AGREEMENT	10,150	1,000	8,588.13	1,775.93	.00	-7,588.13	858.8%*
10035353 5474	REPAIR-EQUIPMENT	1,500	1,500	.00	.00	.00	1,500.00	.0%
10035353 5561	TRAINING-EDUCATION	1,400	5,000	670.00	.00	.00	4,330.00	13.4%
10035353 5571	TRAVEL EXPENSE	2,000	2,500	2,331.15	.00	.00	168.85	93.2%
10035353 5585	UTILITIES-ELECTRIC	6,950	6,200	5,876.56	871.85	.00	323.44	94.8%
10035353 5586	UTILITIES-GAS	4,000	1,500	1,296.97	34.72	.00	203.03	86.5%
10035353 5711	MEETINGS, MEALS EXPE	1,000	2,000	-523.98	.00	.00	2,523.98	-26.2%
10035353 5811	SUPPLIES-OFFICE	3,000	0	366.87	.00	.00	-366.87	100.0%*
10035353 5823	SUPPLIES-MERCHANDISE	2,500	2,500	1,360.33	45.00	.00	1,139.67	54.4%

YEAR-TO-DATE BUDGET REPORT

FOR 2026 09

ACCOUNTS FOR: 100 General		ORIGINAL APPROP	REVISED BUDGET	YTD ACTUAL	MTD ACTUAL	ENCUMBRANCES	AVAILABLE BUDGET	PCT USE/COL
10035353 5825	SUPPLIES-ATHLETICS	119,300	91,500	78,346.72	4,813.78	.00	13,153.28	85.6%
10035353 6520	NEW EQUIPMENT-OTHER	24,850	24,100	4,201.84	.00	.00	19,898.16	17.4%
10035353 6572	LEASE AGREEMENT-OB G	164,000	164,000	163,247.96	.00	.00	752.04	99.5%
TOTAL RECREATION ATHLETICS		952,950	715,150	452,843.09	25,092.17	.00	262,306.91	63.3%

YEAR-TO-DATE BUDGET REPORT

FOR 2026 09

ACCOUNTS FOR: 100 General		ORIGINAL APPROP	REVISED BUDGET	YTD ACTUAL	MTD ACTUAL	ENCUMBRANCES	AVAILABLE BUDGET	PCT USE/COL
10035354 RECREATION FITNESS								
10035354 5100	SALARIES	240,800	140,250	92,857.22	10,124.95	.00	47,392.78	66.2%
10035354 5111	HEALTH INSURANCE	32,400	10,800	7,871.30	828.45	.00	2,928.70	72.9%
10035354 5113	KPERS-CITY SHARE	15,450	5,150	3,578.52	379.41	.00	1,571.48	69.5%
10035354 5114	SOCIAL SECURITY-CITY	18,400	10,750	7,006.11	764.28	.00	3,743.89	65.2%
10035354 5115	UNEMPLOYMENT COMPENS	250	150	92.84	10.11	.00	57.16	61.9%
10035354 5116	WORKERS COMPENSATION	3,750	1,250	3,750.00	.00	.00	-2,500.00	300.0%*
10035354 5206	ADVERTISING & HIRING	4,950	1,250	754.34	20.00	.00	495.66	60.3%
10035354 5273	CONTRACT-SERVICES	0	200	125.42	14.50	.00	74.58	62.7%
10035354 5431	INTERNET CONNECTION	12,450	12,500	10,017.96	1,019.82	.00	2,482.04	80.1%
10035354 5435	LICENSE RENEWAL	7,450	5,300	2,250.00	250.00	.00	3,050.00	42.5%
10035354 5467	RENT-OFFICE SPACE	120,000	120,000	90,000.00	10,000.00	.00	30,000.00	75.0%
10035354 5471	REPAIR-BUILDINGS	0	5,000	.00	.00	.00	5,000.00	.0%
10035354 5474	REPAIR-EQUIPMENT	4,950	5,250	5,637.34	.00	.00	-387.34	107.4%*
10035354 5561	TRAINING-EDUCATION	1,500	1,500	60.00	.00	.00	1,440.00	4.0%
10035354 5571	TRAVEL EXPENSE	1,500	1,000	.00	.00	.00	1,000.00	.0%
10035354 5585	UTILITIES-ELECTRIC	24,850	24,000	19,618.71	2,536.56	.00	4,381.29	81.7%
10035354 5586	UTILITIES-GAS	3,000	2,500	965.43	56.67	.00	1,534.57	38.6%
10035354 5811	SUPPLIES-OFFICE	4,950	4,500	375.15	.00	.00	4,124.85	8.3%
10035354 5812	SUPPLIES-OPERATIONS	11,950	11,200	3,279.85	316.86	.00	7,920.15	29.3%
10035354 5830	SUPPLIES-FITNESS	7,950	7,000	9,031.75	784.33	.00	-2,031.75	129.0%*

YEAR-TO-DATE BUDGET REPORT

FOR 2026 09

ACCOUNTS FOR: 100 General		ORIGINAL APPROP	REVISED BUDGET	YTD ACTUAL	MTD ACTUAL	ENCUMBRANCES	AVAILABLE BUDGET	PCT USE/COL
10035354 6520	NEW EQUIPMENT-OTHER	18,400	6,000	.00	.00	.00	6,000.00	.0%
10035354 6574	OP LEASE AGREEMENT-C	58,800	58,800	53,636.00	.00	.00	5,164.00	91.2%
TOTAL RECREATION FITNESS		593,750	434,350	310,907.94	27,105.94	.00	123,442.06	71.6%

YEAR-TO-DATE BUDGET REPORT

FOR 2026 09

ACCOUNTS FOR: 100 General		ORIGINAL APPROP	REVISED BUDGET	YTD ACTUAL	MTD ACTUAL	ENCUMBRANCES	AVAILABLE BUDGET	PCT USE/COL
10041100 STREET REVENUE								
10041100 3809	MISCELLANEOUS-STREET	0	-5,000	-7,180.55	-200.00	.00	2,180.55	143.6%
TOTAL STREET REVENUE		0	-5,000	-7,180.55	-200.00	.00	2,180.55	143.6%

YEAR-TO-DATE BUDGET REPORT

FOR 2026 09

ACCOUNTS FOR: 100 General		ORIGINAL APPROP	REVISED BUDGET	YTD ACTUAL	MTD ACTUAL	ENCUMBRANCES	AVAILABLE BUDGET	PCT USE/COL
10041411 STREET								
10041411 5100	SALARIES	690,850	716,500	492,678.46	51,435.57	.00	223,821.54	68.8%
10041411 5111	HEALTH INSURANCE	140,400	140,400	85,433.54	9,539.96	.00	54,966.46	60.9%
10041411 5113	KPERS-CITY SHARE	73,250	76,900	52,157.04	5,447.02	.00	24,742.96	67.8%
10041411 5114	SOCIAL SECURITY-CITY	52,900	54,650	35,034.38	3,645.85	.00	19,615.62	64.1%
10041411 5115	UNEMPLOYMENT COMPENS	700	750	492.82	51.44	.00	257.18	65.7%
10041411 5116	WORKERS COMPENSATION	16,250	16,250	16,250.00	.00	.00	.00	100.0%
10041411 5206	ADVERTISING & HIRING	0	500	636.46	.00	.00	-136.46	127.3%*
10041411 5561	TRAINING-EDUCATION	2,500	2,500	1,875.82	10.75	.00	624.18	75.0%
10041411 5571	TRAVEL EXPENSE	2,000	2,000	54.92	.00	.00	1,945.08	2.7%
10041411 5581	UNIFORM EXPENSE	6,450	7,500	4,866.26	520.67	.00	2,633.74	64.9%
10041411 5656	MATERIAL-STREET REPA	1,056,450	1,056,450	1,055,043.51	.00	.00	1,406.49	99.9%
10041411 6247	BUILDING PURCHASE RE	75,000	75,000	75,000.00	.00	.00	.00	100.0%
10041411 6581	PUBLIC TRANSPORTATIO	308,173	308,173	.00	.00	.00	308,173.00	.0%
TOTAL STREET		2,424,923	2,457,573	1,819,523.21	70,651.26	.00	638,049.79	74.0%

YEAR-TO-DATE BUDGET REPORT

FOR 2026 09

ACCOUNTS FOR: 100 General		ORIGINAL APPROP	REVISED BUDGET	YTD ACTUAL	MTD ACTUAL	ENCUMBRANCES	AVAILABLE BUDGET	PCT USE/COL
10041421 STREET TRAFFIC								
10041421 5100	SALARIES	238,450	215,100	156,660.57	16,644.03	.00	58,439.43	72.8%
10041421 5111	HEALTH INSURANCE	43,200	43,200	26,157.48	3,320.72	.00	17,042.52	60.5%
10041421 5113	KPERS-CITY SHARE	25,250	23,000	16,590.34	1,762.60	.00	6,409.66	72.1%
10041421 5114	SOCIAL SECURITY-CITY	18,300	16,500	10,987.30	1,155.02	.00	5,512.70	66.6%
10041421 5115	UNEMPLOYMENT COMPENS	250	250	156.65	16.64	.00	93.35	62.7%
10041421 5116	WORKERS COMPENSATION	5,000	5,000	5,000.00	.00	.00	.00	100.0%
10041421 5446	MAINTENANCE-TRAFFIC	79,550	79,550	55,387.89	16,530.32	.00	24,162.11	69.6%
10041421 5561	TRAINING-EDUCATION	2,500	2,000	97.25	43.00	.00	1,902.75	4.9%
10041421 5571	TRAVEL EXPENSE	2,000	2,000	439.40	.00	.00	1,560.60	22.0%
10041421 5581	UNIFORM EXPENSE	2,000	2,000	2,259.24	282.66	.00	-259.24	113.0%*
TOTAL STREET TRAFFIC		416,500	388,600	273,736.12	39,754.99	.00	114,863.88	70.4%

YEAR-TO-DATE BUDGET REPORT

FOR 2026 09

ACCOUNTS FOR: 100 General		ORIGINAL APPROP	REVISED BUDGET	YTD ACTUAL	MTD ACTUAL	ENCUMBRANCES	AVAILABLE BUDGET	PCT USE/COL
10077171 CAPITAL IMPROVEMENT								
10077171 5343	FIREWORKS	29,850	29,850	25,000.00	5,000.00	.00	4,850.00	83.8%
10077171 5453	MAIN STREET PROGRAM	134,000	134,000	134,000.00	.00	.00	.00	100.0%
10077171 6135	DEVELOPMENT INCENTIV	99,450	100,000	.00	.00	.00	100,000.00	.0%
10077171 6154	ECONOMIC DEVELOPMENT	305,000	305,000	305,000.00	.00	.00	.00	100.0%
10077171 6155	AIRPORT INDUSTRIAL P	7,950	11,000	.00	.00	.00	11,000.00	.0%
10077171 6220	GOLF COURSE BUILDING	425,000	425,000	425,000.00	.00	.00	.00	100.0%
10077171 6285	FACILITIES MAINTENAN	29,850	50,000	.00	.00	.00	50,000.00	.0%
10077171 6480	MISCELLANEOUS	99,450	99,450	73,945.41	.00	.00	25,504.59	74.4%
10077171 6641	SOCIAL FUNDING	21,400	21,400	21,400.00	.00	.00	.00	100.0%
TOTAL CAPITAL IMPROVEMENT		1,151,950	1,175,700	984,345.41	5,000.00	.00	191,354.59	83.7%
TOTAL General		3,822,761	2,979,667	-3,956,405.47	-6,079,312.52	.00	6,936,072.47	-132.8%
	TOTAL REVENUES	-39,257,177	-39,609,950	-31,707,556.26	-3,252,852.73	.00	-7,902,393.74	
	TOTAL EXPENSES	43,079,938	42,589,617	27,751,150.79	-2,826,459.79	.00	14,838,466.21	

PRIOR FUND BALANCE	11,049,331.27
CHANGE IN FUND BALANCE - NET OF REVENUES/EXPENSES	3,956,405.47
REVISED FUND BALANCE	15,005,736.74

YEAR-TO-DATE BUDGET REPORT

FOR 2026 09

ACCOUNTS FOR: 201 Bond and Interest		ORIGINAL APPROP	REVISED BUDGET	YTD ACTUAL	MTD ACTUAL	ENCUMBRANCES	AVAILABLE BUDGET	PCT USE/COL
20100100 BOND AND INTEREST								
20100100 3040	AD VALOREM TAX	-2,759,392	-2,650,000	-2,685,821.70	-90,207.89	.00	35,821.70	101.4%
20100100 3041	AD VALOREM BACK TAX	-60,000	-60,000	-39,598.70	-7,222.26	.00	-20,401.30	66.0%*
20100100 3042	MOTOR VEHICLE TAX	-293,758	-275,000	-279,568.10	-125,449.19	.00	4,568.10	101.7%
20100100 3043	RECREATIONAL VEHICLE	-3,321	-3,000	-2,100.07	-968.03	.00	-899.93	70.0%*
20100100 3044	HEAVY DUTY VEHICLE T	-650	-650	-922.78	-4.69	.00	272.78	142.0%
20100100 3045	COMMERCIAL VEHICLE T	-13,749	-12,500	-12,729.82	-1,706.95	.00	229.82	101.8%
20100100 3046	SPECIAL ASSESSMENTS	-10,000	-10,000	-52,980.71	-3,690.90	.00	42,980.71	529.8%
20100100 6682	INTEREST ON BONDS	682,750	682,750	341,353.00	.00	.00	341,397.00	50.0%
20100100 6683	PRINCIPAL ON BONDS	2,482,500	2,482,500	.00	.00	.00	2,482,500.00	.0%
20100100 6684	5% COVERAGE	160,000	0	.00	.00	.00	.00	.0%
TOTAL BOND AND INTEREST		184,380	154,100	-2,732,368.88	-229,249.91	.00	2,886,468.88	-1773.1%
TOTAL Bond and Interest		184,380	154,100	-2,732,368.88	-229,249.91	.00	2,886,468.88	-1773.1%
	TOTAL REVENUES	-3,140,870	-3,011,150	-3,073,721.88	-229,249.91	.00	62,571.88	
	TOTAL EXPENSES	3,325,250	3,165,250	341,353.00	.00	.00	2,823,897.00	

PRIOR FUND BALANCE	351,640.71
CHANGE IN FUND BALANCE - NET OF REVENUES/EXPENSES	2,732,368.88
REVISED FUND BALANCE	3,084,009.59

YEAR-TO-DATE BUDGET REPORT

FOR 2026 09

ACCOUNTS FOR: 202 TIF		ORIGINAL APPROP	REVISED BUDGET	YTD ACTUAL	MTD ACTUAL	ENCUMBRANCES	AVAILABLE BUDGET	PCT USE/COL
20200100 TIF								
20200100 3901	TAX DISTR-GARDEN CIT	-1,750,000	-1,750,000	-1,758,431.43	-14,573.86	.00	8,431.43	100.5%
20200100 3902	TAX DISTR-PRAIRIE TR	-50,000	-50,000	-32,918.78	.00	.00	-17,081.22	65.8%*
20200100 3903	TIF DISTR-STONE ADDI	-250,000	-150,000	-132,562.76	.00	.00	-17,437.24	88.4%*
20200100 3904	RHID DISTR-PIONEER R	-150,000	-150,000	-181,329.48	.00	.00	31,329.48	120.9%
20200100 3905	RHID DISTR-MAGGIE'S	-48,000	-48,000	-63,732.04	.00	.00	15,732.04	132.8%
20200100 3906	RHID DISTR-CHAPPEL H	-1,000,000	-700,000	-721,567.87	-44,720.51	.00	21,567.87	103.1%
20200100 3907	RHID DISTR-EAST CAMB	-325,000	-325,000	-316,853.10	.00	.00	-8,146.90	97.5%*
20200100 3908	RHID DISTR-CLARION P	-280,000	-280,000	-317,369.29	-6,690.51	.00	37,369.29	113.3%
20200100 3909	RHID DISTR-PRAIRIE V	-65,000	-65,000	-80,197.38	-2,212.28	.00	15,197.38	123.4%
20200100 3910	TGT DISTRIBUTION - W	-100,000	-90,000	-58,887.46	.00	.00	-31,112.54	65.4%*
20200100 3912	RHID DISTR-NOTTING H	-50,000	-50,000	-46,302.06	.00	.00	-3,697.94	92.6%*
20200100 3913	RHID DISTR-NORTHBORO	-60,000	-60,000	.00	.00	.00	-60,000.00	.0%*
20200100 3914	RHID DISTR-MILESTONE	-80,000	-60,000	-44,272.42	.00	.00	-15,727.58	73.8%*
20200100 3915	RHID DIST-SUNFLOWER	-80,000	-80,000	-174,230.99	-9,374.36	.00	94,230.99	217.8%
20200100 3916	RHID DIST-LOST RIVER	-20,000	-20,000	-23,454.18	.00	.00	3,454.18	117.3%
20200100 3917	RHID DIST-HAWKEYE	-20,000	-20,000	-35,308.06	-1,952.99	.00	15,308.06	176.5%
20200100 3918	TIF DIST - CAMPUS &	-90,000	-150,000	-139,134.52	.00	.00	-10,865.48	92.8%*
20200100 3919	TIF DIST - WESTERN K	-20,000	-60,000	-82,008.77	.00	.00	22,008.77	136.7%
20200100 3920	MIH DIST - SLIGO STA	0	-350,000	-1,031,475.29	.00	.00	681,475.29	294.7%
20200100 3921	RHID DIST-HUNTERS GL	-75,000	-125,000	-63,940.95	-4,814.04	.00	-61,059.05	51.2%*

YEAR-TO-DATE BUDGET REPORT

FOR 2026 09

ACCOUNTS FOR: 202 TIF		ORIGINAL APPROP	REVISED BUDGET	YTD ACTUAL	MTD ACTUAL	ENCUMBRANCES	AVAILABLE BUDGET	PCT USE/COL
20200100 3922	RHID DIST-SUNSET TER	-30,000	-30,000	-25,318.98	.00	.00	-4,681.02	84.4%*
20200100 3971	CID-STONE DEVELOPMEN	-180,000	-140,000	-93,777.61	-11,667.81	.00	-46,222.39	67.0%*
20200100 3972	CID-FULTON'S FOUNDER	-10,000	-10,000	-8,405.30	-627.85	.00	-1,594.70	84.1%*
20200100 3973	CID-SCHULMAN CROSSIN	-70,000	-55,000	-40,433.15	-5,319.27	.00	-14,566.85	73.5%*
20200100 3974	CID-GC PLAZA	-75,000	-75,000	-50,853.03	-5,848.66	.00	-24,146.97	67.8%*
20200100 3975	CID DIST-GC PLAZA II	-150,000	-150,000	-151,723.37	-16,304.63	.00	1,723.37	101.1%
20200100 3976	CID DIST-CAMPUS & KA	-50,000	-50,000	-43,301.66	-4,467.58	.00	-6,698.34	86.6%*
20200100 3977	CID DIST-4A'S PROPER	0	-5,000	-8,636.75	-389.20	.00	3,636.75	172.7%
20200100 6682	INTEREST ON BONDS	310,500	310,500	155,209.52	.00	.00	155,290.48	50.0%
20200100 6683	PRINCIPAL ON BONDS	850,000	850,000	.00	.00	.00	850,000.00	.0%
20200100 6902	RHID DISB-PRAIRIE TR	50,000	50,000	32,918.78	.00	.00	17,081.22	65.8%
20200100 6903	TIF DISB-STONE ADDIT	250,000	150,000	132,562.76	.00	.00	17,437.24	88.4%
20200100 6904	RHID DISB-PIONEER RO	150,000	150,000	181,329.48	.00	.00	-31,329.48	120.9%*
20200100 6905	RHID DISB-MAGGIE'S A	48,000	48,000	63,732.04	.00	.00	-15,732.04	132.8%*
20200100 6906	RHID DISB-CHAPPEL HE	1,000,000	700,000	591,296.91	.00	.00	108,703.09	84.5%
20200100 6907	RHID DISB-EAST CAMBR	325,000	325,000	316,853.10	.00	.00	8,146.90	97.5%
20200100 6908	RHID DISB-CLARION PA	280,000	280,000	310,678.78	.00	.00	-30,678.78	111.0%*
20200100 6909	RHID DISB-PRAIRIE VI	65,000	65,000	77,985.10	.00	.00	-12,985.10	120.0%*
20200100 6910	TGT DISBURSEMENT - W	100,000	90,000	58,887.46	.00	.00	31,112.54	65.4%
20200100 6912	RHID DISB-NOTTING HI	50,000	50,000	46,302.06	.00	.00	3,697.94	92.6%
20200100 6913	RHID DISB-NORTHBOROU	60,000	60,000	.00	.00	.00	60,000.00	.0%
20200100 6914	RHID DISB-MILESTONE	80,000	60,000	44,272.42	.00	.00	15,727.58	73.8%

YEAR-TO-DATE BUDGET REPORT

FOR 2026 09

ACCOUNTS FOR: 202 TIF		ORIGINAL APPROP	REVISED BUDGET	YTD ACTUAL	MTD ACTUAL	ENCUMBRANCES	AVAILABLE BUDGET	PCT USE/COL
20200100 6915	RHID PAY-SUNFLOWER C	80,000	80,000	164,856.63	.00	.00	-84,856.63	206.1%*
20200100 6916	RHID PAY-LOST RIVER	20,000	20,000	.00	.00	.00	20,000.00	.0%
20200100 6917	RHID PAY-HAWKEYE	20,000	20,000	33,355.07	.00	.00	-13,355.07	166.8%*
20200100 6918	TIF PAY - CAMPUS & K	90,000	150,000	139,134.52	.00	.00	10,865.48	92.8%
20200100 6919	TIF PAY -WESTERN KS	20,000	60,000	82,008.77	.00	.00	-22,008.77	136.7%*
20200100 6920	MIH PAY - SLIGO STAT	0	350,000	1,309,971.56	.00	.00	-959,971.56	374.3%*
20200100 6921	RHID PAY-HUNTERS GLE	75,000	125,000	59,126.91	.00	.00	65,873.09	47.3%
20200100 6922	RHID PAY-SUNSET TERR	30,000	30,000	25,318.98	.00	.00	4,681.02	84.4%
20200100 6971	CID REIMBURSE-STONE	180,000	140,000	82,109.80	10,816.52	.00	57,890.20	58.6%
20200100 6972	CID REIMBURSE-FULTON	10,000	10,000	7,781.87	411.57	.00	2,218.13	77.8%
20200100 6973	CID REIMBURSE-SCHULM	70,000	55,000	35,140.91	3,994.94	.00	19,859.09	63.9%
20200100 6974	CID REIMBURSE - GC P	75,000	75,000	45,004.37	5,509.04	.00	29,995.63	60.0%
20200100 6975	CID PAY-GC PLAZA II	150,000	150,000	135,436.51	15,433.95	.00	14,563.49	90.3%
20200100 6976	CID PAY-CAMPUS & KAN	50,000	50,000	38,826.85	4,821.63	.00	11,173.15	77.7%
20200100 6977	CID PAY-4A'S PROPERT	0	5,000	8,196.42	2,894.13	.00	-3,196.42	163.9%*
TOTAL TIF		-589,500	-589,500	-1,548,129.10	-85,081.77	.00	958,629.10	262.6%
TOTAL TIF		-589,500	-589,500	-1,548,129.10	-85,081.77	.00	958,629.10	262.6%
	TOTAL REVENUES	-5,078,000	-5,098,000	-5,726,426.68	-128,963.55	.00	628,426.68	
	TOTAL EXPENSES	4,488,500	4,508,500	4,178,297.58	43,881.78	.00	330,202.42	

PRIOR FUND BALANCE	2,963,188.71
CHANGE IN FUND BALANCE - NET OF REVENUES/EXPENSES	1,548,129.10
REVISED FUND BALANCE	4,511,317.81

YEAR-TO-DATE BUDGET REPORT

FOR 2026 09

ACCOUNTS FOR: 301 Community Trust Reserve		ORIGINAL APPROP	REVISED BUDGET	YTD ACTUAL	MTD ACTUAL	ENCUMBRANCES	AVAILABLE BUDGET	PCT USE/COL
30100100	COMMUNITY TRUST RESERVE							
30100100 3335	REPAYMENT-KDOT	0	-50,000	-44,118.66	.00	.00	-5,881.34	88.2%*
30100100 5290	CONTRACTED-PROJECTS	500,000	500,000	.00	.00	.00	500,000.00	.0%
TOTAL COMMUNITY TRUST RESERVE		500,000	450,000	-44,118.66	.00	.00	494,118.66	-9.8%
TOTAL Community Trust Reserve		500,000	450,000	-44,118.66	.00	.00	494,118.66	-9.8%
	TOTAL REVENUES	0	-50,000	-44,118.66	.00	.00	-5,881.34	
	TOTAL EXPENSES	500,000	500,000	.00	.00	.00	500,000.00	

PRIOR FUND BALANCE	2,280,932.65
CHANGE IN FUND BALANCE - NET OF REVENUES/EXPENSES	44,118.66
REVISED FUND BALANCE	2,325,051.31

YEAR-TO-DATE BUDGET REPORT

FOR 2026 09

ACCOUNTS FOR: 302 Capital Improvement Reserve		ORIGINAL APPROP	REVISED BUDGET	YTD ACTUAL	MTD ACTUAL	ENCUMBRANCES	AVAILABLE BUDGET	PCT USE/COL
30200100 CAPITAL IMPROVEMENT RESERVE								
30200100 3360	REBATE-PURCHASE CARD	-24,000	-24,000	-15,870.14	-1,310.33	.00	-8,129.86	66.1%*
30200100 3371	TRANSFER-CITY DEPART	-500,000	-500,000	.00	.00	.00	-500,000.00	.0%*
30200100 3423	FEES-PARK RESERVATIO	-15,000	-15,000	-18,440.00	-2,385.00	.00	3,440.00	122.9%
30200100 3580	DONATIONS	-2,000	-2,000	-2,300.00	.00	.00	300.00	115.0%
30200100 3601	FEES-DISTANCE LEARNI	-15,000	-15,000	-2,591.00	.00	.00	-12,409.00	17.3%*
30200100 3602	FEES-ZOO BASED PROGR	-15,000	-15,000	-13,627.11	-340.00	.00	-1,372.89	90.8%*
30200100 3603	FEES-FINNUP CENTER U	-5,000	-5,000	-5,050.00	-450.00	.00	50.00	101.0%
30200100 3604	DONATIONS-ZOO CONSER	-10,000	-10,000	-5,855.21	-303.00	.00	-4,144.79	58.6%*
30200100 3605	DONATIONS-FIRE DEPT	-10,000	-10,000	-7,833.00	-7,833.00	.00	-2,167.00	78.3%*
30200100 3609	DONATIONS-POLICE	-10,000	-10,000	-3,103.00	.00	.00	-6,897.00	31.0%*
30200100 3610	DONATIONS-EXPLORER P	-10,000	-10,000	.00	.00	.00	-10,000.00	.0%*
30200100 3612	DONATIONS-POLICE HON	-10,000	-10,000	-50.00	.00	.00	-9,950.00	.5%*
30200100 3626	DONATIONS-BRICKS	0	0	-340.00	.00	.00	340.00	100.0%
30200100 5267	CONSULTANT FEE	0	8,310	.00	.00	.00	8,310.00	.0%
30200100 5307	POLICE-HONOR GUARD	0	2,821	96.18	.00	.00	2,724.82	3.4%
30200100 5471	REPAIR-BUILDINGS	50,000	166,289	.00	.00	.00	166,289.00	.0%
30200100 5493	REPAIR-DILAPIDATED S	0	39,750	.00	.00	.00	39,750.00	.0%
30200100 5564	TRAINING-ZOO	0	4,776	956.95	.00	.00	3,819.05	20.0%
30200100 5715	MISCELLANEOUS	0	0	1,960.83	.00	.00	-1,960.83	100.0%*
30200100 6060	PROJECT-PUBLIC ART	50,000	173,875	.00	.00	.00	173,875.00	.0%

YEAR-TO-DATE BUDGET REPORT

FOR 2026 09

ACCOUNTS FOR: 302 Capital Improvement Reserve		ORIGINAL APPROP	REVISED BUDGET	YTD ACTUAL	MTD ACTUAL	ENCUMBRANCES	AVAILABLE BUDGET	PCT USE/COL
30200100 6121	CEMETERY IMPROVEMENT	20,000	110,000	.00	.00	.00	110,000.00	.0%
30200100 6135	DEVELOPMENT INCENTIV	100,000	199,450	.00	.00	.00	199,450.00	.0%
30200100 6181	HR-ADVISORY BOARD	10,000	15,943	.00	.00	.00	15,943.00	.0%
30200100 6286	CITY LINK	50,000	41,466	.00	.00	.00	41,466.00	.0%
30200100 6311	STAR BOND CITY DISTR	0	546,255	.00	.00	.00	546,255.00	.0%
30200100 6322	FUNDING-PARK PROJECT	10,000	174,077	.00	.00	.00	174,077.00	.0%
30200100 6515	NEW EQUIPMENT-PARKS	0	201,431	21,465.00	.00	.00	179,966.00	10.7%
30200100 6516	NEW EQUIPMENT-FIRE	0	6,479	.00	.00	.00	6,479.00	.0%
30200100 6522	NEW EQUIPMENT-POLICE	200,000	979,599	269,584.74	22,833.33	.00	710,014.26	27.5%
30200100 6529	NEW EQUIPMENT-MUNICI	0	7,540	.00	.00	.00	7,540.00	.0%
30200100 6540	NEW EQUIPMENT-RECREA	0	43,000	34,428.93	.00	.00	8,571.07	80.1%
30200100 6541	NEW EQUIPMENT - IT	0	42,700	.00	.00	.00	42,700.00	.0%
30200100 6601	FUNDING-FCCE DISTANC	12,000	16,515	149.90	.00	.00	16,365.10	.9%
30200100 6602	ZOO-FEE BASED PROGRA	12,000	44,250	9,454.36	266.57	.00	34,795.64	21.4%
30200100 6603	FUNDING-FINNUP CENTE	4,000	29,883	777.80	721.00	.00	29,105.20	2.6%
30200100 6604	ZOO CONSERVATION	4,000	2,944	.00	.00	.00	2,944.00	.0%
30200100 6606	ZOO-REPAIRS	0	128,063	107,569.64	.00	.00	20,493.36	84.0%
30200100 6610	FUNDING-EXPLORER PRO	0	9,498	3,683.96	.00	.00	5,814.04	38.8%
30200100 6632	AQUATIC SUPPLIES	0	117,313	114,600.00	.00	.00	2,713.00	97.7%
TOTAL CAPITAL IMPROVEMENT RESERVE		-104,000	2,486,227	489,668.83	11,199.57	.00	1,996,558.17	19.7%
TOTAL Capital Improvement Reserve		-104,000	2,486,227	489,668.83	11,199.57	.00	1,996,558.17	19.7%
	TOTAL REVENUES	-626,000	-626,000	-75,059.46	-12,621.33	.00	-550,940.54	
	TOTAL EXPENSES	522,000	3,112,227	564,728.29	23,820.90	.00	2,547,498.71	

PRIOR FUND BALANCE	3,112,227.07
CHANGE IN FUND BALANCE - NET OF REVENUES/EXPENSES	-489,668.83

YEAR-TO-DATE BUDGET REPORT

FOR 2026 09

ACCOUNTS FOR: 302 Capital Improvement Reserve	ORIGINAL APPROP	REVISED BUDGET	YTD ACTUAL	MTD ACTUAL	ENCUMBRANCES	AVAILABLE BUDGET	PCT USE/COL
REVISED FUND BALANCE				2,622,558.24			

YEAR-TO-DATE BUDGET REPORT

FOR 2026 09

ACCOUNTS FOR: 303 Special Trafficway			ORIGINAL APPROP	REVISED BUDGET	YTD ACTUAL	MTD ACTUAL	ENCUMBRANCES	AVAILABLE BUDGET	PCT USE/COL
30341100 SPEC TRAFFIC REVENUE									
30341100	3030	STATE HIGHWAY FUNDS	-735,000	-735,000	-568,475.47	.00	.00	-166,524.53	77.3%*
30341100	3032	STATE - SIGNAL FUNDS	-15,400	-15,400	-15,400.00	.00	.00	.00	100.0%
30341100	3334	REPAYMENT-FUND EXCHA	-350,000	-365,000	-365,841.73	.00	.00	841.73	100.2%
30341100	3335	REPAYMENT-KDOT	0	0	-22,306.91	.00	.00	22,306.91	100.0%
30341100	3562	SALE OF PROPERTY-AUC	-15,000	-33,700	-33,700.00	.00	.00	.00	100.0%
30341100	3801	MISCELLANEOUS	-15,000	-15,000	-7,176.59	.00	.00	-7,823.41	47.8%*
TOTAL SPEC TRAFFIC REVENUE			-1,130,400	-1,164,100	-1,012,900.70	.00	.00	-151,199.30	87.0%

YEAR-TO-DATE BUDGET REPORT

FOR 2026 09

ACCOUNTS FOR: 303 Special Trafficway		ORIGINAL APPROP	REVISED BUDGET	YTD ACTUAL	MTD ACTUAL	ENCUMBRANCES	AVAILABLE BUDGET	PCT USE/COL
30341102 SPEC TRAFFIC OPERATIONS								
30341102 5206	ADVERTISING & HIRING	1,120	1,120	1,378.81	.00	.00	-258.81	123.1%*
30341102 5402	INSURANCE-VEHICLES	131,100	100,550	100,550.00	.00	.00	.00	100.0%
30341102 5441	MAINTENANCE CONTRACT	0	4,100	.00	.00	.00	4,100.00	.0%
30341102 5471	REPAIR-BUILDINGS	5,000	5,000	7,053.36	954.45	.00	-2,053.36	141.1%*
30341102 5474	REPAIR-EQUIPMENT	70,000	70,000	39,793.83	3,451.27	.00	30,206.17	56.8%
30341102 5480	REPAIR-RADIOS	1,800	1,800	2,454.73	.00	.00	-654.73	136.4%*
30341102 5483	REPAIR-VEHICLE	4,500	4,500	31,821.61	5,581.14	.00	-27,321.61	707.1%*
30341102 5576	TELEPHONE	950	950	3,230.84	303.13	.00	-2,280.84	340.1%*
30341102 5586	UTILITIES-GAS	20,000	20,000	16,427.97	262.88	.00	3,572.03	82.1%
30341102 5632	CHEMICALS	4,000	4,000	4,835.75	346.15	.00	-835.75	120.9%*
30341102 5645	GAS-OIL-DIESEL	68,850	60,750	60,437.45	7,859.89	.00	312.55	99.5%
30341102 5656	MATERIAL-STREET REPA	600,000	400,000	260,721.77	15,838.98	.00	139,278.23	65.2%
30341102 5711	MEETINGS, MEALS EXPE	1,500	1,500	1,051.23	.00	.00	448.77	70.1%
30341102 5715	MISCELLANEOUS	1,000	1,000	1,984.64	279.62	.00	-984.64	198.5%*
30341102 5811	SUPPLIES-OFFICE	4,500	4,500	3,272.06	139.19	.00	1,227.94	72.7%
30341102 5812	SUPPLIES-OPERATIONS	5,000	5,000	5,463.54	354.54	.00	-463.54	109.3%*
30341102 5818	SUPPLIES-SHOP	5,000	5,000	3,422.89	191.74	.00	1,577.11	68.5%
30341102 6511	NEW EQUIPMENT-OFFICE	2,500	2,500	2,249.09	2,000.10	.00	250.91	90.0%
30341102 6523	NEW EQUIPMENT-STREET	512,300	325,000	280,325.69	1,824.47	.00	44,674.31	86.3%
TOTAL SPEC TRAFFIC OPERATIONS		1,439,120	1,017,270	826,475.26	39,387.55	.00	190,794.74	81.2%

YEAR-TO-DATE BUDGET REPORT

FOR 2026 09

ACCOUNTS FOR: 303 Special Trafficway		ORIGINAL APPROP	REVISED BUDGET	YTD ACTUAL	MTD ACTUAL	ENCUMBRANCES	AVAILABLE BUDGET	PCT USE/COL
30341431 SPEC TRAFFIC SIGNS & MARKINGS								
30341431 5446	MAINTENANCE-TRAFFIC	195,000	195,000	160,813.07	.00	38,023.75	-3,836.82	102.0%*
30341431 5474	REPAIR-EQUIPMENT	2,000	2,000	2,177.59	9.83	.00	-177.59	108.9%*
30341431 5812	SUPPLIES-OPERATIONS	3,000	3,000	17,233.51	307.83	.00	-14,233.51	574.5%*
30341431 5818	SUPPLIES-SHOP	50,000	35,000	3,065.22	24.81	.00	31,934.78	8.8%
30341431 5836	SUPPLIES-PEST CONTRO	0	10,000	.00	.00	.00	10,000.00	.0%
TOTAL SPEC TRAFFIC SIGNS & MARKIN		250,000	245,000	183,289.39	342.47	38,023.75	23,686.86	90.3%

YEAR-TO-DATE BUDGET REPORT

FOR 2026 09

ACCOUNTS FOR: 303 Special Trafficway		ORIGINAL APPROP	REVISED BUDGET	YTD ACTUAL	MTD ACTUAL	ENCUMBRANCES	AVAILABLE BUDGET	PCT USE/COL
30341432 SPEC TRAFFIC SNOW REMOVAL								
30341432 5474	REPAIR-EQUIPMENT	15,000	15,000	5,967.30	.00	.00	9,032.70	39.8%
30341432 5812	SUPPLIES-OPERATIONS	4,500	4,500	197.35	.00	.00	4,302.65	4.4%
30341432 5819	SUPPLIES-STREET SALT	50,000	25,000	3,852.29	.00	.00	21,147.71	15.4%
30341432 6523	NEW EQUIPMENT-STREET	15,000	15,000	15,000.60	.00	.00	-.60	100.0%*
TOTAL SPEC TRAFFIC SNOW REMOVAL		84,500	59,500	25,017.54	.00	.00	34,482.46	42.0%
TOTAL Special Trafficway		643,220	157,670	21,881.49	39,730.02	38,023.75	97,764.76	38.0%
	TOTAL REVENUES	-1,130,400	-1,164,100	-1,012,900.70	.00	.00	-151,199.30	
	TOTAL EXPENSES	1,773,620	1,321,770	1,034,782.19	39,730.02	38,023.75	248,964.06	

PRIOR FUND BALANCE	1,331,229.36
CHANGE IN FUND BALANCE - NET OF REVENUES/EXPENSES	-21,881.49
REVISED FUND BALANCE	1,309,347.87

YEAR-TO-DATE BUDGET REPORT

FOR 2026 09

ACCOUNTS FOR: 304 Special Improvements		ORIGINAL APPROP	REVISED BUDGET	YTD ACTUAL	MTD ACTUAL	ENCUMBRANCES	AVAILABLE BUDGET	PCT USE/COL
30400100 SPECIAL IMPROVEMENTS								
30400100 3647	REIMBURSED EXPENSE-I	-10,000	-10,000	.00	.00	.00	-10,000.00	.0%*
30400100 3648	PAYMENT-WEED CUTTING	-15,000	-15,000	-6,209.83	-19.41	.00	-8,790.17	41.4%*
30400100 3801	MISCELLANEOUS	-1,000	-1,000	.00	.00	.00	-1,000.00	.0%*
30400100 5201	ADMINISTRATIVE FEE	6,000	6,000	1,486.29	107.63	.00	4,513.71	24.8%
30400100 5280	CONTRACTED-WEED CUTT	20,000	20,000	2,790.00	2,320.00	.00	17,210.00	14.0%
TOTAL SPECIAL IMPROVEMENTS		0	0	-1,933.54	2,408.22	.00	1,933.54	100.0%
TOTAL Special Improvements		0	0	-1,933.54	2,408.22	.00	1,933.54	100.0%
	TOTAL REVENUES	-26,000	-26,000	-6,209.83	-19.41	.00	-19,790.17	
	TOTAL EXPENSES	26,000	26,000	4,276.29	2,427.63	.00	21,723.71	

PRIOR FUND BALANCE	31,685.86
CHANGE IN FUND BALANCE - NET OF REVENUES/EXPENSES	1,933.54
REVISED FUND BALANCE	33,619.40

YEAR-TO-DATE BUDGET REPORT

FOR 2026 09

ACCOUNTS FOR: 305 Cemetery Endowment		ORIGINAL APPROP	REVISED BUDGET	YTD ACTUAL	MTD ACTUAL	ENCUMBRANCES	AVAILABLE BUDGET	PCT USE/COL
30531100 CEMETERY ENDOWMENT								
30531100 3120	CEMETERY SPACES	-9,600	-9,600	-16,460.00	-575.00	.00	6,860.00	171.5%
30531100 3801	MISCELLANEOUS	0	0	-1,500.00	.00	.00	1,500.00	100.0%
30531100 5641	CEMETERY MARKERS	2,000	2,000	.00	.00	.00	2,000.00	.0%
30531100 6121	CEMETERY IMPROVEMENT	100,000	0	.00	.00	.00	.00	.0%
TOTAL CEMETERY ENDOWMENT		92,400	-7,600	-17,960.00	-575.00	.00	10,360.00	236.3%
TOTAL Cemetery Endowment		92,400	-7,600	-17,960.00	-575.00	.00	10,360.00	236.3%
	TOTAL REVENUES	-9,600	-9,600	-17,960.00	-575.00	.00	8,360.00	
	TOTAL EXPENSES	102,000	2,000	.00	.00	.00	2,000.00	

PRIOR FUND BALANCE	132,665.37
CHANGE IN FUND BALANCE - NET OF REVENUES/EXPENSES	17,960.00
REVISED FUND BALANCE	150,625.37

YEAR-TO-DATE BUDGET REPORT

FOR 2026 09

ACCOUNTS FOR: 306 Special Recreation & Parks		ORIGINAL APPROP	REVISED BUDGET	YTD ACTUAL	MTD ACTUAL	ENCUMBRANCES	AVAILABLE BUDGET	PCT USE/COL
30631100 SPECIAL RECREATION & PARKS								
30631100 3026	LIQUOR CONSUMPTION T	-150,000	-150,000	-112,511.21	-40,206.42	.00	-37,488.79	75.0%*
30631100 3174	LOAN REPAYMENTS	-2,000	-2,000	-3,519.04	-85.45	.00	1,519.04	176.0%
30631100 6249	TREE LOAN EXPENSES	1,300	1,300	132.75	50.00	.00	1,167.25	10.2%
30631100 6525	NEW EQUIPMENT-GOLF	40,000	40,000	.00	.00	.00	40,000.00	.0%
30631100 6573	TRANSFER-LEASE AGREE	25,000	25,000	25,000.00	.00	.00	.00	100.0%
30631100 7014	TRANSFER-GOLF COURSE	80,000	80,000	80,000.00	.00	.00	.00	100.0%
TOTAL SPECIAL RECREATION & PARKS		-5,700	-5,700	-10,897.50	-40,241.87	.00	5,197.50	191.2%
TOTAL Special Recreation & Parks		-5,700	-5,700	-10,897.50	-40,241.87	.00	5,197.50	191.2%
	TOTAL REVENUES	-152,000	-152,000	-116,030.25	-40,291.87	.00	-35,969.75	
	TOTAL EXPENSES	146,300	146,300	105,132.75	50.00	.00	41,167.25	

PRIOR FUND BALANCE	290,312.36
CHANGE IN FUND BALANCE - NET OF REVENUES/EXPENSES	10,897.50
REVISED FUND BALANCE	301,209.86

YEAR-TO-DATE BUDGET REPORT

FOR 2026 09

ACCOUNTS FOR: 307 Special Alcohol & Drug Abuse			ORIGINAL APPROP	REVISED BUDGET	YTD ACTUAL	MTD ACTUAL	ENCUMBRANCES	AVAILABLE BUDGET	PCT USE/COL
30700100 SPECIAL ALCOHOL/DRUG ABUSE									
30700100	3026	LIQUOR CONSUMPTION T	-120,000	-120,000	-112,511.21	-40,206.42	.00	-7,488.79	93.8%*
30700100	3801	MISCELLANEOUS	0	0	-4,932.00	.00	.00	4,932.00	100.0%
30700100	5273	CONTRACT-SERVICES	140,000	140,000	113,032.97	.00	.00	26,967.03	80.7%
TOTAL SPECIAL ALCOHOL/DRUG ABUSE			20,000	20,000	-4,410.24	-40,206.42	.00	24,410.24	-22.1%
TOTAL Special Alcohol & Drug Abus			20,000	20,000	-4,410.24	-40,206.42	.00	24,410.24	-22.1%
		TOTAL REVENUES	-120,000	-120,000	-117,443.21	-40,206.42	.00	-2,556.79	
		TOTAL EXPENSES	140,000	140,000	113,032.97	.00	.00	26,967.03	

PRIOR FUND BALANCE	221,541.97
CHANGE IN FUND BALANCE - NET OF REVENUES/EXPENSES	4,410.24
REVISED FUND BALANCE	225,952.21

YEAR-TO-DATE BUDGET REPORT

FOR 2026 09

ACCOUNTS FOR: 308 Finnup Trust		ORIGINAL APPROP	REVISED BUDGET	YTD ACTUAL	MTD ACTUAL	ENCUMBRANCES	AVAILABLE BUDGET	PCT USE/COL
30830100 FINNUP TRUST								
30830100 3634	GRANT PAYMENT-FINNUP	-150,000	-150,000	-126,500.00	.00	.00	-23,500.00	84.3%*
30830100 5100	SALARIES	0	5,500	2,290.02	.00	.00	3,209.98	41.6%
30830100 5114	SOCIAL SECURITY-CITY	0	450	175.18	.00	.00	274.82	38.9%
30830100 5115	UNEMPLOYMENT COMPENS	0	50	2.29	.00	.00	47.71	4.6%
30830100 5511	FUNDING-ZOO PROJECTS	40,000	73,058	37,804.03	4,727.49	.00	35,253.98	51.7%
30830100 6322	FUNDING-PARK PROJECT	100,000	490,877	.00	.00	.00	490,876.50	.0%
30830100 6603	FUNDING-FINNUP CENTE	10,000	11,017	5,168.19	.00	.00	5,848.95	46.9%
TOTAL FINNUP TRUST		0	430,952	-81,060.29	4,727.49	.00	512,011.94	-18.8%
TOTAL Finnup Trust		0	430,952	-81,060.29	4,727.49	.00	512,011.94	-18.8%
	TOTAL REVENUES	-150,000	-150,000	-126,500.00	.00	.00	-23,500.00	
	TOTAL EXPENSES	150,000	580,952	45,439.71	4,727.49	.00	535,511.94	

PRIOR FUND BALANCE	454,451.65
CHANGE IN FUND BALANCE - NET OF REVENUES/EXPENSES	81,060.29
REVISED FUND BALANCE	535,511.94

YEAR-TO-DATE BUDGET REPORT

FOR 2026 09

ACCOUNTS FOR: 309 Risk Management		ORIGINAL APPROP	REVISED BUDGET	YTD ACTUAL	MTD ACTUAL	ENCUMBRANCES	AVAILABLE BUDGET	PCT USE/COL
30900100 RISK MANAGEMENT								
30900100 3333	REPAYMENT-INSURANCE	-15,000	-15,000	-60,503.76	.00	.00	45,503.76	403.4%
30900100 3371	TRANSFER-CITY DEPART	-30,000	-30,000	-30,000.00	.00	.00	.00	100.0%
30900100 3801	MISCELLANEOUS	-1,000	-1,000	.00	.00	.00	-1,000.00	.0%*
30900100 5235	CLAIMS PAYMENT-PROPE	0	0	3,021.06	.00	.00	-3,021.06	100.0%*
30900100 5237	CLAIMS SETTLEMENT-GE	50,000	50,000	11,854.24	.00	.00	38,145.76	23.7%
TOTAL RISK MANAGEMENT		4,000	4,000	-75,628.46	.00	.00	79,628.46	-1890.7%
TOTAL Risk Management		4,000	4,000	-75,628.46	.00	.00	79,628.46	-1890.7%
	TOTAL REVENUES	-46,000	-46,000	-90,503.76	.00	.00	44,503.76	
	TOTAL EXPENSES	50,000	50,000	14,875.30	.00	.00	35,124.70	

PRIOR FUND BALANCE	181,032.93
CHANGE IN FUND BALANCE - NET OF REVENUES/EXPENSES	75,628.46
REVISED FUND BALANCE	256,661.39

YEAR-TO-DATE BUDGET REPORT

FOR 2026 09

ACCOUNTS FOR: 310 Drug Enforcement		ORIGINAL APPROP	REVISED BUDGET	YTD ACTUAL	MTD ACTUAL	ENCUMBRANCES	AVAILABLE BUDGET	PCT USE/COL
31021100 DRUG ENFORCEMENT								
31021100 3031	STATE TAX DISTRIBUTI	-8,000	-8,000	-336.05	.00	.00	-7,663.95	4.2%*
31021100 3521	DRUG FORFEITURE	-5,000	-5,000	-33,607.20	.00	.00	28,607.20	672.1%
31021100 3531	INTEREST INCOME	-500	-500	-228.66	.00	.00	-271.34	45.7%*
31021100 3801	MISCELLANEOUS	-500	-500	.00	.00	.00	-500.00	.0%*
31021100 5345	FORFEIT EXPENSE	5,000	5,000	.00	.00	.00	5,000.00	.0%
31021100 5565	TRAINING-K9	10,000	10,000	5,742.28	3,215.89	.00	4,257.72	57.4%
31021100 5835	SUPPLIES - K9	2,000	2,000	1,450.70	.00	.00	549.30	72.5%
31021100 6520	NEW EQUIPMENT-OTHER	5,000	5,000	615.23	.00	.00	4,384.77	12.3%
TOTAL DRUG ENFORCEMENT		8,000	8,000	-26,363.70	3,215.89	.00	34,363.70	-329.5%
TOTAL Drug Enforcement		8,000	8,000	-26,363.70	3,215.89	.00	34,363.70	-329.5%
	TOTAL REVENUES	-14,000	-14,000	-34,171.91	.00	.00	20,171.91	
	TOTAL EXPENSES	22,000	22,000	7,808.21	3,215.89	.00	14,191.79	

PRIOR FUND BALANCE	85,572.25
CHANGE IN FUND BALANCE - NET OF REVENUES/EXPENSES	26,363.70
REVISED FUND BALANCE	111,935.95

YEAR-TO-DATE BUDGET REPORT

FOR 2026 09

ACCOUNTS FOR: 311 DEA Foreiture		ORIGINAL APPROP	REVISED BUDGET	YTD ACTUAL	MTD ACTUAL	ENCUMBRANCES	AVAILABLE BUDGET	PCT USE/COL
31121100 DEA FORFEITURE								
31121100 3521	DRUG FORFEITURE	-5,000	-5,000	.00	.00	.00	-5,000.00	.0%*
31121100 3531	INTEREST INCOME	-200	-200	-87.34	.00	.00	-112.66	43.7%*
31121100 5345	FORFEIT EXPENSE	5,000	5,000	.00	.00	.00	5,000.00	.0%
TOTAL DEA FORFEITURE		-200	-200	-87.34	.00	.00	-112.66	43.7%
TOTAL DEA Foreiture		-200	-200	-87.34	.00	.00	-112.66	43.7%
	TOTAL REVENUES	-5,200	-5,200	-87.34	.00	.00	-5,112.66	
	TOTAL EXPENSES	5,000	5,000	.00	.00	.00	5,000.00	

PRIOR FUND BALANCE	3,392.32
CHANGE IN FUND BALANCE - NET OF REVENUES/EXPENSES	87.34
REVISED FUND BALANCE	3,479.66

YEAR-TO-DATE BUDGET REPORT

FOR 2026 09

ACCOUNTS FOR: 312 Community Development Loan		ORIGINAL APPROP	REVISED BUDGET	YTD ACTUAL	MTD ACTUAL	ENCUMBRANCES	AVAILABLE BUDGET	PCT USE/COL
31200100 COMMUNITY DEVELOPMENT LOAN								
31200100 3174	LOAN REPAYMENTS	-2,000	-2,000	.00	.00	.00	-2,000.00	.0%*
31200100 5274	CONTRACTED-CONTRACTO	10,000	10,000	.00	.00	.00	10,000.00	.0%
31200100 5419	LEGAL PUBLICATION	500	500	.00	.00	.00	500.00	.0%
TOTAL COMMUNITY DEVELOPMENT LOAN		8,500	8,500	.00	.00	.00	8,500.00	.0%
TOTAL Community Development Loan		8,500	8,500	.00	.00	.00	8,500.00	.0%
	TOTAL REVENUES	-2,000	-2,000	.00	.00	.00	-2,000.00	
	TOTAL EXPENSES	10,500	10,500	.00	.00	.00	10,500.00	

PRIOR FUND BALANCE	20,751.71
CHANGE IN FUND BALANCE - NET OF REVENUES/EXPENSES	.00
REVISED FUND BALANCE	20,751.71

YEAR-TO-DATE BUDGET REPORT

FOR 2026 09

ACCOUNTS FOR: 314 Economic Development Loan		ORIGINAL APPROP	REVISED BUDGET	YTD ACTUAL	MTD ACTUAL	ENCUMBRANCES	AVAILABLE BUDGET	PCT USE/COL
31400100 ECONOMIC DEVELOPMENT LOAN								
31400100 3206	LOAN REPAY-STROH CLE	-16,000	-16,000	.00	.00	.00	-16,000.00	.0%*
31400100 3216	LOAN REPAY-VHC PERFO	-13,000	-13,000	.00	.00	.00	-13,000.00	.0%*
31400100 5212	APPROVED LOANS	2,000	2,000	.00	.00	.00	2,000.00	.0%
31400100 5267	CONSULTANT FEE	1,000	1,000	.00	.00	.00	1,000.00	.0%
31400100 5356	GRANT-CDBG-CV	26,000	26,000	.00	.00	.00	26,000.00	.0%
TOTAL ECONOMIC DEVELOPMENT LOAN		0	0	.00	.00	.00	.00	.0%
TOTAL Economic Development Loan		0	0	.00	.00	.00	.00	.0%
	TOTAL REVENUES	-29,000	-29,000	.00	.00	.00	-29,000.00	
	TOTAL EXPENSES	29,000	29,000	.00	.00	.00	29,000.00	

PRIOR FUND BALANCE	1,750.00
CHANGE IN FUND BALANCE - NET OF REVENUES/EXPENSES	.00
REVISED FUND BALANCE	1,750.00

YEAR-TO-DATE BUDGET REPORT

FOR 2026 09

ACCOUNTS FOR: 315 Enhanced Wireless 911		ORIGINAL APPROP	REVISED BUDGET	YTD ACTUAL	MTD ACTUAL	ENCUMBRANCES	AVAILABLE BUDGET	PCT USE/COL
31521100 ENHANCED WIRELESS 911								
31521100 3097	TELEPHONE FRANCHISE	-240,000	-240,000	-193,028.63	-21,525.44	.00	-46,971.37	80.4%*
31521100 3808	MISCELLANEOUS-POLICE	-100	0	.00	.00	.00	.00	.0%
31521100 5441	MAINTENANCE CONTRACT	216,000	216,000	238,421.19	11,071.66	.00	-22,421.19	110.4%*
31521100 5471	REPAIR-EQUIPMENT	10,000	0	.00	.00	.00	.00	.0%
31521100 5561	TRAINING-EDUCATION	10,000	0	.00	.00	.00	.00	.0%
31521100 5571	TRAVEL EXPENSE	10,000	0	.00	.00	.00	.00	.0%
31521100 6520	NEW EQUIPMENT-OTHER	20,000	20,000	4,099.69	2,590.80	.00	15,900.31	20.5%
TOTAL ENHANCED WIRELESS 911		25,900	-4,000	49,492.25	-7,862.98	.00	-53,492.25	-1237.3%
TOTAL Enhanced Wireless 911		25,900	-4,000	49,492.25	-7,862.98	.00	-53,492.25	-1237.3%
	TOTAL REVENUES	-240,100	-240,000	-193,028.63	-21,525.44	.00	-46,971.37	
	TOTAL EXPENSES	266,000	236,000	242,520.88	13,662.46	.00	-6,520.88	

PRIOR FUND BALANCE	67,961.64
CHANGE IN FUND BALANCE - NET OF REVENUES/EXPENSES	-49,492.25
REVISED FUND BALANCE	18,469.39

YEAR-TO-DATE BUDGET REPORT

FOR 2026 09

ACCOUNTS FOR: 317 HIDTA Grant		ORIGINAL APPROP	REVISED BUDGET	YTD ACTUAL	MTD ACTUAL	ENCUMBRANCES	AVAILABLE BUDGET	PCT USE/COL
31721100 HIDTA GRANT								
31721100 3001	FEDERAL GRANT	-55,000	-55,000	-12,711.81	.00	.00	-42,288.19	23.1%*
31721100 3090	GRANT-CITY SHARE	-90,000	-90,000	-93,000.00	.00	.00	3,000.00	103.3%
31721100 5100	SALARIES	80,000	80,000	.00	.00	.00	80,000.00	.0%
31721100 5111	HEALTH INSURANCE	10,800	10,800	.00	.00	.00	10,800.00	.0%
31721100 5112	KP&F-CITY SHARE	19,100	19,100	.00	.00	.00	19,100.00	.0%
31721100 5114	SOCIAL SECURITY-CITY	6,200	6,200	.00	.00	.00	6,200.00	.0%
31721100 5115	UNEMPLOYMENT COMPENS	100	100	.00	.00	.00	100.00	.0%
31721100 5116	WORKERS COMPENSATION	1,250	1,250	1,250.00	.00	.00	.00	100.0%
31721100 6520	NEW EQUIPMENT-OTHER	8,000	8,000	.00	.00	.00	8,000.00	.0%
TOTAL HIDTA GRANT		-19,550	-19,550	-104,461.81	.00	.00	84,911.81	534.3%
TOTAL HIDTA Grant		-19,550	-19,550	-104,461.81	.00	.00	84,911.81	534.3%
	TOTAL REVENUES	-145,000	-145,000	-105,711.81	.00	.00	-39,288.19	
	TOTAL EXPENSES	125,450	125,450	1,250.00	.00	.00	124,200.00	

PRIOR FUND BALANCE	135,831.49
CHANGE IN FUND BALANCE - NET OF REVENUES/EXPENSES	104,461.81
REVISED FUND BALANCE	240,293.30

YEAR-TO-DATE BUDGET REPORT

FOR 2026 09

ACCOUNTS FOR: 318 Housing		ORIGINAL APPROP	REVISED BUDGET	YTD ACTUAL	MTD ACTUAL	ENCUMBRANCES	AVAILABLE BUDGET	PCT USE/COL
31800100 HOUSING								
31800100 3025	PILOT	-29,000	-29,000	.00	.00	.00	-29,000.00	.0%*
TOTAL HOUSING		-29,000	-29,000	.00	.00	.00	-29,000.00	.0%
TOTAL Housing		-29,000	-29,000	.00	.00	.00	-29,000.00	.0%
	TOTAL REVENUES	-29,000	-29,000	.00	.00	.00	-29,000.00	

PRIOR FUND BALANCE	185,591.54
CHANGE IN FUND BALANCE - NET OF REVENUES/EXPENSES	.00
REVISED FUND BALANCE	185,591.54

YEAR-TO-DATE BUDGET REPORT

FOR 2026 09

ACCOUNTS FOR: 319 Project Development		ORIGINAL APPROP	REVISED BUDGET	YTD ACTUAL	MTD ACTUAL	ENCUMBRANCES	AVAILABLE BUDGET	PCT USE/COL
31900100 PROJECT DEVELOPMENT								
31900100 3174	LOAN REPAYMENTS	-2,000	-2,000	-1,810.97	-514.19	.00	-189.03	90.5%*
31900100 5266	LOAN PAYMENT-KCC	2,000	2,000	1,496.34	.00	.00	503.66	74.8%
31900100 6651	DOWNTOWN PROJECT	0	0	.00	.00	30,147.60	-30,147.60	100.0%*
31900100 6652	CITY CAPITAL PROJECT	170,000	0	.00	.00	.00	.00	.0%
TOTAL PROJECT DEVELOPMENT		170,000	0	-314.63	-514.19	30,147.60	-29,832.97	100.0%
TOTAL Project Development		170,000	0	-314.63	-514.19	30,147.60	-29,832.97	100.0%
	TOTAL REVENUES	-2,000	-2,000	-1,810.97	-514.19	.00	-189.03	
	TOTAL EXPENSES	172,000	2,000	1,496.34	.00	30,147.60	-29,643.94	

PRIOR FUND BALANCE	196,691.62
CHANGE IN FUND BALANCE - NET OF REVENUES/EXPENSES	314.63
REVISED FUND BALANCE	197,006.25

YEAR-TO-DATE BUDGET REPORT

FOR 2026 09

ACCOUNTS FOR: 320 Project Safe Neighborhood		ORIGINAL APPROP	REVISED BUDGET	YTD ACTUAL	MTD ACTUAL	ENCUMBRANCES	AVAILABLE BUDGET	PCT USE/COL
32021100 PROJECT SAFE NEIGHBORHOOD								
32021100 3001	FEDERAL GRANT	-40,000	-40,000	-38,937.11	.00	.00	-1,062.89	97.3%*
32021100 5571	TRAVEL EXPENSE	4,500	8,400	1,703.80	.00	.00	6,696.20	20.3%
32021100 6520	NEW EQUIPMENT-OTHER	36,000	31,600	.00	.00	.00	31,600.00	.0%
TOTAL PROJECT SAFE NEIGHBORHOOD		500	0	-37,233.31	.00	.00	37,233.31	100.0%
TOTAL Project Safe Neighborhood		500	0	-37,233.31	.00	.00	37,233.31	100.0%
	TOTAL REVENUES	-40,000	-40,000	-38,937.11	.00	.00	-1,062.89	
	TOTAL EXPENSES	40,500	40,000	1,703.80	.00	.00	38,296.20	

PRIOR FUND BALANCE	55,626.39
CHANGE IN FUND BALANCE - NET OF REVENUES/EXPENSES	37,233.31
REVISED FUND BALANCE	92,859.70

YEAR-TO-DATE BUDGET REPORT

FOR 2026 09

ACCOUNTS FOR: 321 Opioid Settlements		ORIGINAL APPROP	REVISED BUDGET	YTD ACTUAL	MTD ACTUAL	ENCUMBRANCES	AVAILABLE BUDGET	PCT USE/COL
32121100 OPIOID SETTLEMENTS								
32121100 3071	SETTLEMENT-CVS #1	0	0	-6,011.75	-6,011.75	.00	6,011.75	100.0%
32121100 3080	SETTLEMENT - MCKINSE	-5,000	-5,000	.00	.00	.00	-5,000.00	.0%*
32121100 3081	SETTLEMENT-MALLINCKR	-5,000	-5,000	.00	.00	.00	-5,000.00	.0%*
32121100 3082	SETTLEMENT-JANSSEN #	-5,000	-5,000	-1,821.38	-1,821.38	.00	-3,178.62	36.4%*
32121100 3083	SETTLEMENT-DISTRIBUT	-10,000	-10,000	-11,982.28	-11,982.28	.00	1,982.28	119.8%
32121100 3084	SETTLEMENT-ALLERGAN	0	0	-3,436.09	-3,436.09	.00	3,436.09	100.0%
32121100 3085	SETTLEMENT-TEVA	0	0	-3,126.78	-3,126.78	.00	3,126.78	100.0%
32121100 3088	SETTLEMENT-WALGREENS	0	0	-55.13	.00	.00	55.13	100.0%
32121100 3089	SETTLEMENT-WALGREENS	0	0	-2,877.93	.00	.00	2,877.93	100.0%
32121100 3093	SETTLEMENT-KROGER	0	0	-3,155.95	.00	.00	3,155.95	100.0%
32121100 6520	NEW EQUIPMENT-OTHER	60,000	60,000	.00	.00	.00	60,000.00	.0%
TOTAL OPIOID SETTLEMENTS		35,000	35,000	-32,467.29	-26,378.28	.00	67,467.29	-92.8%
TOTAL Opioid Settlements		35,000	35,000	-32,467.29	-26,378.28	.00	67,467.29	-92.8%
	TOTAL REVENUES	-25,000	-25,000	-32,467.29	-26,378.28	.00	7,467.29	
	TOTAL EXPENSES	60,000	60,000	.00	.00	.00	60,000.00	

PRIOR FUND BALANCE	143,599.12
CHANGE IN FUND BALANCE - NET OF REVENUES/EXPENSES	32,467.29
REVISED FUND BALANCE	176,066.41

YEAR-TO-DATE BUDGET REPORT

FOR 2026 09

ACCOUNTS FOR: 401 Capital Improvement Plan Fund		ORIGINAL APPROP	REVISED BUDGET	YTD ACTUAL	MTD ACTUAL	ENCUMBRANCES	AVAILABLE BUDGET	PCT USE/COL
40177100 CAPITAL IMPROVEMENT PLAN								
40177100 3371	TRANSFER-CITY DEPART	-200,000	-200,000	.00	.00	.00	-200,000.00	.0%*
40177100 3801	MISCELLANEOUS	-20,000	-20,000	-29,517.50	.00	.00	9,517.50	147.6%
40177100 6221	GOLF COURSE IMPROVEM	100	210,000	15,050.00	4,550.00	.00	194,950.00	7.2%
40177100 6513	NEW EQUIPMENT-SOFTWA	0	340,461	276,206.07	273,179.65	.00	64,254.61	81.1%
40177100 6516	NEW EQUIPMENT-FIRE	200,000	73,530	63,761.25	.00	.00	9,769.11	86.7%
40177100 6520	NEW EQUIPMENT-OTHER	0	301,380	.00	.00	.00	301,380.15	.0%
40177100 6561	ZOO IMPROVEMENT	0	167,550	72,414.35	.00	.00	95,135.65	43.2%
40177100 6617	PROJECTS-PARKS	100	100,000	.00	.00	.00	100,000.00	.0%
TOTAL CAPITAL IMPROVEMENT PLAN		-19,800	972,921	397,914.17	277,729.65	.00	575,007.02	40.9%
TOTAL Capital Improvement Plan Fu		-19,800	972,921	397,914.17	277,729.65	.00	575,007.02	40.9%
	TOTAL REVENUES	-220,000	-220,000	-29,517.50	.00	.00	-190,482.50	
	TOTAL EXPENSES	200,200	1,192,921	427,431.67	277,729.65	.00	765,489.52	

PRIOR FUND BALANCE	1,192,921.19
CHANGE IN FUND BALANCE - NET OF REVENUES/EXPENSES	-397,914.17
REVISED FUND BALANCE	795,007.02

YEAR-TO-DATE BUDGET REPORT

FOR 2026 09

ACCOUNTS FOR: 402 Capital Projects		ORIGINAL APPROP	REVISED BUDGET	YTD ACTUAL	MTD ACTUAL	ENCUMBRANCES	AVAILABLE BUDGET	PCT USE/COL
40277100 CAPITAL PROJECTS								
40277100 3335	REPAYMENT-KDOT	0	0	-1,007,568.57	.00	.00	1,007,568.57	100.0%
40277100 3531	INTEREST INCOME	0	-100,000	-137,106.73	.00	.00	37,106.73	137.1%
40277100 3570	BOND PROCEEDS	0	-1,745,000	-1,743,280.55	.00	.00	-1,719.45	99.9%*
40277100 3801	MISCELLANEOUS	0	0	-17.00	.00	.00	17.00	100.0%
40277100 5344	BOND ISSUANCE COSTS	0	63,459	45,548.70	.00	.00	17,910.16	71.8%
40277100 5657	MATERIAL-WATER TOWER	0	5,000,000	2,778,726.25	.00	.00	2,221,273.75	55.6%
40277100 5666	MATERIAL-WATER SERVI	0	942,029	678,348.74	107,862.78	.00	263,680.20	72.0%
40277100 6121	CEMETERY IMPROVEMENT	0	555,322	96,495.28	13,897.04	.00	458,827.04	17.4%
40277100 6142	MAINTENANCE-WATER/SE	0	1,253,172	1,341,249.60	112,059.44	.00	-88,077.52	107.0%*
40277100 6539	NEW EQUIPMENT-SOLID	0	1,704,725	1,482,210.16	15,195.00	.00	222,514.84	86.9%
40277100 6678	KS AVE WIDENING - CC	0	245,299	.00	.00	.00	245,299.31	.0%
40277100 6679	EAST SIDE PEDESTRIAN	0	2,035,488	1,977,322.17	194,097.90	.00	58,165.79	97.1%
40277100 7019	TRANSFER-OTHER FUNDS	0	20,275	64,775.00	.00	.00	-44,500.00	319.5%*
TOTAL CAPITAL PROJECTS		0	9,974,769	5,576,703.05	443,112.16	.00	4,398,066.42	55.9%
TOTAL Capital Projects		0	9,974,769	5,576,703.05	443,112.16	.00	4,398,066.42	55.9%
	TOTAL REVENUES	0	-1,845,000	-2,887,972.85	.00	.00	1,042,972.85	
	TOTAL EXPENSES	0	11,819,769	8,464,675.90	443,112.16	.00	3,355,093.57	

PRIOR FUND BALANCE	10,076,488.92
CHANGE IN FUND BALANCE - NET OF REVENUES/EXPENSES	-5,576,703.05
REVISED FUND BALANCE	4,499,785.87

YEAR-TO-DATE BUDGET REPORT

FOR 2026 09

ACCOUNTS FOR: 403 .30 Sales Tax Projects		ORIGINAL APPROP	REVISED BUDGET	YTD ACTUAL	MTD ACTUAL	ENCUMBRANCES	AVAILABLE BUDGET	PCT USE/COL
40377100 .30 SALES TAX PROJECTS								
40377100 3054	COUNTYWIDE TAX - CIT	-1,800,000	-1,800,000	-1,439,524.51	-167,086.32	.00	-360,475.49	80.0%*
40377100 3055	COUNTYWIDE TAX - COU	-1,600,000	-1,600,000	-1,150,830.17	-146,439.23	.00	-449,169.83	71.9%*
40377100 3531	INTEREST INCOME	-50,000	0	.00	.00	.00	.00	.0%
40377100 5296	THIRD FIRE STATION O	1,598,300	1,598,300	.00	.00	.00	1,598,300.00	.0%
40377100 6275	INTERNAL LOAN-REPAY	0	1,000,000	.00	.00	.00	1,000,000.00	.0%
40377100 6616	PROJECT-FIRE STATION	0	620,000	2,231.27	.00	.00	617,768.73	.4%
40377100 6682	INTEREST ON BONDS	556,450	556,450	278,225.00	.00	.00	278,225.00	50.0%
40377100 6683	PRINCIPAL ON BONDS	1,465,000	1,465,000	.00	.00	.00	1,465,000.00	.0%
TOTAL .30 SALES TAX PROJECTS		169,750	1,839,750	-2,309,898.41	-313,525.55	.00	4,149,648.41	-125.6%
TOTAL .30 Sales Tax Projects		169,750	1,839,750	-2,309,898.41	-313,525.55	.00	4,149,648.41	-125.6%
	TOTAL REVENUES	-3,450,000	-3,400,000	-2,590,354.68	-313,525.55	.00	-809,645.32	
	TOTAL EXPENSES	3,619,750	5,239,750	280,456.27	.00	.00	4,959,293.73	

PRIOR FUND BALANCE	4,405,460.35
CHANGE IN FUND BALANCE - NET OF REVENUES/EXPENSES	2,309,898.41
REVISED FUND BALANCE	6,715,358.76

YEAR-TO-DATE BUDGET REPORT

FOR 2026 09

ACCOUNTS FOR: 404 .15 Sales Tax Projects		ORIGINAL APPROP	REVISED BUDGET	YTD ACTUAL	MTD ACTUAL	ENCUMBRANCES	AVAILABLE BUDGET	PCT USE/COL
40477100 .15 SALES TAX PROJECTS								
40477100 3052	CITY SALES TAX - SPE	-1,400,000	-1,400,000	-1,132,889.49	-126,124.75	.00	-267,110.51	80.9%*
40477100 3531	INTEREST INCOME	0	0	-14,434.79	.00	.00	14,434.79	100.0%
40477100 6682	INTEREST ON BONDS	210,312	210,312	105,156.25	.00	.00	105,155.75	50.0%
40477100 6683	PRINCIPAL ON BONDS	765,000	765,000	.00	.00	.00	765,000.00	.0%
40477100 7019	TRANSFER-OTHER FUNDS	400,000	400,000	.00	.00	.00	400,000.00	.0%
TOTAL .15 SALES TAX PROJECTS		-24,688	-24,688	-1,042,168.03	-126,124.75	.00	1,017,480.03	4221.4%
TOTAL .15 Sales Tax Projects		-24,688	-24,688	-1,042,168.03	-126,124.75	.00	1,017,480.03	4221.4%
	TOTAL REVENUES	-1,400,000	-1,400,000	-1,147,324.28	-126,124.75	.00	-252,675.72	
	TOTAL EXPENSES	1,375,312	1,375,312	105,156.25	.00	.00	1,270,155.75	

PRIOR FUND BALANCE	352,761.18
CHANGE IN FUND BALANCE - NET OF REVENUES/EXPENSES	1,042,168.03
REVISED FUND BALANCE	1,394,929.21

YEAR-TO-DATE BUDGET REPORT

FOR 2026 09

ACCOUNTS FOR: 501 Electric		ORIGINAL APPROP	REVISED BUDGET	YTD ACTUAL	MTD ACTUAL	ENCUMBRANCES	AVAILABLE BUDGET	PCT USE/COL
50151100 ELECTRIC REVENUE								
50151100 3001	FEDERAL GRANT	-100	-626,050	-430,098.90	.00	.00	-195,951.10	68.7%*
50151100 3002	STATE GRANT	-100	-302,600	-234,478.56	-35,176.95	.00	-68,121.44	77.5%*
50151100 3101	COLLECTIONS-ELECTRIC	-39,995,000	-40,909,000	-32,769,047.05	-4,741,503.57	.00	-8,139,952.95	80.1%*
50151100 3121	CONNECT FEES	-100,000	-30,000	-106,011.86	-13,053.19	.00	76,011.86	353.4%
50151100 3160	IDENTIFIED LONG/SHOR	-210,000	0	2,593.60	2,085.71	.00	-2,593.60	100.0%*
50151100 3161	UNIDENTIFIED LONG/SH	-1,000	-1,000	104.49	-5.67	.00	-1,104.49	-10.4%*
50151100 3163	RETURNED CHECK CHARG	-18,000	-18,000	-7,751.52	-1,671.06	.00	-10,248.48	43.1%*
50151100 3305	PENALTIES	-110,000	-220,000	-202,023.83	-45,785.61	.00	-17,976.17	91.8%*
50151100 3331	REPAYMENT-DEVELOPER	-650,000	-758,000	-1,960,027.63	-56,439.24	.00	1,202,027.63	258.6%
50151100 3361	SALE OF MATERIAL	-21,000	-21,000	-27,082.25	.00	.00	6,082.25	129.0%
50151100 3552	RENTAL-CITY FACILITI	0	0	-27,555.51	-3,111.08	.00	27,555.51	100.0%
50151100 3671	SALES TAX	-1,400,000	-1,600,000	-1,337,203.83	-222,767.31	.00	-262,796.17	83.6%*
50151100 3706	KMEA - AAR & TCR CRE	0	0	-1,713,885.00	.00	.00	1,713,885.00	100.0%
50151100 3801	MISCELLANEOUS	-130,000	-100,000	-120,365.54	-2,399.32	.00	20,365.54	120.4%
TOTAL ELECTRIC REVENUE		-42,635,200	-44,585,650	-38,932,833.39	-5,119,827.29	.00	-5,652,816.61	87.3%

YEAR-TO-DATE BUDGET REPORT

FOR 2026 09

ACCOUNTS FOR: 501 Electric		ORIGINAL APPROP	REVISED BUDGET	YTD ACTUAL	MTD ACTUAL	ENCUMBRANCES	AVAILABLE BUDGET	PCT USE/COL
50151511 ELECTRIC ADDITIONS								
50151511 5274	CONTRACTED-CONTRACTO	950,000	1,150,000	674,130.94	74,715.11	.00	475,869.06	58.6%
50151511 5651	MATERIAL-BUILDING	30,000	30,000	33,965.96	.00	.00	-3,965.96	113.2%*
50151511 5653	MATERIAL-TRAFFIC LIG	570,000	667,400	639,581.97	150.35	.00	27,818.03	95.8%
50151511 5655	MATERIAL-STREET LIGH	450,000	75,000	67,897.13	15,179.60	.00	7,102.87	90.5%
50151511 5659	MATERIAL-DISTRIBUTIO	975,000	1,150,000	1,663,867.92	442,883.68	22,814.39	-536,682.31	146.7%*
50151511 5668	MATERIAL-SUBSTATION	175,000	100,000	47,342.50	3,025.79	804.43	51,853.07	48.1%
50151511 5672	MATERIAL-STORM SIREN	50,000	50,000	47,376.91	.00	.00	2,623.09	94.8%
50151511 6291	LAND PURCHASE	50,000	75,000	74,332.10	.00	.00	667.90	99.1%
50151511 6461	METERS-ELECTRIC	150,000	150,000	121,162.83	1,594.61	16,581.66	12,255.51	91.8%
50151511 6511	NEW EQUIPMENT-OFFICE	30,000	30,000	29,996.33	29,048.70	.00	3.67	100.0%
50151511 6519	NEW EQUIPMENT-TEST	7,000	7,000	391.97	359.70	.00	6,608.03	5.6%
50151511 6520	NEW EQUIPMENT-OTHER	10,000	200,000	165,788.05	.00	.00	34,211.95	82.9%
50151511 6538	NEW EQUIPMENT-SCADA	40,000	40,000	3,742.34	1,651.22	.00	36,257.66	9.4%
50151511 6661	TRANSFORMERS	1,500,000	1,635,000	732,624.21	37,913.48	987,312.12	-84,936.33	105.2%*
TOTAL ELECTRIC ADDITIONS		4,987,000	5,359,400	4,302,201.16	606,522.24	1,027,512.60	29,686.24	99.4%

YEAR-TO-DATE BUDGET REPORT

FOR 2026 09

ACCOUNTS FOR: 501 Electric		ORIGINAL APPROP	REVISED BUDGET	YTD ACTUAL	MTD ACTUAL	ENCUMBRANCES	AVAILABLE BUDGET	PCT USE/COL
50151512 ELECTRIC PRODUCTION								
50151512 5100	SALARIES	566,400	574,700	455,698.90	38,988.10	.00	119,001.10	79.3%
50151512 5111	HEALTH INSURANCE	54,000	54,000	36,331.36	3,733.54	.00	17,668.64	67.3%
50151512 5113	KPERS-CITY SHARE	60,000	31,150	44,156.33	4,128.84	.00	-13,006.33	141.8%*
50151512 5114	SOCIAL SECURITY-CITY	43,350	43,750	33,271.73	2,803.11	.00	10,478.27	76.0%
50151512 5115	UNEMPLOYMENT COMPENS	550	600	455.75	38.99	.00	144.25	76.0%
50151512 5116	WORKERS COMPENSATION	6,250	6,250	6,250.00	.00	.00	.00	100.0%
50151512 5281	CONTRACTED-GIS	51,450	51,450	50,831.17	.00	.00	618.83	98.8%
50151512 5471	REPAIR-BUILDINGS	5,000	5,000	1,857.07	346.65	.00	3,142.93	37.1%
50151512 5474	REPAIR-EQUIPMENT	15,000	15,000	7,129.02	1,198.47	.00	7,870.98	47.5%
50151512 5480	REPAIR-RADIOS	750	750	65.35	.00	.00	684.65	8.7%
50151512 5482	REPAIR-SUBSTATIONS	375,000	200,000	223,010.21	171,650.44	.00	-23,010.21	111.5%*
50151512 5483	REPAIR-VEHICLE	10,000	10,000	11,700.98	2,248.86	.00	-1,700.98	117.0%*
50151512 5576	TELEPHONE	12,000	15,000	13,506.45	1,921.15	.00	1,493.55	90.0%
50151512 5586	UTILITIES-GAS	7,500	7,500	5,431.22	94.56	.00	2,068.78	72.4%
50151512 5621	WHOLESALE ELECTRIC	17,500,000	19,200,000	13,516,980.44	1,920,895.31	.00	5,683,019.56	70.4%
50151512 5622	POWER SUPPLY LONG-TE	4,300,000	4,150,000	3,296,353.78	370,157.69	.00	853,646.22	79.4%
50151512 5623	JEC OPERATING COSTS	250,000	250,000	111,778.29	11,608.10	34,394.43	103,827.28	58.5%
50151512 5624	STATE LOW INT LOAN	1,136,000	1,118,500	930,669.00	93,066.90	.00	187,831.00	83.2%
TOTAL ELECTRIC PRODUCTION		24,393,250	25,733,650	18,745,477.05	2,622,880.71	34,394.43	6,953,778.52	73.0%

YEAR-TO-DATE BUDGET REPORT

FOR 2026 09

ACCOUNTS FOR: 501 Electric		ORIGINAL APPROP	REVISED BUDGET	YTD ACTUAL	MTD ACTUAL	ENCUMBRANCES	AVAILABLE BUDGET	PCT USE/COL
50151513 ELECTRIC DISTRIBUTION								
50151513 5100	SALARIES	2,876,100	2,709,400	1,852,623.99	193,379.02	.00	856,776.01	68.4%
50151513 5111	HEALTH INSURANCE	295,680	291,600	186,728.09	19,502.03	.00	104,871.91	64.0%
50151513 5113	KPERS-CITY SHARE	301,700	290,350	196,192.98	20,478.85	.00	94,157.02	67.6%
50151513 5114	SOCIAL SECURITY-CITY	220,100	206,900	135,417.17	14,105.12	.00	71,482.83	65.5%
50151513 5115	UNEMPLOYMENT COMPENS	2,850	2,800	1,852.62	193.37	.00	947.38	66.2%
50151513 5116	WORKERS COMPENSATION	35,000	33,750	35,000.00	.00	.00	-1,250.00	103.7%*
50151513 5301	UTILITY LOCATE EXPEN	7,500	7,500	4,358.41	543.97	.00	3,141.59	58.1%
50151513 5483	REPAIR-VEHICLE	80,000	80,000	73,961.95	19,447.42	.00	6,038.05	92.5%
50151513 5485	REPAIR-TRANSFORMERS	2,500	2,500	3,845.95	.00	.00	-1,345.95	153.8%*
50151513 5524	ENVIRONMENTAL DISPOS	7,500	7,500	.00	.00	.00	7,500.00	.0%
50151513 5525	ENVIRONMENTAL TESTIN	2,000	2,000	100.00	.00	.00	1,900.00	5.0%
50151513 5575	TREE TRIMMING	160,000	160,000	113,100.00	.00	.00	46,900.00	70.7%
50151513 5581	UNIFORM EXPENSE	50,000	50,000	40,844.70	4,201.36	.00	9,155.30	81.7%
50151513 5585	UTILITIES-ELECTRIC	60,000	76,000	44,404.62	7,023.10	.00	31,595.38	58.4%
50151513 5645	GAS-OIL-DIESEL	58,200	50,800	50,429.39	8,998.46	.00	370.61	99.3%
50151513 5655	MATERIAL-STREET LIGH	0	0	437.01	437.01	.00	-437.01	100.0%*
50151513 5731	OTHER-GENERAL REPAIR	10,000	10,000	4,079.53	966.22	.00	5,920.47	40.8%
50151513 5812	SUPPLIES-OPERATIONS	100,000	100,000	67,646.12	14,335.88	.00	32,353.88	67.6%
50151513 5815	SUPPLIES-SAFETY	50,000	50,000	39,568.04	11,770.36	.00	10,431.96	79.1%
50151513 5818	SUPPLIES-SHOP	7,000	7,000	10,751.75	1,393.56	.00	-3,751.75	153.6%*

YEAR-TO-DATE BUDGET REPORT

FOR 2026 09

ACCOUNTS FOR: 501 Electric		ORIGINAL APPROP	REVISED BUDGET	YTD ACTUAL	MTD ACTUAL	ENCUMBRANCES	AVAILABLE BUDGET	PCT USE/COL
50151513 6520	NEW EQUIPMENT-OTHER	10,000	0	.00	.00	.00	.00	.0%
TOTAL ELECTRIC DISTRIBUTION		4,336,130	4,138,100	2,861,342.32	316,775.73	.00	1,276,757.68	69.1%

YEAR-TO-DATE BUDGET REPORT

FOR 2026 09

ACCOUNTS FOR: 501 Electric		ORIGINAL APPROP	REVISED BUDGET	YTD ACTUAL	MTD ACTUAL	ENCUMBRANCES	AVAILABLE BUDGET	PCT USE/COL
50151514 ELECTRIC COMMERCIAL								
50151514 5206	ADVERTISING & HIRING	3,000	3,000	2,672.71	237.70	.00	327.29	89.1%
50151514 5215	ASSOCIATION DUES	50,000	50,000	26,928.00	.00	.00	23,072.00	53.9%
50151514 5216	AUDIT EXPENSE	65,000	48,000	35,664.68	.00	.00	12,335.32	74.3%
50151514 5223	BANK & CREDIT CARD C	140,000	250,000	181,989.56	13,732.47	.00	68,010.44	72.8%
50151514 5262	COLLECTION FEES	7,000	7,000	801.48	.00	.00	6,198.52	11.4%
50151514 5289	CONTRACTED-UTIL BILL	25,000	33,000	20,943.34	3,632.65	.00	12,056.66	63.5%
50151514 5401	INSURANCE-PROPERTY	379,450	291,100	291,100.00	.00	.00	.00	100.0%
50151514 5402	INSURANCE-VEHICLES	90,000	90,000	40,042.93	.00	.00	49,957.07	44.5%
50151514 5431	INTERNET CONNECTION	1,500	1,500	.00	.00	.00	1,500.00	.0%
50151514 5441	MAINTENANCE CONTRACT	100,000	170,000	83,104.79	.00	.00	86,895.21	48.9%
50151514 5442	JANITORIAL SERVICE	8,000	8,500	6,295.00	720.00	.00	2,205.00	74.1%
50151514 5531	SUBSCRIPTIONS	0	1,800	1,800.00	.00	.00	.00	100.0%
50151514 5561	TRAINING-EDUCATION	65,000	65,000	68,061.17	2,728.75	.00	-3,061.17	104.7%*
50151514 5571	TRAVEL EXPENSE	55,000	55,000	47,236.62	5,940.73	.00	7,763.38	85.9%
50151514 5615	PROPERTY TAXES	13,000	0	.00	.00	.00	.00	.0%
50151514 5711	MEETINGS, MEALS EXPE	5,500	7,500	6,501.33	290.04	.00	998.67	86.7%
50151514 5715	MISCELLANEOUS	0	1,000	1,006.11	107.26	.00	-6.11	100.6%*
50151514 5811	SUPPLIES-OFFICE	35,000	25,000	8,144.74	999.01	.00	16,855.26	32.6%
50151514 7018	TRANSFER-ADMIN OVERH	2,825,300	2,825,300	2,118,978.00	235,442.00	.00	706,322.00	75.0%
50151514 7022	TRANSFER-RISK MANAGE	15,000	15,000	15,000.00	.00	.00	.00	100.0%

YEAR-TO-DATE BUDGET REPORT

FOR 2026 09

ACCOUNTS FOR: 501 Electric	ORIGINAL APPROP	REVISED BUDGET	YTD ACTUAL	MTD ACTUAL	ENCUMBRANCES	AVAILABLE BUDGET	PCT USE/COL
TOTAL ELECTRIC COMMERCIAL	3,882,750	3,947,700	2,956,270.46	263,830.61	.00	991,429.54	74.9%

YEAR-TO-DATE BUDGET REPORT

FOR 2026 09

ACCOUNTS FOR: 501 Electric		ORIGINAL APPROP	REVISED BUDGET	YTD ACTUAL	MTD ACTUAL	ENCUMBRANCES	AVAILABLE BUDGET	PCT USE/COL
50151515 ELECTRIC SUNDRY								
50151515 5267	CONSULTANT FEE	150,000	100,000	79,268.05	10,699.80	.00	20,731.95	79.3%
50151515 5331	ENGINEERING FEES	100,000	75,000	34,804.51	.00	.00	40,195.49	46.4%
50151515 5420	LEGAL SERVICES	50,000	30,000	3.08	.00	.00	29,996.92	.0%
50151515 5461	REFUND-CUSTOMER ACCO	100,000	50,000	21,609.76	604.94	.00	28,390.24	43.2%
50151515 5468	RENTAL AGREEMENT	0	6,200	6,190.30	.00	.00	9.70	99.8%
50151515 5541	TAX-STATE SALES	1,400,000	1,600,000	1,251,569.23	169,192.60	.00	348,430.77	78.2%
50151515 6563	SYSTEM ACQUISITION-W	75,000	152,000	150,964.79	.00	.00	1,035.21	99.3%
50151515 7019	TRANSFER-OTHER FUNDS	500,000	0	.00	.00	.00	.00	.0%
50151515 7025	TRANSFER-JEC RESERVE	750,000	0	.00	.00	.00	.00	.0%
50151515 7031	TRANSFER-UTILITY FRA	2,005,500	1,954,650	1,465,992.00	162,888.00	.00	488,658.00	75.0%
TOTAL ELECTRIC SUNDRY		5,130,500	3,967,850	3,010,401.72	343,385.34	.00	957,448.28	75.9%

YEAR-TO-DATE BUDGET REPORT

FOR 2026 09

ACCOUNTS FOR: 501 Electric		ORIGINAL APPROP	REVISED BUDGET	YTD ACTUAL	MTD ACTUAL	ENCUMBRANCES	AVAILABLE BUDGET	PCT USE/COL
50151516 ELECTRIC DEBT SERVICE								
50151516 7211	PRINCIPAL PMT - GO B	775,000	775,000	.00	.00	.00	775,000.00	.0%
50151516 7212	INTEREST PMT - GO BO	337,000	337,000	168,479.50	.00	.00	168,520.50	50.0%
TOTAL ELECTRIC DEBT SERVICE		1,112,000	1,112,000	168,479.50	.00	.00	943,520.50	15.2%
TOTAL Electric		1,206,430	-326,950	-6,888,661.18	-966,432.66	1,061,907.03	5,499,804.15	1782.2%
	TOTAL REVENUES	-42,635,200	-44,585,650	-38,932,833.39	-5,119,827.29	.00	-5,652,816.61	
	TOTAL EXPENSES	43,841,630	44,258,700	32,044,172.21	4,153,394.63	1,061,907.03	11,152,620.76	

PRIOR FUND BALANCE	683,341.64
CHANGE IN FUND BALANCE - NET OF REVENUES/EXPENSES	6,888,661.18
REVISED FUND BALANCE	7,572,002.82

YEAR-TO-DATE BUDGET REPORT

FOR 2026 09

ACCOUNTS FOR: 502 Electric Capital Reserve		ORIGINAL APPROP	REVISED BUDGET	YTD ACTUAL	MTD ACTUAL	ENCUMBRANCES	AVAILABLE BUDGET	PCT USE/COL
50251100 ELECTRIC CAPITAL RESERVE								
50251100 4005	TRANSFER-ELECTRIC UT	-750,000	0	.00	.00	.00	.00	.0%
50251100 5290	CONTRACTED-PROJECTS	50,000	0	.00	.00	.00	.00	.0%
TOTAL ELECTRIC CAPITAL RESERVE		-700,000	0	.00	.00	.00	.00	.0%
TOTAL Electric Capital Reserve		-700,000	0	.00	.00	.00	.00	.0%
	TOTAL REVENUES	-750,000	0	.00	.00	.00	.00	
	TOTAL EXPENSES	50,000	0	.00	.00	.00	.00	

PRIOR FUND BALANCE	5,152,850.34
CHANGE IN FUND BALANCE - NET OF REVENUES/EXPENSES	.00
REVISED FUND BALANCE	5,152,850.34

YEAR-TO-DATE BUDGET REPORT

FOR 2026 09

ACCOUNTS FOR: 503 Utilities Security Deposit		ORIGINAL APPROP	REVISED BUDGET	YTD ACTUAL	MTD ACTUAL	ENCUMBRANCES	AVAILABLE BUDGET	PCT USE/COL
50351100 UTILITIES SECURITY DEPOSIT								
50351100 3382	UTILITY DEPOSITS	-320,000	-100,000	-96,055.00	.00	.00	-3,945.00	96.1%*
50351100 5461	REFUND-CUSTOMER ACCO	320,000	100,200	596.11	.00	.00	99,603.89	.6%
TOTAL UTILITIES SECURITY DEPOSIT		0	200	-95,458.89	.00	.00	95,658.89	*******%
TOTAL Utilities Security Deposit		0	200	-95,458.89	.00	.00	95,658.89	*******%
	TOTAL REVENUES	-320,000	-100,000	-96,055.00	.00	.00	-3,945.00	
	TOTAL EXPENSES	320,000	100,200	596.11	.00	.00	99,603.89	

PRIOR FUND BALANCE	350,200.00
CHANGE IN FUND BALANCE - NET OF REVENUES/EXPENSES	95,458.89
REVISED FUND BALANCE	445,658.89

YEAR-TO-DATE BUDGET REPORT

FOR 2026 09

ACCOUNTS FOR: 521 Water and Sewage		ORIGINAL APPROP	REVISED BUDGET	YTD ACTUAL	MTD ACTUAL	ENCUMBRANCES	AVAILABLE BUDGET	PCT USE/COL
52153100 WATER REVENUE								
52153100 3102	COLLECTIONS-SEWER	-3,300,000	-3,500,000	-2,352,272.35	-276,079.59	.00	-1,147,727.65	67.2%*
52153100 3103	COLLECTIONS-WATER	-8,750,000	-9,400,000	-7,261,678.14	-1,134,571.48	.00	-2,138,321.86	77.3%*
52153100 3121	CONNECT FEES	-16,000	-11,000	-18,799.70	-1,596.36	.00	7,799.70	170.9%
52153100 3122	COUNTY SEWER FEES	-160,000	-160,000	-99,284.64	-306.00	.00	-60,715.36	62.1%*
52153100 3123	COUNTY SEWER MAINTEN	0	0	-1,075.88	-144.08	.00	1,075.88	100.0%
52153100 3124	COUNTY SEWER OPERATI	0	0	-1,651.50	-222.12	.00	1,651.50	100.0%
52153100 3130	FIRE LEG FEES	-15,000	-25,000	-23,719.50	.00	.00	-1,280.50	94.9%*
52153100 3305	PENALTIES	-30,000	-60,000	-76,783.51	-13,346.16	.00	16,783.51	128.0%
52153100 3331	REPAYMENT-DEVELOPER	-50,000	0	.00	.00	.00	.00	.0%
52153100 3361	SALE OF MATERIAL	-500	-500	.00	.00	.00	-500.00	.0%*
52153100 3362	SEWER MAINTENANCE FE	-6,000	-6,000	-145.50	.00	.00	-5,854.50	2.4%*
52153100 3363	SEWER TANK FEES	-60,000	-60,000	-66,799.58	-14,894.15	.00	6,799.58	111.3%
52153100 3364	SEWER TAP FEES	-30,000	-30,000	-63,020.00	-3,000.00	.00	33,020.00	210.1%
52153100 3383	WATER TANK SALES	-45,000	-30,000	-36,591.43	-1,583.21	.00	6,591.43	122.0%
52153100 3384	WATER TAP FEES	-110,000	-110,000	-347,453.66	-10,080.00	.00	237,453.66	315.9%
52153100 3677	TAX-WATER CONSUMPTIO	-67,000	-67,000	-55,226.60	-8,828.40	.00	-11,773.40	82.4%*
52153100 3701	FUEL TAX REFUND	-250	-250	-90.30	.00	.00	-159.70	36.1%*
52153100 3801	MISCELLANEOUS	0	0	-2,376.76	.00	.00	2,376.76	100.0%
TOTAL WATER REVENUE		-12,639,750	-13,459,750	-10,406,969.05	-1,464,651.55	.00	-3,052,780.95	77.3%

YEAR-TO-DATE BUDGET REPORT

FOR 2026 09

ACCOUNTS FOR: 521 Water and Sewage		ORIGINAL APPROP	REVISED BUDGET	YTD ACTUAL	MTD ACTUAL	ENCUMBRANCES	AVAILABLE BUDGET	PCT USE/COL
52153511 WATER ADDITIONS								
52153511 5661	MATERIALS-STREET REP	175,000	175,000	50,110.54	3,280.71	.00	124,889.46	28.6%
52153511 5662	MATERIALS-MAINS	240,000	240,000	.00	.00	.00	240,000.00	.0%
52153511 5663	MATERIAL-PUMPING EQU	180,000	180,000	42,992.43	41,834.00	58,075.25	78,932.32	56.1%
52153511 5666	MATERIAL-WATER SERVI	160,000	160,000	182,821.13	9,272.66	.00	-22,821.13	114.3%*
52153511 5667	MATERIAL-STRUCTURES	100	100	.00	.00	.00	100.00	.0%
52153511 5669	MATERIAL-SEWER MAINS	25,000	25,000	.00	.00	.00	25,000.00	.0%
52153511 5671	MATERIAL-LIFT STATIO	30,000	30,000	.00	.00	.00	30,000.00	.0%
52153511 6451	EQUIPMENT REPLACEMEN	1,000	1,000	.00	.00	.00	1,000.00	.0%
52153511 6462	METERS-WATER	130,000	130,000	180,664.64	37,623.01	.00	-50,664.64	139.0%*
52153511 6520	NEW EQUIPMENT-OTHER	0	97,500	97,500.00	.00	97,500.00	-97,500.00	200.0%*
52153511 6576	OTHER-GIS SYSTEM ACQ	5,400	5,400	.00	.00	.00	5,400.00	.0%
TOTAL WATER ADDITIONS		946,500	1,044,000	554,088.74	92,010.38	155,575.25	334,336.01	68.0%

YEAR-TO-DATE BUDGET REPORT

FOR 2026 09

ACCOUNTS FOR: 521 Water and Sewage		ORIGINAL APPROP	REVISED BUDGET	YTD ACTUAL	MTD ACTUAL	ENCUMBRANCES	AVAILABLE BUDGET	PCT USE/COL
52153512 WATER PRODUCTION								
52153512 5100	SALARIES	316,850	309,900	212,339.83	22,302.56	.00	97,560.17	68.5%
52153512 5111	HEALTH INSURANCE	43,200	43,200	31,477.34	3,313.35	.00	11,722.66	72.9%
52153512 5113	KPERS-CITY SHARE	33,600	33,200	22,486.83	2,361.85	.00	10,713.17	67.7%
52153512 5114	SOCIAL SECURITY-CITY	24,250	23,750	15,315.35	1,608.39	.00	8,434.65	64.5%
52153512 5115	UNEMPLOYMENT COMPENS	350	350	212.27	22.29	.00	137.73	60.6%
52153512 5116	WORKERS COMPENSATION	5,000	5,000	5,000.00	.00	.00	.00	100.0%
52153512 5215	ASSOCIATION DUES	1,200	1,200	1,778.00	120.00	.00	-578.00	148.2%*
52153512 5261	PURCHASED WATER	2,100,000	2,100,000	1,370,050.61	173,775.27	.00	729,949.39	65.2%
52153512 5281	CONTRACTED-GIS	51,450	51,450	50,831.17	.00	.00	618.83	98.8%
52153512 5474	REPAIR-EQUIPMENT	50,000	50,000	15,764.88	1,553.94	19,429.00	14,806.12	70.4%
52153512 5477	REPAIR-MATERIAL	200,000	200,000	143,637.18	12.59	16,090.00	40,272.82	79.9%
52153512 5479	REPAIR-SCADA	15,000	15,000	11,153.81	4,546.45	10,241.87	-6,395.68	142.6%*
52153512 5483	REPAIR-VEHICLE	5,000	5,000	2,847.01	111.72	.00	2,152.99	56.9%
52153512 5561	TRAINING-EDUCATION	7,000	7,000	1,663.00	.00	6,450.00	-1,113.00	115.9%*
52153512 5571	TRAVEL EXPENSE	6,000	6,000	3,127.24	.00	.00	2,872.76	52.1%
52153512 5576	TELEPHONE	3,500	4,800	4,156.91	489.18	.00	643.09	86.6%
52153512 5581	UNIFORM EXPENSE	6,000	6,000	4,477.45	450.25	.00	1,522.55	74.6%
52153512 5585	UTILITIES-ELECTRIC	895,000	895,000	739,795.79	112,413.94	.00	155,204.21	82.7%
52153512 5586	UTILITIES-GAS	3,000	3,000	1,203.81	40.78	.00	1,796.19	40.1%
52153512 5611	WATER ANALYSIS	20,000	25,500	5,940.95	169.90	.00	19,559.05	23.3%

YEAR-TO-DATE BUDGET REPORT

FOR 2026 09

ACCOUNTS FOR: 521 Water and Sewage			ORIGINAL APPROP	REVISED BUDGET	YTD ACTUAL	MTD ACTUAL	ENCUMBRANCES	AVAILABLE BUDGET	PCT USE/COL
52153512	5632	CHEMICALS	45,000	45,000	27,030.68	2,700.48	.00	17,969.32	60.1%
52153512	5633	CHLORINE	0	0	100.64	.00	.00	-100.64	100.0%*
52153512	5811	SUPPLIES-OFFICE	0	0	2,869.93	1,636.72	.00	-2,869.93	100.0%*
52153512	5812	SUPPLIES-OPERATIONS	30,000	60,000	46,349.83	5,434.97	.00	13,650.17	77.2%
52153512	6143	MAINT-WATER TOWER	250,000	253,000	250,467.49	18,635.00	.00	2,532.51	99.0%
52153512	6520	NEW EQUIPMENT-OTHER	0	0	71.60	.00	.00	-71.60	100.0%*
TOTAL WATER PRODUCTION			4,111,400	4,143,350	2,970,149.60	351,699.63	52,210.87	1,120,989.53	72.9%

YEAR-TO-DATE BUDGET REPORT

FOR 2026 09

ACCOUNTS FOR: 521 Water and Sewage		ORIGINAL APPROP	REVISED BUDGET	YTD ACTUAL	MTD ACTUAL	ENCUMBRANCES	AVAILABLE BUDGET	PCT USE/COL
52153513 WATER DISTRIBUTION								
52153513 5100	SALARIES	808,300	825,850	554,463.29	50,979.65	.00	271,386.71	67.1%
52153513 5111	HEALTH INSURANCE	129,600	141,400	81,351.10	8,299.62	.00	60,048.90	57.5%
52153513 5113	KPERS-CITY SHARE	85,600	88,250	58,796.51	5,398.74	.00	29,453.49	66.6%
52153513 5114	SOCIAL SECURITY-CITY	52,000	63,400	40,120.50	3,702.73	.00	23,279.50	63.3%
52153513 5115	UNEMPLOYMENT COMPENS	800	850	554.36	50.99	.00	295.64	65.2%
52153513 5116	WORKERS COMPENSATION	15,000	16,250	15,000.00	.00	.00	1,250.00	92.3%
52153513 5215	ASSOCIATION DUES	1,500	1,500	1,508.00	.00	.00	-8.00	100.5%*
52153513 5224	VENDING MACHINE FEES	1,000	1,200	1,032.57	117.37	.00	167.43	86.0%
52153513 5471	REPAIR-BUILDINGS	10,000	27,000	24,939.31	16.31	.00	2,060.69	92.4%
52153513 5474	REPAIR-EQUIPMENT	20,000	20,000	21,635.81	1,327.88	.00	-1,635.81	108.2%*
52153513 5477	REPAIR-MATERIAL	15,000	10,000	15.87	15.87	.00	9,984.13	.2%
52153513 5480	REPAIR-RADIOS	300	300	.00	.00	.00	300.00	.0%
52153513 5483	REPAIR-VEHICLE	15,000	15,000	9,734.91	1,118.99	.00	5,265.09	64.9%
52153513 5561	TRAINING-EDUCATION	4,000	4,000	2,278.75	.00	.00	1,721.25	57.0%
52153513 5571	TRAVEL EXPENSE	6,500	6,500	7,046.92	548.72	.00	-546.92	108.4%*
52153513 5645	GAS-OIL-DIESEL	33,250	24,000	24,712.45	3,882.30	.00	-712.45	103.0%*
52153513 5657	MATERIAL-WATER TOWER	2,000	2,000	.00	.00	.00	2,000.00	.0%
52153513 5732	OTHER-FIRE HYDRANT	15,000	15,000	3,841.88	.00	.00	11,158.12	25.6%
52153513 5811	SUPPLIES-OFFICE	7,000	7,000	2,696.96	279.36	.00	4,303.04	38.5%
52153513 5812	SUPPLIES-OPERATIONS	50,000	50,000	31,980.44	2,604.37	.00	18,019.56	64.0%

YEAR-TO-DATE BUDGET REPORT

FOR 2026 09

ACCOUNTS FOR: 521 Water and Sewage		ORIGINAL APPROP	REVISED BUDGET	YTD ACTUAL	MTD ACTUAL	ENCUMBRANCES	AVAILABLE BUDGET	PCT USE/COL
52153513 6520	NEW EQUIPMENT-OTHER	22,000	155,000	21,621.60	.00	.00	133,378.40	13.9%
TOTAL WATER DISTRIBUTION		1,293,850	1,474,500	903,331.23	78,342.90	.00	571,168.77	61.3%

YEAR-TO-DATE BUDGET REPORT

FOR 2026 09

ACCOUNTS FOR: 521 Water and Sewage		ORIGINAL APPROP	REVISED BUDGET	YTD ACTUAL	MTD ACTUAL	ENCUMBRANCES	AVAILABLE BUDGET	PCT USE/COL
52153514 WATER COMMERCIAL								
52153514 5206	ADVERTISING & HIRING	1,500	1,500	348.80	.00	.00	1,151.20	23.3%
52153514 5215	ASSOCIATION DUES	1,000	1,000	.00	.00	.00	1,000.00	.0%
52153514 5216	AUDIT EXPENSE	65,000	48,000	35,664.64	.00	.00	12,335.36	74.3%
52153514 5223	BANK & CREDIT CARD C	0	0	10,457.80	4,488.91	.00	-10,457.80	100.0%*
52153514 5289	CONTRACTED-UTIL BILL	25,000	33,000	20,943.34	3,632.65	.00	12,056.66	63.5%
52153514 5401	INSURANCE-PROPERTY	163,450	125,350	125,350.00	.00	.00	.00	100.0%
52153514 5402	INSURANCE-VEHICLES	85,000	65,200	65,200.00	.00	.00	.00	100.0%
52153514 5420	LEGAL SERVICES	15,000	15,000	13,914.00	.00	.00	1,086.00	92.8%
52153514 5531	SUBSCRIPTIONS	0	300	300.00	.00	.00	.00	100.0%
52153514 5615	PROPERTY TAXES	1,000	1,700	.00	.00	.00	1,700.00	.0%
52153514 5711	MEETINGS, MEALS EXPE	1,000	1,000	1,000.00	.00	.00	.00	100.0%
52153514 5715	MISCELLANEOUS	0	0	23.70	.00	.00	-23.70	100.0%*
52153514 5811	SUPPLIES-OFFICE	5,000	5,000	36.56	.00	.00	4,963.44	.7%
52153514 7018	TRANSFER-ADMIN OVERH	807,200	807,200	605,403.00	67,267.00	.00	201,797.00	75.0%
52153514 7022	TRANSFER-RISK MANAGE	15,000	15,000	15,000.00	.00	.00	.00	100.0%
TOTAL WATER COMMERCIAL		1,185,150	1,119,250	893,641.84	75,388.56	.00	225,608.16	79.8%

YEAR-TO-DATE BUDGET REPORT

FOR 2026 09

ACCOUNTS FOR: 521 Water and Sewage		ORIGINAL APPROP	REVISED BUDGET	YTD ACTUAL	MTD ACTUAL	ENCUMBRANCES	AVAILABLE BUDGET	PCT USE/COL
52153515 WATER SUNDRY								
52153515 5207	CCR ANNUAL REPORTING	3,000	3,000	303.75	.00	.00	2,696.25	10.1%
52153515 5331	ENGINEERING FEES	250,000	250,000	303,196.75	15,298.75	40,572.32	-93,769.07	137.5%*
52153515 5420	LEGAL SERVICES	5,000	5,000	6,570.00	6,570.00	.00	-1,570.00	131.4%*
52153515 5461	REFUND-CUSTOMER ACCO	2,000	2,000	.00	.00	.00	2,000.00	.0%
52153515 5545	TAX-WATER USE FEE	133,000	133,000	57,642.58	.00	.00	75,357.42	43.3%
52153515 5715	MISCELLANEOUS	0	0	2,400.00	.00	.00	-2,400.00	100.0%*
52153515 6123	COUNTY SEWER MAINTEN	0	0	996.00	468.00	.00	-996.00	100.0%*
52153515 6124	COUNTY SEWER OPERATI	0	0	1,535.50	721.50	.00	-1,535.50	100.0%*
52153515 7031	TRANSFER-UTILITY FRA	607,500	612,300	459,225.00	51,025.00	.00	153,075.00	75.0%
TOTAL WATER SUNDRY		1,000,500	1,005,300	831,869.58	74,083.25	40,572.32	132,858.10	86.8%

YEAR-TO-DATE BUDGET REPORT

FOR 2026 09

ACCOUNTS FOR: 521 Water and Sewage		ORIGINAL APPROP	REVISED BUDGET	YTD ACTUAL	MTD ACTUAL	ENCUMBRANCES	AVAILABLE BUDGET	PCT USE/COL
52153516 WATER DEBT SERVICE								
52153516 7211	PRINCIPAL PMT - GO B	1,382,900	1,382,900	.00	.00	.00	1,382,900.00	.0%
52153516 7212	INTEREST PMT - GO BO	534,500	534,500	267,222.84	.00	.00	267,277.16	50.0%
TOTAL WATER DEBT SERVICE		1,917,400	1,917,400	267,222.84	.00	.00	1,650,177.16	13.9%

YEAR-TO-DATE BUDGET REPORT

FOR 2026 09

ACCOUNTS FOR: 521 Water and Sewage		ORIGINAL APPROP	REVISED BUDGET	YTD ACTUAL	MTD ACTUAL	ENCUMBRANCES	AVAILABLE BUDGET	PCT USE/COL
52155551 WASTEWATER SEWER MAINTENANCE								
52155551 5100	SALARIES	283,000	216,850	182,990.57	18,870.33	.00	33,859.43	84.4%
52155551 5111	HEALTH INSURANCE	54,000	43,200	15,763.90	1,660.06	.00	27,436.10	36.5%
52155551 5113	KPERS-CITY SHARE	30,000	23,250	19,378.69	1,998.37	.00	3,871.31	83.3%
52155551 5114	SOCIAL SECURITY-CITY	21,250	16,600	13,662.82	1,408.22	.00	2,937.18	82.3%
52155551 5115	UNEMPLOYMENT COMPENS	300	250	183.01	18.88	.00	66.99	73.2%
52155551 5116	WORKERS COMPENSATION	6,250	5,000	6,250.00	.00	.00	-1,250.00	125.0%*
52155551 5215	ASSOCIATION DUES	500	1,700	316.00	.00	.00	1,384.00	18.6%
52155551 5274	CONTRACTED-CONTRACTO	145,000	185,000	165,399.32	.00	17,021.00	2,579.68	98.6%
52155551 5278	CONTRACTED-BACK UP P	40,000	80,000	.00	.00	.00	80,000.00	.0%
52155551 5282	CONTRACTED - BUPP	60,000	20,000	60,670.00	.00	.00	-40,670.00	303.4%*
52155551 5472	REPAIR-SEWER MAINS	100,000	100,000	35,396.54	1,019.24	.00	64,603.46	35.4%
52155551 5474	REPAIR-EQUIPMENT	40,000	40,000	11,610.66	2,681.00	.00	28,389.34	29.0%
52155551 5480	REPAIR-RADIOS	500	500	.00	.00	.00	500.00	.0%
52155551 5483	REPAIR-VEHICLE	10,000	10,000	463.29	.00	.00	9,536.71	4.6%
52155551 5561	TRAINING-EDUCATION	6,000	6,000	158.75	.00	.00	5,841.25	2.6%
52155551 5571	TRAVEL EXPENSE	5,000	5,000	.00	.00	.00	5,000.00	.0%
52155551 5632	CHEMICALS	2,500	2,500	.00	.00	.00	2,500.00	.0%
52155551 5645	GAS-OIL-DIESEL	7,550	5,050	.00	.00	.00	5,050.00	.0%
52155551 5665	MATERIALS-MANHOLE	80,000	80,000	.00	.00	.00	80,000.00	.0%
52155551 5715	MISCELLANEOUS	0	0	142.04	.00	.00	-142.04	100.0%*

YEAR-TO-DATE BUDGET REPORT

FOR 2026 09

ACCOUNTS FOR: 521 Water and Sewage		ORIGINAL APPROP	REVISED BUDGET	YTD ACTUAL	MTD ACTUAL	ENCUMBRANCES	AVAILABLE BUDGET	PCT USE/COL
52155551 5812	SUPPLIES-OPERATIONS	5,000	5,000	817.68	162.97	.00	4,182.32	16.4%
52155551 6520	NEW EQUIPMENT-OTHER	18,000	145,000	11,917.60	1,489.70	.00	133,082.40	8.2%
TOTAL WASTEWATER SEWER MAINTENANC		914,850	990,900	525,120.87	29,308.77	17,021.00	448,758.13	54.7%

YEAR-TO-DATE BUDGET REPORT

FOR 2026 09

ACCOUNTS FOR: 521 Water and Sewage		ORIGINAL APPROP	REVISED BUDGET	YTD ACTUAL	MTD ACTUAL	ENCUMBRANCES	AVAILABLE BUDGET	PCT USE/COL
52155552 WASTEWATER SEWAGE PLANT								
52155552 5100	SALARIES	501,550	480,500	311,992.48	33,186.16	.00	168,507.52	64.9%
52155552 5111	HEALTH INSURANCE	86,400	86,400	44,406.72	4,978.27	.00	41,993.28	51.4%
52155552 5113	KPERS-CITY SHARE	53,150	51,300	33,132.90	3,514.41	.00	18,167.10	64.6%
52155552 5114	SOCIAL SECURITY-CITY	33,950	33,550	22,339.96	2,372.28	.00	11,210.04	66.6%
52155552 5115	UNEMPLOYMENT COMPENS	500	500	312.11	33.21	.00	187.89	62.4%
52155552 5116	WORKERS COMPENSATION	10,000	10,000	10,000.00	.00	.00	.00	100.0%
52155552 5206	ADVERTISING & HIRING	0	0	108.41	.00	.00	-108.41	100.0%*
52155552 5215	ASSOCIATION DUES	6,000	1,700	2,148.00	.00	.00	-448.00	126.4%*
52155552 5276	CONTRACT-SERVICES (B	315,000	315,000	49,516.60	714.15	.00	265,483.40	15.7%
52155552 5402	INSURANCE-VEHICLES	66,600	51,050	51,050.00	.00	.00	.00	100.0%
52155552 5433	LAB SERVICE & TESTIN	35,000	35,000	21,989.51	2,058.00	.00	13,010.49	62.8%
52155552 5434	LANDFILL CHARGES	6,500	6,500	3,088.89	321.53	.00	3,411.11	47.5%
52155552 5471	REPAIR-BUILDINGS	30,000	30,000	41,705.96	337.33	.00	-11,705.96	139.0%*
52155552 5474	REPAIR-EQUIPMENT	560,500	253,300	47,211.38	12,293.47	30,873.00	175,215.62	30.8%
52155552 5475	REPAIR-GROUNDS	1,000	1,000	2,728.41	754.10	.00	-1,728.41	272.8%*
52155552 5479	REPAIR-SCADA	15,000	15,000	11,920.33	5,958.67	10,241.88	-7,162.21	147.7%*
52155552 5483	REPAIR-VEHICLE	15,000	15,000	2,716.74	737.47	38,314.33	-26,031.07	273.5%*
52155552 5531	SUBSCRIPTIONS	0	0	4,650.00	.00	.00	-4,650.00	100.0%*
52155552 5561	TRAINING-EDUCATION	3,000	3,000	6,292.33	4,750.00	6,450.00	-9,742.33	424.7%*
52155552 5571	TRAVEL EXPENSE	5,000	5,000	2,329.43	1,191.83	.00	2,670.57	46.6%

YEAR-TO-DATE BUDGET REPORT

FOR 2026 09

ACCOUNTS FOR: 521 Water and Sewage		ORIGINAL APPROP	REVISED BUDGET	YTD ACTUAL	MTD ACTUAL	ENCUMBRANCES	AVAILABLE BUDGET	PCT USE/COL
52155552 5576	TELEPHONE	5,000	5,000	3,429.33	908.93	.00	1,570.67	68.6%
52155552 5581	UNIFORM EXPENSE	6,000	6,000	5,698.78	1,693.48	.00	301.22	95.0%
52155552 5585	UTILITIES-ELECTRIC	400,000	400,000	437,916.15	51,210.60	.00	-37,916.15	109.5%*
52155552 5586	UTILITIES-GAS	18,000	20,000	12,192.73	166.26	.00	7,807.27	61.0%
52155552 5632	CHEMICALS	42,000	42,000	25,074.25	283.25	.00	16,925.75	59.7%
52155552 5645	GAS-OIL-DIESEL	20,150	10,600	7,365.81	1,269.45	.00	3,234.19	69.5%
52155552 5715	MISCELLANEOUS	1,000	1,000	945.28	47.79	.00	54.72	94.5%
52155552 5811	SUPPLIES-OFFICE	9,000	9,000	1,702.82	358.80	.00	7,297.18	18.9%
52155552 5812	SUPPLIES-OPERATIONS	15,000	15,000	11,086.99	200.14	.00	3,913.01	73.9%
52155552 6511	NEW EQUIPMENT-OFFICE	2,000	2,000	160.81	-274.50	.00	1,839.19	8.0%
52155552 6520	NEW EQUIPMENT-OTHER	167,000	575,000	255,423.35	.00	.00	319,576.65	44.4%
TOTAL WASTEWATER SEWAGE PLANT		2,429,300	2,479,400	1,430,636.46	129,065.08	85,879.21	962,884.33	61.2%
TOTAL Water and Sewage		1,159,200	714,350	-2,030,907.89	-634,752.98	351,258.65	2,393,999.24	-235.1%
	TOTAL REVENUES	-12,639,750	-13,459,750	-10,406,969.05	-1,464,651.55	.00	-3,052,780.95	
	TOTAL EXPENSES	13,798,950	14,174,100	8,376,061.16	829,898.57	351,258.65	5,446,780.19	

PRIOR FUND BALANCE	8,291,763.38
CHANGE IN FUND BALANCE - NET OF REVENUES/EXPENSES	2,030,907.89
REVISED FUND BALANCE	10,322,671.27

YEAR-TO-DATE BUDGET REPORT

FOR 2026 09

ACCOUNTS FOR: 522 Sewage Repair and Replacement	ORIGINAL APPROP	REVISED BUDGET	YTD ACTUAL	MTD ACTUAL	ENCUMBRANCES	AVAILABLE BUDGET	PCT USE/COL
52255100 SEWAGE REPAIR & REPLACEMENT							
52255100 4110 SEWER COLLECTIONS (5	-150,000	-150,000	-123,679.54	-14,459.97	.00	-26,320.46	82.5%*
TOTAL SEWAGE REPAIR & REPLACEMENT	-150,000	-150,000	-123,679.54	-14,459.97	.00	-26,320.46	82.5%
TOTAL Sewage Repair and Replaceme	-150,000	-150,000	-123,679.54	-14,459.97	.00	-26,320.46	82.5%
TOTAL REVENUES	-150,000	-150,000	-123,679.54	-14,459.97	.00	-26,320.46	

PRIOR FUND BALANCE	1,122,301.06
CHANGE IN FUND BALANCE - NET OF REVENUES/EXPENSES	123,679.54
REVISED FUND BALANCE	1,245,980.60

YEAR-TO-DATE BUDGET REPORT

FOR 2026 09

ACCOUNTS FOR: 523 Water and Sewage Reserve		ORIGINAL APPROP	REVISED BUDGET	YTD ACTUAL	MTD ACTUAL	ENCUMBRANCES	AVAILABLE BUDGET	PCT USE/COL
52353100 WATER AND SEWAGE RESERVE								
52353100 4111	WATER COLLECTIONS (5	-375,000	-375,000	-383,605.24	-60,041.93	.00	8,605.24	102.3%
52353100 6291	LAND PURCHASE	1,000,000	1,000,000	.00	.00	.00	1,000,000.00	.0%
TOTAL WATER AND SEWAGE RESERVE		625,000	625,000	-383,605.24	-60,041.93	.00	1,008,605.24	-61.4%
TOTAL Water and Sewage Reserve		625,000	625,000	-383,605.24	-60,041.93	.00	1,008,605.24	-61.4%
	TOTAL REVENUES	-375,000	-375,000	-383,605.24	-60,041.93	.00	8,605.24	
	TOTAL EXPENSES	1,000,000	1,000,000	.00	.00	.00	1,000,000.00	

PRIOR FUND BALANCE	2,911,764.56
CHANGE IN FUND BALANCE - NET OF REVENUES/EXPENSES	383,605.24
REVISED FUND BALANCE	3,295,369.80

YEAR-TO-DATE BUDGET REPORT

FOR 2026 09

ACCOUNTS FOR: 525 Water Reuse		ORIGINAL APPROP	REVISED BUDGET	YTD ACTUAL	MTD ACTUAL	ENCUMBRANCES	AVAILABLE BUDGET	PCT USE/COL
52553100 WATER REUSE								
52553100 3001	FEDERAL GRANT	-19,100,000	-1,250,000	-519,623.97	.00	.00	-730,376.03	41.6%*
52553100 3002	STATE GRANT	-150,000	0	.00	.00	.00	.00	.0%
52553100 3570	BOND PROCEEDS	0	-4,775,000	.00	.00	.00	-4,775,000.00	.0%*
52553100 5331	ENGINEERING FEES	150,000	966,200	.00	.00	.00	966,200.00	.0%
52553100 6050	CAPITAL IMPROVEMENT	19,100,000	500,000	484,382.29	42,450.40	.00	15,617.71	96.9%
TOTAL WATER REUSE		0	-4,558,800	-35,241.68	42,450.40	.00	-4,523,558.32	.8%
TOTAL Water Reuse		0	-4,558,800	-35,241.68	42,450.40	.00	-4,523,558.32	.8%
	TOTAL REVENUES	-19,250,000	-6,025,000	-519,623.97	.00	.00	-5,505,376.03	
	TOTAL EXPENSES	19,250,000	1,466,200	484,382.29	42,450.40	.00	981,817.71	

PRIOR FUND BALANCE	341,351.62
CHANGE IN FUND BALANCE - NET OF REVENUES/EXPENSES	35,241.68
REVISED FUND BALANCE	376,593.30

YEAR-TO-DATE BUDGET REPORT

FOR 2026 09

ACCOUNTS FOR: 541 Drainage		ORIGINAL APPROP	REVISED BUDGET	YTD ACTUAL	MTD ACTUAL	ENCUMBRANCES	AVAILABLE BUDGET	PCT USE/COL
54155100 DRAINAGE								
54155100 3104	DRAINAGE FEE	-450,000	-450,000	-354,003.54	-38,868.03	.00	-95,996.46	78.7%*
54155100 3305	PENALTIES	-6,000	-4,000	-3,843.53	-408.77	.00	-156.47	96.1%*
54155100 3801	MISCELLANEOUS	-3,000	-3,000	-10,000.00	.00	.00	7,000.00	333.3%
54155100 5100	SALARIES	91,400	95,200	68,813.64	7,253.04	.00	26,386.36	72.3%
54155100 5111	HEALTH INSURANCE	10,800	10,800	7,881.93	829.62	.00	2,918.07	73.0%
54155100 5113	KPERS-CITY SHARE	9,700	10,200	7,287.39	768.10	.00	2,912.61	71.4%
54155100 5114	SOCIAL SECURITY-CITY	7,050	7,300	5,032.87	530.50	.00	2,267.13	68.9%
54155100 5115	UNEMPLOYMENT COMPENS	100	100	68.88	7.26	.00	31.12	68.9%
54155100 5116	WORKERS COMPENSATION	1,250	1,250	1,250.00	.00	.00	.00	100.0%
54155100 5274	CONTRACTED-CONTRACTO	86,000	86,000	50,110.20	518.48	.00	35,889.80	58.3%
54155100 5289	CONTRACTED-UTIL BILL	8,000	12,000	6,981.03	1,210.87	.00	5,018.97	58.2%
54155100 5290	CONTRACTED-PROJECTS	95,000	798,000	7,886.29	.00	.00	790,113.71	1.0%
54155100 5561	TRAINING-EDUCATION	1,500	1,500	525.93	50.00	.00	974.07	35.1%
54155100 5571	TRAVEL EXPENSE	1,500	1,500	.00	.00	.00	1,500.00	.0%
54155100 5660	MATERIAL-REPAIR	25,000	25,000	.00	.00	.00	25,000.00	.0%
54155100 5711	MEETINGS, MEALS EXPE	500	500	407.24	.00	.00	92.76	81.4%
54155100 5812	SUPPLIES-OPERATIONS	25,000	25,000	3,621.52	1,836.57	.00	21,378.48	14.5%
54155100 6291	LAND PURCHASE	0	25,100	25,103.95	.00	.00	-3.95	100.0%*
54155100 6715	PHASE II REQUIREMENT	25,000	25,000	.00	.00	.00	25,000.00	.0%
TOTAL DRAINAGE		-71,200	667,450	-182,876.20	-26,272.36	.00	850,326.20	-27.4%

YEAR-TO-DATE BUDGET REPORT

FOR 2026 09

ACCOUNTS FOR: 541 Drainage		ORIGINAL APPROP	REVISED BUDGET	YTD ACTUAL	MTD ACTUAL	ENCUMBRANCES	AVAILABLE BUDGET	PCT USE/COL
TOTAL Drainage		-71,200	667,450	-182,876.20	-26,272.36	.00	850,326.20	-27.4%
	TOTAL REVENUES	-459,000	-457,000	-367,847.07	-39,276.80	.00	-89,152.93	
	TOTAL EXPENSES	387,800	1,124,450	184,970.87	13,004.44	.00	939,479.13	

PRIOR FUND BALANCE	1,100,777.03
CHANGE IN FUND BALANCE - NET OF REVENUES/EXPENSES	182,876.20
REVISED FUND BALANCE	1,283,653.23

YEAR-TO-DATE BUDGET REPORT

FOR 2026 09

ACCOUNTS FOR: 551 Solid Waste		ORIGINAL APPROP	REVISED BUDGET	YTD ACTUAL	MTD ACTUAL	ENCUMBRANCES	AVAILABLE BUDGET	PCT USE/COL
55157100 SOLID WASTE REVENUE								
55157100 3105	COLLECTIONS-SOLID WA	-5,500,000	-5,000,000	-3,753,239.83	-422,951.50	.00	-1,246,760.17	75.1%*
55157100 3108	TRASH CONTAINER REPL	-1,000	-1,000	-200.00	.00	.00	-800.00	20.0%*
55157100 3109	ADDITIONAL PICK UP	-1,700	-1,700	-2,410.00	-630.00	.00	710.00	141.8%
55157100 3116	CITY CLEAN UP	-2,700	-2,700	.00	.00	.00	-2,700.00	.0%*
55157100 3305	PENALTIES	-30,000	-30,000	-36,953.03	-5,656.87	.00	6,953.03	123.2%
55157100 3320	RECYCLING SALES	-63,000	-60,000	-27,377.73	-4,263.25	.00	-32,622.27	45.6%*
55157100 3531	INTEREST INCOME	-20,000	-20,000	-12,135.64	.00	.00	-7,864.36	60.7%*
55157100 3562	SALE OF PROPERTY-AUC	0	-18,500	-18,500.00	.00	.00	.00	100.0%
55157100 3643	REPAYMENT-RENT A TRU	-3,000	-7,000	37,428.59	1,148.27	.00	-44,428.59	-534.7%*
55157100 3701	FUEL TAX REFUND	-3,000	-3,000	-2,540.49	.00	.00	-459.51	84.7%*
55157100 3801	MISCELLANEOUS	-20,000	-20,000	-12,276.50	.00	.00	-7,723.50	61.4%*
55157100 4005	TRANSFER-ELECTRIC UT	-500,000	0	.00	.00	.00	.00	.0%
55157100 4032	TRANSFER - OTHER FUN	0	0	-64,775.00	.00	.00	64,775.00	100.0%
TOTAL SOLID WASTE REVENUE		-6,144,400	-5,163,900	-3,892,979.63	-432,353.35	.00	-1,270,920.37	75.4%

YEAR-TO-DATE BUDGET REPORT

FOR 2026 09

ACCOUNTS FOR: 551 Solid Waste		ORIGINAL APPROP	REVISED BUDGET	YTD ACTUAL	MTD ACTUAL	ENCUMBRANCES	AVAILABLE BUDGET	PCT USE/COL
55157571 SOLID WASTE TRASH COLLECTION								
55157571 5100	SALARIES	1,230,200	1,256,350	944,166.40	130,612.44	.00	312,183.60	75.2%
55157571 5111	HEALTH INSURANCE	226,800	226,800	155,587.83	15,765.27	.00	71,212.17	68.6%
55157571 5113	KPERS-CITY SHARE	130,300	129,150	93,932.01	10,592.98	.00	35,217.99	72.7%
55157571 5114	SOCIAL SECURITY-CITY	90,550	96,150	67,411.42	9,511.23	.00	28,738.58	70.1%
55157571 5115	UNEMPLOYMENT COMPENS	1,200	1,300	944.25	130.66	.00	355.75	72.6%
55157571 5116	WORKERS COMPENSATION	26,250	26,250	26,250.00	.00	.00	.00	100.0%
55157571 5206	ADVERTISING & HIRING	1,200	1,200	837.99	.00	.00	362.01	69.8%
55157571 5215	ASSOCIATION DUES	1,000	500	252.00	.00	.00	248.00	50.4%
55157571 5223	BANK & CREDIT CARD C	0	0	2,091.55	897.78	.00	-2,091.55	100.0%*
55157571 5274	CONTRACTED-CONTRACTO	100,000	80,000	46,479.67	.00	.00	33,520.33	58.1%
55157571 5281	CONTRACTED-GIS	51,450	51,450	50,831.16	.00	.00	618.84	98.8%
55157571 5289	CONTRACTED-UTIL BILL	23,000	33,000	20,943.34	3,632.65	.00	12,056.66	63.5%
55157571 5402	INSURANCE-VEHICLES	188,650	144,700	144,700.00	.00	.00	.00	100.0%
55157571 5434	LANDFILL CHARGES	1,200,000	1,200,000	709,072.61	91,286.39	.00	490,927.39	59.1%
55157571 5441	MAINTENANCE CONTRACT	0	22,000	22,103.59	28.73	.00	-103.59	100.5%*
55157571 5442	JANITORIAL SERVICE	0	2,400	1,530.00	.00	.00	870.00	63.8%
55157571 5461	REFUND-CUSTOMER ACCO	2,000	2,000	.00	.00	.00	2,000.00	.0%
55157571 5471	REPAIR-BUILDINGS	10,000	10,000	4,982.17	120.00	.00	5,017.83	49.8%
55157571 5473	REPAIR-CONTAINERS	8,000	8,000	3,119.00	140.00	.00	4,881.00	39.0%
55157571 5474	REPAIR-EQUIPMENT	1,200	1,200	2,007.29	506.86	.00	-807.29	167.3%*

YEAR-TO-DATE BUDGET REPORT

FOR 2026 09

ACCOUNTS FOR: 551 Solid Waste		ORIGINAL APPROP	REVISED BUDGET	YTD ACTUAL	MTD ACTUAL	ENCUMBRANCES	AVAILABLE BUDGET	PCT USE/COL
55157571 5480	REPAIR-RADIOS	1,500	1,500	.00	.00	.00	1,500.00	.0%
55157571 5483	REPAIR-VEHICLE	175,000	175,000	197,144.08	19,117.23	.00	-22,144.08	112.7%*
55157571 5531	SUBSCRIPTIONS	0	0	22,653.60	.00	.00	-22,653.60	100.0%*
55157571 5561	TRAINING-EDUCATION	2,500	1,500	458.03	.00	.00	1,041.97	30.5%
55157571 5571	TRAVEL EXPENSE	2,500	2,500	4.10	.00	.00	2,495.90	.2%
55157571 5576	TELEPHONE	1,000	1,000	4,571.44	544.89	.00	-3,571.44	457.1%*
55157571 5581	UNIFORM EXPENSE	7,000	7,000	7,609.77	764.25	.00	-609.77	108.7%*
55157571 5585	UTILITIES-ELECTRIC	2,800	2,800	.00	.00	.00	2,800.00	.0%
55157571 5586	UTILITIES-GAS	12,000	12,000	8,271.28	99.76	.00	3,728.72	68.9%
55157571 5615	PROPERTY TAXES	0	1,600	.00	.00	.00	1,600.00	.0%
55157571 5632	CHEMICALS	3,500	3,500	4,564.65	346.15	.00	-1,064.65	130.4%*
55157571 5645	GAS-OIL-DIESEL	132,000	140,000	99,416.46	15,574.78	.00	40,583.54	71.0%
55157571 5711	MEETINGS, MEALS EXPE	1,000	1,000	1,022.93	.00	.00	-22.93	102.3%*
55157571 5715	MISCELLANEOUS	0	500	778.33	49.35	.00	-278.33	155.7%*
55157571 5811	SUPPLIES-OFFICE	5,000	4,500	1,725.35	182.14	.00	2,774.65	38.3%
55157571 5812	SUPPLIES-OPERATIONS	7,500	7,500	8,055.22	1,245.24	.00	-555.22	107.4%*
55157571 6511	NEW EQUIPMENT-OFFICE	1,500	1,500	1,500.00	.00	.00	.00	100.0%
55157571 6514	NEW EQUIPMENT-VEHICL	504,850	406,900	394,581.23	.00	.00	12,318.77	97.0%
55157571 6520	NEW EQUIPMENT-OTHER	2,000	2,000	.00	-15,195.00	.00	2,000.00	.0%
55157571 6539	NEW EQUIPMENT-SOLID	0	0	506.22	.00	.00	-506.22	100.0%*
55157571 6575	LEASE PAYMENT-VEHICL	0	25,800	25,800.00	.00	.00	.00	100.0%
55157571 6577	OTHER-RADIO SYSTEM	6,000	2,500	19.95	.00	.00	2,480.05	.8%

YEAR-TO-DATE BUDGET REPORT

FOR 2026 09

ACCOUNTS FOR: 551 Solid Waste		ORIGINAL APPROP	REVISED BUDGET	YTD ACTUAL	MTD ACTUAL	ENCUMBRANCES	AVAILABLE BUDGET	PCT USE/COL
55157571 6662	TRASH CONTAINERS	175,000	175,000	174,738.00	.00	.00	262.00	99.9%
55157571 6682	INTEREST ON BONDS	77,000	70,250	28,233.33	.00	.00	42,016.67	40.2%
55157571 6683	PRINCIPAL ON BONDS	380,000	315,000	.00	.00	.00	315,000.00	.0%
55157571 7018	TRANSFER-ADMIN OVERH	403,600	403,600	302,697.00	33,633.00	.00	100,903.00	75.0%
55157571 7031	TRANSFER-UTILITY FRA	264,900	239,050	177,866.00	20,394.00	.00	61,184.00	74.4%
TOTAL SOLID WASTE TRASH COLLECTIO		5,459,950	5,295,950	3,759,459.25	339,980.78	.00	1,536,490.75	71.0%

YEAR-TO-DATE BUDGET REPORT

FOR 2026 09

ACCOUNTS FOR: 551 Solid Waste		ORIGINAL APPROP	REVISED BUDGET	YTD ACTUAL	MTD ACTUAL	ENCUMBRANCES	AVAILABLE BUDGET	PCT USE/COL
55157572 SOLID WASTE RECYCLING								
55157572 5206	ADVERTISING & HIRING	550	550	621.19	.00	.00	-71.19	112.9%*
55157572 5402	INSURANCE-VEHICLES	26,150	20,050	20,050.00	.00	.00	.00	100.0%
55157572 5474	REPAIR-EQUIPMENT	10,000	10,000	3,551.86	33.97	.00	6,448.14	35.5%
55157572 5483	REPAIR-VEHICLE	5,000	5,000	744.36	252.85	.00	4,255.64	14.9%
55157572 5561	TRAINING-EDUCATION	700	500	.00	.00	.00	500.00	.0%
55157572 5571	TRAVEL EXPENSE	700	500	.00	.00	.00	500.00	.0%
55157572 5581	UNIFORM EXPENSE	2,000	2,000	1,422.31	279.90	.00	577.69	71.1%
55157572 5645	GAS-OIL-DIESEL	10,100	6,400	5,511.72	811.43	.00	888.28	86.1%
55157572 5812	SUPPLIES-OPERATIONS	3,500	3,500	3,710.75	314.10	.00	-210.75	106.0%*
55157572 6662	TRASH CONTAINERS	5,000	5,000	497.32	.00	.00	4,502.68	9.9%
TOTAL SOLID WASTE RECYCLING		63,700	53,500	36,109.51	1,692.25	.00	17,390.49	67.5%

YEAR-TO-DATE BUDGET REPORT

FOR 2026 09

ACCOUNTS FOR: 551 Solid Waste		ORIGINAL APPROP	REVISED BUDGET	YTD ACTUAL	MTD ACTUAL	ENCUMBRANCES	AVAILABLE BUDGET	PCT USE/COL
55157573 SOLID WASTE HHW								
55157573 5274	CONTRACTED-CONTRACTO	10,000	10,000	7,650.00	.00	.00	2,350.00	76.5%
55157573 5471	REPAIR-BUILDINGS	3,000	2,500	6,650.00	.00	.00	-4,150.00	266.0%*
55157573 5561	TRAINING-EDUCATION	1,000	500	.00	.00	.00	500.00	.0%
55157573 5812	SUPPLIES-OPERATIONS	2,000	2,000	490.68	8.49	.00	1,509.32	24.5%
TOTAL SOLID WASTE HHW		16,000	15,000	14,790.68	8.49	.00	209.32	98.6%

YEAR-TO-DATE BUDGET REPORT

FOR 2026 09

ACCOUNTS FOR: 551 Solid Waste		ORIGINAL APPROP	REVISED BUDGET	YTD ACTUAL	MTD ACTUAL	ENCUMBRANCES	AVAILABLE BUDGET	PCT USE/COL
55157574 SOLID WASTE FLEET								
55157574 5100	SALARIES	417,400	408,100	301,039.99	32,846.29	.00	107,060.01	73.8%
55157574 5111	HEALTH INSURANCE	64,800	64,800	43,561.78	4,974.84	.00	21,238.22	67.2%
55157574 5113	KPERS-CITY SHARE	44,250	43,700	31,564.77	3,478.42	.00	12,135.23	72.2%
55157574 5114	SOCIAL SECURITY-CITY	31,900	31,300	21,355.10	2,321.96	.00	9,944.90	68.2%
55157574 5115	UNEMPLOYMENT COMPENS	400	450	301.02	32.85	.00	148.98	66.9%
55157574 5116	WORKERS COMPENSATION	7,500	7,500	7,500.00	.00	.00	.00	100.0%
55157574 5274	CONTRACTED-CONTRACTO	2,500	2,500	2,403.38	.00	.00	96.62	96.1%
55157574 5471	REPAIR-BUILDINGS	3,000	5,500	4,889.81	.00	.00	610.19	88.9%
55157574 5480	REPAIR-RADIOS	1,000	1,000	272.97	.00	.00	727.03	27.3%
55157574 5483	REPAIR-VEHICLE	2,500	2,500	1,806.98	141.60	.00	693.02	72.3%
55157574 5561	TRAINING-EDUCATION	2,500	2,500	535.38	.00	.00	1,964.62	21.4%
55157574 5571	TRAVEL EXPENSE	500	500	.00	.00	.00	500.00	.0%
55157574 5576	TELEPHONE	1,500	1,000	2,936.40	218.70	.00	-1,936.40	293.6%*
55157574 5581	UNIFORM EXPENSE	4,000	4,000	5,337.00	682.74	.00	-1,337.00	133.4%*
55157574 5632	CHEMICALS	1,500	1,500	116.08	.00	.00	1,383.92	7.7%
55157574 5645	GAS-OIL-DIESEL	22,700	18,750	9,842.85	111.30	.00	8,907.15	52.5%
55157574 5711	MEETINGS, MEALS EXPE	250	250	528.91	29.36	.00	-278.91	211.6%*
55157574 5715	MISCELLANEOUS	0	0	685.05	49.35	.00	-685.05	100.0%*
55157574 5811	SUPPLIES-OFFICE	500	750	1,429.75	40.34	.00	-679.75	190.6%*
55157574 5812	SUPPLIES-OPERATIONS	1,500	1,500	1,944.80	.00	.00	-444.80	129.7%*

YEAR-TO-DATE BUDGET REPORT

FOR 2026 09

ACCOUNTS FOR: 551 Solid Waste			ORIGINAL APPROP	REVISED BUDGET	YTD ACTUAL	MTD ACTUAL	ENCUMBRANCES	AVAILABLE BUDGET	PCT USE/COL
55157574	5818	SUPPLIES-SHOP	10,000	10,000	13,141.10	2,367.41	.00	-3,141.10	131.4%*
55157574	6520	NEW EQUIPMENT-OTHER	10,000	10,000	10,650.80	213.22	.00	-650.80	106.5%*
TOTAL SOLID WASTE FLEET			630,200	618,100	461,843.92	47,508.38	.00	156,256.08	74.7%
TOTAL Solid Waste			25,450	818,650	379,223.73	-43,163.45	.00	439,426.27	46.3%
		TOTAL REVENUES	-6,144,400	-5,163,900	-3,892,979.63	-432,353.35	.00	-1,270,920.37	
		TOTAL EXPENSES	6,169,850	5,982,550	4,272,203.36	389,189.90	.00	1,710,346.64	

PRIOR FUND BALANCE	1,584,224.94
CHANGE IN FUND BALANCE - NET OF REVENUES/EXPENSES	-379,223.73
REVISED FUND BALANCE	1,205,001.21

YEAR-TO-DATE BUDGET REPORT

FOR 2026 09

ACCOUNTS FOR: 561 Airport		ORIGINAL APPROP	REVISED BUDGET	YTD ACTUAL	MTD ACTUAL	ENCUMBRANCES	AVAILABLE BUDGET	PCT USE/COL
56161100 AIRPORT REVENUE								
56161100 3040	AD VALOREM TAX	-1,702,922	-1,600,000	-1,648,858.64	-54,797.39	.00	48,858.64	103.1%
56161100 3041	AD VALOREM BACK TAX	-50,000	-50,000	-22,426.20	-4,220.68	.00	-27,573.80	44.9%*
56161100 3042	MOTOR VEHICLE TAX	-139,114	-130,000	-132,826.98	-59,411.51	.00	2,826.98	102.2%
56161100 3043	RECREATIONAL VEHICLE	-1,572	-1,400	-782.76	-458.43	.00	-617.24	55.9%*
56161100 3044	HEAVY DUTY VEHICLE T	-308	-250	-443.20	-2.88	.00	193.20	177.3%
56161100 3045	COMMERCIAL VEHICLE T	-6,511	-6,300	-6,036.43	-808.41	.00	-263.57	95.8%*
56161100 3125	FBO PAYMENT	-33,050	-33,050	-22,923.04	-2,865.38	.00	-10,126.96	69.4%*
56161100 3135	FUEL FLOWAGE FEE	-53,500	-53,500	-32,998.08	-865.74	.00	-20,501.92	61.7%*
56161100 3141	LAND LEASE	-42,500	-42,500	-39,282.80	.00	.00	-3,217.20	92.4%*
56161100 3142	HANGER RENT/LEASES	-78,000	-78,000	-61,967.45	-2,406.80	.00	-16,032.55	79.4%*
56161100 3143	LANDING FEES	-52,500	-52,500	-32,993.51	-276.92	.00	-19,506.49	62.8%*
56161100 3144	OFFICE RENTAL	-140,000	-140,000	-103,200.33	-5,474.84	.00	-36,799.67	73.7%*
56161100 3145	COMMISSIONS-FLIGHT D	-24,000	-24,000	-4,725.00	-2,200.00	.00	-19,275.00	19.7%*
56161100 3146	SECURITY FEES	-3,000	-3,000	-760.00	-170.00	.00	-2,240.00	25.3%*
56161100 3155	COLLECTIONS-VENDING	-6,000	-6,000	-9,944.27	-1,038.01	.00	3,944.27	165.7%
56161100 3701	FUEL TAX REFUND	0	0	-767.96	.00	.00	767.96	100.0%
56161100 3801	MISCELLANEOUS	0	0	-5,194.66	.00	.00	5,194.66	100.0%
56161100 5100	SALARIES	1,241,150	1,239,150	839,179.41	83,338.71	.00	399,970.59	67.7%
56161100 5111	HEALTH INSURANCE	248,400	248,400	123,615.55	12,854.79	.00	124,784.45	49.8%
56161100 5113	KPERS-CITY SHARE	131,500	132,800	92,701.71	9,925.31	.00	40,098.29	69.8%

YEAR-TO-DATE BUDGET REPORT

FOR 2026 09

ACCOUNTS FOR: 561 Airport			ORIGINAL APPROP	REVISED BUDGET	YTD ACTUAL	MTD ACTUAL	ENCUMBRANCES	AVAILABLE BUDGET	PCT USE/COL
56161100	5114	SOCIAL SECURITY-CITY	95,000	94,750	61,946.93	6,136.13	.00	32,803.07	65.4%
56161100	5115	UNEMPLOYMENT COMPENS	1,200	1,300	828.61	83.33	.00	471.39	63.7%
56161100	5116	WORKERS COMPENSATION	28,750	28,750	28,750.00	.00	.00	.00	100.0%
56161100	5206	ADVERTISING & HIRING	34,800	34,800	31,336.66	3,759.33	.00	3,463.34	90.0%
56161100	5210	ADVISORY BOARD EXPEN	250	250	.00	.00	.00	250.00	.0%
56161100	5215	ASSOCIATION DUES	4,000	4,000	3,900.00	.00	.00	100.00	97.5%
56161100	5407	INSURANCE-AIRPORT	36,800	30,250	30,250.00	.00	.00	.00	100.0%
56161100	5441	MAINTENANCE CONTRACT	62,150	61,000	36,468.56	2,958.61	.00	24,531.44	59.8%
56161100	5445	MAINT-TOWER RADIO	14,900	14,900	5,040.87	.00	.00	9,859.13	33.8%
56161100	5471	REPAIR-BUILDINGS	19,900	19,900	89,081.20	7,862.69	.00	-69,181.20	447.6%*
56161100	5474	REPAIR-EQUIPMENT	27,850	40,350	22,169.42	1,929.52	.00	18,180.58	54.9%
56161100	5475	REPAIR-GROUNDS	4,950	4,950	9,236.63	.00	.00	-4,286.63	186.6%*
56161100	5480	REPAIR-RADIOS	4,450	4,450	981.30	.00	.00	3,468.70	22.1%
56161100	5481	REPAIR-RUNWAY & FIEL	21,850	21,850	21,838.07	1,458.35	.00	11.93	99.9%
56161100	5483	REPAIR-VEHICLE	4,950	4,950	16,746.66	1,423.66	.00	-11,796.66	338.3%*
56161100	5486	REPAIR-AIRFIELD PAVE	49,700	49,700	5,561.98	.00	.00	44,138.02	11.2%
56161100	5513	AIRPORT SECURITY COS	14,900	14,900	9,665.47	96.16	.00	5,234.53	64.9%
56161100	5551	FLIGHT DECK EXPENSES	500	500	10,281.29	3,925.00	.00	-9,781.29	2056.3%*
56161100	5553	TENANT EXPENSE-FBO	2,500	2,500	.00	.00	.00	2,500.00	.0%
56161100	5554	TENANT EXPENSE-HANGA	4,000	4,000	62,378.72	11,900.00	.00	-58,378.72	1559.5%*
56161100	5561	TRAINING-EDUCATION	9,950	9,950	9,414.05	2,834.99	.00	535.95	94.6%
56161100	5571	TRAVEL EXPENSE	13,900	13,900	5,897.40	965.20	.00	8,002.60	42.4%

YEAR-TO-DATE BUDGET REPORT

FOR 2026 09

ACCOUNTS FOR: 561 Airport		ORIGINAL APPROP	REVISED BUDGET	YTD ACTUAL	MTD ACTUAL	ENCUMBRANCES	AVAILABLE BUDGET	PCT USE/COL
56161100 5576	TELEPHONE	4,950	4,950	3,165.83	327.48	.00	1,784.17	64.0%
56161100 5585	UTILITIES-ELECTRIC	174,000	174,000	109,457.60	13,314.63	.00	64,542.40	62.9%
56161100 5586	UTILITIES-GAS	49,700	49,700	30,210.82	1,146.97	.00	19,489.18	60.8%
56161100 5615	PROPERTY TAXES	34,800	34,800	.00	.00	.00	34,800.00	.0%
56161100 5645	GAS-OIL-DIESEL	30,800	26,000	19,978.22	2,910.16	.00	6,021.78	76.8%
56161100 5715	MISCELLANEOUS	1,000	1,000	74.96	.00	.00	925.04	7.5%
56161100 5811	SUPPLIES-OFFICE	4,450	4,450	2,386.12	141.03	.00	2,063.88	53.6%
56161100 5812	SUPPLIES-OPERATIONS	49,700	49,700	25,940.79	.00	.00	23,759.21	52.2%
56161100 5814	SUPPLIES-CUSTODIAL	14,900	14,900	8,316.51	702.60	.00	6,583.49	55.8%
56161100 5824	SUPPLIES-VENDING	4,000	4,000	4,463.41	347.13	.00	-463.41	111.6%*
56161100 6001	AIRPORT IMPROVEMENT	298,300	298,300	136,772.90	.00	.00	161,527.10	45.9%
56161100 6511	NEW EQUIPMENT-OFFICE	4,950	4,950	.00	.00	.00	4,950.00	.0%
56161100 6520	NEW EQUIPMENT-OTHER	273,450	273,450	185,279.69	.00	.00	88,170.31	67.8%
TOTAL AIRPORT REVENUE		690,323	801,950	-82,813.97	35,344.79	.00	884,763.97	-10.3%
TOTAL Airport		690,323	801,950	-82,813.97	35,344.79	.00	884,763.97	-10.3%
	TOTAL REVENUES	-2,332,977	-2,220,500	-2,126,131.31	-134,996.99	.00	-94,368.69	
	TOTAL EXPENSES	3,023,300	3,022,450	2,043,317.34	170,341.78	.00	979,132.66	

PRIOR FUND BALANCE	1,470,412.98
CHANGE IN FUND BALANCE - NET OF REVENUES/EXPENSES	82,813.97
REVISED FUND BALANCE	1,553,226.95

YEAR-TO-DATE BUDGET REPORT

FOR 2026 09

ACCOUNTS FOR: 562 Airport Improvement		ORIGINAL APPROP	REVISED BUDGET	YTD ACTUAL	MTD ACTUAL	ENCUMBRANCES	AVAILABLE BUDGET	PCT USE/COL
56261100 AIRPORT IMPROVEMENT								
56261100 3001	FEDERAL GRANT	-4,498,250	-5,936,550	-193,004.00	-3,784.00	.00	-5,743,546.00	3.3%*
56261100 3003	PFC ALLOCATION	-236,750	-137,350	-97,265.24	-20,983.59	.00	-40,084.76	70.8%*
56261100 5274	CONTRACTED-CONTRACTO	4,485,000	5,601,000	.00	.00	.00	5,601,000.00	.0%
56261100 5331	ENGINEERING FEES	250,000	648,050	110,948.49	.00	.00	537,101.51	17.1%
TOTAL AIRPORT IMPROVEMENT		0	175,150	-179,320.75	-24,767.59	.00	354,470.75	-102.4%
TOTAL Airport Improvement		0	175,150	-179,320.75	-24,767.59	.00	354,470.75	-102.4%
	TOTAL REVENUES	-4,735,000	-6,073,900	-290,269.24	-24,767.59	.00	-5,783,630.76	
	TOTAL EXPENSES	4,735,000	6,249,050	110,948.49	.00	.00	6,138,101.51	

PRIOR FUND BALANCE	263,185.47
CHANGE IN FUND BALANCE - NET OF REVENUES/EXPENSES	179,320.75
REVISED FUND BALANCE	442,506.22

YEAR-TO-DATE BUDGET REPORT

FOR 2026 09

ACCOUNTS FOR: 563 Airport Terminal Project		ORIGINAL APPROP	REVISED BUDGET	YTD ACTUAL	MTD ACTUAL	ENCUMBRANCES	AVAILABLE BUDGET	PCT USE/COL
56361100 AIRPORT TERMINAL PROJECT								
56361100 5274	CONTRACTED-CONTRACTO	0	2,265,800	265,785.70	.00	.00	2,000,014.30	11.7%
56361100 5331	ENGINEERING FEES	0	200,500	138,707.55	2,721.25	.00	61,792.45	69.2%
TOTAL AIRPORT TERMINAL PROJECT		0	2,466,300	404,493.25	2,721.25	.00	2,061,806.75	16.4%
TOTAL Airport Terminal Project		0	2,466,300	404,493.25	2,721.25	.00	2,061,806.75	16.4%
TOTAL EXPENSES		0	2,466,300	404,493.25	2,721.25	.00	2,061,806.75	

PRIOR FUND BALANCE	2,536,963.67
CHANGE IN FUND BALANCE - NET OF REVENUES/EXPENSES	-404,493.25
REVISED FUND BALANCE	2,132,470.42

YEAR-TO-DATE BUDGET REPORT

FOR 2026 09

ACCOUNTS FOR: 581 Golf Course		ORIGINAL APPROP	REVISED BUDGET	YTD ACTUAL	MTD ACTUAL	ENCUMBRANCES	AVAILABLE BUDGET	PCT USE/COL
58137100 GOLF REVENUE								
58137100 3161	UNIDENTIFIED LONG/SH	0	0	-117.04	10.00	.00	117.04	100.0%
58137100 3225	MEMBERSHIPS	-240,000	-255,000	-236,399.90	-25,237.22	.00	-18,600.10	92.7%*
58137100 3301	GREEN FEES	-220,000	-230,000	-218,856.97	-42,770.32	.00	-11,143.03	95.2%*
58137100 3302	GOLF CART RENTAL	-180,000	-199,000	-180,667.41	-27,836.46	.00	-18,332.59	90.8%*
58137100 3303	DRIVING RANGE	-18,000	-20,000	-18,246.83	-1,128.00	.00	-1,753.17	91.2%*
58137100 3304	TRAIL FEES	-1,000	-1,000	-1,118.00	-20.00	.00	118.00	111.8%
58137100 3306	CLUBHOUSE CONCESSION	-110,000	-120,000	-123,708.92	-14,405.69	.00	3,708.92	103.1%
58137100 3308	CLUBHOUSE MERCHANDIS	0	0	-39,492.86	-5,595.90	.00	39,492.86	100.0%
58137100 3309	GIFT CERT-PURCHASE &	0	0	24,027.61	4,630.89	.00	-24,027.61	100.0%*
58137100 3310	TOURNAMENT CART RENT	-17,000	-17,000	.00	.00	.00	-17,000.00	.0%*
58137100 3424	FEES-TOURNAMENT SPON	0	0	-5,780.00	-4,280.00	.00	5,780.00	100.0%
58137100 3425	FEES-LEAGUE HANDICAP	-2,500	-2,500	.00	.00	.00	-2,500.00	.0%*
58137100 3671	SALES TAX	-45,000	-45,000	-32,666.83	-3,829.78	.00	-12,333.17	72.6%*
58137100 3672	SALES TAX-BUFFALO DU	0	0	-663.84	466.39	.00	663.84	100.0%
58137100 3701	FUEL TAX REFUND	0	0	-1,287.27	.00	.00	1,287.27	100.0%
58137100 3801	MISCELLANEOUS	0	0	-3,268.20	.00	.00	3,268.20	100.0%
58137100 4007	TRANSFER-GENERAL FUN	-425,000	-425,000	-425,000.00	.00	.00	.00	100.0%
58137100 4017	TRANSFER-SPECIAL REC	-80,000	-80,000	-80,000.00	.00	.00	.00	100.0%
TOTAL GOLF REVENUE		-1,338,500	-1,394,500	-1,343,246.46	-119,996.09	.00	-51,253.54	96.3%

YEAR-TO-DATE BUDGET REPORT

FOR 2026 09

ACCOUNTS FOR: 581 Golf Course		ORIGINAL APPROP	REVISED BUDGET	YTD ACTUAL	MTD ACTUAL	ENCUMBRANCES	AVAILABLE BUDGET	PCT USE/COL
58137371 GOLF PRO AND CLUBHOUSE								
58137371 5100	SALARIES	268,850	275,250	239,319.66	27,682.37	.00	35,930.34	86.9%
58137371 5111	HEALTH INSURANCE	32,400	32,400	23,629.52	2,487.18	.00	8,770.48	72.9%
58137371 5113	KPERS-CITY SHARE	21,700	22,800	16,918.86	1,793.63	.00	5,881.14	74.2%
58137371 5114	SOCIAL SECURITY-CITY	20,600	21,400	17,643.40	2,047.73	.00	3,756.60	82.4%
58137371 5115	UNEMPLOYMENT COMPENS	300	300	239.25	27.65	.00	60.75	79.8%
58137371 5116	WORKERS COMPENSATION	3,750	3,750	3,750.00	.00	.00	.00	100.0%
58137371 5206	ADVERTISING & HIRING	2,500	2,500	40.00	.00	.00	2,460.00	1.6%
58137371 5215	ASSOCIATION DUES	2,500	2,500	1,588.00	.00	.00	912.00	63.5%
58137371 5223	BANK & CREDIT CARD C	12,000	21,000	17,046.73	1,911.59	.00	3,953.27	81.2%
58137371 5286	CONTRACTED-GOLF PRO	35,000	50,000	50,589.55	280.00	.00	-589.55	101.2%*
58137371 5431	INTERNET CONNECTION	5,600	2,500	995.00	125.00	.00	1,505.00	39.8%
58137371 5441	MAINTENANCE CONTRACT	7,200	9,500	4,090.00	1,887.00	.00	5,410.00	43.1%
58137371 5469	RENTAL-GOLF CARTS	17,000	17,000	5,476.74	.00	.00	11,523.26	32.2%
58137371 5471	REPAIR-BUILDINGS	4,000	4,000	6,601.07	.00	.00	-2,601.07	165.0%*
58137371 5474	REPAIR-EQUIPMENT	4,000	4,000	2,559.39	1,514.50	.00	1,440.61	64.0%
58137371 5487	REPAIR-GOLF CARTS	1,500	1,500	2,718.25	124.99	.00	-1,218.25	181.2%*
58137371 5531	SUBSCRIPTIONS	0	0	2,107.00	.00	.00	-2,107.00	100.0%*
58137371 5541	TAX-STATE SALES	45,000	45,000	27,063.24	3,720.22	.00	17,936.76	60.1%
58137371 5561	TRAINING-EDUCATION	1,000	1,000	241.50	.00	.00	758.50	24.2%
58137371 5571	TRAVEL EXPENSE	1,000	1,000	646.85	.00	.00	353.15	64.7%

YEAR-TO-DATE BUDGET REPORT

FOR 2026 09

ACCOUNTS FOR: 581 Golf Course		ORIGINAL APPROP	REVISED BUDGET	YTD ACTUAL	MTD ACTUAL	ENCUMBRANCES	AVAILABLE BUDGET	PCT USE/COL
58137371 5576	TELEPHONE	100	500	400.10	40.01	.00	99.90	80.0%
58137371 5586	UTILITIES-GAS	4,000	4,000	2,057.54	96.84	.00	1,942.46	51.4%
58137371 5715	MISCELLANEOUS	0	0	1,064.11	66.00	.00	-1,064.11	100.0%*
58137371 5811	SUPPLIES-OFFICE	0	1,000	835.32	271.36	.00	164.68	83.5%
58137371 5812	SUPPLIES-OPERATIONS	10,000	10,000	9,318.16	852.84	.00	681.84	93.2%
58137371 5814	SUPPLIES-CUSTODIAL	1,500	1,500	1,692.38	491.74	.00	-192.38	112.8%*
58137371 5817	SUPPLIES-PRO SHOP	0	7,500	10,340.62	6,515.62	.00	-2,840.62	137.9%*
58137371 5821	SUPPLIES-CONCESSIONS	65,000	65,000	51,071.61	1,500.03	.00	13,928.39	78.6%
58137371 5822	SUPPLIES-TOURNAMENT	13,500	7,500	4,309.01	841.67	.00	3,190.99	57.5%
58137371 5834	SUPPLIES-TOURNAMENT	0	0	5,385.28	2,260.82	.00	-5,385.28	100.0%*
58137371 6511	NEW EQUIPMENT-OFFICE	2,500	2,500	2,235.54	1,450.98	.00	264.46	89.4%
TOTAL GOLF PRO AND CLUBHOUSE		582,500	616,900	511,973.68	57,989.77	.00	104,926.32	83.0%

YEAR-TO-DATE BUDGET REPORT

FOR 2026 09

ACCOUNTS FOR: 581 Golf Course		ORIGINAL APPROP	REVISED BUDGET	YTD ACTUAL	MTD ACTUAL	ENCUMBRANCES	AVAILABLE BUDGET	PCT USE/COL
58137372 GOLF COURSE MAINTENANCE								
58137372 5100	SALARIES	402,900	454,450	325,305.62	24,420.58	.00	129,144.38	71.6%
58137372 5111	HEALTH INSURANCE	54,000	54,000	33,585.38	2,486.13	.00	20,414.62	62.2%
58137372 5113	KPERS-CITY SHARE	36,050	42,200	28,214.01	2,076.39	.00	13,985.99	66.9%
58137372 5114	SOCIAL SECURITY-CITY	30,850	34,800	23,516.02	1,759.51	.00	11,283.98	67.6%
58137372 5115	UNEMPLOYMENT COMPENS	400	500	325.27	24.42	.00	174.73	65.1%
58137372 5116	WORKERS COMPENSATION	6,250	6,250	6,250.00	.00	.00	.00	100.0%
58137372 5206	ADVERTISING & HIRING	100	100	60.00	.00	.00	40.00	60.0%
58137372 5215	ASSOCIATION DUES	1,300	1,300	905.00	.00	.00	395.00	69.6%
58137372 5402	INSURANCE-VEHICLES	39,250	30,100	30,100.00	.00	.00	.00	100.0%
58137372 5441	MAINTENANCE CONTRACT	4,000	4,000	2,862.00	318.00	.00	1,138.00	71.6%
58137372 5471	REPAIR-BUILDINGS	5,000	5,000	4,199.40	.00	.00	800.60	84.0%
58137372 5474	REPAIR-EQUIPMENT	20,000	20,000	9,908.55	2,110.98	.00	10,091.45	49.5%
58137372 5475	REPAIR-GROUNDS	15,000	15,000	16,759.75	2,617.00	.00	-1,759.75	111.7%*
58137372 5483	REPAIR-VEHICLE	1,000	1,000	38.98	.00	.00	961.02	3.9%
58137372 5484	REPAIR-WATER SERVICE	4,000	4,000	3,040.00	.00	.00	960.00	76.0%
58137372 5561	TRAINING-EDUCATION	4,000	4,000	.00	.00	.00	4,000.00	.0%
58137372 5571	TRAVEL EXPENSE	2,500	2,500	.00	.00	.00	2,500.00	.0%
58137372 5576	TELEPHONE	500	500	.00	.00	.00	500.00	.0%
58137372 5581	UNIFORM EXPENSE	2,500	2,500	72.79	.00	.00	2,427.21	2.9%
58137372 5634	FERTILIZER	35,000	35,000	24,706.17	3,090.00	.00	10,293.83	70.6%

YEAR-TO-DATE BUDGET REPORT

FOR 2026 09

ACCOUNTS FOR: 581 Golf Course		ORIGINAL APPROP	REVISED BUDGET	YTD ACTUAL	MTD ACTUAL	ENCUMBRANCES	AVAILABLE BUDGET	PCT USE/COL
58137372 5635	FERTILIZER-WETTING A	12,000	12,000	9,793.28	.00	.00	2,206.72	81.6%
58137372 5636	INSECTICIDE	7,000	7,000	2,922.08	2,922.08	.00	4,077.92	41.7%
58137372 5637	FUNGICIDE	6,000	6,000	95.00	.00	.00	5,905.00	1.6%
58137372 5638	HERBICIDES	6,000	6,000	824.49	.00	.00	5,175.51	13.7%
58137372 5645	GAS-OIL-DIESEL	33,850	25,000	23,546.30	2,496.00	.00	1,453.70	94.2%
58137372 5715	MISCELLANEOUS	0	0	1,048.35	.00	.00	-1,048.35	100.0%*
58137372 5811	SUPPLIES-OFFICE	500	500	571.77	51.49	.00	-71.77	114.4%*
58137372 5812	SUPPLIES-OPERATIONS	5,000	5,000	3,897.63	.00	.00	1,102.37	78.0%
58137372 5815	SUPPLIES-SAFETY	1,000	1,000	49.99	.00	.00	950.01	5.0%
58137372 5861	TREES-SHRUBS-SEED	9,000	9,000	6,778.43	425.00	.00	2,221.57	75.3%
58137372 6511	NEW EQUIPMENT-OFFICE	1,000	1,000	.00	.00	.00	1,000.00	.0%
58137372 6520	NEW EQUIPMENT-OTHER	10,000	33,450	.00	.00	.00	33,450.00	.0%
TOTAL GOLF COURSE MAINTENANCE		755,950	823,150	559,376.26	44,797.58	.00	263,773.74	68.0%
TOTAL Golf Course		-50	45,550	-271,896.52	-17,208.74	.00	317,446.52	-596.9%
	TOTAL REVENUES	-1,338,500	-1,394,500	-1,343,246.46	-119,996.09	.00	-51,253.54	
	TOTAL EXPENSES	1,338,450	1,440,050	1,071,349.94	102,787.35	.00	368,700.06	

PRIOR FUND BALANCE	176,492.98
CHANGE IN FUND BALANCE - NET OF REVENUES/EXPENSES	271,896.52
REVISED FUND BALANCE	448,389.50

YEAR-TO-DATE BUDGET REPORT

FOR 2026 09

ACCOUNTS FOR: 582 Golf Course Improvement		ORIGINAL APPROP	REVISED BUDGET	YTD ACTUAL	MTD ACTUAL	ENCUMBRANCES	AVAILABLE BUDGET	PCT USE/COL
58237100 GOLF COURSE IMPROVEMENT								
58237100 3381	TRANSFER-FEES	-5,000	-5,000	-3,467.00	-443.00	.00	-1,533.00	69.3%*
58237100 3580	DONATIONS	-100	-50,000	-31,000.00	.00	.00	-19,000.00	62.0%*
58237100 3650	ADVERTISING-TEE SIGN	0	0	-700.00	.00	.00	700.00	100.0%
58237100 6220	GOLF COURSE BUILDING	0	80,000	45,037.93	.00	.00	34,962.07	56.3%
TOTAL GOLF COURSE IMPROVEMENT		-5,100	25,000	9,870.93	-443.00	.00	15,129.07	39.5%
TOTAL Golf Course Improvement		-5,100	25,000	9,870.93	-443.00	.00	15,129.07	39.5%
	TOTAL REVENUES	-5,100	-55,000	-35,167.00	-443.00	.00	-19,833.00	
	TOTAL EXPENSES	0	80,000	45,037.93	.00	.00	34,962.07	

PRIOR FUND BALANCE	80,781.60
CHANGE IN FUND BALANCE - NET OF REVENUES/EXPENSES	-9,870.93
REVISED FUND BALANCE	70,910.67

YEAR-TO-DATE BUDGET REPORT

FOR 2026 09

ACCOUNTS FOR: 584 Recreation Reserve	ORIGINAL APPROP	REVISED BUDGET	YTD ACTUAL	MTD ACTUAL	ENCUMBRANCES	AVAILABLE BUDGET	PCT USE/COL
58435100 RECREATION RESERVE							
58435100 4017 TRANSFER-SPECIAL REC	-25,000	-25,000	-25,000.00	.00	.00	.00	100.0%
TOTAL RECREATION RESERVE	-25,000	-25,000	-25,000.00	.00	.00	.00	100.0%
TOTAL Recreation Reserve	-25,000	-25,000	-25,000.00	.00	.00	.00	100.0%
TOTAL REVENUES	-25,000	-25,000	-25,000.00	.00	.00	.00	

PRIOR FUND BALANCE	435,094.54
CHANGE IN FUND BALANCE - NET OF REVENUES/EXPENSES	25,000.00
REVISED FUND BALANCE	460,094.54

YEAR-TO-DATE BUDGET REPORT

FOR 2026 09

ACCOUNTS FOR: 601 Health Insurance		ORIGINAL APPROP	REVISED BUDGET	YTD ACTUAL	MTD ACTUAL	ENCUMBRANCES	AVAILABLE BUDGET	PCT USE/COL
60190100 HEALTH INSURANCE								
60190100 3370	RETIREE HEALTH INSUR	-30,000	-30,000	-1,973.52	-13.79	.00	-28,026.48	6.6%*
60190100 3371	TRANSFER-CITY DEPART	-4,514,400	-4,547,800	-2,620,632.42	-274,566.18	.00	-1,927,167.58	57.6%*
60190100 3372	EMPLOYEE CONTRIBUTIO	-1,400,000	-1,350,000	-967,062.80	-101,184.36	.00	-382,937.20	71.6%*
60190100 3801	MISCELLANEOUS	0	0	-18,412.38	.00	.00	18,412.38	100.0%
60190100 4001	TRANSFER-HEALTH INSU	-250,000	-250,000	-250,000.00	.00	.00	.00	100.0%
60190100 5102	SPOUSAL INCENTIVE	20,000	20,000	12,016.02	1,206.95	.00	7,983.98	60.1%
60190100 5103	GYM MEMBERSHIP INCEN	22,000	22,000	16,983.83	1,959.64	.00	5,016.17	77.2%
60190100 5104	BOB HALLORAN SCHOLAR	2,000	2,000	1,176.69	134.18	.00	823.31	58.8%
60190100 5201	ADMINISTRATIVE FEE	5,000	5,000	570.00	190.00	.00	4,430.00	11.4%
60190100 5202	ADMINISTRATIVE FEE-L	14,000	15,000	10,366.95	1,134.03	.00	4,633.05	69.1%
60190100 5205	HEALTH INSURANCE PRE	5,250,000	5,250,000	3,929,283.52	388,399.95	.00	1,320,716.48	74.8%
60190100 5305	DRUG TESTING COSTS	30	0	.00	.00	.00	.00	.0%
60190100 5311	EMPLOYEE ASSIST PROG	30,000	30,000	21,181.68	2,353.52	.00	8,818.32	70.6%
60190100 5312	CLINIC OPERATIONAL C	815,000	815,000	678,514.26	52,265.91	.00	136,485.74	83.3%
60190100 5715	MISCELLANEOUS	32,000	38,000	26,198.58	.00	.00	11,801.42	68.9%
TOTAL HEALTH INSURANCE		-4,370	19,200	838,210.41	71,879.85	.00	-819,010.41	4365.7%
TOTAL Health Insurance		-4,370	19,200	838,210.41	71,879.85	.00	-819,010.41	4365.7%
	TOTAL REVENUES	-6,194,400	-6,177,800	-3,858,081.12	-375,764.33	.00	-2,319,718.88	
	TOTAL EXPENSES	6,190,030	6,197,000	4,696,291.53	447,644.18	.00	1,500,708.47	

PRIOR FUND BALANCE	1,190,584.29
CHANGE IN FUND BALANCE - NET OF REVENUES/EXPENSES	-838,210.41
REVISED FUND BALANCE	352,373.88

YEAR-TO-DATE BUDGET REPORT

FOR 2026 09

ACCOUNTS FOR: 602 Health Insurance Reserve	ORIGINAL APPROP	REVISED BUDGET	YTD ACTUAL	MTD ACTUAL	ENCUMBRANCES	AVAILABLE BUDGET	PCT USE/COL
60290100 HEALTH INSURANCE RESERVE							
60290100 7015 TRANSFER-HEALTH INSU	250,000	250,000	250,000.00	.00	.00	.00	100.0%
TOTAL HEALTH INSURANCE RESERVE	250,000	250,000	250,000.00	.00	.00	.00	100.0%
TOTAL Health Insurance Reserve	250,000	250,000	250,000.00	.00	.00	.00	100.0%
TOTAL EXPENSES	250,000	250,000	250,000.00	.00	.00	.00	

PRIOR FUND BALANCE	1,345,846.61
CHANGE IN FUND BALANCE - NET OF REVENUES/EXPENSES	-250,000.00
REVISED FUND BALANCE	1,095,846.61

YEAR-TO-DATE BUDGET REPORT

FOR 2026 09

ACCOUNTS FOR: 611 Workers Compensation		ORIGINAL APPROP	REVISED BUDGET	YTD ACTUAL	MTD ACTUAL	ENCUMBRANCES	AVAILABLE BUDGET	PCT USE/COL
61190100 WORKERS COMPENSATION								
61190100 3371	TRANSFER-CITY DEPART	-522,500	-525,000	-530,000.00	.00	.00	5,000.00	101.0%
61190100 5201	ADMINISTRATIVE FEE	1,750	1,750	.00	.00	.00	1,750.00	.0%
61190100 5230	CLAIMS PAYMENT	10,000	10,000	795.78	.00	.00	9,204.22	8.0%
61190100 5406	INSURANCE-WORK COMP	500,000	425,000	460,542.00	.00	.00	-35,542.00	108.4%*
61190100 5811	SUPPLIES-OFFICE	2,500	2,500	111.90	.00	.00	2,388.10	4.5%
61190100 5815	SUPPLIES-SAFETY	20,000	20,000	7,456.43	924.04	.00	12,543.57	37.3%
TOTAL WORKERS COMPENSATION		11,750	-65,750	-61,093.89	924.04	.00	-4,656.11	92.9%
TOTAL Workers Compensation		11,750	-65,750	-61,093.89	924.04	.00	-4,656.11	92.9%
	TOTAL REVENUES	-522,500	-525,000	-530,000.00	.00	.00	5,000.00	
	TOTAL EXPENSES	534,250	459,250	468,906.11	924.04	.00	-9,656.11	

PRIOR FUND BALANCE	335,387.11
CHANGE IN FUND BALANCE - NET OF REVENUES/EXPENSES	61,093.89
REVISED FUND BALANCE	396,481.00

YEAR-TO-DATE BUDGET REPORT

FOR 2026 09

ACCOUNTS FOR: 612 Workers Compensation Reserve		ORIGINAL APPROP	REVISED BUDGET	YTD ACTUAL	MTD ACTUAL	ENCUMBRANCES	AVAILABLE BUDGET	PCT USE/COL
61290100 WORKERS COMPENSATION RESERVE								
61290100 3531	INTEREST INCOME	-3,000	-3,000	-983.42	.00	.00	-2,016.58	32.8%*
61290100 5230	CLAIMS PAYMENT	5,000	5,000	.00	.00	.00	5,000.00	.0%
TOTAL WORKERS COMPENSATION RESERV		2,000	2,000	-983.42	.00	.00	2,983.42	-49.2%
TOTAL Workers Compensation Reserv		2,000	2,000	-983.42	.00	.00	2,983.42	-49.2%
	TOTAL REVENUES	-3,000	-3,000	-983.42	.00	.00	-2,016.58	
	TOTAL EXPENSES	5,000	5,000	.00	.00	.00	5,000.00	

PRIOR FUND BALANCE	771,045.00
CHANGE IN FUND BAL - NET OF REVENUES/EXPENSES	983.42
REVISED FUND BALANCE	772,028.42

YEAR-TO-DATE BUDGET REPORT

FOR 2026 09

	ORIGINAL APPROP	REVISED BUDGET	YTD ACTUAL	MTD ACTUAL	ENCUMBRANCES	AVAILABLE BUDGET	PCT USE/COL
GRAND TOTAL	7,906,406	20,325,618	-13,969,987.72	-7,801,172.59	1,481,337.03	32,814,269.00	-61.4%

** END OF REPORT - Generated by Colleen Drees **

YEAR-TO-DATE BUDGET REPORT

REPORT OPTIONS

	Field #	Total	Page Break
Sequence 1	1	Y	Y
Sequence 2	9	Y	Y
Sequence 3	0	N	N
Sequence 4	0	N	N

Report title:
YEAR-TO-DATE BUDGET REPORT

Print Full or Short description: F
Print MTD Version: Y
Print Revenues-Version headings: N
Format type: 1
Print revenue budgets as zero: N
Include Fund Balance: Y
Include requisition amount: N
Multiyear view: D

Year/Period: 2026/ 9
Print revenue as credit: Y
Print totals only: N
Suppress zero bal accts: Y
Print full GL account: N
Double space: Y
Roll projects to object: N

Carry forward code: 1
Print journal detail: N
From Yr/Per: 2024/ 1
To Yr/Per: 2024/ 1
Include budget entries: Y
Incl encumb/liq entries: Y
Sort by JE # or PO #: J
Detail format option: 1

Find Criteria

Field Name	Field Value
Org	
Object	
Project	
Rollup code	
Account type	
Account status	

GARDEN CITY
KANSAS

MEMORANDUM

TO: City Commission
THRU: Matthew C. Allen, City Manager
FROM: Jared Kuhlmann, Finance Director
DATE: November 3, 2026
RE: Service and Finance Monthly Sales Tax Reports

ISSUE:
Presentation of September 2026 Monthly Sales Tax Reports from Service and Finance

BACKGROUND:

ALTERNATIVES:

RECOMMENDATION:

FISCAL NOTE:

ATTACHMENTS:
Sales Tax Reports - October 2026

ANALYSIS OF CITY SALES TAX RECEIPTS

MONTH RECEIVED	2007	2008	2009	2010	2011	2012	2013	2014	2015	2016	2017	2018	2019	2020	2021	2022	2023	2024	2025	2026
JANUARY	$ 351,627	$ 409,255	$ 529,129	$ 415,161	$ 432,278	$ 483,869	$ 508,705	$ 480,712	$ 521,960	$ 543,148	$ 543,924	$ 564,062	$ 565,980	$ 601,819	$ 596,509	$ 640,065	$ 665,684	$ 669,090	$ 752,470	$ 737,679
FEBRUARY	$ 444,506	$ 465,707	$ 415,062	$ 416,555	$ 509,745	$ 497,844	$ 514,511	$ 575,307	$ 638,635	$ 629,836	$ 638,147	$ 655,745	$ 650,141	$ 646,641	$ 654,966	$ 788,126	$ 735,542	$ 831,503	$ 850,369	$ 921,046
MARCH	$ 338,956	$ 418,336	$ 461,822	$ 432,675	$ 426,585	$ 438,777	$ 468,745	$ 469,435	$ 470,493	$ 502,661	$ 474,000	$ 510,366	$ 555,657	$ 499,030	$ 627,649	$ 631,570	$ 661,368	$ 632,400	$ 648,044	$ 660,853
APRIL	$ 358,967	$ 361,119	$ 388,668	$ 328,743	$ 328,309	$ 409,253	$ 411,491	$ 468,167	$ 493,539	$ 514,449	$ 504,284	$ 501,872	$ 457,775	$ 533,006	$ 559,450	$ 626,920	$ 592,420	$ 665,768	$ 630,594	$ 670,287
MAY	$ 382,562	$ 426,812	$ 362,989	$ 430,701	$ 442,882	$ 502,577	$ 481,623	$ 528,216	$ 556,737	$ 569,117	$ 584,814	$ 579,847	$ 607,072	$ 560,306	$ 637,511	$ 727,163	$ 765,370	$ 749,722	$ 718,438	$ 736,055
JUNE	$ 363,536	$ 398,458	$ 413,934	$ 423,173	$ 471,595	$ 457,884	$ 469,940	$ 526,978	$ 523,569	$ 524,973	$ 488,288	$ 529,078	$ 551,413	$ 526,197	$ 615,152	$ 749,400	$ 690,456	$ 688,183	$ 702,502	$ 691,942
JULY	$ 394,947	$ 456,516	$ 469,538	$ 402,144	$ 431,189	$ 453,965	$ 554,262	$ 540,941	$ 540,334	$ 551,396	$ 527,818	$ 571,285	$ 591,262	$ 560,739	$ 645,485	$ 652,941	$ 679,201	$ 749,038	$ 749,181	$ 699,872
AUGUST	$ 372,473	$ 456,809	$ 373,995	$ 433,641	$ 420,914	$ 490,394	$ 504,212	$ 526,281	$ 546,571	$ 535,506	$ 575,191	$ 552,932	$ 580,309	$ 609,252	$ 594,021	$ 701,907	$ 711,936	$ 661,357	$ 665,873	$ 703,945
SEPTEMBER	$ 388,244	$ 463,398	$ 421,706	$ 415,115	$ 433,117	$ 424,160	$ 529,341	$ 509,837	$ 548,219	$ 534,225	$ 537,191	$ 552,981	$ 611,822	$ 574,299	$ 647,049	$ 646,904	$ 641,621	$ 716,800	$ 734,493	$ 736,274
OCTOBER	$ 408,881	$ 446,179	$ 411,421	$ 425,392	$ 450,833	$ 468,586	$ 501,467	$ 516,778	$ 517,874	$ 563,222	$ 528,383	$ 559,878	$ 574,684	$ 577,225	$ 603,159	$ 577,619	$ 699,621	$ 717,509	$ 733,797	$ 685,858
NOVEMBER	$ 352,723	$ 435,767	$ 402,883	$ 390,433	$ 412,877	$ 474,976	$ 422,213	$ 496,772	$ 528,692	$ 541,283	$ 547,752	$ 518,223	$ 567,513	$ 521,586	$ 530,010	$ 682,330	$ 661,283	$ 639,679	$ 683,353	$ -
DECEMBER	$ 396,872	$ 432,701	$ 461,792	$ 412,973	$ 481,207	$ 424,131	$ 501,046	$ 519,605	$ 539,387	$ 522,361	$ 501,313	$ 529,852	$ 536,285	$ 563,392	$ 705,360	$ 684,862	$ 649,121	$ 696,264	$ 701,228	$ -
TOTAL RECEIPTS	$ 4,554,294	$ 5,171,057	$ 5,112,939	$ 4,926,706	$ 5,241,531	$ 5,526,416	$ 5,867,556	$ 6,159,029	$ 6,426,010	$ 6,532,177	$ 6,451,105	$ 6,626,121	$ 6,849,913	$ 6,773,491	$ 7,416,321	$ 8,109,805	$ 8,153,624	$ 8,417,315	$ 8,570,343	$ 7,243,810
PERCENTAGE CHANGE	#REF!	13.54%	-1.12%	-3.64%	6.39%	5.44%	6.17%	4.97%	4.33%	1.65%	-1.24%	2.71%	3.38%	-1.12%	9.49%	9.35%	0.54%	3.23%	1.82%	-15.48%

ANALYSIS OF COUNTY-WIDE SALES TAX RECEIPTS

MONTH RECEIVED	2007	2008	2009	2010	2011	2012	2013	2014	2015	2016	2017	2018	2019	2020	2021	2022	2023	2024	2025	2026
JANUARY	$ 96,504	$ 112,365	$ 136,559	$ 194,148	$ 172,402	$ 201,675	$ 215,987	$ 207,262	$ 300,664	$ 307,037	$ 317,152	$ 327,188	$ 321,485	$ 367,380	$ 334,224	$ 382,914	$ 396,394	$ 354,297	$ 442,574	$ 437,548
FEBRUARY	$ 117,464	$ 120,392	$ 112,708	$ 168,090	$ 206,332	$ 201,136	$ 213,048	$ 244,277	$ 362,832	$ 358,531	$ 364,135	$ 376,672	$ 373,022	$ 360,916	$ 373,850	$ 459,070	$ 358,637	$ 500,830	$ 502,506	$ 542,818
MARCH	$ 91,096	$ 111,384	$ 127,434	$ 176,275	$ 176,089	$ 187,616	$ 198,757	$ 200,357	$ 290,207	$ 301,101	$ 282,153	$ 298,258	$ 337,311	$ 327,594	$ 359,218	$ 372,085	$ 398,920	$ 387,324	$ 397,733	$ 402,595
APRIL	$ 97,920	$ 97,076	$ 105,529	$ 136,058	$ 140,393	$ 176,191	$ 179,735	$ 202,588	$ 302,975	$ 303,689	$ 302,845	$ 291,365	$ 355,975	$ 302,658	$ 313,114	$ 371,237	$ 331,446	$ 417,047	$ 342,754	$ 356,554
MAY	$ 103,484	$ 113,955	$ 102,518	$ 173,875	$ 182,165	$ 217,621	$ 215,823	$ 225,522	$ 329,154	$ 324,679	$ 343,200	$ 333,071	$ 352,774	$ 319,616	$ 349,824	$ 452,363	$ 462,759	$ 400,462	$ 398,498	$ 405,625
JUNE	$ 98,793	$ 107,235	$ 110,225	$ 174,577	$ 192,468	$ 197,406	$ 205,745	$ 227,284	$ 313,770	$ 298,761	$ 301,306	$ 306,362	$ 332,182	$ 348,707	$ 322,313	$ 405,973	$ 369,590	$ 374,385	$ 388,134	$ 383,474
JULY	$ 109,492	$ 130,863	$ 126,193	$ 163,203	$ 175,188	$ 199,698	$ 238,623	$ 232,796	$ 313,034	$ 330,600	$ 314,986	$ 335,180	$ 332,067	$ 323,487	$ 342,546	$ 367,080	$ 368,825	$ 395,378	$ 411,591	$ 372,079
AUGUST	$ 99,317	$ 123,221	$ 103,580	$ 180,595	$ 178,778	$ 209,006	$ 213,331	$ 223,986	$ 317,123	$ 303,152	$ 337,844	$ 344,467	$ 338,976	$ 366,555	$ 322,660	$ 408,789	$ 378,761	$ 382,123	$ 366,878	$ 397,429
SEPTEMBER	$ 106,941	$ 133,521	$ 111,381	$ 174,612	$ 178,054	$ 180,008	$ 232,303	$ 304,118	$ 318,362	$ 326,369	$ 334,573	$ 317,832	$ 364,224	$ 343,757	$ 337,376	$ 252,369	$ 345,634	$ 400,320	$ 458,675	$ 419,824
OCTOBER	$ 112,166	$ 117,796	$ 108,343	$ 174,202	$ 189,062	$ 203,819	$ 218,503	$ 313,005	$ 301,429	$ 330,331	$ 323,573	$ 331,607	$ 336,116	$ 355,188	$ 366,176	$ 327,539	$ 373,194	$ 403,647	$ 414,647	$ 380,600
NOVEMBER	$ 107,500	$ 117,428	$ 111,973	$ 153,378	$ 174,342	$ 208,611	$ 184,384	$ 304,259	$ 308,291	$ 321,505	$ 331,203	$ 303,002	$ 292,047	$ 321,857	$ 327,221	$ 398,510	$ 361,868	$ 360,045	$ 380,218	$ -
DECEMBER	$ 109,693	$ 114,846	$ 160,409	$ 161,622	$ 196,711	$ 182,159	$ 236,524	$ 312,690	$ 312,260	$ 310,550	$ 299,058	$ 311,284	$ 287,121	$ 299,985	$ 377,925	$ 393,418	$ 352,334	$ 383,207	$ 397,362	$ -
TOTAL RECEIPTS	$ 1,250,370	$ 1,400,082	$ 1,416,852	$ 2,030,635	$ 2,161,984	$ 2,364,946	$ 2,552,763	$ 2,998,144	$ 3,770,101	$ 3,816,305	$ 3,852,028	$ 3,876,288	$ 4,023,300	$ 4,037,701	$ 4,126,447	$ 4,591,345	$ 4,498,363	$ 4,759,063	$ 4,901,568	$ 4,098,546
PERCENTAGE CHANGE	#REF!	11.97%	1.20%	43.32%	6.47%	9.39%	7.94%	17.45%	25.75%	1.23%	0.94%	0.63%	3.79%	0.36%	2.20%	11.27%	-2.03%	5.80%	2.99%	-16.38%

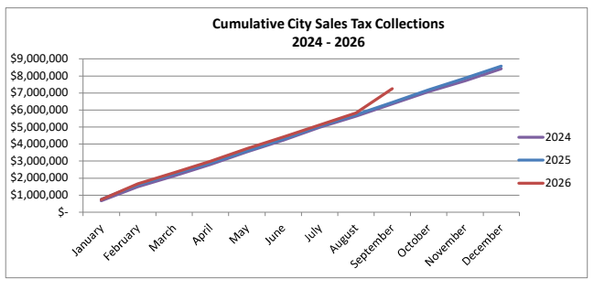

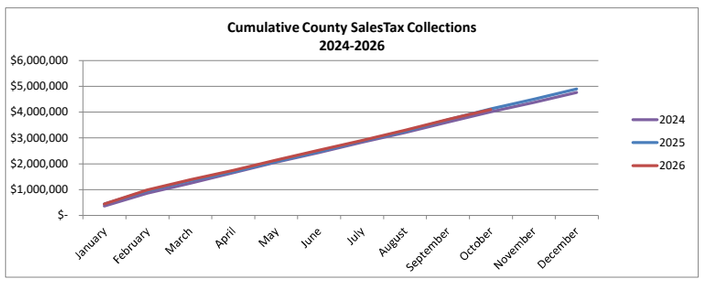

CITY OF GARDEN CITY, KANSAS

.30 SALES TAX RECEIPTS

MONTH RECEIVED		2020	2021	2022	2023	2024	2025	2026
JANUARY	CI	$ 116,089	$ 114,388	$ 133,927	$ 140,015	$ 145,980	$ 156,745	156,633
	CO	$ 110,570	$ 108,950	$ 127,295	$ 129,717	$ 142,672	$ 138,953	137,882
FEBRUARY	CI	$ 123,227	$ 130,539	$ 362,806	$ 164,801	$ 176,158	$ 180,867	198,237
	CO	$ 117,135	$ 124,027	$ 341,655	$ 165,290	$ 156,054	$ 159,011	174,505
MARCH	CI	$ 112,967	$ 123,519	$ 125,534	$ 139,125	$ 137,937	$ 143,957	142,620
	CO	$ 107,383	$ 117,358	$ 118,216	$ 129,518	$ 122,195	$ 126,561	125,547
APRIL	CI	$ 100,888	$ 109,373	$ 131,563	$ 129,542	$ 146,064	$ 136,058	141,403
	CO	$ 96,695	$ 104,711	$ 123,893	$ 125,033	$ 129,395	$ 123,791	129,546
MAY	CI	$ 106,391	$ 133,855	$ 155,074	$ 163,281	$ 159,559	$ 161,588	166,907
	CO	$ 101,131	$ 133,154	$ 146,034	$ 152,007	$ 146,413	$ 148,335	153,908
JUNE	CI	$ 120,050	$ 129,002	$ 145,231	$ 141,953	$ 149,770	$ 151,976	155,118
	CO	$ 114,116	$ 128,297	$ 139,862	$ 135,748	$ 138,461	$ 139,491	142,506
JULY	CI	$ 100,650	$ 131,269	$ 135,726	$ 145,261	$ 159,864	$ 162,278	152,005
	CO	$ 95,674	$ 130,174	$ 130,847	$ 140,976	$ 149,816	$ 148,872	140,496
AUGUST	CI	$ 113,280	$ 128,775	$ 157,786	$ 155,211	$ 147,445	$ 145,786	159,515
	CO	$ 107,895	$ 127,648	$ 149,708	$ 151,606	$ 134,513	$ 133,664	146,439
SEPTEMBER	CI	$ 106,203	$ 130,397	$ 159,282	$ 134,643	$ 165,238	$ 158,217	167,086
	CO	$ 101,155	$ 129,211	$ 171,128	$ 130,548	$ 153,137	$ 145,118	153,916
OCTOBER	CI	$ 117,141	$ 139,434	$ 118,735	$ 150,823	$ 165,643	$ 163,106	153,448
	CO	$ 111,573	$ 137,829	$ 114,644	$ 147,413	$ 152,859	$ 149,287	140,590
NOVEMBER	CI	$ 101,840	$ 140,410	$ 149,989	$ 143,734	$ 136,946	$ 146,801	-
	CO	$ 96,999	$ 138,036	$ 142,981	$ 139,666	$ 125,996	$ 134,260	-
DECEMBER	CI	$ 114,828	$ 149,569	$ 148,666	$ 139,540	$ 150,558	$ 156,000	-
	CO	$ 113,443	$ 148,889	$ 141,478	$ 135,911	$ 138,977	$ 142,765	-
TOTAL RECEIPTS		**$ 2,607,323**	**$ 3,088,815**	**$ 3,772,058**	**$ 3,431,364**	**$ 3,531,650**	**$ 3,553,491**	**$ 3,038,309**
% Change		91.06%	18.47%	22.12%	-9.03%	2.92%	0.62%	-14.50%

CITY OF GARDEN CITY, KANSAS

.15 SALES TAX RECEIPTS

MONTH RECEIVED	2023	2024	2025	2026
JANUARY		$ 115,104	$ 127,470	$ 127,915
FEBRUARY		$ 140,947	$ 145,197	$ 160,618
MARCH		$ 106,347	$ 113,693	$ 114,210
APRIL		$ 111,999	$ 107,326	$ 114,570
MAY		$ 128,672	$ 124,315	$ 128,260
JUNE	$ 117,497	$ 117,026	$ 118,491	$ 118,901
JULY	$ 114,417	$ 124,845	$ 126,174	$ 119,557
AUGUST	$ 121,461	$ 114,511	$ 115,011	$ 122,734
SEPTEMBER	$ 107,606	$ 123,691	$ 123,416	$ 126,125
OCTOBER	$ 119,362	$ 123,816	$ 124,678	$ 117,474
NOVEMBER	$ 113,780	$ 107,642	$ 115,772	$ -
DECEMBER	$ 110,824	$ 118,156	$ 119,700	$ -
TOTAL RECEIPTS	**$ 804,947**	**$ 1,432,756**	**$ 1,461,244**	**$ 1,250,364**

CITY OF GARDEN CITY, KANSAS
ANALYSIS OF SALES TAX RECEIPTS
FULL COLLECTION BASIS

ANALYSIS OF CITY-WIDE SALES TAX RECEIPTS

MONTH RECEIVED	2024	2025	2026
JANUARY	$ 819,202	$ 865,341	$ 848,331
FEBRUARY	$ 956,229	$ 977,924	$ 1,059,203
MARCH	$ 727,260	$ 745,251	$ 759,981
APRIL	$ 765,634	$ 757,666	$ 810,310
MAY	$ 901,585	$ 875,307	$ 900,543
JUNE	$ 836,378	$ 854,030	$ 841,729
JULY	$ 925,197	$ 910,253	$ 857,077
AUGUST	$ 789,894	$ 808,914	$ 858,138
SEPTEMBER	$ 876,034	$ 844,667	$ 901,295
OCTOBER	$ 871,921	$ 888,631	$ 833,220
NOVEMBER	$ 771,303	$ 825,126	$ -
DECEMBER	$ 843,383	$ 848,355	$ -
TOTAL RECEIPTS	**$ 10,084,020**	**$ 10,201,466**	**$ 8,669,826**

Amounts include Full Collection (includes City STAR portion - dedicated).

Current Breakdown
Sales Tax in Garden City and Expiration Dates

Taxing Entity	% of Tax	Expiration Dates
State of Kansas	6.5	% Change when Needed
Finney County-General	0.5	Continuous
Finney County-Special	0.25	9/30/2027
Finney County-Special	0.25	6/30/2037
Finney County-Special	0.3	3/31/2033
Finney County-Special	0.5	3/31/2036
Garden City	0.5	Continuous
Garden City-Special	0.5	9/30/2035
Garden City-Special	0.15	3/31/2037
Total	**9.45**	

The City currently has seven Community Improvement Districts that carry an additional 1-2% tax.

ANALYSIS OF CITY-WIDE SALES TAX RECEIPTS		
MONTH RECEIVED	2025	2026
JANUARY	$ 752,470	$ 737,679
FEBRUARY	$ 850,369	$ 921,046
MARCH	$ 648,044	$ 660,853
APRIL	$ 630,594	$ 670,287
MAY	$ 718,438	$ 736,055
JUNE	$ 702,502	$ 691,942
JULY	$ 749,181	$ 699,872
AUGUST	$ 665,873	$ 703,945
SEPTEMBER	$ 734,493	$ 736,274
OCTOBER	$ 733,797	$ 685,858
NOVEMBER	$ 683,353	$ -
DECEMBER	$ 701,228	$ -
TOTAL RECEIPTS	**$ 8,570,343**	**$ 7,243,810**

ANALYSIS OF COUNTY-WIDE SALES TAX RECEIPTS		
MONTH RECEIVED	2025	2026
JANUARY	$ 442,574	$ 437,548
FEBRUARY	$ 502,506	$ 542,818
MARCH	$ 397,733	$ 402,595
APRIL	$ 342,754	$ 356,554
MAY	$ 398,498	$ 405,625
JUNE	$ 388,134	$ 383,474
JULY	$ 411,591	$ 372,079
AUGUST	$ 366,878	$ 397,429
SEPTEMBER	$ 458,675	$ 419,824
OCTOBER	$ 414,647	$ 380,600
NOVEMBER	$ 380,218	$ -
DECEMBER	$ 380,218	$ -
TOTAL RECEIPTS	**$ 4,884,424**	**$ 4,098,546**

ANALYSIS OF COUNTY .30 SALES TAX RECEIPTS			
MONTH RECEIVED		2025	2026
JANUARY	CI	$ 156,745	$ 156,633
	CO	$ 138,953	$ 137,882
FEBRUARY	CI	$ 180,867	$ 198,237
	CO	$ 159,011	$ 174,505
MARCH	CI	$ 143,957	$ 142,620
	CO	$ 126,561	$ 125,547
APRIL	CI	$ 136,058	$ 141,403
	CO	$ 123,791	$ 129,546
MAY	CI	$ 161,588	$ 166,907
	CO	$ 148,335	$ 153,908
JUNE	CI	$ 151,976	$ 155,118
	CO	$ 139,491	$ 142,506
JULY	CI	$ 162,278	$ 152,005
	CO	$ 148,872	$ 140,496
AUGUST	CI	$ 145,786	$ 159,515
	CO	$ 133,664	$ 146,439
SEPTEMBER	CI	$ 158,217	$ 167,086
	CO	$ 145,118	$ 153,916
OCTOBER	CI	$ 163,106	$ 153,448
	CO	$ 149,287	$ 140,590
NOVEMBER	CI	$ 146,801	$ -
	CO	$ 134,260	$ -
DECEMBER	CI	$ 156,000	$ -
	CO	$ 142,765	$ -
TOTAL RECEIPTS		**$ 3,553,491**	**$ 3,038,309**

ANALYSIS OF CITY .15 SALES TAX RECEIPTS		
MONTH RECEIVED	2025	2026
JANUARY	$ 127,470	$ 127,915
FEBRUARY	$ 145,197	$ 160,618
MARCH	$ 113,693	$ 114,210
APRIL	$ 107,326	$ 114,570
MAY	$ 124,315	$ 128,260
JUNE	$ 118,491	$ 118,901
JULY	$ 126,174	$ 119,557
AUGUST	$ 115,011	$ 122,734
SEPTEMBER	$ 123,416	$ 126,125
OCTOBER	$ 124,678	$ 117,474
NOVEMBER	$ 115,772	$ -
DECEMBER	$ 119,700	$ -
TOTAL RECEIPTS	**$ 1,461,244**	**$ 1,250,364**

GARDEN CITY
KANSAS

MEMORANDUM

TO: City Commission
THRU: Matthew C. Allen, City Manager
FROM: Kristi Newland, Zoo Director
DATE: October 27, 2026
RE: Zoo monthly report September 2026

ISSUE:
Presentation of the September 2026 monthly staff report from Lee Richardson Zoo

BACKGROUND:
Attached is the September 2026 monthly staff report from Lee Richardson Zoo

ALTERNATIVES:
None

RECOMMENDATION:
None

FISCAL NOTE:
None

ATTACHMENTS:
Zoo Current Monthly report

CITY OF GARDEN CITY
ZOO DEPARTMENT
SEPTEMBER 2026 MONTHLY REPORT

ANIMAL CARE, HEALTH AND NUTRITION

ACCESSIONS:

Births/Hatchings

None

Transfers In

None

DEACCESSIONS:

Deaths

None

Transfers Out

1.0	Lion	Transfer to Saint Louis Zoological Park per SSP recommendation

OPERATIONS:

Weekend giraffe encounters wrapped up for the season, and scheduled keeper chats switched to weekends-only through the end of November. 1.0 Bali Myna cleared quarantine and was introduced to the Rainforest habitat. 0.1 Jaguar returned to habitat after spay procedure. Lead Keeper Ortiz and Animal Keeper Aldana attended the Zoo Hoofstock Trim Program conference. Veterinary Assistant attended the AAZK conference. Survey submitted for Nicobar Pigeon SSP. Animal Keeper Risley attended the virtual North American River Otter SSP meeting. Animal Care staff are setting up behind-the-scenes temperature-controlled quarters for non-winter-hardy birds to prepare for the upcoming cold temperatures. Collaborating on upcoming animal transports with International Crane Foundation, Ralph Mitchell Zoo, Rolling Hills Zoo, Busch Gardens Tampa, Sedgwick County Zoo, and more.

Ongoing Animal Health procedures: 1.1 Rhino phlebotomies and bloodwork, foot checks for 0.1 Nicobar pigeon, 1.0 Karakul sheep, and 1.0 Chilean Flamingo, 1.0 Karakul sheep and 1.0 NARO bloodwork, beak trims for 0.1 Screech Owl and 1.0 Laughing Kookaburra. Vaccinated 1.1 Rhino. Quarantine exit exams for 1.0 Black tree monitor and 1.0 Black-footed ferret. Toe amputation procedure for 0.1 Greater Roadrunner. Routine exams on 0.1 Eurasian Collared Dove, 1.1 Pygmy Slow Loris, 1.1 Giraffe, 4.0 African Crowned Cranes, and 1.0 Ruddy Duck.

ADMINISTRATION

USDA inspection with no non-compliant items found. The Zoo returned to regular public hours (8 am to 5 pm) starting the day after Labor Day. Managers reviewed final construction documents and estimated budgets for three future projects (Bird viewing/holding, new camel and Asian wild horse barns, new 7th Street drive-in entrance) with Hutton and GMCN. Staff facilitated City Electric Department tracing power routes on project sites. Director and Deputy Director attended the National AZA conference. Staff reviewed action steps developed for employee engagement survey goals. Staff participated in general gun safety session by GCPD and a presentation on inclement fall and winter weather by KMU. Members of the Zoo emergency response weapons team practiced at the firing range. Picture of the Month selected by the Zoo Advisory Board: otter picture by Keeper Conner Risley.

CONSERVATION AWARENESS

Conservation Awareness staff participated in Fall Fest, offering opportunities to engage in conservation-related learning regarding black rhinos and red pandas. The Conservation Awareness Manager presented the last of 3 FOLRZ Member's Only events. 2,754 people viewed the Otter Ice Enrichment video on TikTok, and 14,435 people viewed the media release about Bantu the lion on Facebook. A Black-Footed Ferret Rediscovery Day coloring page was designed and distributed for the public. A new program was developed for birthday parties at the Zoo.

MAINTENANCE

The Maintenance team completed the faux rock work for the cavy shelter, serviced and repaired several department trucks, and began finishing the final details of the old takin habitat remodel. The replacement of timbers comprising the snow leopard outdoor habitat containment is nearing completion. Staff completed numerous work orders throughout the Zoo involving electrical and plumbing issues, as well as backflow preventer replacements. Facilities Supervisor began coordinating with contractors to replace uneven sidewalk sections throughout the Zoo and start work on heater replacement in the Giraffe barn. Various repairs were completed in the bear yard.

GARDEN CITY
KANSAS

MEMORANDUM

TO: City Commission
THRU: Matthew C. Allen, City Manager
FROM: Celyn N. Hurtado, City Clerk
DATE: November 3, 2026
RE: Meetings of Note

ISSUE:

- November 3, 2026 - General Election Day - 7:00 a.m. - 7:00 p.m.
- November 10, 2026 - Southwest Kansas Chambers of Commerce - Annual Legislative Appreciation Dinner at Liberal Country Club at 6:30 p.m.
- November 14, 2026 - Veterans Day Parade on Main Street from 10:00 a.m. - 11:00 a.m.
- November 14, 2026 - Veterans Day Fireworks at the West Exhibition Building Parking Lot at approximately 7:00 p.m.
- November 18, 2026 - Garden City Area Chamber of Commerce Membership Breakfast at The Refinery at 7:10 a.m.
- November 18, 2026 - Abe Hubert Elementary - Thankful Thursdays - Coffee & Donuts at 8:00 a.m.
- November 19, 2026 - Garden City Area Chamber of Commerce - 31st Annual Crystal Apple Awards at The Refinery at 6:30 p.m.
- November 21, 2026 - Fantasy Tree Festival / Holiday Home Tours at the Finney County Exhibition Building
- December 1, 2026 - Western Kansas Community Foundation - Match Day at First United Methodist Church from 7:00 a.m. - 7:00 p.m.
- December 6, 2026 - Downtown Vision - Commerce Bank Christmas Parade on Main Street at 6:00 p.m.
- December 12, 2026 - Friends of Lee Richardson Zoo's - Wild Lights Holiday Light Show at Lee Richardson Zoo from 5:00 - 9:00 p.m.
-

BACKGROUND:

ALTERNATIVES:

RECOMMENDATION:

FISCAL NOTE:

GARDEN CITY
KANSAS

MEMORANDUM

TO: City Commission
THRU: Matthew C. Allen, City Manager
FROM: Danielle B. Burke, Deputy City Manager
DATE: November 3, 2026
RE: Kripa Developers LLC - Creation of Community Improvement District

---

ISSUE:

1:30 P.M. - Public Hearing for the Governing Body to consider and approve an ordinance creating the Kripa Community Improvement District and authorizing the levy of a Community Improvement District retailers' sales tax to be collected within the district.

1. Ordinance No. _____-2026, an ordinance creating the Kripa Community Improvement District in the City of Garden City, Kansas an authorizing the levy of a Community Improvement District retailers' sales tax to be collected within the district.

BACKGROUND:

Kripa Developers, LLC contacted the City of Garden City to express interest in development of vacant property generally located at 3210 E. Mary Street. The proposed project would include constructing a hotel containing approximately 110 rooms under a national chain hotel brand (anticipated to be a Hilton affiliate). The project will also include surrounding retail and commercial facilities.

At the August 18, 2026 City Commission meeting, the Governing Body approved a Memorandum of Understanding (MOU) with Kripa Developers, LLC that outlined the anticipated project costs along with the anticipated public contributions. One of those identified tools was a community improvement district. At the October 6, 2026 City Commission meeting, the Governing Body set the public hearing for the CID portion of the project.

After the public hearing has concluded, the Governing Body is asked to consider Ordinance No. _____-2026 creating the CID and authorizing the levy of a 2% retailers' sales tax to be collected in the district for eligible project costs.

The final action needed for the CID retailers' sales tax to be in effect is for the City and the Developer to enter into a development agreement regarding the final terms of the CID.

City Bond Counsel Mary Carson and Andrew Kovar have prepared the attached resolution which has also been reviewed and approved by the developer.

ALTERNATIVES:

1. The Governing Body may approve Ordinance No. _____-2026 as written.
2. The Governing Body may not approve Ordinance No. _____-2026 as written and provide alternative direction.

RECOMMENDATION:
Staff recommends the Governing Body approve Ordinance No. _____-2026 as written.

FISCAL NOTE:
There is no fiscal impact to the City for the creation of a Community Improvement District.

ATTACHMENTS:
Ordinance No. _____-2026 (Creating the CID)

(Published in the *Garden City Telegram* on November 14, 2026)

ORDINANCE NO. ____-2026

AN ORDINANCE CREATING THE KRIPA COMMUNITY IMPROVEMENT DISTRICT IN THE CITY OF GARDEN CITY, KANSAS AND AUTHORIZING THE LEVY OF A COMMUNITY IMPROVEMENT DISTRICT RETAILERS' SALES TAX TO BE COLLECTED WITHIN THE DISTRICT

WHEREAS, pursuant to K.S.A. 12-6a26 *et seq*., as amended (the "Act"), the City of Garden City, Kansas (the "City") is authorized to create community improvement districts in the City for economic development purposes and for any other purpose for which public money may be expended; and

WHEREAS, on September 18, 2026 a petition (the "Petition") was submitted to the City Clerk signed by Worf Land LLC, a Kansas limited liability company, the owner of more than 55% of the land area within the proposed District, and more than 55% by assessed value of the land area within the proposed District (the "Petitioner") requesting (i) the creation of a community improvement district under the Act to be known as Kripa Community Improvement District (the "CID"), (ii) the construction of the Project as described in the Petition and authorized by the Act (the "Project"), and (iii) the imposition of a community improvement district sales tax within the CID in the amount of 2.0% to pay a portion of the costs of the Project (the "CID Sales Tax"); and

WHEREAS, pursuant to the Act and Resolution No. 3229-2026 adopted October 6, 2026, and after providing notice of hearing as required by the Act, a public hearing on the creation of the CID and the imposition of the CID Sales Tax was opened on November 3, 2026, and all interested parties were given an opportunity to be heard; and

WHEREAS, the governing body of the City finds and determines it is in the best interest of the City and in furtherance of the purposes of the Act to create the CID and authorize levy of the CID Sales Tax.

NOW THEREFORE, BE IT ORDAINED BY THE GOVERNING BODY OF THE CITY OF GARDEN CITY, KANSAS:

SECTION 1. Creation of District. The CID is created within the City and shall be designated the Kripa Community Improvement District. The legal description of the CID is attached as **Exhibit A** and the boundaries of the District are depicted on the map attached as **Exhibit B**.

SECTION 2. Project and Project Costs. The Project is authorized and generally described as follows: the commercial development of the Property consisting of the construction and equipping of a hotel of approximately 110 rooms operating under a national hotel brand (anticipated to be a Hilton affiliate), together with surrounding retail and commercial facilities and related infrastructure, to be developed in multiple phases, and all related improvements including,

but not limited to, land acquisition, site preparation, construction of buildings and tenant finish improvements, including FF&E, improvements to infrastructure, utilities, parking, landscaping, lighting, and signage; ongoing operation and maintenance costs and any other items or uses associated with the CID Project as permitted by the Act. The governing body hereby approves the total estimated cost of the Project of $31,585,000 and the total estimated cost of the Project to be reimbursed by the CID Sales Tax of $31,305,000. The estimated amount expected to be reimbursed from the CID Sales Tax revenue stated in the preceding sentence shall be neither a guarantee of nor a limitation on reimbursement and revenues of the CID Sales Tax may be utilized for costs of the Project if authorized by the Act and the Development Agreement (defined below).

SECTION 3. Method of Finance. The portion of Project cost to be financed or reimbursed from revenues of the CID Sales Tax will be funded on a pay-as-you-go basis, as defined in the Act. No special assessments will be levied under the Act and no bonds of the City will be issued.

SECTION 4. Levy of Sales Tax. Pursuant to the Act, a 2.00% retailers' sales tax (the "CID Sales Tax") shall be levied within the CID on the selling of tangible personal property at retail or rendering or furnishing of services taxable under provisions of the Kansas retailers' sales tax act, as amended. The imposition of the CID Sales Tax shall begin upon the date that the first retail user within the CID is open for business, and as soon as the levy of the tax is approved by the Kansas Department of Revenue (KDOR), or any other effective date the City may approve by ordinance if a change in the effective date of the CID Sales Tax is requested by the Developer and such date is approved by KDOR. The CID Sales Tax shall be administered, collected by the KDOR, subject to the provisions of the Act, the Development Agreement between the City and Developer, K.S.A. 12-187 *et seq*., and rules and regulations of the KDOR.

SECTION 5. Development Agreement; Pre-condition to Publication and Effectiveness of Ordinance. As a pre-condition to the City Clerk's publication of this ordinance and/or the commencement of the CID Sales Tax, the City and Kripa Developers, LLC (the "Developer") shall enter into a development agreement (the "Development Agreement"), in substantially the form prepared by the City's attorneys and attorneys representing the Developer, further describing the Project and the costs thereof, setting forth the terms and conditions of the Developer's construction and completion of the CID Project, as well as the reimbursement procedures for CID Eligible Project Costs identified therein. Upon the effective date of this Ordinance, the Mayor and City Clerk are authorized and directed to execute the Development Agreement, with such changes as may be recommended by City staff and legal counsel and approved by the Mayor.

SECTION 6. Further Authority. The City shall, and the officers, agents and employees of the City are hereby authorized and directed to, take such action, expend such funds and execute such other documents, certificates and instruments as may be necessary or desirable to carry out and comply with the provisions of this Ordinance and to carry out, comply with and perform the duties of the City with respect to the Development Agreement, establishment and operation of the CID, and levy of the CID Sales Tax, all as necessary to carry out and give effect to the transaction contemplated hereby and thereby.

SECTION 7. Effective Date. This Ordinance shall be in full force and effect from and after passage by the governing body and publication one time in the official City newspaper;

provided this Ordinance shall not be published until the City and Developer have completed a mutually acceptable Development Agreement. When this Ordinance is effective, the City Clerk shall provide a certified copy of the ordinance to the Kansas Department of Revenue. This Ordinance shall also be recorded in the office of the Finney County Register of Deeds, as required by the Act.

[Remainder of Page Intentionally Left Blank]

PASSED AND APPROVED by vote of the governing body of the City of Garden City, Kansas on November 3, 2026.

CITY OF GARDEN CITY, KANSAS

[seal]

By_____
Tam "Tom" Nguyen, Mayor

ATTEST:

By_____
Celyn N. Hurtado, City Clerk

EXHIBIT A

(Legal Description of Kripa Community Improvement District)

Property located in the County of Finney, State of Kansas and described as follows:

A parcel of land located in the Northeast Quarter of Section 9, Township 24 South, Range 32 West of the 6th Principal Meridian, Finney County, Kansas, more particularly described as follows by Thad C. Reynolds, L.S. #1354, on May 19, 2025:

Commencing at the Northwest corner of said Quarter, thence N90°00'00"E along the North line of said Quarter a distance of 1188.21 feet, thence S00°00'35"E a distance of 40.02 feet to the South Right-of-Way line of Mary Street, also being the Northeast comer of Lot 1, O'Reilly's Garden City, also being the Point of Beginning of parcel to be described;
-thence continuing S00°00'35"E along the East line of said Lot 1 a distance of 175.02 feet to the Southeast comer of said Lot 1;
-thence S89°58'42"W along the South line of said Lot 1 a distance of 219.14 feet to the Southwest corner of said Lot 1;
-thence S00°00'15"W a distance of 447.60 feet;
-thence S46°54'47"E a distance of 475.73 feet to the Northwest Right-of-Way line of Kansas Highway 156 and Kansas Avenue;
-thence N42°56'26"E along said Right-of-Way line a distance of 69.74 feet;
-thence N45°56'25"W along said Right-of-Way line a distance of 14.86 feet;
-thence N43°07'57"E along said Right-of-Way line a distance of 200.08 feet;
-thence S46°12'56"E along said Right-of-Way line a distance of 15.03 feet;
-thence N43°00'44"E along said Right-of-Way line a distance of 149.93 feet;
-thence N43°11'30"E along said Right-of-Way line a distance of 603.58 feet;
-thence N02°20'01"W a distance of 21.15 feet to the Southwest Right-of-Way line of Mary Street;
-thence N46°37'56"W along said Right-of-Way line a distance of 80.86 feet;
-thence along said Right-of-Way line on a tangent curve to the left having a radius of 460.00 feet, an arc length of 346.59 feet, chord length of 338.45 feet and a chord bearing of N68°25'43"W;
-thence S89°59'11"W along the South Right-of-Way line of Mary Street a distance of 453.95 feet to the Point of Beginning.

Said parcel contains 14.05 acres, more or less, and is subject to easements, reservations and restrictions of record.

LESS AND EXCEPT:
A tract of land located in the Northeast Quarter of Section 9, Township 24 South, Range 32 West, City of Garden City, Finney County, Kansas:
Commencing at the Northeast corner of said Section 9;
Thence N 88°20’44” W, along the North line of said Section 9, a distance of 665.91 feet;
Thence, S 00°21’59” E, a distance of 238.80 feet to a point on the Northerly line of State Highway 156 and the Point of Beginning;
Thence, S 00°21’59” E, continuing along said northerly line, a distance of 25.39 feet;

Thence, S 44°47’07” W, along said Northerly line, a distance of 722.26 feet to the Southeast corner of Prairie Crossing North Addition No. 1;
Thence, N 45°12’53” W, along said Northerly line, a distance of 15.00 feet;
Thence, S 44°47’07” W, along said Northerly line a distance of 200.00 feet;
Thence, S 45°12’53” E, along said Northerly line a distance of 15.00 feet to the Southwest corner of Prairie Crossing North Addition No. 1;
Thence, S 44°47’07” W, along said Northerly line a distance of 70.00 feet to the Southwest corner of Worf’s land;
Thence, N 45°12’53” W, along the Westerly line of Worf’s land, a distance of 18.00 feet;
Thence, N 44°47’07” E, a distance of 1010.17 feet to the Point of Beginning.
Said tract contains 15,022 square feet, 0.34 acres, more or less.

EXHIBIT B

(Map of Kripa Community Improvement District)



EXCERPT OF MINUTES

The governing body of the City of Garden City, Kansas, met in regular session at the usual meeting place in the City on November 3, 2026, at 1:00 p.m., Central Time, with Mayor Tam "Tom" Nguyen presiding, and the following members of the governing body present:

The following members were absent:

The Mayor opened a public hearing on creation of the proposed Kripa Community Improvement District and the levy of a sales tax within the proposed district pursuant to public notice given as authorized by Resolution No. 3229-2026. All those persons present to speak to the issue were heard. The Mayor closed the public hearing.

An Ordinance was presented to the governing body entitled:

AN ORDINANCE CREATING THE KRIPA COMMUNITY IMPROVEMENT DISTRICT IN THE CITY OF GARDEN CITY, KANSAS AND AUTHORIZING THE LEVY OF A COMMUNITY IMPROVEMENT DISTRICT RETAILERS' SALES TAX TO BE COLLECTED WITHIN THE DISTRICT

The Ordinance was considered and discussed; and on motion of _____, seconded by _____, the Ordinance passed by the following vote of the governing body:

Yes:

No:

The Ordinance was assigned No. ____- 2026.

****

CITY CLERK'S
CERTIFICATION OF EXCERPT OF MINUTES

I certify that the foregoing is a true and correct Excerpt of Minutes of the November 3, 2026, meeting of the governing body of the City of Garden City, Kansas.

[Seal]

Celyn N. Hurtado, City Clerk

GARDEN CITY
KANSAS

MEMORANDUM

TO: City Commission
THRU: Matthew C. Allen, City Manager
FROM: Danielle B. Burke, Deputy City Manager
DATE: November 3, 2026
RE: Kripa Developers, LLC - Tax Increment Financing

ISSUE:

The Governing Body is asked to consider and approve a resolution of intent to create a redevelopment district, approve a redevelopment plan, and set a public hearing for Kripa Developers, LLC.

1. Resolution No. _____-2026, a resolution stating the intention of the City of Garden City, Kansas to consider creation of a redevelopment district, approve a redevelopment plan for the district, and providing for notice of a public hearing on such matters.

BACKGROUND:

Kripa Developers, LLC contacted the City of Garden City to express interest in development of vacant property generally located at 3210 E. Mary Street. The proposed project would include constructing a hotel containing approximately 110 rooms under a national chain hotel brand (anticipated to be a Hilton affiliate). The project will also include surrounding retail and commercial facilities.

At the August 18, 2026 City Commission meeting, the Governing Body approved a Memorandum of Understanding (MOU) with Kripa Developers, LLC that outlined the anticipated project costs along with the anticipated public contributions. One of those identified tools was a tax increment financing (TIF) district. At the October 6, 2026 City Commission meeting, the Governing Body set the public hearing for November 17, 2026 at 1:30 P.M. at the City Administration Center in the City Commission Chambers. Unfortunately, the notices required to be sent to each of the taxing entities was not completed on time and therefore the City Commission is asked to set a new public hearing date for December 15, 2026 at 1:30 P.M. at the City Administration Center in the City Commission Chambers.

Staff did make the developer aware of the mistake and were able to adjust other timeframes within the overall TIF calendar to complete the process at the same time as originally planned.

City Bond Counsel Mary Carson and Andrew Kovar have prepared the attached resolution which has also been reviewed and approved by the developer.

ALTERNATIVES:

1. The Governing Body may approve the resolution of intent to create a redevelopment district, approve a redevelopment plan, and set a public hearing for Kripa Developers, LLC.
2. The Governing Body many not approve the resolution of intent to create a redevelopment district, approve a redevelopment plan, and set a public hearing for Kripa Developers, LLC.

3. The Governing Body may provide alternative direction.

RECOMMENDATION:

Staff recommends the Governing Body approve the resolution of intent to create a redevelopment district, approve a redevelopment plan, and set a public hearing for Kripa Developers, LLC.

FISCAL NOTE:

There is no financial impact to the City to set a public hearing date.

ATTACHMENTS:

TIF District Plan
Resolution of Intent - TIF

REDEVELOPMENT DISTRICT PLAN FOR REDEVELOPMENT THROUGH TAX INCREMENT FINANCING KRIPA REDEVELOPMENT PROJECT

GARDEN CITY, KANSAS

September 2026

SECTION 1. PURPOSE

The City of Garden City, Kansas (the "City") intends to create a redevelopment district within the City. Kansas statutes governing the creation of redevelopment districts and tax increment financing (K.S.A. 12-1770 *et seq.*, and particularly, K.S.A. 12-1771(a) (the "Act")) require preparation of a "redevelopment district plan" (referred to herein as the "district plan") before creating a redevelopment district. The district plan is the preliminary plan identifying the proposed redevelopment project areas and generally describing the buildings, facilities and improvements proposed to be constructed in such areas.

SECTION 2. DESCRIPTION OF TAX INCREMENT FINANCING

Projects financed through tax increment financing involve creation of an "increment" in real estate property taxes. The increment is the amount of property taxes paid on the increase in assessed valuation of property in the redevelopment district over the property taxes paid in the redevelopment district before redevelopment occurs. When the aggregate tax rates of all tax jurisdictions are applied to the increased property valuation in the redevelopment district, tax increment is generated and paid to the City (as permitted by the Act, certain taxes levied by school districts are not included in tax increment for this purpose) to fund, pay or reimburse certain costs of the development project over time as tax increment is collected. The property taxes attributable to the assessed value of the district before the redevelopment district is created (the "base valuation"), are distributed to all taxing jurisdictions just as before development of the redevelopment district.

SECTION 3. REDEVELOPMENT DISTRICT

A map showing the boundaries of the proposed redevelopment district is included in **Exhibit A** attached hereto**.** The proposed redevelopment district is within the city limits of Garden City, Kansas and legally described as set forth in **Exhibit B** attached hereto.

The proposed redevelopment district is an eligible area for tax increment financing because it is located within an "enterprise zone" as defined by the Act, constitutes a "blighted area" as defined by the Act, and redevelopment of the area is necessary to promote the general and economic welfare of the City.

SECTION 4. REDEVELOPMENT PROJECT

The proposed district is in an area identified by the City as desirable for retail and commercial redevelopment. The establishment of the proposed redevelopment district will permit the City to aid in financing of eligible costs, including land acquisition, site development, infrastructure, and certain related soft costs, and to partner with private developers to bring additional retail and other commercial development to the City.

The proposed redevelopment project consists of the acquisition of the site, the construction of a hotel containing approximately 110 rooms and utilizing a national hotel brand, construction of surrounding retail and commercial facilities, and includes land acquisition, site improvements, utility installation and upgrades, new interior streets, ingress and egress improvements, parking facilities, lighting, and landscaping and other related and necessary infrastructure to allow the commercial redevelopment of the district. The proposed costs eligible to be financed in this case include costs of land acquisition, site work, roads, utilities, infrastructure, parking, lighting and landscaping, and other site improvements, as well as soft costs and costs of financing related to those items, all as permitted by the Act. These eligible costs may include costs incurred prior to the time the redevelopment district is created.

SECTION 5. TAX INCREMENT FINANCING

Kansas statutes governing tax increment financing allow such financing to be used for property acquisition, site preparation, utilities, drainage, street improvements, landscape amenities, public outdoor spaces, streetscape amenities and parking facilities in a redevelopment district. The City anticipates using tax increment financing pay a portion of these costs related to the proposed project. The project plan and a development agreement between the City and private developers will specify details. The anticipated plan contemplates that 100% of the ad valorem tax increment legally permitted to be captured under the Act and attributable to the redevelopment project from the redevelopment district will be pledged to finance such costs for a period not exceeding 20 years from approval of a project plan, as provided by law. Tax increment financing may be accomplished by issuing the City's special obligation bonds and/or the City's general obligation bonds with such bonds payable over time from the tax increment. Financing may also be structured as "pay as you go" reimbursement over time. The City plans to utilize a "pay as you go" financing structure for the proposed redevelopment project and does not intend to issue bonds.

SECTION 6. PROJECT PLAN

The statutes governing tax increment financing and redevelopment districts require that all proposed redevelopment projects in a redevelopment district be presented to and authorized by the City Commission through its approval of detailed "project plans" applicable to each aspect of development. The project plan will identify specific project areas within the redevelopment district and will include detailed descriptions of the proposed improvements and methods of financing. Before approving a project plan the City must obtain a financial feasibility study as required by statute. Project plans must be reviewed by the Planning Commission and are submitted to a public hearing after published notice and notification of affected property owners. A project plan must be adopted by a two-thirds majority of the City Commission. No tax increment may be applied to a redevelopment project until a project plan is approved.

EXHIBIT A

Map of District



EXHIBIT B

Legal Description of District

Property located in the County of Finney, State of Kansas and described as follows:

A parcel of land located in the Northeast Quarter of Section 9, Township 24 South, Range 32 West of the 6th Principal Meridian, Finney County, Kansas, more particularly described as follows by Thad C. Reynolds, L.S. #1354, on May 19, 2025:

Commencing at the Northwest corner of said Quarter, thence N90°00'00"E along the North line of said Quarter a distance of 1188.21 feet, thence S00°00'35"E a distance of 40.02 feet to the South Right-of-Way line of Mary Street, also being the Northeast comer of Lot 1, O'Reilly's Garden City, also being the Point of Beginning of parcel to be described;
-thence continuing S00°00'35"E along the East line of said Lot 1 a distance of 175.02 feet to the Southeast comer of said Lot 1;
-thence S89°58'42"W along the South line of said Lot 1 a distance of 219.14 feet to the Southwest corner of said Lot 1;
-thence S00°00'15"W a distance of 447.60 feet;
-thence S46°54'47"E a distance of 475.73 feet to the Northwest Right-of-Way line of Kansas Highway 156 and Kansas Avenue;
-thence N42°56'26"E along said Right-of-Way line a distance of 69.74 feet;
-thence N45°56'25"W along said Right-of-Way line a distance of 14.86 feet;
-thence N43°07'57"E along said Right-of-Way line a distance of 200.08 feet;
-thence S46°12'56"E along said Right-of-Way line a distance of 15.03 feet;
-thence N43°00'44"E along said Right-of-Way line a distance of 149.93 feet;
-thence N43°11'30"E along said Right-of-Way line a distance of 603.58 feet;
-thence N02°20'01"W a distance of 21.15 feet to the Southwest Right-of-Way line of Mary Street;
-thence N46°37'56"W along said Right-of-Way line a distance of 80.86 feet;
-thence along said Right-of-Way line on a tangent curve to the left having a radius of 460.00 feet, an arc length of 346.59 feet, chord length of 338.45 feet and a chord bearing of N68°25'43"W;
-thence S89°59'11"W along the South Right-of-Way line of Mary Street a distance of 453.95 feet to the Point of Beginning.

Said parcel contains 14.05 acres, more or less, and is subject to easements, reservations and restrictions of record.

LESS AND EXCEPT:
A tract of land located in the Northeast Quarter of Section 9, Township 24 South, Range 32 West, City of Garden City, Finney County, Kansas:
Commencing at the Northeast corner of said Section 9;
Thence N 88°20’44” W, along the North line of said Section 9, a distance of 665.91 feet;
Real Estate Purchase Contract
KS-156 and E. Mary Street, Garden City, Kansas
Thence, S 00°21’59” E, a distance of 238.80 feet to a point on the Northerly line of State Highway 156 and the Point of Beginning;

Thence, S 00°21’59” E, continuing along said northerly line, a distance of 25.39 feet;
Thence, S 44°47’07” W, along said Northerly line, a distance of 722.26 feet to the Southeast corner of Prairie Crossing North Addition No. 1;
Thence, N 45°12’53” W, along said Northerly line, a distance of 15.00 feet;
Thence, S 44°47’07” W, along said Northerly line a distance of 200.00 feet;
Thence, S 45°12’53” E, along said Northerly line a distance of 15.00 feet to the Southwest corner of Prairie Crossing North Addition No. 1;
Thence, S 44°47’07” W, along said Northerly line a distance of 70.00 feet to the Southwest corner of Worf’s land;
Thence, N 45°12’53” W, along the Westerly line of Worf’s land, a distance of 18.00 feet;
Thence, N 44°47’07” E, a distance of 1010.17 feet to the Point of Beginning.
Said tract contains 15,022 square feet, 0.34 acres, more or less.

(Published in the *Garden City Telegram* on December 5, 2026)

RESOLUTION NO. ____-2026

A RESOLUTION STATING THE INTENTION OF THE CITY OF GARDEN CITY, KANSAS TO CONSIDER CREATION OF A REDEVELOPMENT DISTRICT, APPROVE A REDEVELOPMENT PLAN FOR THE DISTRICT, AND PROVIDING FOR NOTICE OF A PUBLIC HEARING ON SUCH MATTERS.

WHEREAS, K.S.A. 12-1770 *et seq*., as amended ("Act") authorizes the City of Garden City, Kansas ("City") to create redevelopment districts, approve redevelopment plans for such districts and provide for the financing of eligible costs of such redevelopment from tax increments within the district allocated to the project and other revenues as allowed by the Act; and

WHEREAS, the City is considering the findings necessary for the creation of a redevelopment district located on the land particularly described in Section 1(b) of this Resolution (the "Redevelopment District"); and

WHEREAS, pursuant to the Act, the City is required to set a date for a public hearing to consider the creation of the proposed Redevelopment District.

THEREFORE, BE IT RESOLVED BY THE GOVERNING BODY OF THE CITY OF GARDEN CITY, KANSAS:

SECTION 1. The governing body of the City finds and determines that, pursuant to the Act:

A. A public hearing shall be held as part of the regular meeting of the City Commission on December 15, 2026, in the City Administrative Center, Commission Meeting Room, at 301 N. 8th Street, Garden City, Kansas, commencing at 1:30 p.m., or as soon thereafter as the matter may be heard, to consider the creation of the Redevelopment District.

B. The proposed Redevelopment District is located at 3210 E. Mary Street, Garden City, Kansas. The legal description of the property and boundaries of the proposed Redevelopment District are shown on the map attached to this resolution as **Exhibit A**.

C. The proposed redevelopment project consists of the acquisition of the site, the construction of a hotel containing approximately 110 rooms and utilizing a national hotel brand, construction of surrounding retail and commercial facilities, and includes land acquisition, site improvements, utility installation and upgrades, new interior streets, ingress and egress improvements, parking facilities, lighting, and landscaping and other related and necessary infrastructure to allow the commercial redevelopment of the

district. The proposed costs eligible to be financed in this case include costs of land acquisition, site work, roads, utilities, infrastructure, parking, lighting and landscaping, and other site improvements, as well as soft costs and costs of financing related to those items, all as permitted by the Act. A summary of the preliminary redevelopment district plan is attached to this resolution as **Exhibit B.**

D. A description of the proposed redevelopment district and the proposed redevelopment district plan submitted by Kripa Developers, LLC are available for inspection at the City Clerk's office, 301 N. 8th Street, from 8:00 a.m. to 5:00 p.m., Monday through Friday.

SECTION 2. This Resolution and **Exhibits A and B** shall be sent, by certified mail with return receipt requested, to the Board of Education of Unified School District No. 457, to the Board of County Commissioners of Finney County, to the Board of Trustees of Garden City Community College, and to each owner or occupant of land in the proposed redevelopment district, not more than 10 days after the date of this resolution. This resolution and **Exhibits A and B** shall also be published one time in the official city newspaper not less than one week nor more than two weeks before the public hearing date of December 15, 2026.

SECTION 3. The City intends to use tax increment revenues as defined by the Act to reimburse qualified redevelopment costs incurred before the City completes the procedures required by the Act to create a redevelopment district and adopts a project plan. Such revenues may be used to reimburse redevelopment costs only if a redevelopment district is created and a project plan is approved.

SECTION 4. Resolution No. 3230-2026 is hereby repealed.

SECTION 5. This Resolution shall be effective upon its adoption by the governing body of the City.

[Remainder of Page Intentionally Left Blank]

ADOPTED AND APPROVED by the governing body of the City of Garden City, Kansas on the 3rd day of November, 2026.

CITY OF GARDEN CITY, KANSAS

[seal]

By_____
Tam "Tom" Nguyen, Mayor

ATTEST:

By_____
Celyn N. Hurtado, City Clerk

EXHIBIT A – RESOLUTION NO. -2026

LEGAL DESCRIPTION AND MAP OF PROPOSED DISTRICT

Property located in the County of Finney, State of Kansas and described as follows:

A parcel of land located in the Northeast Quarter of Section 9, Township 24 South, Range 32 West of the 6th Principal Meridian, Finney County, Kansas, more particularly described as follows by Thad C. Reynolds, L.S. #1354, on May 19, 2025:

Commencing at the Northwest corner of said Quarter, thence N90°00'00"E along the North line of said Quarter a distance of 1188.21 feet, thence S00°00'35"E a distance of 40.02 feet to the South Right-of-Way line of Mary Street, also being the Northeast comer of Lot 1, O'Reilly's Garden City, also being the Point of Beginning of parcel to be described;
-thence continuing S00°00'35"E along the East line of said Lot 1 a distance of 175.02 feet to the Southeast comer of said Lot 1;
-thence S89°58'42"W along the South line of said Lot 1 a distance of 219.14 feet to the Southwest corner of said Lot 1;
-thence S00°00'15"W a distance of 447.60 feet;
-thence S46°54'47"E a distance of 475.73 feet to the Northwest Right-of-Way line of Kansas Highway 156 and Kansas Avenue;
-thence N42°56'26"E along said Right-of-Way line a distance of 69.74 feet;
-thence N45°56'25"W along said Right-of-Way line a distance of 14.86 feet;
-thence N43°07'57"E along said Right-of-Way line a distance of 200.08 feet;
-thence S46°12'56"E along said Right-of-Way line a distance of 15.03 feet;
-thence N43°00'44"E along said Right-of-Way line a distance of 149.93 feet;
-thence N43°11'30"E along said Right-of-Way line a distance of 603.58 feet;
-thence N02°20'01"W a distance of 21.15 feet to the Southwest Right-of-Way line of Mary Street;
-thence N46°37'56"W along said Right-of-Way line a distance of 80.86 feet;
-thence along said Right-of-Way line on a tangent curve to the left having a radius of 460.00 feet, an arc length of 346.59 feet, chord length of 338.45 feet and a chord bearing of N68°25'43"W;
-thence S89°59'11"W along the South Right-of-Way line of Mary Street a distance of 453.95 feet to the Point of Beginning.

Said parcel contains 14.05 acres, more or less, and is subject to easements, reservations and restrictions of record.

LESS AND EXCEPT:
A tract of land located in the Northeast Quarter of Section 9, Township 24 South, Range 32 West, City of Garden City, Finney County, Kansas:
Commencing at the Northeast corner of said Section 9;
Thence N 88°20’44” W, along the North line of said Section 9, a distance of 665.91 feet;
Real Estate Purchase Contract

KS-156 and E. Mary Street, Garden City, Kansas
Thence, S 00°21’59” E, a distance of 238.80 feet to a point on the Northerly line of State Highway 156 and the Point of Beginning;
Thence, S 00°21’59” E, continuing along said northerly line, a distance of 25.39 feet;
Thence, S 44°47’07” W, along said Northerly line, a distance of 722.26 feet to the Southeast corner of Prairie Crossing North Addition No. 1;
Thence, N 45°12’53” W, along said Northerly line, a distance of 15.00 feet;
Thence, S 44°47’07” W, along said Northerly line a distance of 200.00 feet;
Thence, S 45°12’53” E, along said Northerly line a distance of 15.00 feet to the Southwest corner of Prairie Crossing North Addition No. 1;
Thence, S 44°47’07” W, along said Northerly line a distance of 70.00 feet to the Southwest corner of Worf’s land;
Thence, N 45°12’53” W, along the Westerly line of Worf’s land, a distance of 18.00 feet;
Thence, N 44°47’07” E, a distance of 1010.17 feet to the Point of Beginning.
Said tract contains 15,022 square feet, 0.34 acres, more or less.



EXHIBIT B to RESOLUTION NO. -2026

REDEVELOPMENT DISTRICT PLAN FOR REDEVELOPMENT THROUGH TAX INCREMENT FINANCING KRIPA REDEVELOPMENT PROJECT

GARDEN CITY, KANSAS

September 2026

SECTION 1. PURPOSE

The City of Garden City, Kansas (the "City") intends to create a redevelopment district within the City. Kansas statutes governing the creation of redevelopment districts and tax increment financing (K.S.A. 12-1770 *et seq.*, and particularly, K.S.A. 12-1771(a) (the "Act")) require preparation of a "redevelopment district plan" (referred to herein as the "district plan") before creating a redevelopment district. The district plan is the preliminary plan identifying the proposed redevelopment project areas and generally describing the buildings, facilities and improvements proposed to be constructed in such areas.

SECTION 2. DESCRIPTION OF TAX INCREMENT FINANCING

Projects financed through tax increment financing involve creation of an "increment" in real estate property taxes. The increment is the amount of property taxes paid on the increase in assessed valuation of property in the redevelopment district over the property taxes paid in the redevelopment district before redevelopment occurs. When the aggregate tax rates of all tax jurisdictions are applied to the increased property valuation in the redevelopment district, tax increment is generated and paid to the City (as permitted by the Act, certain taxes levied by school districts are not included in tax increment for this purpose) to fund, pay or reimburse certain costs of the development project over time as tax increment is collected. The property taxes attributable to the assessed value of the district before the redevelopment district is created (the "base valuation"), are distributed to all taxing jurisdictions just as before development of the redevelopment district.

SECTION 3. REDEVELOPMENT DISTRICT

A map showing the boundaries of the proposed redevelopment district is included in **Exhibit A** attached hereto**.** The proposed redevelopment district is within the city limits of Garden City, Kansas and legally described as set forth in **Exhibit B** attached hereto.

The proposed redevelopment district is an eligible area for tax increment financing because it is located within an "enterprise zone" as defined by the Act, constitutes a "blighted area" as defined by the Act, and redevelopment of the area is necessary to promote the general and economic welfare of the City.

SECTION 4. REDEVELOPMENT PROJECT

The proposed district is in an area identified by the City as desirable for retail and commercial redevelopment. The establishment of the proposed redevelopment district will permit the City to aid in financing of eligible costs, including land acquisition, site development,

infrastructure, and certain related soft costs, and to partner with private developers to bring additional retail and other commercial development to the City.

The proposed redevelopment project consists of the acquisition of the site, the construction of a hotel containing approximately 110 rooms and utilizing a national hotel brand, construction of surrounding retail and commercial facilities, and includes land acquisition, site improvements, utility installation and upgrades, new interior streets, ingress and egress improvements, parking facilities, lighting, and landscaping and other related and necessary infrastructure to allow the commercial redevelopment of the district. The proposed costs eligible to be financed in this case include costs of land acquisition, site work, roads, utilities, infrastructure, parking, lighting and landscaping, and other site improvements, as well as soft costs and costs of financing related to those items, all as permitted by the Act. These eligible costs may include costs incurred prior to the time the redevelopment district is created.

SECTION 5. TAX INCREMENT FINANCING

Kansas statutes governing tax increment financing allow such financing to be used for property acquisition, site preparation, utilities, drainage, street improvements, landscape amenities, public outdoor spaces, streetscape amenities and parking facilities in a redevelopment district. The City anticipates using tax increment financing pay a portion of these costs related to the proposed project. The project plan and a development agreement between the City and private developers will specify details. The anticipated plan contemplates that 100% of the ad valorem tax increment legally permitted to be captured under the Act and attributable to the redevelopment project from the redevelopment district will be pledged to finance such costs for a period not exceeding 20 years from approval of a project plan, as provided by law. Tax increment financing may be accomplished by issuing the City's special obligation bonds and/or the City's general obligation bonds with such bonds payable over time from the tax increment. Financing may also be structured as "pay as you go" reimbursement over time. The City plans to utilize a "pay as you go" financing structure for the proposed redevelopment project and does not intend to issue bonds.

SECTION 6. PROJECT PLAN

The statutes governing tax increment financing and redevelopment districts require that all proposed redevelopment projects in a redevelopment district be presented to and authorized by the City Commission through its approval of detailed "project plans" applicable to each aspect of development. The project plan will identify specific project areas within the redevelopment district and will include detailed descriptions of the proposed improvements and methods of financing. Before approving a project plan the City must obtain a financial feasibility study as required by statute. Project plans must be reviewed by the Planning Commission and are submitted to a public hearing after published notice and notification of affected property owners. A project plan must be adopted by a two-thirds majority of the City Commission. No tax increment may be applied to a redevelopment project until a project plan is approved.

EXHIBIT A

Map of District



EXHIBIT B

Legal Description of District

Property located in the County of Finney, State of Kansas and described as follows:

A parcel of land located in the Northeast Quarter of Section 9, Township 24 South, Range 32 West of the 6th Principal Meridian, Finney County, Kansas, more particularly described as follows by Thad C. Reynolds, L.S. #1354, on May 19, 2025:

Commencing at the Northwest corner of said Quarter, thence N90°00'00"E along the North line of said Quarter a distance of 1188.21 feet, thence S00°00'35"E a distance of 40.02 feet to the South Right-of-Way line of Mary Street, also being the Northeast comer of Lot 1, O'Reilly's Garden City, also being the Point of Beginning of parcel to be described;
-thence continuing S00°00'35"E along the East line of said Lot 1 a distance of 175.02 feet to the Southeast comer of said Lot 1;
-thence S89°58'42"W along the South line of said Lot 1 a distance of 219.14 feet to the Southwest corner of said Lot 1;
-thence S00°00'15"W a distance of 447.60 feet;
-thence S46°54'47"E a distance of 475.73 feet to the Northwest Right-of-Way line of Kansas Highway 156 and Kansas Avenue;
-thence N42°56'26"E along said Right-of-Way line a distance of 69.74 feet;
-thence N45°56'25"W along said Right-of-Way line a distance of 14.86 feet;
-thence N43°07'57"E along said Right-of-Way line a distance of 200.08 feet;
-thence S46°12'56"E along said Right-of-Way line a distance of 15.03 feet;
-thence N43°00'44"E along said Right-of-Way line a distance of 149.93 feet;
-thence N43°11'30"E along said Right-of-Way line a distance of 603.58 feet;
-thence N02°20'01"W a distance of 21.15 feet to the Southwest Right-of-Way line of Mary Street;
-thence N46°37'56"W along said Right-of-Way line a distance of 80.86 feet;
-thence along said Right-of-Way line on a tangent curve to the left having a radius of 460.00 feet, an arc length of 346.59 feet, chord length of 338.45 feet and a chord bearing of N68°25'43"W;
-thence S89°59'11"W along the South Right-of-Way line of Mary Street a distance of 453.95 feet to the Point of Beginning.

Said parcel contains 14.05 acres, more or less, and is subject to easements, reservations and restrictions of record.

LESS AND EXCEPT:
A tract of land located in the Northeast Quarter of Section 9, Township 24 South, Range 32 West, City of Garden City, Finney County, Kansas:
Commencing at the Northeast corner of said Section 9;
Thence N 88°20’44” W, along the North line of said Section 9, a distance of 665.91 feet;
Real Estate Purchase Contract
KS-156 and E. Mary Street, Garden City, Kansas

Thence, S 00°21’59” E, a distance of 238.80 feet to a point on the Northerly line of State Highway 156 and the Point of Beginning;
Thence, S 00°21’59” E, continuing along said northerly line, a distance of 25.39 feet;
Thence, S 44°47’07” W, along said Northerly line, a distance of 722.26 feet to the Southeast corner of Prairie Crossing North Addition No. 1;
Thence, N 45°12’53” W, along said Northerly line, a distance of 15.00 feet;
Thence, S 44°47’07” W, along said Northerly line a distance of 200.00 feet;
Thence, S 45°12’53” E, along said Northerly line a distance of 15.00 feet to the Southwest corner of Prairie Crossing North Addition No. 1;
Thence, S 44°47’07” W, along said Northerly line a distance of 70.00 feet to the Southwest corner of Worf’s land;
Thence, N 45°12’53” W, along the Westerly line of Worf’s land, a distance of 18.00 feet;
Thence, N 44°47’07” E, a distance of 1010.17 feet to the Point of Beginning.
Said tract contains 15,022 square feet, 0.34 acres, more or less.

EXCERPT OF MINUTES

The governing body of the City of Garden City, Kansas, met in regular session at the usual meeting place in the City on November 3, 2026, at 1:00 p.m., with Mayor Tam "Tom" Nguyen presiding, and the following members of the governing body present:

and the following members absent:

A Resolution was presented to the governing body entitled:

A RESOLUTION STATING THE INTENTION OF THE CITY OF GARDEN CITY, KANSAS TO CONSIDER CREATION OF A REDEVELOPMENT DISTRICT, APPROVE A REDEVELOPMENT PLAN FOR THE DISTRICT AND PROVIDING FOR NOTICE OF A PUBLIC HEARING ON SUCH MATTERS

The Resolution was considered and discussed; and on motion of _____, seconded by _____, the Resolution was adopted by a majority vote of the members present and assigned No. ___-2026.

****

CITY CLERK'S
CERTIFICATION OF EXCERPT OF MINUTES

I certify that the foregoing is a true and correct Excerpt of Minutes of the November 3, 2026, meeting of the governing body of the City of Garden City, Kansas.

[seal]

_____
Celyn N. Hurtado, City Clerk

MEMORANDUM

TO: City Commission
THRU: Matthew C. Allen, City Manager
FROM: Aleecya Charles, Assistant Neighborhood & Development Services Director
DATE: November 3, 2026
RE: Rezone from "R-3" Multiple Family Residential to "I-2" Medium Industrial District for the property generally located in the 1600 Block of W. Joe McGraw Street, Garden City, Kansas.

ISSUE:
The Governing Body is asked to consider and approve an ordinance rezoning from "R-3" Multiple Family Residential to "I-2" Medium Industrial District for the property generally located in the 1600 Block of W. Joe McGraw Street, Garden City, Kansas.

1. Ordinance No. _____ - 2026 an ordinance approving the rezoning of certain real property in the corporate limits of Garden City, Kansas from "R-3" Multiple Family Residential District to "I-2" Medium Industrial District that is generally located in the 1600 Block of West Joe McGraw Street, Garden City, Kansas, pursuant to the application of American Warrior Construction, Inc.; and district zoning map, zoning regulations, and district zoning map of the City of Garden City, Kansas; and repealing the current zoning ordinance, zoning regulations, and district zoning map of the same; all to the Code of Ordinances to the City of Garden City, Kansas.

BACKGROUND:
American Warrior Construction requests rezoning of the 1600 block of W. Joe McGraw Street from "R-3" Multiple Family Residential to "I-2" Medium Industrial District. The lot totals approximately 36.11 acres and is currently vacant. If approved, the potential buyer, TEK-OK-KAN Oil Field Services, to the east, intends to expand their business.

STAFF ANALYSIS:
The proposed business expansion of TEX-OK-KAN's manufacturing operations is a permitted use within the "I-2" district. As a condition of this proposed use, the zoning district requires that any outside storage be contained within a six-foot wall or fence and that no noxious or offensive odors, emissions, vibration, or noise occur beyond the confines of the building.
The Garden City Comprehensive Plan's Future Land Use Map designates this area as Low Density Residential, making the proposed request inconsistent with the Comprehensive Plan. Given the proximity to the established "I-2" district and uses to the east, and landscaping buffer requirements for any portion of land used for industrial that abuts residential, this rezone and proposed use will have little impact on the surrounding neighborhood.

The Planning Commission recommended approval of the proposed rezone request at the October 19th meeting by unanimous vote (minutes attached).

The Governing Body may make their determination and state its findings in accordance with the

criteria in Section 27.040 of the Garden City Zoning Regulations. Below is the complete list of these criteria:

27.040 AMENDMENT EVALUATION CRITERIA. Prior to taking any action on a request for an amendment which is not a general revision of the Zoning Regulations and which will affect specific property, the Planning Commission shall give consideration to the following evaluation criteria:

A. The physical character of the neighborhood surrounding the property under consideration.
B. The existing zoning and land uses of properties both adjacent and near the property under consideration,
C. The suitability under existing conditions of the subject property for the land uses to which it has been zoned
D. The extent to which removal or alteration of the existing zoning classification will affect nearby properties (outlined in (B) above),
E. The length of time the subject property has remained vacant as zoned (if applicable),
F. The relative gain to the public health, safety and welfare by the change of value of the landowner's property compared to any hardship that may be imposed upon the landowner,
G. The consideration of recommendations of permanent or professional staff (if applicable),
H. The conformance of a proposed zoning change to the adopted or recognized Comprehensive Plan being utilized by the City of Garden City, Kansas, and
I. Other factors relevant or specific to a particular proposed zoning amendment. (Ord. #1770, 11/2/91)

ALTERNATIVES:

1. The Governing Body may adopt the Planning Commission's recommendation by approving the proposed ordinance.
2. The Governing Body may override the Planning Commission's recommendation by 2/3 majority vote.
3. The Governing Body may return the recommendation to the Planning Commission with a statement specifying the basis for the Governing Body's failure to approve or disapprove.

RECOMMENDATION:

Staff recommends the Governing Body adopt the Planning Commission's recommendation and approve the proposed ordinance.

FISCAL NOTE:

There is no fiscal impact.

ATTACHMENTS:

Vicinity Map
General Information
Rezone Ordinance
12-PC Minutes-October 19, 2026.pdf

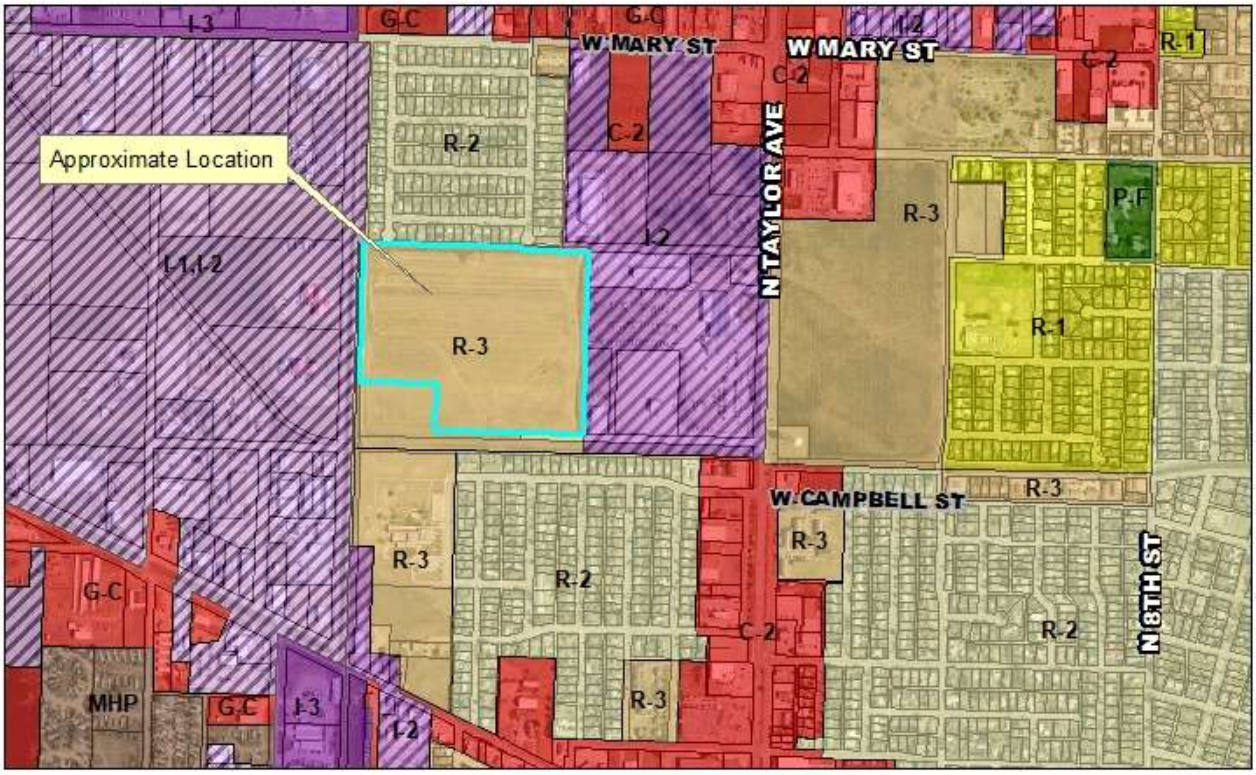

Case Number: GC2026-38
Applicant: American Warrior Construction, Inc
Address: 1600 Blk W. Joe McGraw Street
Request: Rezone request form "R-3" Multiple Family Residential District to "I-2" Medium Industrial District



GC2026-38: Rezone from "R-3" Multiple Family Residential to "I-2" Medium Industrial District for the property generally located in the 1600 Block of W. Joe McGraw Street, Garden City, Kansas.

GENERAL INFORMATION

Date:	October 19, 2026	**Jurisdiction:**	Garden City
Owner:	American Warrior Construction, Inc.		
Applicant:	American Warrior Construction, Inc.		
Requested Action:	Rezone to “I-2” Medium Industrial District		
Purpose:	To expand the existing business, TEX-OK-KAN Oil Field Services, to the east.		
Location address:	The property is generally located at the 1600 block of W. Joe McGraw Street.		
Comprehensive Plan:	The proposed land use is not consistent with the Comprehensive Plan.		
Sites Existing Zoning:	“R-3” Multiple Family Residential		
Surrounding Zoning:	North “R-2” Single Family Residential District South “R-3” Multiple Family Residential / “R-2” Single Family Residential East “I-2” Medium Industrial District West “I-2” Medium Industrial District		
Land Area:	Contains 36.11 +/- acres		
Notice Date:	This project was published and noticed by mail as required by code.		

(Summary published once in the Garden City Telegram on the _____ day of _____, 2026)

ORDINANCE NO. _____ - 2026

AN ORDINANCE APPROVING THE REZONING OF CERTAIN REAL PROPERTY IN THE CORPORATE LIMITS OF GARDEN CITY, KANSAS FROM "R-3" MULTIPLE FAMILY RESIDENTIAL DISTRICT TO "I-2" MEDIUM INDUSTRIAL DISTRICT THAT IS GENERALLY LOCATED IN THE 1600 BLOCK OF WEST JOE MCGRAW STREET, GARDEN CITY, KANSAS, PURSUANT TO THE APPLICATION OF AMERICAN WARRIOR CONSTRUCTION, INC.; AMENDING THE ZONING ORDINANCE, ZONING REGULATIONS, AND DISTRICT ZONING MAP OF THE CITY OF GARDEN CITY, KANSAS; AND REPEALING THE CURRENT ZONING ORDINANCE, ZONING REGULATIONS, AND DISTRICT ZONING MAP OF THE SAME; ALL TO THE CODE OF ORDINANCES OF THE CITY OF GARDEN CITY, KANSAS.

BE IT ORDAINED by the Governing Body of the City of Garden City, Kansas:

SECTION 1. PURPOSE. The purpose of this ordinance is to rezone certain real property pursuant to K.S.A. 12-757 in response to the application of **AMERICAN WARRIOR CONSTRUCTION, INC.**, a Kansas for-profit corporation, seeking to rezone the property to allow industrial use of the property, including, but not limited to, the expansion of an adjacent oil field services manufacturing operation by a prospective purchaser of the property, which use is not a permitted use in the existing zoning district.

SECTION 2. PLANNING COMMISSION PROCEEDINGS. The Planning Commission, having given due and legal notice as required by subsection (b) of K.S.A. 12-757, conducted a public hearing on October 19, 2026 on the proposed rezoning, prepared an accurate written summary of the proceedings, and forwarded its recommendation of approval to the Governing Body in compliance with K.S.A. 12-757.

SECTION 3. NO PROTEST PETITION. No protest petition was filed with the City Clerk within the time and in the manner provided by subsection (f) of K.S.A. 12-757.

SECTION 4. FINDINGS. The Governing Body has considered the evaluation criteria set forth in Section 27.040 of the Zoning Regulations of the City of Garden City, Kansas, and hereby adopts as its findings the staff memorandum presented to the Governing Body, the recommendation of the Planning Commission, and the minutes of the October 19, 2026 Planning Commission meeting, which constitute the written summary of the proceedings required by K.S.A. 12-757.

SECTION 5. AMENDMENT TO ZONING ORDINANCE. The Zoning Ordinance of the City of Garden City, Kansas, adopted by Ordinance No. 2813-2018, with all amendments thereto, is hereby amended to rezone the below described real property situated in Garden City, FINNEY County, KANSAS, from **"R-3" MULTIPLE FAMILY RESIDENTIAL DISTRICT** to **"I-2" MEDIUM INDUSTRIAL DISTRICT**:

Lot 4A, Block One (1), Lot Split of Lot 4 of Replat of Lots 3, 4, 5 and 6 of Block One of the Taylor North Subdivision, being a part of the South Half of the Northeast Quarter (S/2 NE/4) of Section Twelve (12), Township Twenty-four (24) South, Range Thirty-three (33) West of the 6th P.M., Garden City, Finney County, Kansas, according to the recorded lot split thereof.

SECTION 6. AMENDMENT TO ZONING MAP. The District Zoning Map of the City of Garden City, Kansas, referred to in Article 3, Section 3.020 of the Zoning Regulations of the City of Garden City, Kansas, adopted by Ordinance No. 2813-2018, as previously existing and amended, be and the same is hereby amended, to be consistent with the amendments set forth herein.

SECTION 7. REPEAL AND AMENDMENT. The current Zoning Ordinance, Zoning Regulations, and District Zoning Map of the City of Garden City, Kansas, as previously existing and amended, be and the same are hereby repealed, to be replaced as specified in this ordinance. All sections of said Zoning

Ordinance, Zoning Regulations, District Zoning Map not specifically amended herein, shall remain in full force and effect.

SECTION 8. **HEADINGS; SECTION REFERENCES.** The headings used in this Ordinance are intended for convenience of reference only and shall not affect the interpretation or construction of this Ordinance or any part hereof.

SECTION 9. **EFFECTIVE DATE; SUMMARY PUBLICATION.** This Ordinance shall take effect and be in full force and effect from and after the occurrence of all of the following: (a) its passage and signature; (b) publication of a summary of this Ordinance in The Garden City Telegram, the official city newspaper; and (c) publication of the full text of this Ordinance on the City's official website in accordance with subsection (b) of K.S.A. 12-3007.

PASSED AND APPROVED by the Governing Body of the City of Garden City, Kansas, this 3rd day of November, 2026.

_____
TAM "TOM" NGUYEN, Mayor

ATTEST:

_____
CELYN N. HURTADO, City Clerk

APPROVED AS TO FORM AND CONTENT:

_____
JENNIFER V. CUNNINGHAM, City Attorney

U:\WP51\RDG\CITY\NDS\REZONING\West.Joe.McGraw(American Warrior)\Ordinance.Rezoning.GC2026-38 (American Warrior - Joe McGraw).docx

ORDINANCE NO. _____

ORDINANCE SUMMARY

On _____, 2026, the Governing Body of the City of Garden City, Kansas adopted Ordinance No. _____ approving the rezoning of certain real property in the corporate limits of Garden City, Kansas from “R-3” Multiple Family Residential District to “I-2” Medium Industrial District that is generally located in the 1600 Block of West Joe McGraw Street, Garden City, Kansas, pursuant to the application of American Warrior Construction, Inc.; amending the zoning ordinance, zoning regulations, and district zoning map of the City of Garden City, Kansas; and repealing the current zoning ordinance, zoning regulations, and district zoning map of the same; all to the Code of Ordinances of the City of Garden City, Kansas.

A complete copy of the ordinance may be viewed free of charge at www.garden-city.org or may be obtained from the City Clerk, at the City Administrative Center, 301 North Eighth Street, Garden City, Kansas 67846. This Ordinance Summary is certified that it is legally accurate and sufficient, by Jennifer V. Cunningham, City Attorney.

MINUTES

HOLCOMB - GARDEN CITY - FINNEY COUNTY AREA
PLANNING COMMISSION

October 19, 2026

The Holcomb-Garden City-Finney County Area Wide Planning Commission scheduled a Public Hearing at 9:00 a.m. Monday, October 19, 2026, in the City Commission Chambers at the City of Garden City Administrative Center located at 301 N 8th Street, Garden City, Kansas.

1. CALL TO ORDER

Vice-Chair Dick called to order the Area Wide Planning Commission meeting at 9:00 a.m. The following Commission members were present: *Member Crist, Member Griffin, Member Hands, Member Ortiz, and Member Rupp*. Also present were Staff Charles and Staff Rivera.

2. PUBLIC COMMENT- Agenda Schedule Allowance: 30 minutes (5 minutes per spokesperson) for items not on the agenda.

OPEN PUBLIC COMMENT
CLOSED PUBLIC COMMENT

3. GENERAL STAFF REPORT AND UPDATE

Staff Thompson presented the General Staff Report, copies of which are available through the Neighborhood & Development Services office.

4. SUBMITTAL OF EXHIBITS FOR THE RECORD

a. **Finney County Zoning Regulations, Garden City Zoning Regulations and City of Holcomb Zoning Regulations all as amended.**
b. **Finney County, City of Garden City, and City of Holcomb Subdivision Regulations all as amended**
c. **Finney County, City of Garden City, and City of Holcomb Comprehensive Plans all as amended**
d. **All Visual Aid Presentations with Aerial Maps, Site Plans, and Plats**
e. **All application files in their entirety including Staff Reports**

5. NEW BUSINESS

GC2026-38: American Warrior Construction, has filed an application for a rezone from "R-3" Multiple Family Residential District to "I-2" Medium Industrial District for the property generally located at 1600 Block of W. Joe McGraw Street, Garden City, Kansas.

Staff Charles- Presented Staff Report.

OPEN PUBLIC HEARING
CLOSE PUBLIC HEARING

Member Crist-Excuse me, just as a person of curiosity question, not being familiar with the manufacturing process, will this be like a lay-down yard, or are you going to build a building there?

Tim Reese, Member of TexoCan Old Field Services, Applicant Representative- Initially, we're going to have to do a little dirt work. We'll initially have it as a lay-down yard. Future plans that we're working through right now would be to add more manufacturing space for us.

Member Rupp- I have a question on the fence. I mean, I know a fence is required, but if you start doing manufacturing stuff, will you have a concrete fence or a block fence or something up? I'm thinking about the noise barrier between the residential area's backyards. So, is that too far down the road even consider?

Tim Reese- Yes, I would say, like, with our manufacturing process and the fact that we're welding and all that, we have to, for the most part, keep all our doors shut at all times because if we get wind or anything like that into the facility, that messes up our welding gas, causes porosity, and so it's a pretty shut-in kind of building. It wouldn't be like a lean-to or something like that where that noise is going to escape a whole lot. We'll only have the doors open when we would build a building, when we're pulling stuff in and out of that process.

Member Rupp-And no nighttime activity with lights?

Tim Reese-No. The future plan would be with that facility, if we put one in, would be from 6 a.m. to 5 p.m. would be our standard working hours.

Vice-Chair Dick- I'll take a motion, unless there's more discussion.

MEMBER ORTIZ MADE A MOTION TO RECOMMEND APPROVAL OF THE REZONE FROM "R-3" MULTIPLE FAMILY REIDENTIAL TO "I-2" MEDIUM INDUSTRIAL DISTRICT PER STAFF RECOMMENDATION ALTERNATIVE ONE. *MEMBER CRIST* SECONDED THE MOTION.

Votes were taken by yeas and nays and recorded as follows:

Anliker	Crist	Dick	Griffin	Hands	Vacant	Ortiz	Vacant	Rupp
Not Present	Yea	Yea	Yea	Yea	N/A	Yea	N/A	Yea

Motion passed.

6. ADJOURN

Member Crist made a motion to adjourn. Member Hands seconded the motion. Votes were taken by yeas and nays and recorded as follows:

Anliker	Crist	Dick	Griffin	Hands	Vacant	Ortiz	Vacant	Rupp
Not Present	Yea	Yea	Yea	Yea	N/A	Yea	N/A	Yea

Motion passed.

The meeting was adjourned at 9:06 A.M.

Trent Maxwell Secretary
Aleecya Charles
Daunte Thompson
Angela Rivera

Jeana Anliker Chair
Shannon Dick Vice-Chair

GARDEN CITY
— KANSAS —

MEMORANDUM

TO: City Commission
THRU: Matthew C. Allen, City Manager
FROM: Jared Kuhlmann, Finance Director
DATE: November 3, 2026
RE: 2026 Budget Amendments

ISSUE:
The Governing Body is asked to consider and approve publishing a Notice of Budget Hearing for amending the 2026 Budget to reflect actual 2026 expenditures. The proposed date and time of the hearing is December 1, 2026 at 1:30 p.m.

BACKGROUND:
Throughout the year, City staff compares actual and estimated expenditures to the authorized budget. In some instances, due to changes in programs, cash carryover, and additional revenues, there is a need to amend the authorized budget. Proposed are the following funds to amend and the justification.

Fund	Justification
Capital Improvement Reserve	Adjustments for Remaining Capital Expenditures
Finnup Trust	Cash Carryover for Parks and Zoo Projects
Capital Improvement Plan	Additional Funding and Cash Carryover and Anticipated Expenses
Airport Improvement	Additional Funding and Cash Carryover and Anticipated Expenses
Airport Terminal Project	Additional Funding and Cash Carryover and Anticipated Expenses
Golf Course Improvement	Additional Funding and Cash Carryover and Anticipated Expenses
Golf Course	Additional Funding and Cash Carryover and Anticipated Expenses

This agenda item would authorize the publication of a Notice of Budget Hearing for these amendments, making them known in advance of the meeting to the public so that they may be informed and have an opportunity to come speak to the City Commission on the matter prior to you considering and adopting the amendments.

ALTERNATIVES:
1. The Governing Body may approve publication of the Notice of Budget Hearing for amending the 2026 budget, setting the time and date of the hearing for 1:30 p.m., December 1, 2026.
2. The Governing Body may not approve publication of the Notice of Budget Hearing and provide

further direction to staff.

RECOMMENDATION:
Staff recommends the Governing Body approve publication of the Notice of Budget Hearing for amending the 2026 budget, setting the time and date of the hearing for 1:30 p.m., December 1, 2026.

FISCAL NOTE:
None.

ATTACHMENTS:
Amended Budget 2026 - Notice of Budget Hearing

Notice of Budget Hearing for Amending the
2026 Budget
The governing body of
City of Garden City
will meet on the day of 12/1/26 at 1:30 p.m. at City Administrative Center for the
purpose of hearing and answering objections of taxpayers relating to the proposed amended use of funds.

Detailed budget information is available at Service and Finance Department
and will be available at this hearing.

Summary of Amendments

Fund	2026 Adopted Budget			2026 Proposed Amended Expenditures
	Actual Tax Rate	Amount of Tax that was Levied	Expenditures	
Capital Improvement Reserve			1,252,001	3,275,000
Finnup Trust			300,001	604,451
Capital Improvement Plan			240,839	1,300,000
Airport Improvement			5,004,484	6,330,000
Airport Terminal Project			2,156,528	2,536,964
Golf Course Improvement			9,864	135,000
Golf Course			1,348,453	1,570,100
			0	0
			0	0
			0	0

Jared Kuhlmann
Official Title: Finance Director

GARDEN CITY
KANSAS

MEMORANDUM

TO: City Commission
THRU: Matthew C. Allen, City Manager
FROM: Jennifer V. Cunningham, City Attorney
DATE: November 3, 2026
RE: Interim City Manager Appointment

ISSUE:
The Governing Body is asked to consider the appointment of an Interim City Manager.

BACKGROUND:
At its October 27th meeting, the Governing Body directed staff to solicit interest in serving as Interim City Manager among current City employees. An email was sent to all City employees that afternoon soliciting interest and directing those interested to submit to City Attorney Cunningham by October 30th at 12:00pm.

An executive session has been placed on the November 3rd agenda in advance of this agenda item so that the City Commission can review the expressions of interest and resumes submitted. If desired, the commission can have multiple executive sessions to interview one or more candidates.

Following the executive session(s), this agenda item serves as an opportunity in open session to provide further direction.

ALTERNATIVES:
1. The Governing Body may direct the City Attorney to develop an Interim City Manager agreement to be considered for approval at a subsequent meeting with [a named candidate].
2. The Governing Body may provide alternative direction.

RECOMMENDATION:
None.

FISCAL NOTE:
None.

GARDEN CITY
KANSAS

MEMORANDUM

TO: City Commission
THRU: Matthew C. Allen, City Manager
FROM: Trent Maxwell, Neighborhood & Development Services Director
DATE: November 3, 2026
RE: Motor Vehicle Nuisance at 2009 Center Street - an inoperable and/or untagged vehicle; a Red 2-Door Volkswagen

---

ISSUE:
The Governing Body is asked to consider and approve abatement of nuisance conditions at 2009 Center Street pursuant to Section 38-63 of the Environmental Code of Ordinances.

BACKGROUND:
The Governing Body of the City of Garden City has declared it unlawful for any person to maintain nuisance conditions on private property within the City of Garden City. It has been determined that the residence located at 2009 Center Street has an environmental nuisance condition on the property and is in violation of the City's Environmental Codes. There is an inoperable and/or untagged vehicle; a Red 2-Door Volkswagen located on the property.

Staff has visited the property on many occasions. The property owner and residents were notified through a courtesy letter sent on September 3, 2026, and a certified order of violation sent on October 9, 2026. The property owner and the residents were unable to be reached and no contact was attempted by the property owners according to Section 38-137 of the Environmental Code of Ordinances and have neither abated the nuisance conditions nor requested a hearing before the Governing Body.

ALTERNATIVES:
1. The Governing Body may approve abatement of nuisance conditions.
2. The Governing Body may not approve abatement of nuisance conditions.

RECOMMENDATION:
Staff recommends the Governing Body approve abatement of nuisance conditions pursuant to Section 38-63 of the Environmental Code of Ordinances.

FISCAL NOTE:
The abatement costs incurred by the City will be charged against the lots or parcels of ground on which the motor vehicle nuisance is located.

ATTACHMENTS:
Vehicle Photo - 2009 Center Street

2009 Center Street





GARDEN CITY
KANSAS

MEMORANDUM

TO: City Commission
THRU: Matthew C. Allen, City Manager
FROM: Trent Maxwell, Neighborhood & Development Services Director
DATE: November 3, 2026
RE: Motor Vehicle Nuisance at 1005 W Olive Street - an inoperable and/or untagged vehicle; a Blue 2-Door Vehicle

---

ISSUE:
The Governing Body is asked to consider and approve abatement of nuisance conditions at 1005 W Olive Street pursuant to Section 38-63 of the Environmental Code of Ordinances.

BACKGROUND:
The Governing Body of the City of Garden City has declared it unlawful for any person to maintain nuisance conditions on private property within the City of Garden City. It has been determined that the residence located at 1005 W Olive Street has an environmental nuisance condition on the property and is in violation of the City's Environmental Codes. There is an inoperable and/or untagged vehicle; a Blue 2-Door Vehicle located on the property.

Staff has visited the property on many occasions. The property owner and residents were notified through a courtesy letter sent on September 3, 2026, and a certified order of violation sent on October 9, 2026. The property owner and the residents were unable to be reached and no contact was attempted by the property owners according to Section 38-137 of the Environmental Code of Ordinances and have neither abated the nuisance conditions nor requested a hearing before the Governing Body.

ALTERNATIVES:
1. The Governing Body may approve abatement of nuisance conditions.
2. The Governing Body may not approve abatement of nuisance conditions.

RECOMMENDATION:
Staff recommends the Governing Body approve abatement of nuisance conditions pursuant to Section 38-63 of the Environmental Code of Ordinances.

FISCAL NOTE:
The abatement costs incurred by the City will be charged against the lots or parcels of ground on which the motor vehicle nuisance is located.

ATTACHMENTS:
Vehicle Photo - 1005 W Olive Street

1005 W Olive Street





GARDEN CITY
KANSAS

MEMORANDUM

TO: City Commission
THRU: Matthew C. Allen, City Manager
FROM: Trent Maxwell, Neighborhood & Development Services Director
DATE: November 3, 2026
RE: Motor Vehicle Nuisance at 2107 A Street - an inoperable and/or untagged vehicle; a Green 2-Door Truck

---

ISSUE:
The Governing Body is asked to consider and approve abatement of nuisance conditions at 2107 A Street pursuant to Section 38-63 of the Environmental Code of Ordinances.

BACKGROUND:
The Governing Body of the City of Garden City has declared it unlawful for any person to maintain nuisance conditions on private property within the City of Garden City. It has been determined that the residence located at 2107 A Street has an environmental nuisance condition on the property and is in violation of the City's Environmental Codes. There is an inoperable and/or untagged vehicle; a Green 2-Door Truck located on the property.

Staff has visited the property on many occasions. The property owner and residents were notified through a courtesy letter sent on September 3, 2026, and a certified order of violation sent on October 9, 2026. The property owner and the residents were unable to be reached and no contact was attempted by the property owners according to Section 38-137 of the Environmental Code of Ordinances and have neither abated the nuisance conditions nor requested a hearing before the Governing Body.

ALTERNATIVES:
1. The Governing Body may approve abatement of nuisance conditions.
2. The Governing Body may not approve abatement of nuisance conditions.

RECOMMENDATION:
Staff recommends the Governing Body approve abatement of nuisance conditions pursuant to Section 38-63 of the Environmental Code of Ordinances.

FISCAL NOTE:
The abatement costs incurred by the City will be charged against the lots or parcels of ground on which the motor vehicle nuisance is located.

ATTACHMENTS:
Vehicle Photo - 2107 A Street

2107 A Street





GARDEN CITY
KANSAS

MEMORANDUM

TO: City Commission
THRU: Matthew C. Allen, City Manager
FROM: Trent Maxwell, Neighborhood & Development Services Director
DATE: November 3, 2026
RE: Motor Vehicle Nuisance at 1716 Henderson Drive - an inoperable and/or untagged vehicle; a Red 4-Door Vehicle

---

ISSUE:
The Governing Body is asked to consider and approve abatement of nuisance conditions at 1716 Henderson Drive pursuant to Section 38-63 of the Environmental Code of Ordinances.

BACKGROUND:
The Governing Body of the City of Garden City has declared it unlawful for any person to maintain nuisance conditions on private property within the City of Garden City. It has been determined that the residence located at 1716 Henderson Drive has an environmental nuisance condition on the property and is in violation of the City's Environmental Codes. There is an inoperable and/or untagged vehicle; a Red 4-Door Vehicle located on the property.

Staff has visited the property on many occasions. The property owner and residents were notified through a courtesy letter sent on September 18, 2026, and a certified order of violation sent on October 9, 2026. The property owner and the residents were unable to be reached and no contact was attempted by the property owners according to Section 38-137 of the Environmental Code of Ordinances and have neither abated the nuisance conditions nor requested a hearing before the Governing Body.

ALTERNATIVES:
1. The Governing Body may approve abatement of nuisance conditions.
2. The Governing Body may not approve abatement of nuisance conditions.

RECOMMENDATION:
Staff recommends the Governing Body approve abatement of nuisance conditions pursuant to Section 38-63 of the Environmental Code of Ordinances.

FISCAL NOTE:
The abatement costs incurred by the City will be charged against the lots or parcels of ground on which the motor vehicle nuisance is located.

ATTACHMENTS:
Vehicle Photo - 1716 Henderson Drive

1716 Henderson Drive





GARDEN CITY
KANSAS

MEMORANDUM

TO: City Commission
THRU: Matthew C. Allen, City Manager
FROM: Trent Maxwell, Neighborhood & Development Services Director
DATE: November 3, 2026
RE: Motor Vehicle Nuisance at 1216 Parkwood Lane - an inoperable and/or untagged vehicle; a White Van

---

ISSUE:
The Governing Body is asked to consider and approve abatement of nuisance conditions at 1216 Parkwood Lane pursuant to Section 38-63 of the Environmental Code of Ordinances.

BACKGROUND:
The Governing Body of the City of Garden City has declared it unlawful for any person to maintain nuisance conditions on private property within the City of Garden City. It has been determined that the residence located at 1216 Parkwood Lane has an environmental nuisance condition on the property and is in violation of the City's Environmental Codes. There is an inoperable and/or untagged vehicle; a White Van located on the property.

Staff has visited the property on many occasions. The property owner and residents were notified through a courtesy letter sent on September 18, 2026, and a certified order of violation sent on October 9, 2026. The property owner and the residents were unable to be reached and no contact was attempted by the property owners according to Section 38-137 of the Environmental Code of Ordinances and have neither abated the nuisance conditions nor requested a hearing before the Governing Body.

ALTERNATIVES:
1. The Governing Body may approve abatement of nuisance conditions.
2. The Governing Body may not approve abatement of nuisance conditions.

RECOMMENDATION:
Staff recommends the Governing Body approve abatement of nuisance conditions pursuant to Section 38-63 of the Environmental Code of Ordinances.

FISCAL NOTE:
The abatement costs incurred by the City will be charged against the lots or parcels of ground on which the motor vehicle nuisance is located.

ATTACHMENTS:
Vehicle Photo - 1216 Parkwood Lane

1216 Parkwood Lane





GARDEN CITY
KANSAS

MEMORANDUM

TO: City Commission
THRU: Matthew C. Allen, City Manager
FROM: Trent Maxwell, Neighborhood & Development Services Director
DATE: November 3, 2026
RE: Environmental Nuisance at 2009 Center Street - wood furniture, racks, and strollers in the front yard, and boxes filled with miscellaneous items, containers and other miscellaneous items scattered throughout the backyard of the property

---

ISSUE:
The Governing Body is asked to consider and approve abatement of nuisance conditions at 2009 Center Street pursuant to Section 38-139 of the Environmental Code of Ordinances.

BACKGROUND:
The Governing Body of the City of Garden City has declared it unlawful for any person to maintain nuisance conditions on private property within the City of Garden City. It has been determined that the residence located at 2009 Center Street has an environmental nuisance condition on the property and is in violation of the City's Environmental Codes. The property contains wooden furniture, racks, and strollers in the front yard, and boxes filled with miscellaneous items, containers and other miscellaneous items scattered throughout the backyard of the property.

Staff has visited the property on many occasions. The property owner and residents were notified through a courtesy letter sent on September 3, 2026, and a certified order of violation sent on October 9, 2026. The property owner and the residents were unable to be reached and no contact was attempted by the property owners according to Section 38-137 of the Environmental Code of Ordinances and have neither abated the nuisance conditions nor requested a hearing before the Governing Body.

ALTERNATIVES:
1. The Governing Body may approve abatement of nuisance conditions.
2. The Governing Body may not approve abatement of nuisance conditions.

RECOMMENDATION:
Staff recommends the Governing Body approve abatement of nuisance conditions pursuant to Section 38-139 of the Environmental Code of Ordinances.

FISCAL NOTE:
The abatement cost incurred by the City shall be charged against the lots or parcels of ground on which the environmental nuisance is located.

ATTACHMENTS:
Environmental Photos - 2009 Center Street

2009 Center Street





2009 Center Street



2009 Center Street



GARDEN CITY
KANSAS

MEMORANDUM

TO: City Commission
THRU: Matthew C. Allen, City Manager
FROM: Trent Maxwell, Neighborhood & Development Services Director
DATE: November 3, 2026
RE: Environmental Nuisance at 1803 Mikes Drive - wood furniture, indoor appliances, containers, racks, clothing, and other miscellaneous items scattered throughout the front and backyard of the property

---

ISSUE:
The Governing Body is asked to consider and approve abatement of nuisance conditions at 1803 Mikes Drive pursuant to Section 38-139 of the Environmental Code of Ordinances.

BACKGROUND:
The Governing Body of the City of Garden City has declared it unlawful for any person to maintain nuisance conditions on private property within the City of Garden City. It has been determined that the residence located at 1803 Mikes Drive has an environmental nuisance condition on the property and is in violation of the City's Environmental Codes. The property contains wood furniture, indoor appliances, containers, racks, clothing, and other miscellaneous items scattered throughout the front and backyard of the property.

Staff has visited the property on many occasions. The property owner and residents were notified through a courtesy letter sent on September 3, 2026, and a certified order of violation sent on October 2, 2026. The property owner and the residents were unable to be reached and no contact was attempted by the property owners according to Section 38-137 of the Environmental Code of Ordinances and have neither abated the nuisance conditions nor requested a hearing before the Governing Body.

ALTERNATIVES:
1. The Governing Body may approve abatement of nuisance conditions.
2. The Governing Body may not approve abatement of nuisance conditions.

RECOMMENDATION:
Staff recommends the Governing Body approve abatement of nuisance conditions pursuant to Section 38-139 of the Environmental Code of Ordinances.

FISCAL NOTE:
The abatement cost incurred by the City shall be charged against the lots or parcels of ground on which the environmental nuisance is located.

ATTACHMENTS:
Environmental Photos - 1803 Mikes Drive

1803 Mikes Drive





1803 Mikes Drive





1803 Mikes Drive





GARDEN CITY
KANSAS

MEMORANDUM

TO: City Commission
THRU: Matthew C. Allen, City Manager
FROM: Trent Maxwell, Neighborhood & Development Services Director
DATE: November 3, 2026
RE: Environmental Nuisance at 1412 W Mary Street - a large pile of dirt located on the property

---

ISSUE:
The Governing Body is asked to consider and approve abatement of nuisance conditions at 1412 W Mary Street pursuant to Section 38-139 of the Environmental Code of Ordinances.

BACKGROUND:
The Governing Body of the City of Garden City has declared it unlawful for any person to maintain nuisance conditions on private property within the City of Garden City. It has been determined that the residence located at 1412 W Mary Street has an environmental nuisance condition on the property and is in violation of the City's Environmental Codes. There is a large pile of dirt located on the property.

Staff has visited the property on many occasions. The property owner and residents were notified through a courtesy letter sent on July 10, 2026, and a certified order of violation sent on July 29, 2026. The property owner called and stated he planned to use the dirt. He was advised to cover it with a tarp to keep it from blowing or remove it. A two-week extension was granted, followed by additional extensions due to weather. However, the violation was not corrected when the weather improved. According to Section 38-137 of the Environmental Code of Ordinances and have neither abated the nuisance conditions nor requested a hearing before the Governing Body.

ALTERNATIVES:
1. The Governing Body may approve abatement of nuisance conditions.
2. The Governing Body may not approve abatement of nuisance conditions.

RECOMMENDATION:
Staff recommends the Governing Body approve abatement of nuisance conditions pursuant to Section 38-139 of the Environmental Code of Ordinances.

FISCAL NOTE:
The abatement cost incurred by the City shall be charged against the lots or parcels of ground on which the environmental nuisance is located.

ATTACHMENTS:
Environmental Photos - 1412 W Mary Street

1412 W Mary Street





GARDEN CITY
KANSAS

MEMORANDUM

TO: City Commission
THRU: Matthew C. Allen, City Manager
FROM: Angela Rivera, Planning Technician
DATE: November 3, 2026
RE: GC2026-4 Replat of Golden Plains Third Addition Replat

ISSUE:
The Governing Body is asked to consider and approve the replat for Golden Plains Third Addition.

BACKGROUND:

Palmberg Land Surveying Services is requesting approval of the Golden Plains Third Addition replat on behalf of the property owner, Golden Plains Credit Union. The property is generally located along Pats Drive and Nelson Street and is zoned "C-2" General Commercial District. The plat combines four existing lots into one lot and dedicates the necessary utility easements and rights-of-way along Pats Drive and Nelson Street to accommodate existing and future infrastructure.

The property owner intends to build additional employee parking. The applicant submitted a site plan with adequate right-of-way, and the City Commission approved the rezone at the October meeting.

The applicant presented the third site plan submittal for review, and it was determined to meet the minimum requirements of the subdivision regulations on October 28, 2026.The Planning Commission unanimously recommended approval of the Golden Plains Third Addition at the August meeting.

ALTERNATIVES:

1. The Governing Body may approve the Golden Plains Third Addition.
2. The Governing Body may not approve the Golden Plains Third Addition.

RECOMMENDATION:
Staff recommends that the Governing body adopt the Planning Commission's recommendation and approve the Golden Plains Third Addition.

FISCAL NOTE:
There is no fiscal impact.

ATTACHMENTS:
Vicinity Map
Plat
PC Minutes

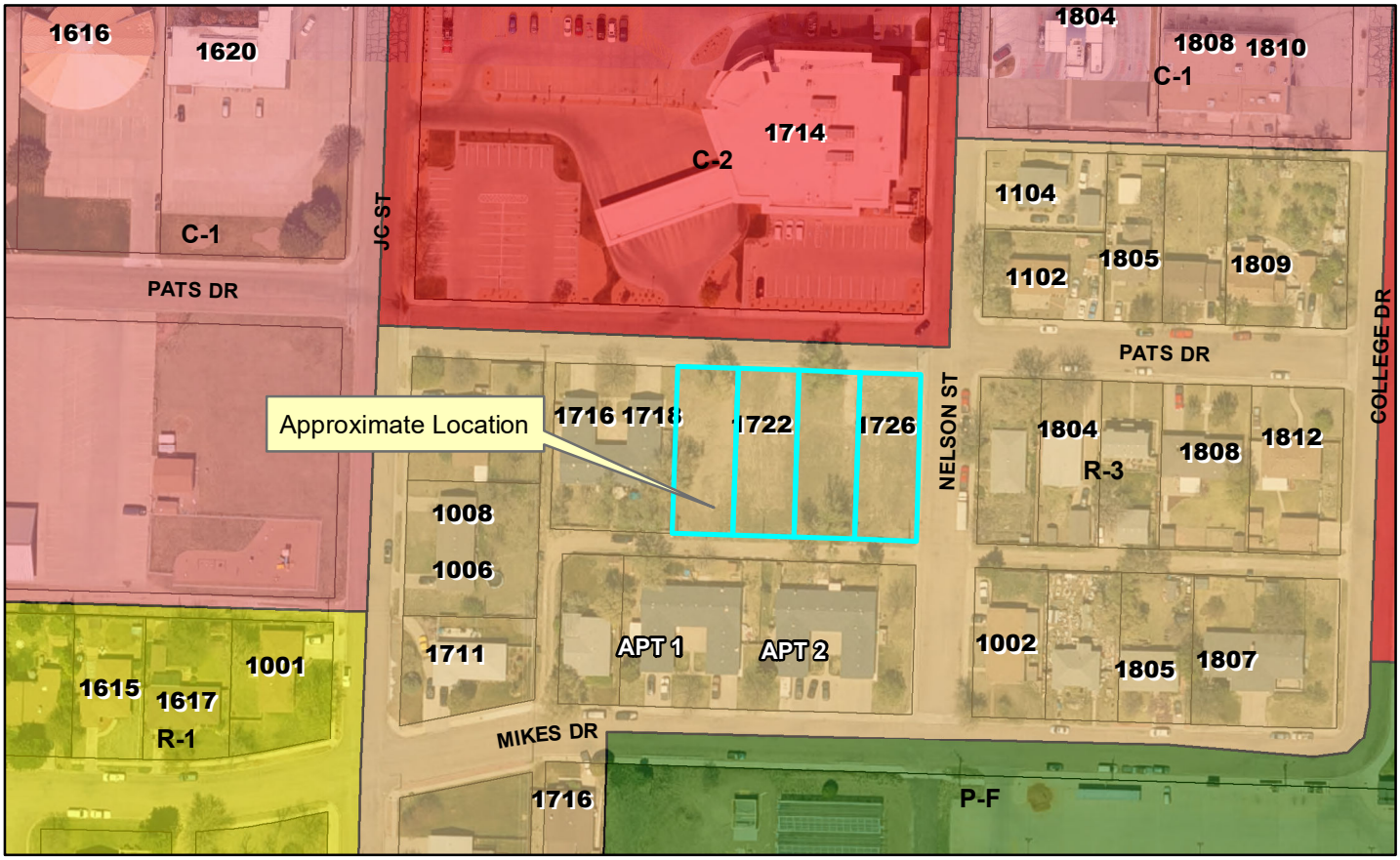

Case Number: GC2026-4 Replat of Golden Plains Third Addition
Applicant: Palmberg Land Surveying Service, LLC
Address: 1720 Pats drive
Request: Replat of Golden Plains Third Addition



Golden Plains Third Addition

A Replat of Lots 1 - 4, Block 4, Morris Subdivision
Garden City, Finney County, Kansas



Vicinity Map
Not to Scale

Golden Plains Second Addition

Pats Drive

50' R/W

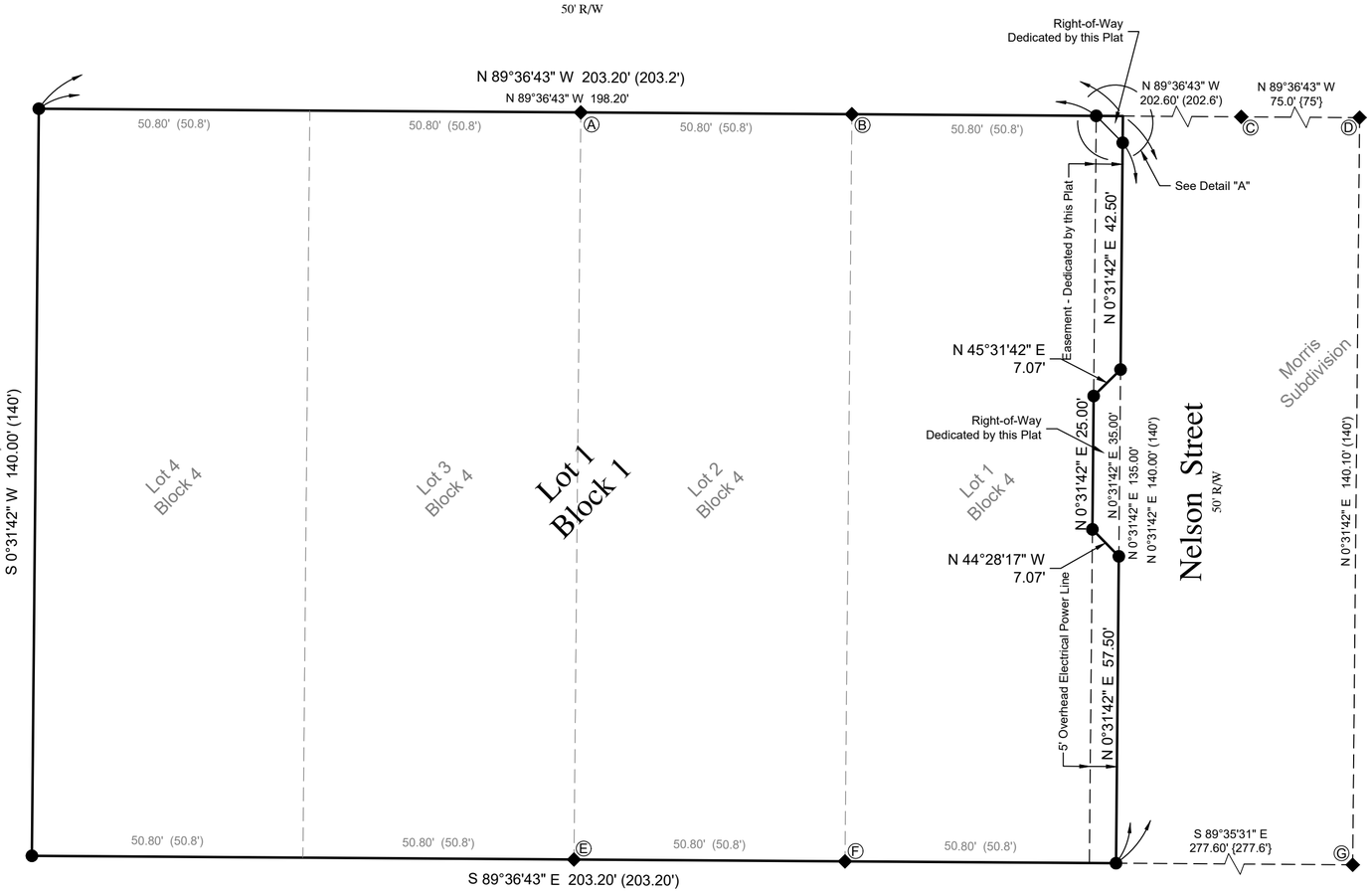

20' Alley

Morris Subdivision

PROPERTY CORNER MONUMENTATION TABLE		
ITEM	DESCRIPTION	LOCATION
A	Fd 1/2" Rebar w/Pink Plastic Cap (Palmberg PS1382) PLSS Job 2022-064 12/03/2022	NW Cor Lot 2, Block 4
B	Fd 1/2" Rebar w/Pink Plastic Cap (Palmberg PS1382) PLSS Job 2022-064 12/3/2022	NE Cor Lot 2, Block 4
C	Fd 1/2" Rebar (R.H. Jones LS-521)	NW Cor Lot 3, Block 3
D	Fd 3/8" Rebar (R.H. Jones LS-521)	NE Cor Lot Split Block 3
E	Fd 1/2" Rebar w/Pink Plastic Cap (Palmberg PS1382) PLSS Job 2022-064 12/03/2022	SW Cor Lot 2, Block 4
F	Fd 1/2" Rebar w/Pink Plastic Cap (Palmberg PS1382)-Disturbed PLSS Job 2022-064	SE Cor Lot 2, Block 4
G	Fd 1/2" Rebar (R.H. Jones LS-521)	SE Cor Lot Split Block 3

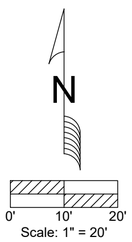

Scale: 1" = 20'

LEGEND

- △ Section Corner
- ■ Concrete Monument
- ◆ Previous Survey Points Found and Used
- ● Set 1/2"x24" Rebar w/Pink Plastic Cap (Palmberg PS1382)
- Not To Scale
- ( ) Platted Distance
- { } Deed Distance
- < > GLO Distance

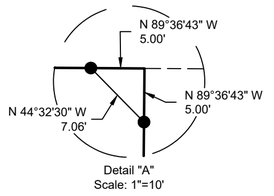

Detail "A"
Scale: 1"=10'

Area Calculations

Lot 1 Block 1	28,435.5 sq.ft.
Dedicated R/W	12.5 sq.ft.
TOTAL	28,448.0 sq.ft.

Building Setback Note:
Setback for this are in accordance with R-3 Multiple Family Residential District Zoning Regulations.

RECEIVED
City of Garden City, KS
Project Number: SPGC26-09
Received by: SR
Date: 21Jul2026 1(PLAT)
No. of Pages: 1 PLAT
3rd Submittal

Boundary Description of Record

Lot One (1), Lot Two (2), Lot Three (3) and Lot Four (4), Block Four (4), Morris Subdivision of a tract located in the NE/4 of the NE/4 of Section 17, Township 24 South, Range 32 West of the 6th P.M., in the City of Garden City, Finney County, Kansas

Owner's Certification

State of Kansas)
) ss:
County of Finney)

I, Rosa Saenz, President of Golden Plains Credit Union, being the owner of the property described hereon, have caused the same to be surveyed and subdivided.

Rosa Saenz, President
Golden Plains Credit Union

Notary Acknowledgment

State of Kansas)
) ss:
County of Finney)

This dedication was acknowledged before me, the undersigned officer, by Rosa Saenz, President of Golden Plains Credit Union, this ___day of _____ , 2026.

Lynda Turner, Notary Public
for Rosa Saenz, President
Golden Plains Credit Union

Holcomb - Garden City - Finney County Area Planning Commission Approval

The Replat described herein has been reviewed and considered by the Holcomb - Garden City - Finney County Area Planning Commission, this ___day of _____ 2026, and same is hereby recommended for final approval.

Jeana Anliker, Chair

Trent Maxwell, Director
Neighborhood Development Services

City of Garden City

State of Kansas)
) ss:
County of FInney)

These rights-of-ways and easements accepted by the Governing Body of the City of Garden City, Kansas, as shown on said plat, are hereby dedicated this ___ day of _____, 2026.

Tam "Tom" Nguyen, Mayor

Attest: Celyn Hurtado,City Clerk

Survey Review
I, hereby certify, that this plat was reviewed by me and that it is in compliance with K.S.A. 58-2005 and the Kansas Minimum Standards for Boundary Surveys.

David J. Matthews Licensed LS-1114 Kansas Land Surveyor

I hereby certify, that this drawing represents the results of a field survey completed by me on February 7, 2026.

DUANE K. PALMBERG LICENSED LS-1382 KANSAS LAND SURVEYOR

Palmberg Land Surveying Services, LLC
901 W. Mary Street Garden City, KS 67846
Garden City Office (620)277-2002 Ashland Office (620)255-9530
duane@plss-ks.com www.plss-ks.com

Notes:
1. No Improvements are shown by agreement with Client
2. Easement and Setback are Not shown by agreement with Client, unless required by local jurisdiction
3. The Basis of Bearings is the S line of Pats Drive, assumed to be N 89°36'43" W.
4. Error of Closure: >1:1,000,000 0.00'@N 0°00'00" E

Golden Plains Third Addition
A Replat of Lots 1 - 4, Block 4, Morris Subdivision
Garden City, Finney County, Kansas

File Name: 2026-011	Job Number: 2026-011	Date: 2/7/2026

MINUTES

HOLCOMB - GARDEN CITY - FINNEY COUNTY AREA
PLANNING COMMISSION

August 20, 2026

The Holcomb-Garden City-Finney County Area Wide Planning Commission scheduled a Public Hearing at 9:00 a.m. Thursday, August 20, 2026, in the City Commission Chambers at the City of Garden City Administrative Center located at 301 N 8th Street, Garden City, Kansas.

1. CALL TO ORDER

Chair Anliker called to order the Area Wide Planning Commission meeting at 9:00 a.m. The following Commission members were present: Member Crist, Vice-Chair Dick, Member Griffin, Member Hands, Member Ortiz and Member Rupp. Also present were Staff Thompson, Staff Rivera, Staff Phillips and Staff Jarmer.

Chair Anliker- I would like to thank everyone for attending this and briefly clarifying the role of the Planning Commission. Our responsibility as a Planning Commission is to provide a fair and impartial review of the matters before us. We are not here to advocate for or against a particular project, nor are we here to make a decision based solely on personal opinions or on the number of people supporting or opposing a request. Our role is to listen carefully to the information presented by the applicant, staff, and members of the public, and to evaluate that information based on the applicable zoning and land use regulations, establishing planning criteria, and the information entered into the record. Our decision is only a recommendation passed on to the elected governing bodies of the Finney County Commission and the Garden City Commission. We recognize that these matters are important to many people and there may be strong opinions on both sides. We ask everyone participating today to be respectful of one another and to the process. Our goal is to provide everyone with an appropriate opportunity to be heard while conducting an orderly, fair, and respectful meeting. Thanks again for your cooperation.

Chair Anliker-To get started, I have a letter to read from Tim Hannigan. I have decided to recuse myself from today's vote. I know that I am not legally required to recuse. I am choosing to do so because of the controversy over my participation in becoming a distraction from the Commission's work. The nature of our discourse surrounding energy projects is nearly as important as a final decision. My presence on the Planning Commission seems increasingly to be degrading that discourse. Having served the public for 25 years, I am accustomed to personal attacks. My greater concern is for those who come after us who may become less inclined to serve when they see the personal cost that the service can carry. Whatever the final decisions today, many of us are destined to disagree. That is part of the public process, but disagreement need not become personal. Let us refrain from scarring each other as we work towards that decision. Tim Hannigan.

2. APPROVAL OF MINUTES – July 16, 2026

Member Hands made a motion to approve the minutes from July 16, 2026. *Member Rupp* seconded the motion. Votes were taken by yeas and nays and recorded as follows:

Anliker	Crist	Dick	Griffin	Hands	Hanigan	Ortiz	Vacant	Rupp
Yea	Yea	Yea	Yea	Yea	Not Present	Yea	N/A	Yea

Motion passed.

3. PUBLIC COMMENT- Agenda Schedule Allowance: 30 minutes (5 minutes per spokesperson) for items not on the agenda.

OPEN PUBLIC COMMENT
CLOSED PUBLIC COMMENT

4. GENERAL STAFF REPORT AND UPDATE

Staff Charles presented the General Staff Report, copies of which are available through the Neighborhood & Development Services office.

5. SUBMITTAL OF EXHIBITS FOR THE RECORD

a. Finney County Zoning Regulations, Garden City Zoning Regulations and City of Holcomb Zoning Regulations all as amended.
b. Finney County, City of Garden City, and City of Holcomb Subdivision Regulations all as amended
c. Finney County, City of Garden City, and City of Holcomb Comprehensive Plans all as amended
d. All Visual Aid Presentations with Aerial Maps, Site Plans, and Plats
e. All application files in their entirety including Staff Reports

6. NEW BUSINESS

Chair Anliker- Requested a motion to move items G through J to the beginning of the agenda above item A.

Member Crist-made a motion to move items G through J to the beginning of the agenda above item A. Member *Ortiz* seconded the motion.

Votes were taken by yeas and nays and recorded as follows:

Anliker	Crist	Dick	Griffin	Hands	Hanigan	Ortiz	Vacant	Rupp
Yea	Yea	Yea	Yea	Yea	Not Present	Yea	N/A	Yea

Motion passed.

GC2026-4: Blaine Davis has filed an application for the Golden Plains Credit Union replat for the properties are generally located at 1720, 1722, 1724, and 1726 Pats Drive, Garden City, KS, on behalf of Golden Plains Credit Union.

Staff Rivera- Presented Staff Report.

MEMBER CRIST MADE A MOTION TO APPROVE THE GOLDEN PLAINS CREDIT UNION REPLAT. MEMBER HANDS SECONDED THE MOTION.

Votes were taken by yeas and nays and recorded as follows:

Anliker	Crist	Dick	Griffin	Hands	Hanigan	Ortiz	Vacant	Rupp
Yea	Yea	Yea	Yea	Yea	Not Present	Yea	N/A	Yea

Motion passed.

7. ADJOURN

The meeting was adjourned at 11:03 A.M.

Trent Maxwell — Secretary
Aleecya Charles
Daunte Thompson
Angela Rivera

Jeana Anliker — Chair
Shannon Dick — Vice-Chair

GARDEN CITY
KANSAS

MEMORANDUM

TO: City Commission
THRU: Matthew C. Allen, City Manager
FROM: Angie Rivera, Planning Technician
DATE: November 3, 2026
RE: Flores Addition Plat

ISSUE:
The Governing Body is asked to consider and approve the Flores Addition Replat.

BACKGROUND:

ProStake Surveying is requesting approval of the Flores Addition Plat on behalf of the property owner, Infinity Enterprises, LLC. The property is located at 2516 N. B Street in Garden City, Kansas, and is zoned (R-3) Multiple Family Residential District.

The proposed plat consists of approximately +/- 0.47 acres and replats the north 45 feet of Lot 7 and all of Lot 8, Block 2, Mendenhall's Subdivision, into two separate lots identified as Lot 1 and Lot 2, Block 1, Flores Addition.

Lot 1 consists of approximately +/- 0.23 acres, and Lot 2 consists of approximately +/- 0.24 acres. Both lots have frontage along North B Street, with an existing 20-foot alley located along the east side of the property.

The replat establishes two separate lots with defined property boundaries to accommodate future residential development consistent with the (R-3) Multiple Family Residential District.

The second site plan submittal was received, and it was determined to meet the minimum requirements of the subdivision regulations. The Planning Commission unanimously recommended approval of the Flores Addition Plat at the October meeting.

ALTERNATIVES:
1. The Governing Body may approve the Flores Addition Plat.
2. The Governing Body may not approve the Flores Addition Plat.

RECOMMENDATION:
Staff recommends that the Governing Body adopt the Planning Commission's recommendation and approve the Flores Addition Plat.

FISCAL NOTE:
There is no fiscal impact.

ATTACHMENTS:

Vicinity Map
Plat
PC Minutes

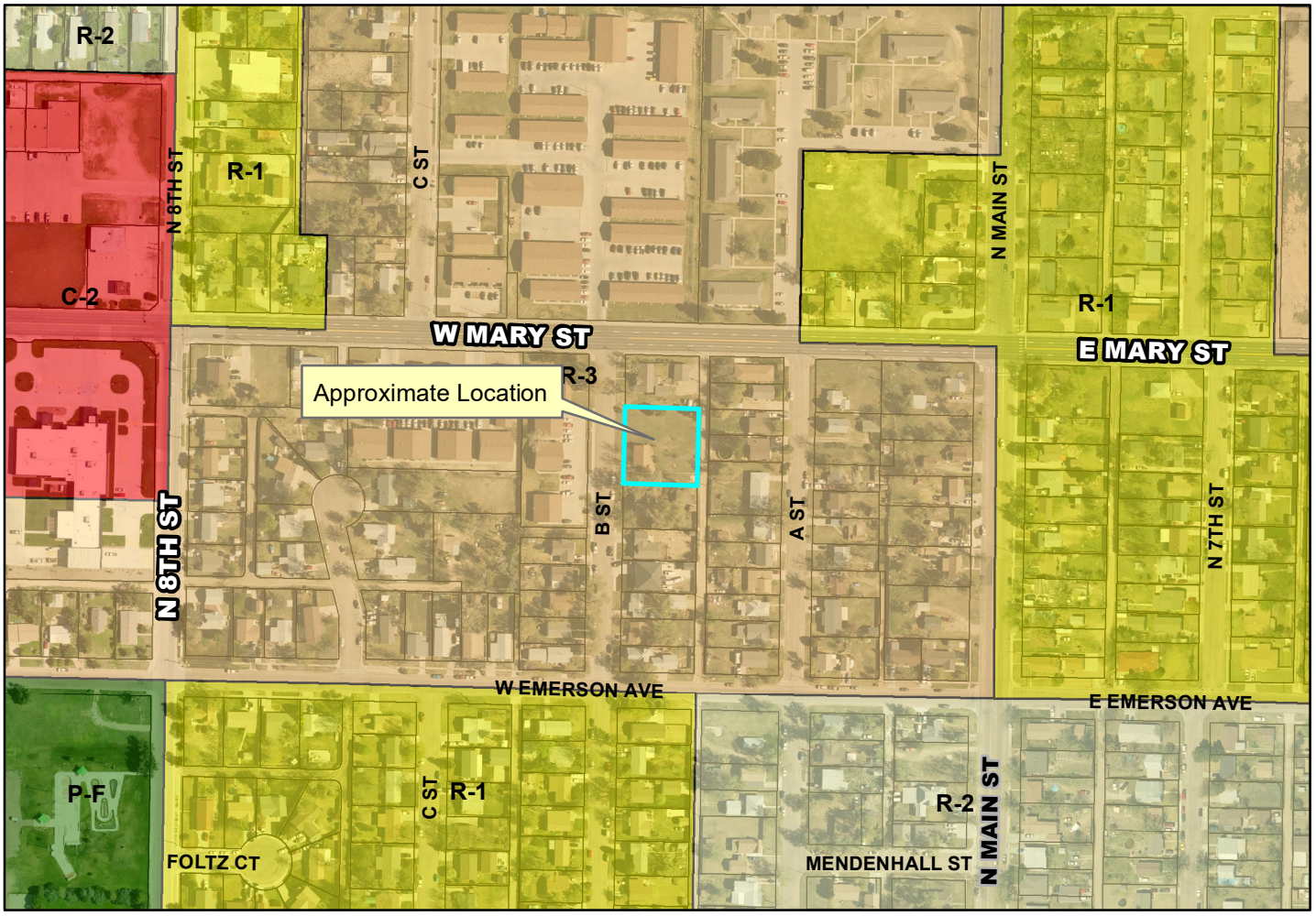
R-2
R-1
C-2
N 8TH ST
C ST
N MAIN ST
W MARY ST
E MARY ST
R-3
Approximate Location
B ST
A ST
N 7TH ST
W EMERSON AVE
E EMERSON AVE
P-F
FOLTZ CT
MENDENHALL ST


C ST
N MAIN ST
W MARY ST
E MARY ST
Approximate Location
B ST
A ST
C ST
W EMERSON AVE
E EMERSON AVE

N
W E
S
420

FLORES ADDITION

A Replat of the North 45 feet of Lot 7 and All of Lot 8, Block 2,
Mendenhall's Subdivision, Part of the NE/4 of Section 7,
Township 24 South, Range 32 West of the 6th P.M.,
Garden City, Finney County, Kansas

RECEIVED
City of Garden City, KS
Project Number: SPGC26-39
Received by: SR
Date: 12Oct2026
No. of Pages: 1(PLAT)
2nd Submittal

MEETS REQUIREMENTS
City of Garden City, KS
Project Number: SPGC26-39
Approved by: SR
Date: 20Oct2026
No. of Pages: 1(PLAT)
2nd Submittal

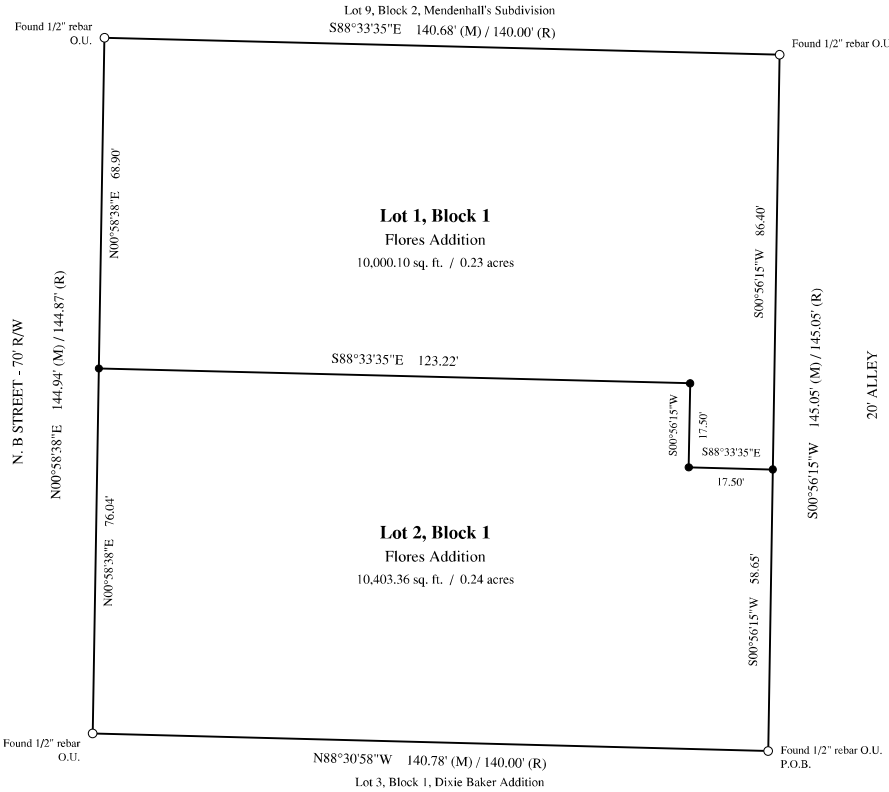

N

0 10 20 30 40
Scale 1" = 20'

LEGEND

- ○ Found 1/2" rebar O.U.
- ● Set 1/2" x 24" rebar with plastic cap CLS305

M = measured R = record

P.O.B. = Point of Beginning

PARCEL PLAT EXTERIOR LEGAL DESCRIPTION:

the North 45 feet of Lot 7 and All of Lot 8, Block 2, Mendenhall's Subdivision, part of the Northeast Quarter of Section 7, Township 24 South, Range 32 West of the 6th P.M., Finney County Kansas, more particularly described on 9-9-2026 by Ben Rumbaugh, PS1601, as Beginning at the Southeast corner of said Lot 7, Block 2, THENCE along the south line of said Lot 7, N88 30'58"W 140.78 feet, THENCE N00 58'38"E 144.94 feet, THENCE S88 33'35"E 140.68 feet, THENCE S00 56'15"W 145.05 feet to the Point of Beginning, containing 20,403 square feet or 0.47 acres, more or less.

Closure is 0.002' over 571' for a ratio of 1:285,500

VICINITY MAP - NOT TO SCALE

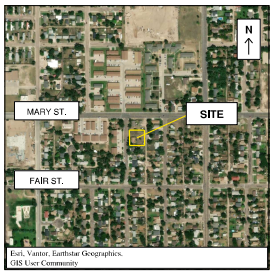

ProStake Surveying
PO Box 2324
Garden City, KS 67846
620-385-0547

Date: 09-09-2026

Revisions
10-07-2026

Sheet 1 of 2

FLORES ADDITION

A Replat of the North 45 feet of Lot 7 and All of Lot 8, Block 2,
Mendenhall's Subdivision, Part of the NE/4 of Section 7,
Township 24 South, Range 32 West of the 6th P.M.,
Garden City, Finney County, Kansas

REGISTER of DEEDS

DEDICATION

KNOW ALL MEN BY THESE PRESENTS: that Infinity Enterprises, LLC is the owner of that land included on the plat shown hereon, and that they are the only persons whose consent is necessary to pass clear title to said land and that they hereby consent to the making and recording of said plat and it hereby dedicate said plat to the public.

IN WITNESS WHEREOF this dedication is executed

this _____ day of _____, 2026.

_____

By Auden Flores for Infinity Enterprises, LLC
4041 Cypress Drive, Garden City, KS 67846
620-640-3802

NOTARY ACKNOWLEDGEMENT

State of Kansas)
County of Finney) ss
This dedication was acknowledged before me, the undersigned notary public, by Auden Flores for Infinity Enterprises, LLC

this _____ day of _____, 2026.

_____ _____

Notary Public Notary printed name

HOLCOMB-GARDEN CITY-FINNEY COUNTY AREA PLANNING COMMISSION

The Parcel Plat described hereon has been reviewed and considered by the Holcomb Garden City Finney County Area Planning Commission at its regular meeting held

this _____ day of _____, 2026, and the same is hereby recommended for approval.

_____ _____

Jeana Anliker, Chairperson Date

_____ _____

Trent Maxwell, Secretary Date

GARDEN CITY COMMISSION

This Replat approved and all right of way and easement dedications shown hereon accepted by the Garden City Commission, Garden City, Kansas.

Dated this _____ day of _____, 2026.

_____

Mayor, Tam "Tom" Nguyen

ATTEST: _____
City Clerk, Celyn Hurtado

FINNEY COUNTY REVIEW SURVEYOR

I, hereby certify, that this survey plat was reviewed by me and that it is in compliance with K.S.A. 58-2005 and the Kansas Minimum Standards for Boundary Surveys.

SURVEYOR

I, Benjamin A. Rumbaugh, do hereby certify that I am a Professional Land Surveyor in the State of Kansas and that the property described hereon was surveyed under my supervision on 9-9-2026, and all of the monuments shown exist and their positions are correct to the best of my knowledge.

ProStake Surveying
PO Box 2324
Garden City, KS 67846
620-385-0547

Date: 09-09-2026

Revisions
10-07-2026

Sheet 2 of 2

MINUTES

HOLCOMB - GARDEN CITY - FINNEY COUNTY AREA
PLANNING COMMISSION

October 15, 2026

The Holcomb-Garden City-Finney County Area Wide Planning Commission scheduled a Public Hearing at 9:00 a.m. Thursday, October 15, 2026, in the City Commission Chambers at the City of Garden City Administrative Center located at 301 N 8th Street, Garden City, Kansas.

1. CALL TO ORDER

Chair Anliker called to order the Area Wide Planning Commission meeting at 9:00 a.m. The following Commission members were present: *Vice-Chair Dick, Member Griffin, Member Hands, Member Ortiz, and Member Rupp*. Also present were Staff Thompson, Staff Rivera, and Staff Jarmer.

2. APPROVAL OF MINUTES – September 17, 2026

Member Hands made a motion to approve the minutes from September 17, 2026. Member Rupp seconded the motion.

Votes were taken by yeas and nays and recorded as follows:

Anliker	Crist	Dick	Griffin	Hands	Vacant	Ortiz	Vacant	Rupp
Yea	Not Present	Yea	Yea	Yea	N/A	Yea	N/A	Yea

Motion passed.

3. PUBLIC COMMENT- Agenda Schedule Allowance: 30 minutes (5 minutes per spokesperson) for items not on the agenda.

OPEN PUBLIC COMMENT
CLOSED PUBLIC COMMENT

4. GENERAL STAFF REPORT AND UPDATE

Staff Thompson presented the General Staff Report, copies of which are available through the Neighborhood & Development Services office.

5. SUBMITTAL OF EXHIBITS FOR THE RECORD

a. **Finney County Zoning Regulations, Garden City Zoning Regulations and City of Holcomb Zoning Regulations all as amended.**
b. **Finney County, City of Garden City, and City of Holcomb Subdivision Regulations all as amended**
c. **Finney County, City of Garden City, and City of Holcomb Comprehensive Plans all as amended**
d. **All Visual Aid Presentations with Aerial Maps, Site Plans, and Plats**
e. **All application files in their entirety including Staff Reports**

6. NEW BUSINESS

GC2026-39: Pro Stake Surveying has filed an application for the Flores Addition parcel plat on behalf of Infinity Enterprises, LLC. The property is generally located at 2516 N. B Street, Garden City, Kansas.

Staff Rivera- Presented Staff Report.

MEMBER GRIFFIN MADE A MOTION TO RECOMMEND APPROVAL OF THE FLORES ADDITION PARCEL PLAT PER STAFF RECOMMENDATION ALTERNATIVE ONE. *VICE-CHAIR DICK* SECONDED THE MOTION.

Votes were taken by yeas and nays and recorded as follows:

Anliker	Crist	Dick	Griffin	Hands	Vacant	Ortiz	Vacant	Rupp
Yea	Not Present	Yea	Yea	Yea	N/A	Yea	N/A	Yea

Motion passed.

7. ADJOURN

Vice-Chair Dick made a motion to adjourn. Member Griffin seconded the motion. Votes were taken by yeas and nays and recorded as follows:

Anliker	Crist	Dick	Griffin	Hands	Vacant	Ortiz	Vacant	Rupp
Yea	Not Present	Yea	Yea	Yea	N/A	Yea	N/A	Yea

Motion passed.

The meeting was adjourned at 9:12 A.M.

Trent Maxwell, Secretary
Aleecya Charles
Daunte Thompson
Angela Rivera

Jeana Anliker, Chair
Shannon Dick, Vice-Chair

GARDEN CITY
KANSAS

MEMORANDUM

TO: City Commission
THRU: Matthew C. Allen, City Manager
FROM: Kristi Newland, Zoo Director
DATE: October 27, 2026
RE: October 2026 ZAB minutes

ISSUE:
Presentation of the October 13, 2026 Zoo Advisory Board minutes

BACKGROUND:
Attached are the October 13, 2026 Zoo Advisory Board minutes

ALTERNATIVES:
None

RECOMMENDATION:
None

FISCAL NOTE:
None

ATTACHMENTS:
ZAB Minutes Oct 26

Zoo Advisory Board
Minutes of Meeting Held
Tuesday, October 13, 2026

Members Present: Susan Rojas, Randy Baker, Addyson Bjurstrom, James McGowan, Joseph Conner, Kelsey Kreyer
Members Absent: Stephanie Haug
Others Present: Kristi Newland, Donna Wohler, Yeimi Danville

I. James called the meeting to order at 5:31 p.m.
II. Approval of Minutes – The minutes of the September meeting were approved.

III. New Business
   a. **Welcome New Board Members** – Board members made introductions and welcomed Joseph and Kelsey to the Board.
   b. **Picture of the Month** – Fifteen employees submitted pictures of LRZ animals, and the Board chose Keeper Peyton Schmidli's photo of giraffes. The photo will be displayed on social media.
   c. **Sales Tax BRMP Facts** – Yeimi Darville from the County spoke about the upcoming vote to renew the Building Road Maintenance Program sales tax.
   d. **CIPs –** Kristi went over proposed projects for the Capital Improvement Program. 2028- Expand Smart Water Practice - $363.000; improves water conservation & staff efficiency. 2029- Horse & Camel Barns - $2,954,982; will facilitate breeding herd of Asian Wild horses & improve animal wellbeing & staff efficiency. 7th Street Entrance; spreads out traffic; improves access from major arterial road. 2030- Avian Addition - $1,199,664; guests will be able to view birds year-round, improves animal wellbeing & staff efficiency.
   e. **Help Selecting Employee of the 3rd Quarter –** Kelsey volunteered to help with the process. Kristi will contact her to set up a date and time.
   f. **Elect New Secretary –** Randy nominated Joseph to fill Jessi's vacated position as Secretary. Addyson seconded; the motion passed unanimously.

IV. Director Reports
   a. **Zoo Monthly Report** – Weekend giraffe encounters ended for the season. Staff are preparing winter areas for temperature-sensitive birds. A USDA inspection took place with no non-compliant items found. Managers reviewed final construction documents and estimated budgets for the 3 future projects. Conservation Awareness participated in Fall Fest. The Maintenance Team began finishing details of the old takin habitat remodel & snow leopard rebuild.
   b. **FOLRZ Report** –

V. Board Member Reports – Addyson noticed that the metal red-eared slider on the nature trail had fallen over. Zoo staff will look into it.
VI. The meeting was adjourned at 6:35

Next scheduled meeting is November 10 at 5:30 p.m.