Notice of Meeting of the City Council of the City of Georgetown, Texas March 10, 2026

The Georgetown City Council will meet on March 10, 2026 at 2:00 PM at Council and Court Building, 510 W. 9th Street.

The City of Georgetown is committed to compliance with the Americans with Disabilities Act (ADA). If you require assistance in participating at a public meeting due to a disability, as defined under the ADA, reasonable assistance, adaptations, or accommodations will be provided upon request. Please contact the City Secretary's Office, at least three (3) days prior to the scheduled meeting date, at (512) 930-3652 or City Hall at 808 Martin Luther King Jr. Street, Georgetown, TX 78626 for additional information; TTY users route through Relay Texas at 711.

Policy Development and Discussion - Workshop

1.A Employee Recognition - Years of Service - February 2026
Presentation and recognition of the Years of Service and the value which the City of Georgetown Employees add to the organization, presented to those who have served at intervals of five years from the anniversary month in which they started -- David Morgan and City Council

1.B Economic Development Update
Presentation and discussion regarding an Economic Development Update -- Cameron Goodman, Economic Development Director

1.C Water Utility Fixed Cost Recovery Policy
Presentation and discussion regarding changes to the water utility fixed cost recovery policy in the annual Fiscal and Budgetary Policies for FY2027 -- Leigh Wallace, Chief Financial Officer, and Chelsea Solomon, Water Utilities Director

1.D Presentation of FY2025 Audit and Financial Report
Presentation and discussion regarding the City's annual year-end external audit and Annual Comprehensive Financial Report (ACFR) for the fiscal year ended September 30, 2025 -- Christi Rawls, Controller, and Adam McCane, Weaver

Executive Session

In compliance with the Open Meetings Act, Chapter 551, Texas Government Code, Vernon's Codes, Annotated, the items listed below will be discussed in closed session and are subject to action in the regular session.

2.A Executive Session 03.10.2026
Sec. 551.071: Consultation with Attorney
Advice from attorney about pending or contemplated litigation and other matters on which the attorney has a duty to advise the City Council, including agenda items.

- Litigation Update
- Long-term Water Supply Contracts
- Austin Avenue Bridges
- Rotary Club Peace Pole Project

Sec.551.072: Deliberations about Real Property

- 8th and Forrest
- 9th and Main
- Parkland lease at SE Inner Loop and Southwestern Blvd
- SH29 and Summercrest Blvd
- Deliberations regarding the purchase and value of a 29.156-acre Tract of land situated in Williamson County, Texas, such property being locally known as 350 Serenada Drive, Georgetown, Texas 78628
- Deliberations regarding the purchase and value of two parcels of real property situated in Williamson County, Texas, such parcels being locally known as 5601 Williams Drive, Georgetown, Texas 78633; and 5631 Williams Drive, Georgetown, Texas 78633

Sec. 551.087: Deliberation Regarding Economic Development Negotiations

- Project Aurora

Sec. 551.074: Personnel Matters

- Municipal Judge and City Secretary

Regular Session - This portion of the meeting will begin no earlier than 6:00 pm.

3.A Call to Order 03.10.2026
Pledge of Allegiance
Recognitions
Actions out of Executive Session

Public Wishing to Address Council

On a subject that is posted on this agenda: Please fill out a speaker registration form which can be found on the table at the entrance to the Council Chamber. Clearly print your name and the letter of the item on which you wish to speak and present it to the City Secretary on the dais, prior to the start of the meeting. You will be called forward to speak when the Council considers that item. Only persons who have delivered the speaker form prior to the meeting being called to order may speak. Speakers will be allowed up to three minutes to speak. If you wish to speak for six minutes, it is permissible to use another requestor's granted time to speak. No more than six minutes for a speaker may be granted. The requestor granting time to another speaker must also submit a form and be present at the meeting.

On a subject not posted on the agenda: An individual may address the Council at a regular City Council meeting by contacting the City Secretary no later than noon on the Wednesday prior to the Tuesday meeting, with the individual's name and a brief description of the subject to be addressed. Only those persons who have submitted a timely request will be allowed to speak. Speakers will be given up to three minutes to address the City Council. The City Secretary can be reached at (512) 931-7715 or cs@georgetown.org.

4.A Public Wishing to Address 03.10.2026

- Rob Dyer with the Georgetown Project would like to address the Council regarding the Youth Voices Summit and the Results Report to the City of Georgetown and GISD.
- Veronica Jones with the Georgetown Project would like to address the Council regarding the Youth Voices Summit.
- Jane Lowe with the Georgetown Project would like to address the Council regarding the Youth Voices Summit and the Results Report to the City of Georgetown and GISD.

Statutory Consent Agenda

The Statutory Consent Agenda includes non-controversial and routine items which may be acted upon with one single vote. An item may be pulled from the Consent Agenda in order to be discussed and acted upon individually as part of the Regular Agenda.

5.A City Council Minutes 02.24.2026

Consideration and possible action to approve the minutes of the City Council meeting held on February 24, 2026 -- Robyn Densmore, City Secretary

5.B Resolution - Adoption of the Updated ADA Transition Plan

Consideration and possible action to adopt the updated Americans with Disabilities Act Transition Plan -- Lua Saluone, PE, ADA Coordinator

5.C Sterling Contract Amendment

Consideration and possible action to approve an amendment to the Services Agreement with Sterling Global Industries, LLC, contract 25-0267-SC, to modify Exhibit C of the Agreement to amend pricing and to add the items included in Exhibit 1 to this First Amendment -- Richard Pajestka, Electric Engineering and Operations Manager

5.D Chameleon Industries Contract Renewal #4

Consideration and possible action to approve the fourth contract renewal and an amendment to increase the contract amount with Chameleon Industries for aluminum sulfate and liquid ammonia sulfate from $651,810.00 to a not to exceed amount of $774,450.00 -- Chelsea Solomon, PE, Water Utility Director

5.E Electric Service Agreement with ZT Systems

Consideration and possible action to approve a Resolution authorizing the City Manager to approve an amended Electric Service Agreement between ZT Systems and the City of Georgetown -- Jack Daly, Electric Chief Business Officer

5.F Purchase a Vermeer Vac Trailer

Consideration and possible action to approve the purchase of a Vermeer LP573 vac trailer from Vermeer Texas-Louisiana under Buy Board contract# 787-25 for an amount not to exceed $101,684.00 -- Scott Parker, Fleet Services Manager

5.G Purchase of Police Department Annual Ammunition

Consideration and possible action to approve the award of an Invitation to Bid #202603 and enter into a contract with SSD International Inc., to provide different type/caliber ammunition in a not-to-exceed amount of $72,000.00 for the first year and four (4)

possible one (1) year renewals for 5 years total, on the same terms and conditions -- Cory J. Tchida, Chief of Police

5.H Smile Doctors Bill of Sale for conveyance of Furnishings
Consideration and possible action to approve a Bill of Sale with Smile Doctors, LLC for the conveyance of all furnishings located at 295 SE Inner Loop to the City of Georgetown for good and valuable consideration -- Eric Johnson, Public Works Director

5.I Municipal Service Agreement - 2025-9-ANX - SE Inner Loop
Consideration and possible action to approve a municipal service agreement (MSA) for approximately 3.266 acres of City of Georgetown owned property situated in the L.J Dyches Survey, Abstract No. 180, for the property generally located SE Inner Loop (2025-9-ANX) -- Ryan Clark, AICP, Planning Manager

5.J Municipal Service Agreement - 2025-7-ANX - FM 971
Consideration and possible action to approve a municipal service agreement (MSA) for approximately 59.54 Acres of City of Georgetown owned property situated in the John Berry Survey, Abstract 51, known as the Three Forks Water Reclamation Plant, generally located at FM 971 (2025-7-ANX) -- Ryan Clark, AICP, Planning Manager

5.K Municipal Service Agreement - 2025-6-ANX - Ronald Reagan Boulevard
Consideration and possible action to approve a municipal service agreement (MSA) for approximately 20 Acres of City of Georgetown owned property situated in the Frederick Foy Survey, Abstract No. 229, to be known as the Northlands Water Reclamation Plant, generally located at Ronald Reagan Boulevard (2025-6-ANX) -- Ryan Clark, AICP, Planning Manager

5.L Flock Safety License Plate Readers Lease Agreement
Consideration and possible action to approve a four (4) year contract with Flock Safety to install and maintain license plate readers in an amount to not exceed $29,954.10 the first year and $28,710.00 for subsequent years under OMNIA Contract #RS250203 -- Cory J. Tchida, Chief of Police

5.M Wastewater Transport Renewal #4
Consideration and possible action to approve the fourth renewal with Wastewater Transport for sludge hauling and disposal for an amount not to exceed $750,000.00 -- Chelsea Solomon, PE, Water Utility Director

5.N License Agreement with New Cingular Wireless PCS, LLC
Consideration and possible action to approve a license agreement with New Cingular Wireless PCS, LLC ("AT&T") to allow AT&T to install a fiber line and terminal, as well cell on wheels equipment, in a certain designated area of San Gabriel Park in order to provide cell service in connection with Two Step Inn Festival, and to authorize the City Manager to execute the license agreement in a form substantially similar to that attached hereto -- Andrew Culpepper, Senior Assistant City Attorney - Real Estate Services

5.O Water Treatment and Transmission Agreement with the City of Round Rock

Consideration and possible action to approve Water Treatment and Transmission agreement between City of Round Rock and City of Georgetown -- Chelsea Solomon, P.E., Water Utility Director

5.P Abandonment of a Drainage Easement for the Benefit of Tri Pointe Homes Texas, INC (2025-12-ABD)
Consideration and possible action to approve the abandonment of a of a Drainage Easement situated in the Woodruff Stubblefield Survey, Abstract No. 556 recorded in document number 2023084878 for the benefit of Tri Pointe Homes Texas, INC and to authorize the Mayor to execute all necessary documents to effectuate the partial abandonment -- Lauren Boenig, Real Estate Program Manager

5.Q FY2025 Audit and Financial Report
Forwarded from the City Council Audit and Finance Sub-Committee:
Consideration and possible action to accept the independent audit of all accounts of the City reported in the Annual Comprehensive Financial Report (ACFR) for the fiscal year ended September 30, 2025 -- Christi Rawls, Controller

Legislative Regular Agenda

6.A Public Hearing - 2025-2-ANX - Old FM 1460 ROW
First Public Hearing for the annexation of approximately 6.351 acres of Right-Of-Way for Old FM 1460 currently in the Extra Territorial Jurisdiction (2025-2-ANX) -- Ryan Clark, AICP, Planning Manager

6.B Public Hearing - 2026-2-ANX - Cedar Breaks Road ROW
First Public Hearing for the annexation of approximately 2.098 acres of Right-Of-Way for Cedar Breaks Road currently in the Extra Territorial Jurisdiction (2026-2-ANX) -- Ryan Clark, AICP, Planning Manager

6.C Public Hearing and First Reading - Chapter 8.40 Standards of Care for Youth Recreation Programs
Public Hearing and First Reading of an Ordinance adopting Chapter 8.40 of the Code of Ordinances relating to establishing minimum standards of care for youth recreation programs -- Kimberly Garrett, Parks and Recreation Director

6.D First Reading - 2025-11-REZ - 2303 South Austin Avenue and 211 West 24th Street
Public Hearing and First Reading of an Ordinance on a request for a Zoning Map Amendment to rezone Lot 1A, Block 1, out of the Amending Plat of Lot 1 and West ½ Lot 2 Block 1 Highland Park Revised Subdivision and Lot 7A, Block 1, out of the Amending Plat of Lot 7 and Lot 8, Block 1, Highland Park Revised Subdivision, from the Local Commercial (C-1) and Neighborhood Commercial (CN) zoning districts to the General Commercial (C-3) zoning district, for the properties generally located at 2303 South Austin Avenue and 211 West 24th Street, Georgetown, Texas 78626 (2025-11-REZ) -- Colin Davidson, Senior Planner

Adjournment

Certificate of Posting

I, Robyn Densmore, City Secretary for the City of Georgetown, Texas, do hereby certify that this Notice of Meeting was posted at City Hall, 808 Martin Luther King Jr. Street, Georgetown, TX 78626, a place readily accessible to the general public as required by law, on the _____ day of _____, 2025, at _____, and remained so posted for at least 72 continuous hours preceding the scheduled time of said meeting.

_____

Robyn Densmore, City Secretary

City of Georgetown, Texas
City Council
March 10, 2026

SUBJECT:
Employee Recognition - Years of Service - February 2026

SUGGESTED ACTION:
Presentation and recognition of the Years of Service and the value which the City of Georgetown Employees add to the organization, presented to those who have served at intervals of five years from the anniversary month in which they started -- David Morgan and City Council

ITEM SUMMARY:
Recognition of the following employees for their dedicated service to the City of Georgetown.

Five Years
- Ernest Quintanilla-Electric

Ten Years
- Aaron St Pierre-Finance
- Cynthia Conomos-City Secretary's Office
- Leigh Wallace-Finance
- Lesley Laughing-Finance
- Rocky Menchaca-Permitting and Inspections

Fifteen Years
- Tait Sugimura-Finance

Twenty Five Years
- Lance Trdy-Fire

FINANCIAL IMPACT:
N/A

SUBMITTED BY:
Jamie Beran, Human Resources and OD

ATTACHMENTS:
February 2026 Years of Service Celebration.pdf

City of Georgetown
February 2026 Years of Service Celebration

Ernest Quintanilla
Electric

Celebrating 5 Years of Service

GEORGETOWN
TEXAS

Aaron St. Pierre
Finance

Lesley Laughing
Finance

Leigh Wallace
Finance

Cynthia Conomos
CSO

Rocky Menchaca
Permitting &
Insepctions

Celebrating 10 Years of Service

Tait Sugimura

Finance

Celebrating 15 Years of Service

Lance Trdy

Fire

GEORGETOWN TEXAS

Celebrating 25 Years of Service

#LoveWhereYouWork

GEORGETOWN
TEXAS

City of Georgetown, Texas
City Council
March 10, 2026

SUBJECT:
Economic Development Update

SUGGESTED ACTION:
Presentation and discussion regarding an Economic Development Update -- Cameron Goodman, Economic Development Director

ITEM SUMMARY:
Economic Development update to City Council on economic development strategy and recent project announcements.

FINANCIAL IMPACT:

SUBMITTED BY:
Shelly Sommerfeld, Economic Development plus

ATTACHMENTS:
Economic Development - City Council Presentation - Final 2026.pdf

Georgetown, TX Economic Development Update

Presentation Roadmap

- Economic Development Approach
- Incentive Tools & Philosophy
- Economic Development Activity & Project Update
- Opportunities & Future Focus
- Q&A

ECONOMIC DEVELOPMENT APPROACH

Proactive vs. Reactive Approach

- Population growth of **123%** between 2010 and 2025
  - Georgetown's Population in 2010: 47,400
  - Georgetown's Population in 2025: 106,000

- Historic levels of growth have brought new opportunities and challenges.

- The city can <u>work proactively</u> to harness opportunities and help shape the growth that is occurring.

ECONOMIC DEVELOPMENT STRATEGIC PLAN

The City of Georgetown, Texas

GOAL 1. BUSINESS DEVELOPMENT

Enhance Georgetown's growth through strategic business development.

1.1. SUPPORT EXISTING BUSINESSES. Enhance and expand business retention and expansion (BRE) efforts.

1.2. ATTRACT TARGET INDUSTRIES. Recruit new business to Georgetown with a focus on the target industries: advanced manufacturing, professional services, and healthcare and life sciences.

1.3. BOLSTER SMALL BUSINESSES. Enhance programming to advance small business formation and growth.

1.4. DEVELOP STARTUP ECOSYSTEM. Build entrepreneurial density and develop access points for an entrepreneurial support network.

1.5. MODERNIZE THE WEBSITE. Ensure the business development team has the tools it needs for success, including a separate, economic development focused website.

GOAL 2. TALENT DEVELOPMENT

Boost workforce pipelines by attracting, retaining, and developing talent.

2.1. ALIGN WORKFORCE NEEDS. Develop workforce programming to meet employer talent demand.

2.2. ATTRACT AND RETAIN TALENT. Attract and retain skilled talent to enhance the talent base supporting Georgetown employers.

2.3. CONNECT VETERAN TALENT. Leverage the existing partnership with Fort Cavazos to connect the veteran community to career opportunities in Georgetown.

GOAL 3. QUALITY PLACEMAKING

Enrich Georgetown's unique identity and connect the community.

3.1. SUPPORT RETAIL DEVELOPMENT. Support retail, entertainment, and mixed-use development and redevelopment projects.

3.2. IMPROVE INFRASTRUCTURE CAPACITY. Ensure infrastructure capacity to meet commercial growth.

3.3. PROMOTE HOUSING DEVELOPMENT. Diversify Georgetown's housing options to support a range of price points and lifestyles.

Georgetown's Approach to Economic Development

ADVANCED MANUFACTURING

- Semiconductors
- Electric Vehicles & Components
- Computer Electronics Manufacturing
- Aerospace and Aviation
- Clean Energy Technology

PROFESSIONAL SERVICES

- Computer Software Programming
- Computer Systems
- Computer Infrastructure
- Engineering
- Architectural Design Services

HEALTHCARE & LIFE SCIENCES

- Specialty Care
- Biomedical Technology
- Research Facilities
- Pharmaceuticals
- Hospitals/Clinics

Georgetown's Approach to Economic Development

- **Proactive & Intentional** Economic Development
  - Is the project a good fit for our community?
  - Are the wages competitive for the area?
  - Do we have the infrastructure available to support a project?
  - Does the project create new career pathways for residents & students in Georgetown ISD.
  - Is the project a benefit for the entire community including Georgetown ISD & Williamson County?
  - Will the project cause any unintended impacts in our community?
    - If so, how can they be minimized if the net-benefits are compelling for the community?

Georgetown's Approach to Economic Development

- Growth Pays for Growth Approach
  - Impact fees
  - Electric Utility Policies for Large Customers

- Importance of long-term planning
  - Business Park locations & infrastructure development

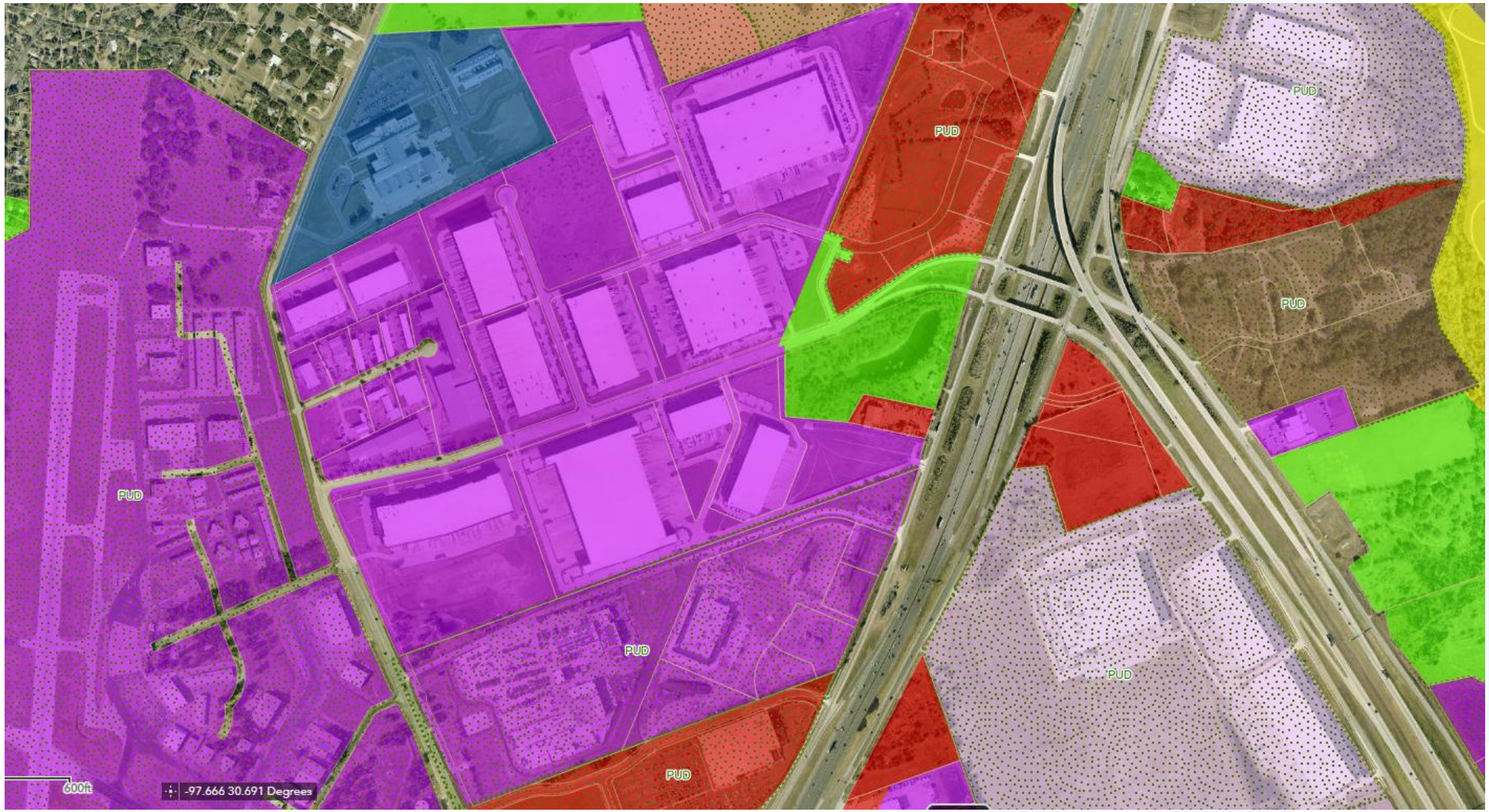
PUD
PUD
PUD
PUD
PUD
PUD
PUD
600ft
-97.666 30.691 Degrees

TX CHAPTER AWARDS
APA
TX

ATMOS energy
WARNING BURIED GAS LINE
HAND DIG TO LOCATE BEFORE MECHANICAL EQUIPMENT IS USED
1-866-322-8667



Case Study: Total Site Solutions

- 212,000 square foot facility
- 300+ new full-time positions in Georgetown
- Computer servers & rack assembly & integration
  - Closed loop cooling system utilized to significantly minimize water consumption.
  - Key customer for Georgetown Electric Utility.
    - Costs of infrastructure covered by company with no impact to rate payers or residents.

Case Study: Total Site Solutions

- TSS has quickly grown to become one of the largest employers in Georgetown and is one of the city's largest net contributors to the general fund.
    - These general fund dollars help pay for critical city services including **Police**, **Fire**, the **Georgetown Public Library**, **Parks and Recreation**, **streets and roadway infrastructure**, and other important programs.

Case Study: Total Site Solutions

These types of economic development projects allow for Georgetown to provide high levels of service while also maintaining the <u>lowest property tax rate in central Texas</u>.

Case Study: Total Site Solutions

- Economic modeling shows that the 300+ full time positions at TSS directly support an additional 237 jobs within the Georgetown community.
  - These primary jobs directly benefit existing restaurants, retail stores, and small businesses within the community by increasing the amount of wealth within the community and paying customers for their services.

- Total Site Solutions, Pegatron, Compal, and ZT Systems have already begun working collaboratively with the City of Georgetown, Georgetown ISD, and workforce development allies to create career & technical education programs at the high school level in Georgetown.
  - These major employers will collectively create more than 2,500 full-time positions in the near term.

INCENTIVE TOOLS & PHILOSOPHY

Economic Development Toolbox

- Several types of local incentives can be used to accomplish economic goals, including:
  - Tax abatements (Real & Personal Property)
  - Tax rebates (Chapter 380 agreement)
  - Triple Freeport Exemptions
  - Foreign Trade Zone
  - Tax Increment Reinvestment Zone (TIRZ)
  - Type A economic development sales tax
  - Type B economic development sales tax

Performance Based Approach

- All incentive programs are performance based.
  - If a project does not perform, then funds are not provided.

- What does "performance" mean?
  - Companies must provide agreed upon deliverables including:
    - An agreed upon minimum amount of full-time employees must be hired and the jobs maintained over the length of the agreement.
    - An agreed upon minimum capital investment must be made and documented prior to payment.
    - The company must start construction by an agreed upon date.
    - The company must pass all inspections and receive a certificate of occupancy by an agreed upon deadline.

- Guardrails & Protections for Taxpayers
  - If a project doesn't perform, it doesn't receive funding.
  - Performance based contracts include "claw backs" which allow for incentives to be returned.
  - Annual compliance reports with multiple check-ins each year.

Incentives as an investment

- Economic development incentives are an investment, not a donation.

- Incentive agreements must show a clear return on investment for the community.

- Metrics that are reviewed in our analysis of an incentive request include:
  - **Net benefits** (benefits after accounting for costs of serving project)
  - **Rate of return**
  - **Payback period**
  - **Incentive amount on a per job basis**

Why are incentives needed?

- Economic development projects are highly competitive.
  - Georgetown is not just competing with neighboring communities; it is competing on a national and global scale.
    - Companies carefully compare tax rates, infrastructure & construction costs, workforce availability, speed to market, and other factors.
- Incentives can help to overcome initial cost gaps, such as infrastructure costs, which can make a site initially uncompetitive.
- Incentives can help shape a project and make it an even stronger fit for the community.
  - Ex- In return for incentives, projects may agree to specific conditions.

Why are these projects important?

- Economic development projects in Georgetown have led to:
  - Diversification of the local tax base and helped shift property tax burden away from residents.
  - Increased job and career opportunities for existing residents, GISD students, and future generations.

Why are these projects important?

- Increased funding for critical city services and infrastructure.
  - Economic development projects are net contributors meaning that they historically utilize less city services than the tax dollars they contribute.

- Day-time population is a key site selection criteria for many retail, restaurant, and service based businesses.
  - Each new economic development project significantly increases the number of employees working inside of Georgetown.
    - These employees spend money locally at local restaurants, retail stores, barber shops, dry cleaners, coffee shops, etc.

ECONOMIC DEVELOPMENT ACTIVITY & PROJECT UPDATES

ECONOMIC DEVELOPMENT ANNUAL REPORT

2025

RECRUITMENT & EXPANSION

TSS

GAF

Blueprint DATA CENTERS

PEGATRON

TML RISK POOL

TML TEXAS MUNICIPAL LEAGUE

$650M

CAPITAL INVESTMENT

1,120

TOTAL JOBS

573,000

SQUARE FEET UTILIZED

zt Systems

PEGATRON

TML RISK POOL

TSS TOTAL SITE SOLUTIONS

COMPAL

CelLink

kreate

Blueprint DATA CENTERS™

GAF ENERGY

CPUSA Control Panels USA Inc.

STRATEGIC THERMAL LABS

LORAM™

Why has Georgetown placed a focus on advanced manufacturing & technology related projects?

- The positions that have been created by these projects are **hired locally**.
  - Career pathways have been created that allow individuals with zero or minimal manufacturing experience to steadily progress to a rewarding career.
  - The types of positions that have been created are largely “future proof”.
    - For example, many of these positions are not at risk of being eliminated due to automation or artificial intelligence.
    - Advanced manufacturing positions offer competitive salaries.

- Many of the projects involve significant investment into **machinery & equipment** in addition to the facility itself.
  - This generates higher levels of tax revenue for the community compared to other types of projects.

These 12 projects alone account for:

$1.3 billion in capital investment.

4,775 new full-time positions in Georgetown.

2.61 million square feet of space utilized.

Business Park Space – Leases & Sales

- 4,090,577 square feet of major industrial space leases/sales tracked by Economic Development Department inside of City Limits in the last 5 years.

  - GAF Energy: 450,000 square feet
  - ZT Systems: 435,000 square feet
  - Kreate: 420,484 square feet
  - GAMA: 297,000 square feet
  - CelLink Corp: 295,000 square feet
  - Texas Outdoor Power Equipment: 230,000 square feet
  - Total Site Solutions (TSS): 212,000 square feet
  - Compal Electronics: 212,000 square feet
  - ONX Homes: 204,000 square feet
  - Valex: 189,000 square feet
  - Pegatron Corporation: 168,784 square feet
  - Cangshan Cutlery: 158,000 square feet
  - Control Panels USA: 145,950 square feet
  - Loram: 92,000 square feet
  - Blueprint Projects Data Center: 90,000 square feet (in planning stages, not yet constructed)
  - Holt Cat: 85,000 square feet
  - Chadwell Supply: 85,000 square feet
  - 84 Lumber: 80,000 square feet
  - Texas Speed & Performance: 70,000 square feet
  - 1-800 Pack Rat: 68,893 square feet
  - Strategic Thermal Labs: 61,000 square feet
  - Grandeur Cabinets: 41,950 square feet

Georgetown's Approach to Economic Development

ADVANCED MANUFACTURING

- Semiconductors
- Electric Vehicles & Components
- Computer Electronics Manufacturing
- Aerospace and Aviation
- Clean Energy Technology

PROFESSIONAL SERVICES

- Computer Software Programming
- Computer Systems
- Computer Infrastructure
- Engineering
- Architectural Design Services

HEALTHCARE & LIFE SCIENCES

- Specialty Care
- Biomedical Technology
- Research Facilities
- Pharmaceuticals
- Hospitals/Clinics



PEGATRON

FUTURE READY COMPLEX

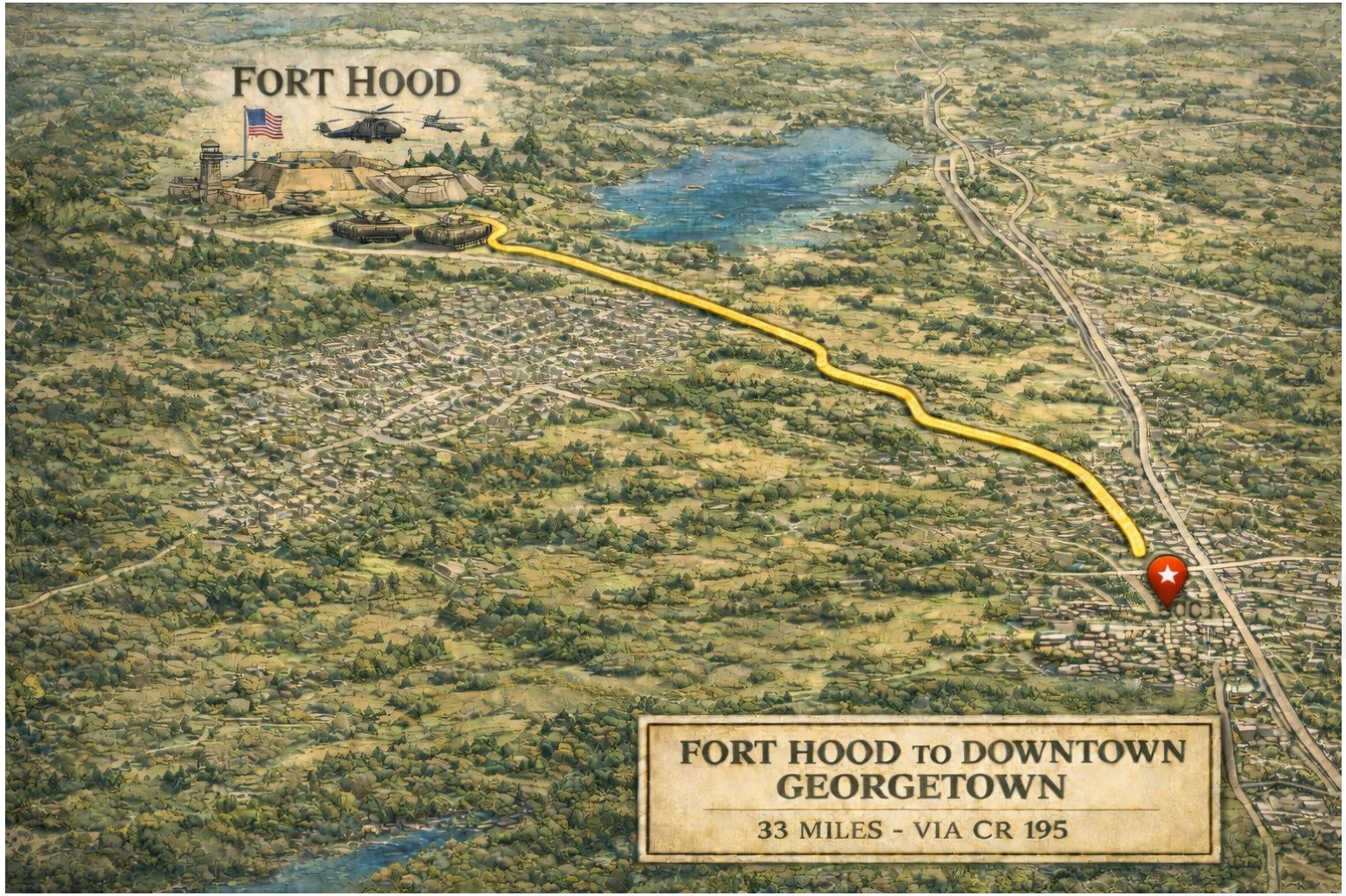
FORT HOOD
FORT HOOD TO DOWNTOWN GEORGETOWN
33 MILES - VIA CR 195

SOLDIER FOR LIFE
TRANSITION ASSISTANCE PROGRAM

GOAL 1. BUSINESS DEVELOPMENT

Enhance Georgetown's growth through strategic business development.

1.1. SUPPORT EXISTING BUSINESSES. Enhance and expand business retention and expansion (BRE) efforts.

1.2. ATTRACT TARGET INDUSTRIES. Recruit new business to Georgetown with a focus on the target industries: advanced manufacturing, professional services, and healthcare and life sciences.

1.3. BOLSTER SMALL BUSINESSES. Enhance programming to advance small business formation and growth.

1.4. DEVELOP STARTUP ECOSYSTEM. Build entrepreneurial density and develop access points for an entrepreneurial support network.

1.5. MODERNIZE THE WEBSITE. Ensure the business development team has the tools it needs for success, including a separate, economic development focused website.

GOAL 2. TALENT DEVELOPMENT

Boost workforce pipelines by attracting, retaining, and developing talent.

2.1. ALIGN WORKFORCE NEEDS. Develop workforce programming to meet employer talent demand.

2.2. ATTRACT AND RETAIN TALENT. Attract and retain skilled talent to enhance the talent base supporting Georgetown employers.

2.3. CONNECT VETERAN TALENT. Leverage the existing partnership with Fort Cavazos to connect the veteran community to career opportunities in Georgetown.

GOAL 3. QUALITY PLACEMAKING

Enrich Georgetown's unique identity and connect the community.

3.1. SUPPORT RETAIL DEVELOPMENT. Support retail, entertainment, and mixed-use development and redevelopment projects.

3.2. IMPROVE INFRASTRUCTURE CAPACITY. Ensure infrastructure capacity to meet commercial growth.

3.3. PROMOTE HOUSING DEVELOPMENT. Diversify Georgetown's housing options to support a range of price points and lifestyles.

Quality Placemaking

- Southwestern University announced plans to develop 560 acres into a high-quality mixed-use development.
- 1st parking garage opened in downtown Georgetown.
- Department developed a Retail Attraction Profile tool to share with developers & retailers.
- Increased focus on recruiting retail, restaurant, and family friendly entertainment.
  - ICSC Red River Conference, Entertainment Evolution Experience, Retail Live, and other events used to attract interest.
- Ongoing discussions with experienced developers to pursue high quality & unique commercial developments.
- Multiple new retail stores & restaurants announced or opened new locations in Georgetown including:

SPROUTS FARMERS MARKET

TEXAS ROADHOUSE

H-E-B

LOWE'S

HomeGoods

TEXAS HONEY HAM COMPANY

Project Highlight – Bluebonnet Plaza

Project Highlight – The Junction

Juniper

TECOVAS
EXIT
TECOVAS
QUALITY
WESTERN
GOODS
BOOT

708

GEORGIE'S

Texas Municipal League is moving HQ to Georgetown

Aim is to update a six-decade-old building near downtown square

Texas Municipal League groups are aiming to update a six-decade-old building in Georgetown as a new HQ.

TEXAS MUNICIPAL LEAGUE INTERGOVERNMENTAL RISK POOL

OPPORTUNITIES & FUTURE FOCUS

National Trends vs. Local Experiences

- Despite national headwinds, Georgetown's economic development pipeline remains robust.

- Key sectors include:
  - Electronics manufacturing & assembly
  - Automotive parts & equipment manufacturing
  - Semiconductor
  - Aerospace & defense
  - Electrical equipment manufacturing

A general view of the interior of a Nucor steel factory in Blytheville, Arkansas, on March 28, 2025. U.S. manufacturing contracted more than expected in December as the Institute for Supply Management's PMI fell to 47.9. (Reuters File Photo: Karen Pulfer Focht)

U.S. factory sector slumped to 14-month low in December

By Dan Burns, Reuters // January 5, 2026 // 2 Minute Read

Samsung confirms 2026 Taylor operations; staff has been working out of site since November

The big milestone will be when the first chips roll off the line this year

Unlock URL | Order Reprints | Gift this Article

Samsung's new Taylor factory in December 2025.

ABJ

National & International Recruitment Efforts

- Project pipeline continues to be approximately a 50/50 mix of international and U.S. based companies.
  - Both U.S. and international projects have continued to hire these roles locally.
- Pegatron & Compal projects have led to increase in interest from Taiwanese companies.
- South Korea will continue to be a focus due to Samsung ramping up operations.
- Japan’s semiconductor industry has been identified as another key target.

Retail, Restaurant, Hospitality, and Entertainment Projects

- Georgetown's continued rapid growth has led to increased interest from high-quality projects.
  - Major economic development projects have generated thousands of high-paying jobs which and increased the day-time population.
    - This has helped to demonstrate that there is sufficient demand for new businesses.
- Staff are continuing conversations with multiple high-quality projects with the goal of attracting new mixed-use developments and high quality businesses to Georgetown.
- Multiple existing businesses are seeking opportunities to expand.

Q&A

City of Georgetown, Texas
City Council
March 10, 2026

SUBJECT:
Water Utility Fixed Cost Recovery Policy

SUGGESTED ACTION:
Presentation and discussion regarding changes to the water utility fixed cost recovery policy in the annual Fiscal and Budgetary Policies for FY2027 -- Leigh Wallace, Chief Financial Officer, and Chelsea Solomon, Water Utilities Director

ITEM SUMMARY:
The City continues to engage NewGen Strategies for water and wastewater utility cost of service and rate modeling. As staff and consultants prepare the five-year forecast and rate model for the FY2027 budget, we are reviewing options to mitigate rate increases for customers during a period of high growth in operating and capital infrastructure programs. At the same time, we must continue a disciplined approach to maintaining strong financial performance metrics to secure the best possible bond rating. One of the options under review is to propose changes to the Fixed Cost Recovery Policy. The purpose of this policy is to ensure fixed costs (annual principal and interest debt payments, along with take or pay water supply contracts) are recovered through rates to reduce risk in meeting payment obligations. This presentation will summarize the context of financial policies and performance metrics and present the pros and cons of changing the policy. Staff are seeking Council feedback today so that we can incorporate it into updated modeling for FY2027 rates.

The Water Utility Advisory Board discussed the proposal at the February 12, 2026, meeting and chose to take no action pending additional information requested of City staff. The Board is scheduled to discuss the proposal again at the March 5, 2026, board meeting.

FINANCIAL IMPACT:
Changes to the policy will impact rates in FY2027 and the five-year financial forecast. The proposed change to decrease the fixed cost recovery policy in the base rate will have the effect of decelerating the increase to base rates for residential water customers. The proposed change to decrease the fixed cost recovery policy in the first tier will have the effect of accelerating the increase to the volumetric rate for residential water customers. Overall, total rates will recover fixed costs to meet financial performance targets. Costs to implement this change in the utility billing software system are minor.

SUBMITTED BY:
Aaron St Pierre, Finance/Purchasing

ATTACHMENTS:
Council Fiscal Policies_03_10_26.pdf
Supplemental Information.pdf

Financial Policies & Water Rate Impacts

City Council Workshop

March 10, 2026

GEORGETOWN TEXAS

Purpose of Discussion

- Review key financial policies
- Discuss how policies and compliance with policy affect bond ratings and customer rates
- Propose alternative policy for fixed cost recovery in water base and first tier
- Receive Council's feedback so that staff can finalize a rate plan for FY2027

Fiscal and Budgetary Policy

- Formalized and adopted by the City Council with the budget
- Guide decision-making on many financial topics, including utilities
- Financial policies are a tool for risk mitigation

Fiscal and Budgetary Policy

Adopted: September 9, 2025

I. PURPOSE

The City of Georgetown is committed to financial management through integrity, prudent stewardship, planning, accountability, transparency and communication. The broad purpose of the Fiscal and Budgetary Policies is to enable the City and its related component units, including the Georgetown Transportation Enhancement Corporation (GTEC) and the Georgetown Economic Development Corporation (GEDCO), to achieve and maintain a long-term stable and positive financial condition, and provide guidelines for the day-to-day planning and operations of the City's financial affairs.

Policy scope generally spans areas of accounting, operational and capital budgeting, revenue and expenditure management, financial reporting, internal controls, investment and asset management, debt management and forecasting. This is done in order to:

Policy Impact on Rates

- Strong policies demonstrate to the investor community that our City has long-term financial stability in the utilities
  - Favorable bond ratings help the City borrow at lower cost

- Strong policies also require that rates are set to satisfy the financial policies and ratio targets each year
  - Rate setting is done not only to meet immediate cash needs, but also to achieve fixed cost coverage and reserves

Forecasted Costs Challenge Policies

- As presented in previous water rate workshops, it is difficult to maintain the existing Fixed Cost Recovery policy in the near term and balance rate affordability for customers

- ***Preliminary*** Fixed revenue requirement
  - Grows from $64.2M in 2025 to $138.0M in 2030
  - Debt obligations to meet the capital infrastructure master plan
  - Operating expenses for new supplies of water
  - Water Rates are forecasted to increase 9% per year for 5 years

Fixed Cost Recovery in Rates Policy

- Fixed costs regardless of volume: debt service and take-or-pay supply contracts
- 65% fixed costs recovered by base charges
- 90% fixed costs recovered by base plus first tier

	FY 2026	FY 2027	FY 2028	FY 2029	FY 2030
Water Fixed Recovery Policy					
Fixed Expenses %	81.8%	85.5%	85.5%	85.5%	90.6%
Water Revenue Requirement	$ 77,504,089	$ 104,715,322	$ 110,678,623	$ 117,830,726	$ 152,163,217
Fixed Revenue Requirement	63,427,493	89,499,679	94,580,749	100,778,790	137,929,609
Variable Revenue Requirement	14,076,596	15,215,643	16,097,874	17,051,936	14,233,607
Total Revenue Requirement	$ 77,504,089	$ 104,715,322	$ 110,678,623	$ 117,830,726	$ 152,163,217
Water Base Charge Revenues	$ 55,536,289	$ 62,892,987	$ 71,269,298	$ 80,759,098	$ 91,512,950
Water Volumetric Charge Revenues	43,403,836	49,058,790	54,855,704	61,967,141	69,649,069
Total Revenues	$ 98,940,124	$ 111,951,777	$ 126,125,002	$ 142,726,239	$ 161,162,019
Base Revenues as % of Fixed Requirement	87.6%	70.3%	75.4%	80.1%	66.3%
Water Base Charge Revenues + 1st Tier	$ 76,709,968	$ 86,622,464	$ 97,753,800	$ 110,479,347	$ 124,748,691
Base Revenues + 1st Tier as % of Fixed Requirement	120.9%	96.8%	103.4%	109.6%	90.4%

- Strong
- Acceptable
- Inadequate

Fixed Cost Recovery Forecast - Current

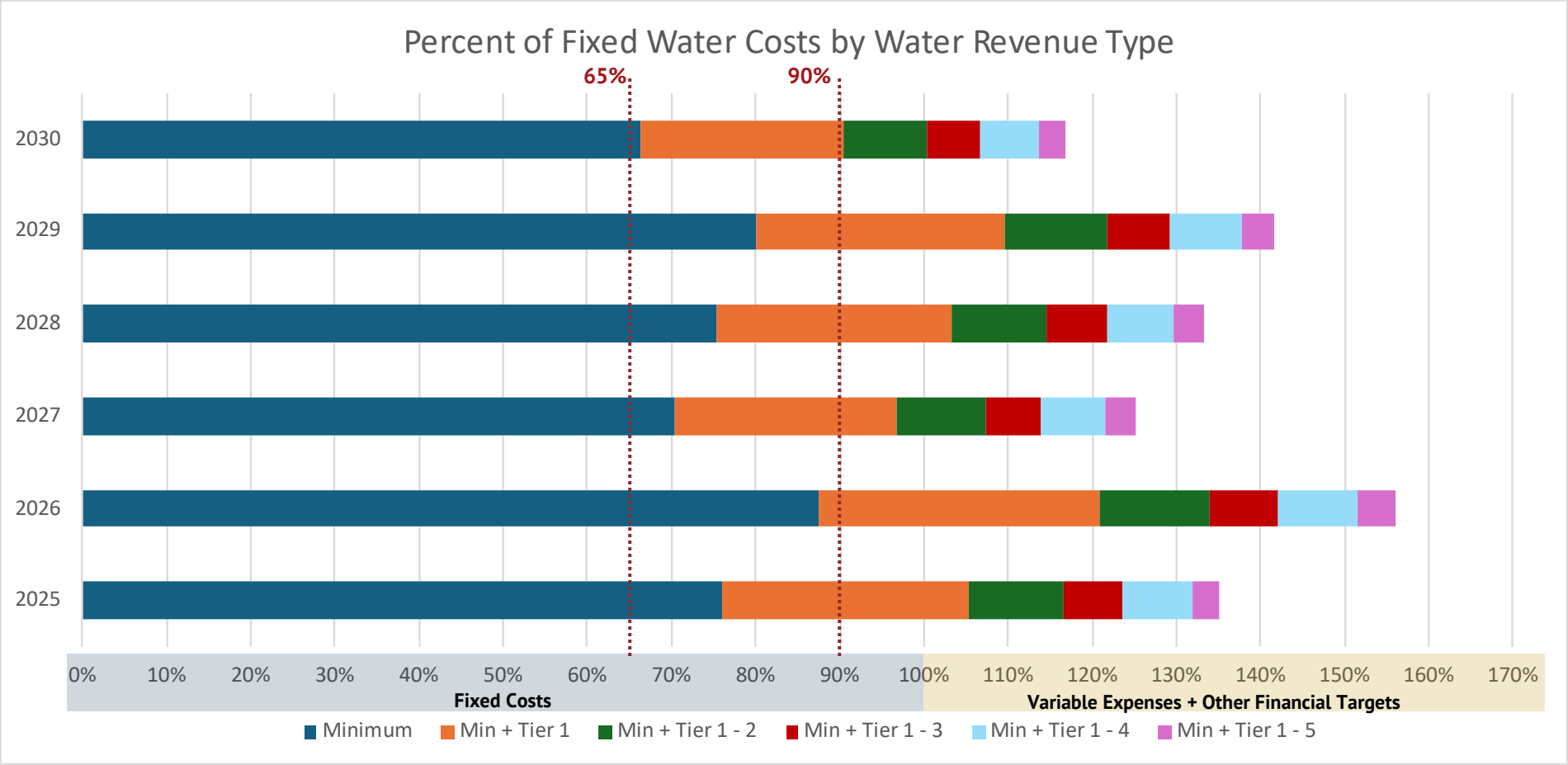

% of fixed cost recovered through base rate and tiers under current policy and draft rates

Proposed Change to Fixed Cost Recovery in Water Rates Policy

Challenge - Balancing Objectives

How do we relieve pressure on rate affordability when supporting the large capital infrastructure plan and the major operating impact of new water supply?

- Rating agencies also measure and track rate affordability in the rating criteria: utility bill as percent of median household income
- Less than 1% - strong
- 1-2% - average (Georgetown currently 1.9%)
- More than 2% - weak

How do we shift more costs to volumetric rates without compromising financial stability?

Water Fixed Cost Policy

Impact if Revised

- Base rates could be increased more gradually if volumetric rates increased to cover more of the total fixed costs
  - Reduces total increases required to average residential bill
  - Provides greater rate-setting flexibility

Alternative Fixed Cost Policy

- 65% recovery through base rate → Proposed 50% recovery
- 90% recovery by first-tier usage → Proposed 75% recovery

Across the Board ***Preliminary*** Rate Increases **FY 2027 to FY 2030**

Annual Rate Increases	Baseline Projections	With Alternative Targets
Water Minimum Charges	+9% per year	+4% per year
Water Volumetric Charges	+9% per year	+14% per year
Wastewater All Charges	+12% per year	+12% per year

Monthly Bills Across Tiers

- Residential customers using 12,000 gallons of water or less would see a reduction* in their bills in 2030 **as compared to baseline**

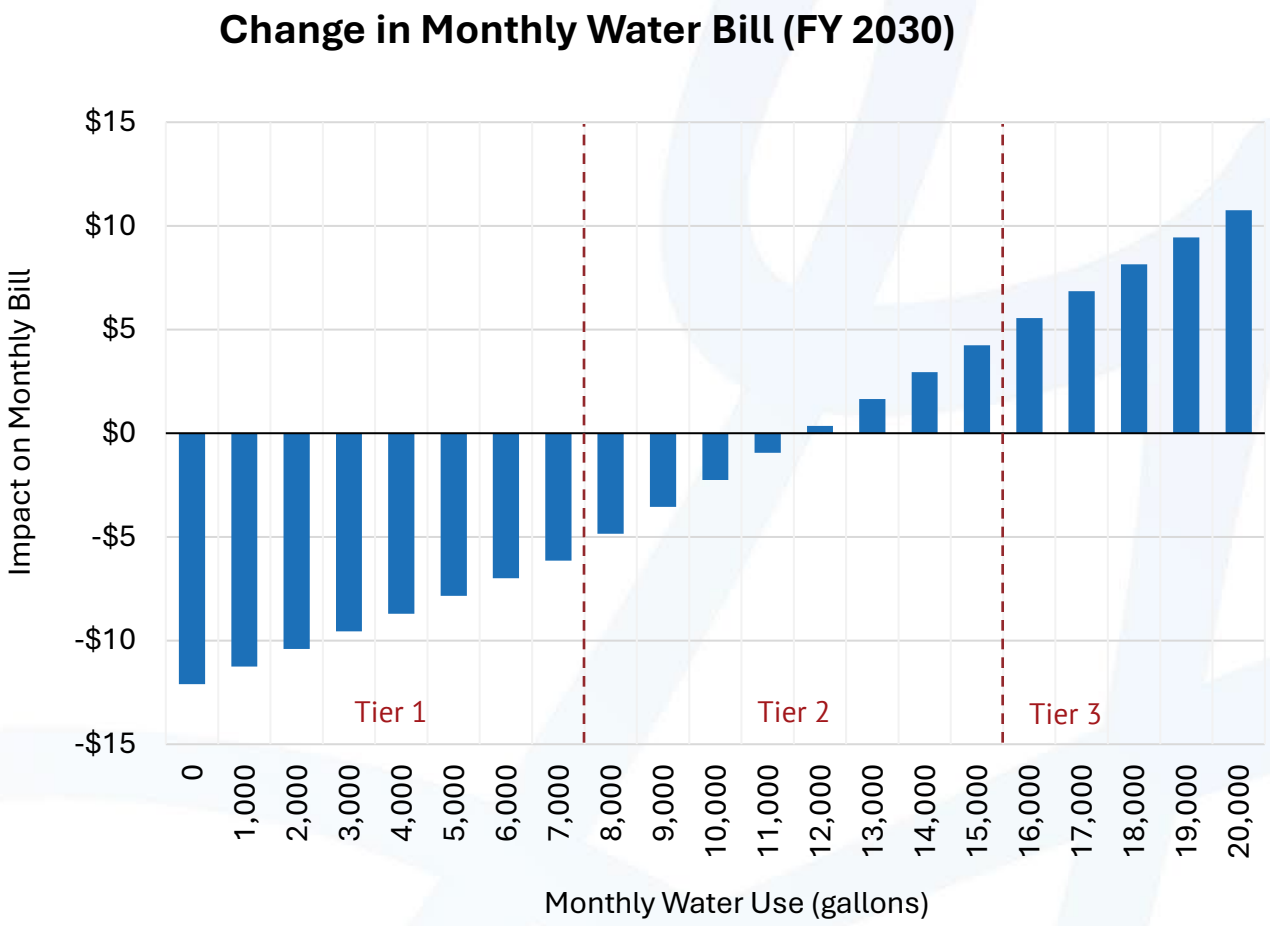

*

Please note **bills are still expected to increase over time**, and this presents a comparison of the most recent rate plan to the alternative plan with reduced minimum charge increases

Alternative Results in Bill Impacts

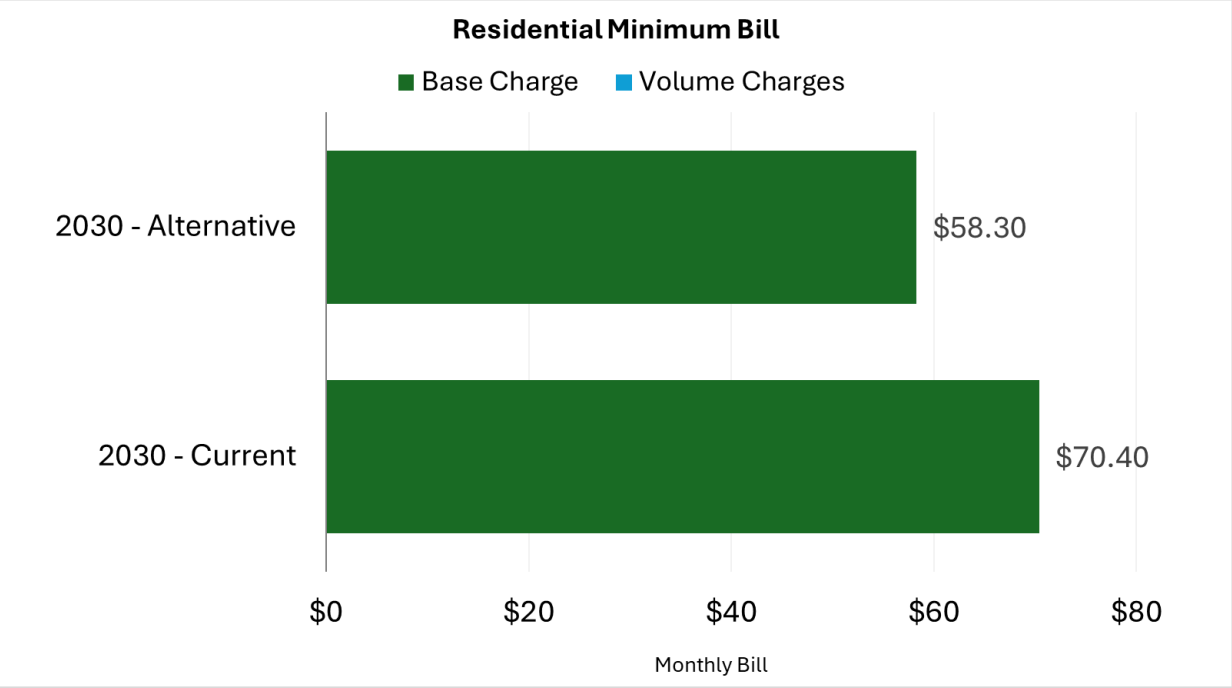

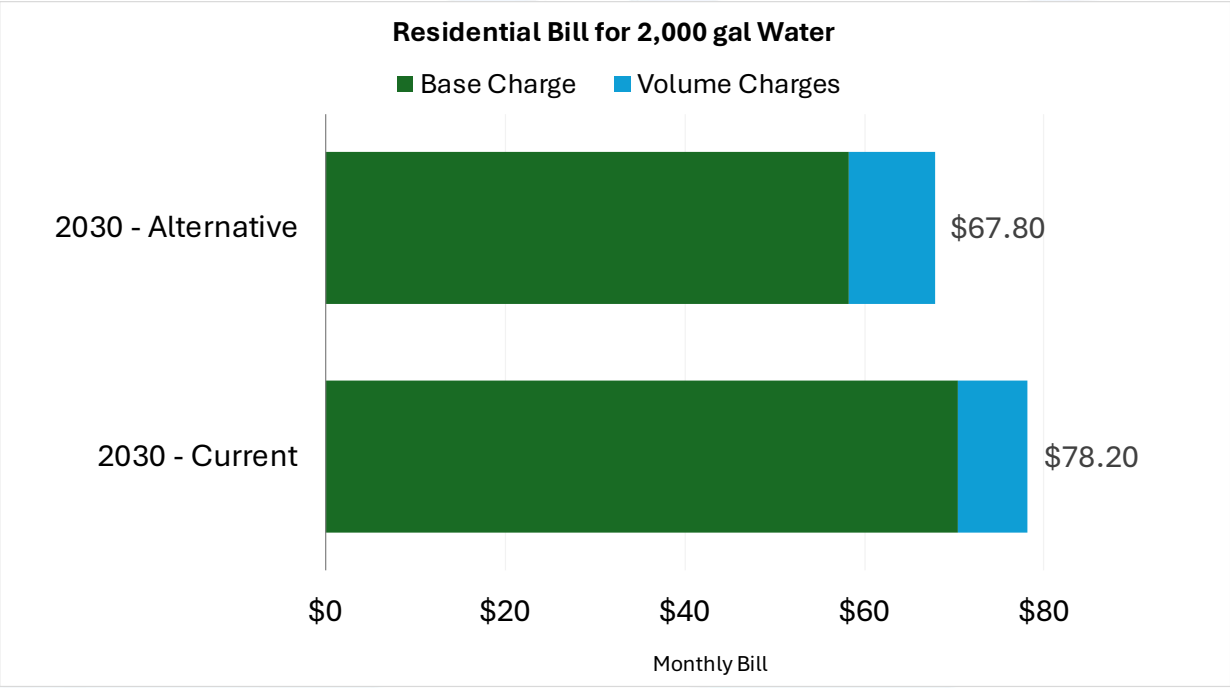

Rate comparisons for FY 2030 preliminary, draft rates under the current and alternative fixed cost policies.

Alternative Results in Bill Impacts

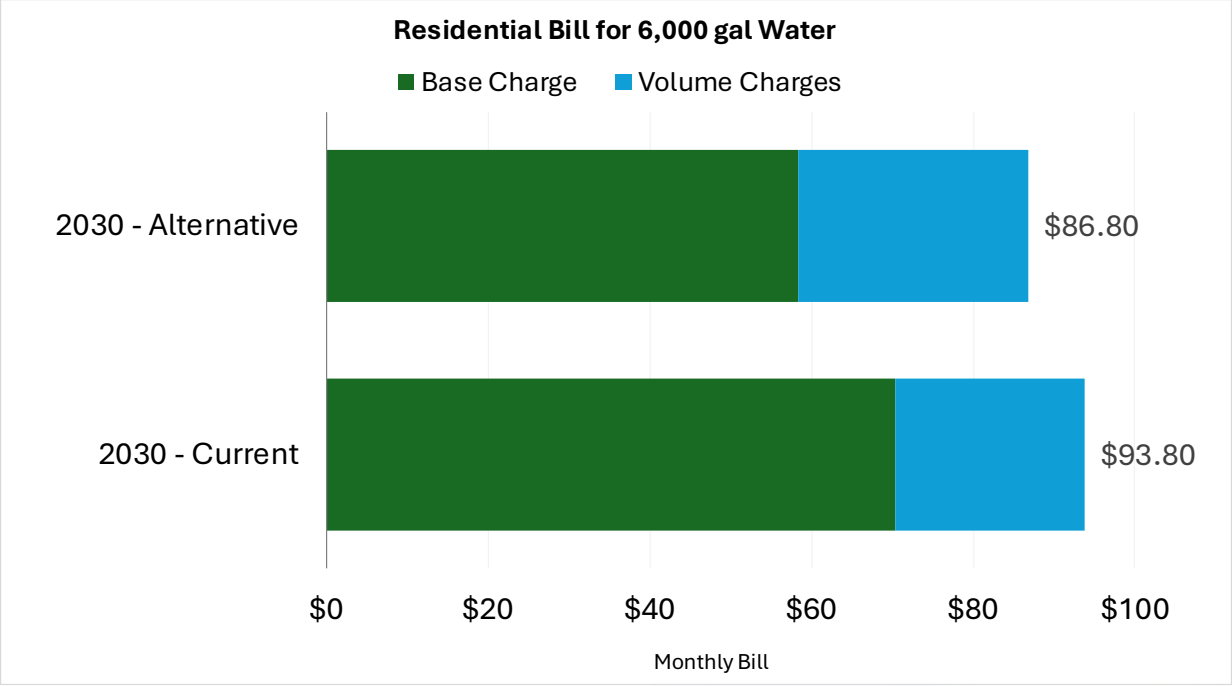

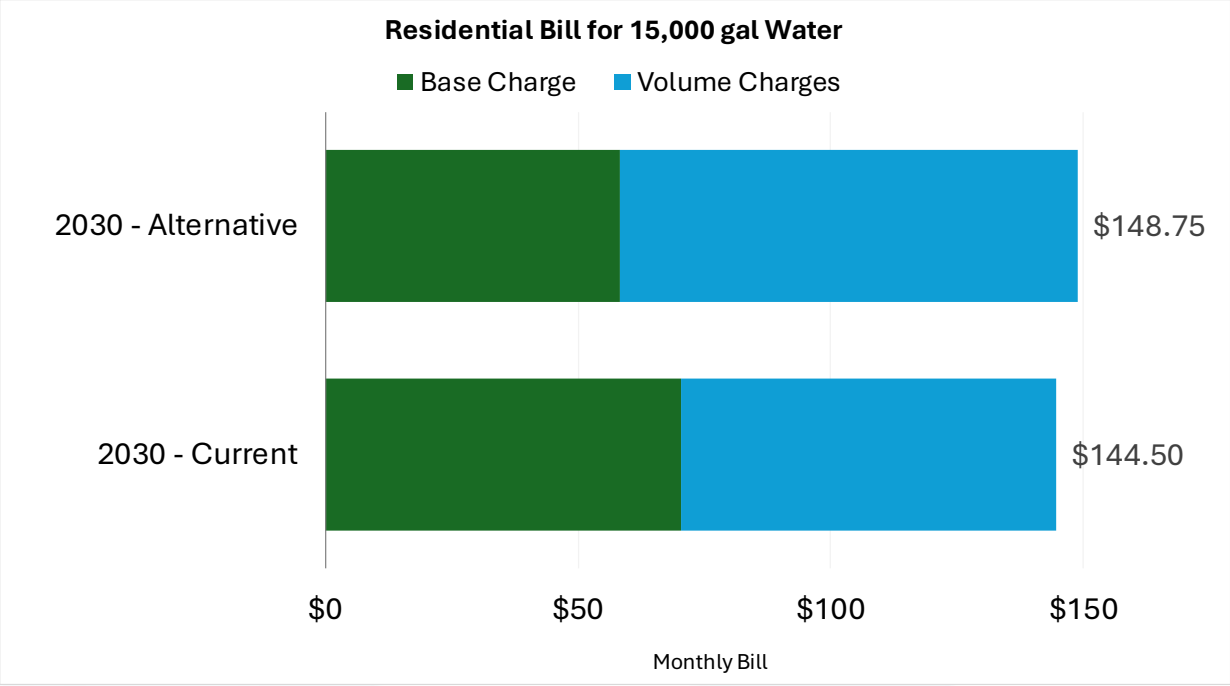

Rate comparisons for FY 2030 preliminary, draft rates under the current and alternative fixed cost policies.

Alternative Results in Bill Impacts

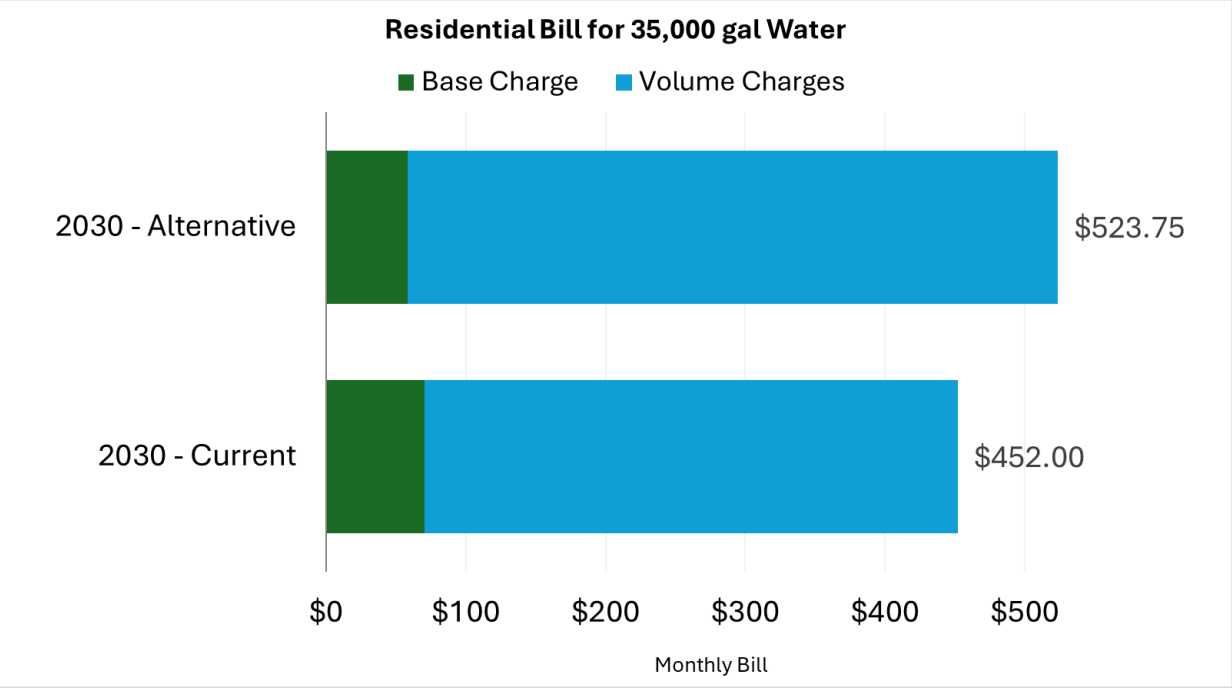

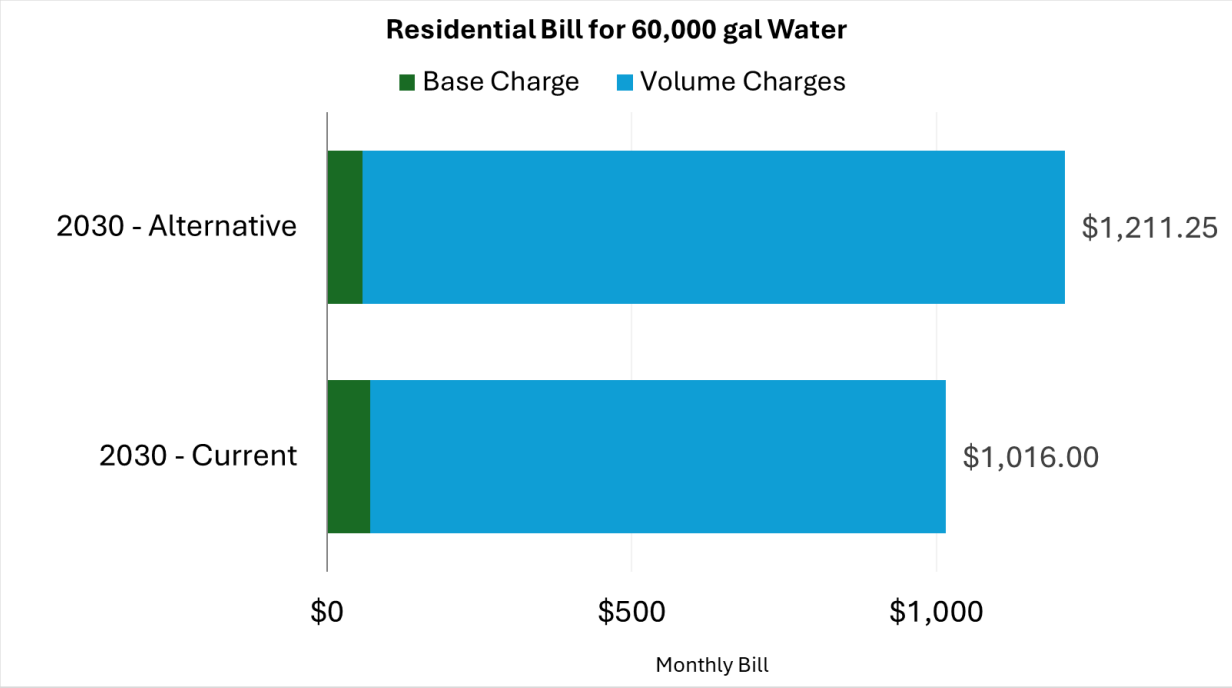

Rate comparisons for FY 2030 preliminary, draft rates under the current and alternative fixed cost policies.

Fixed Cost Recovery Forecast - Alternative

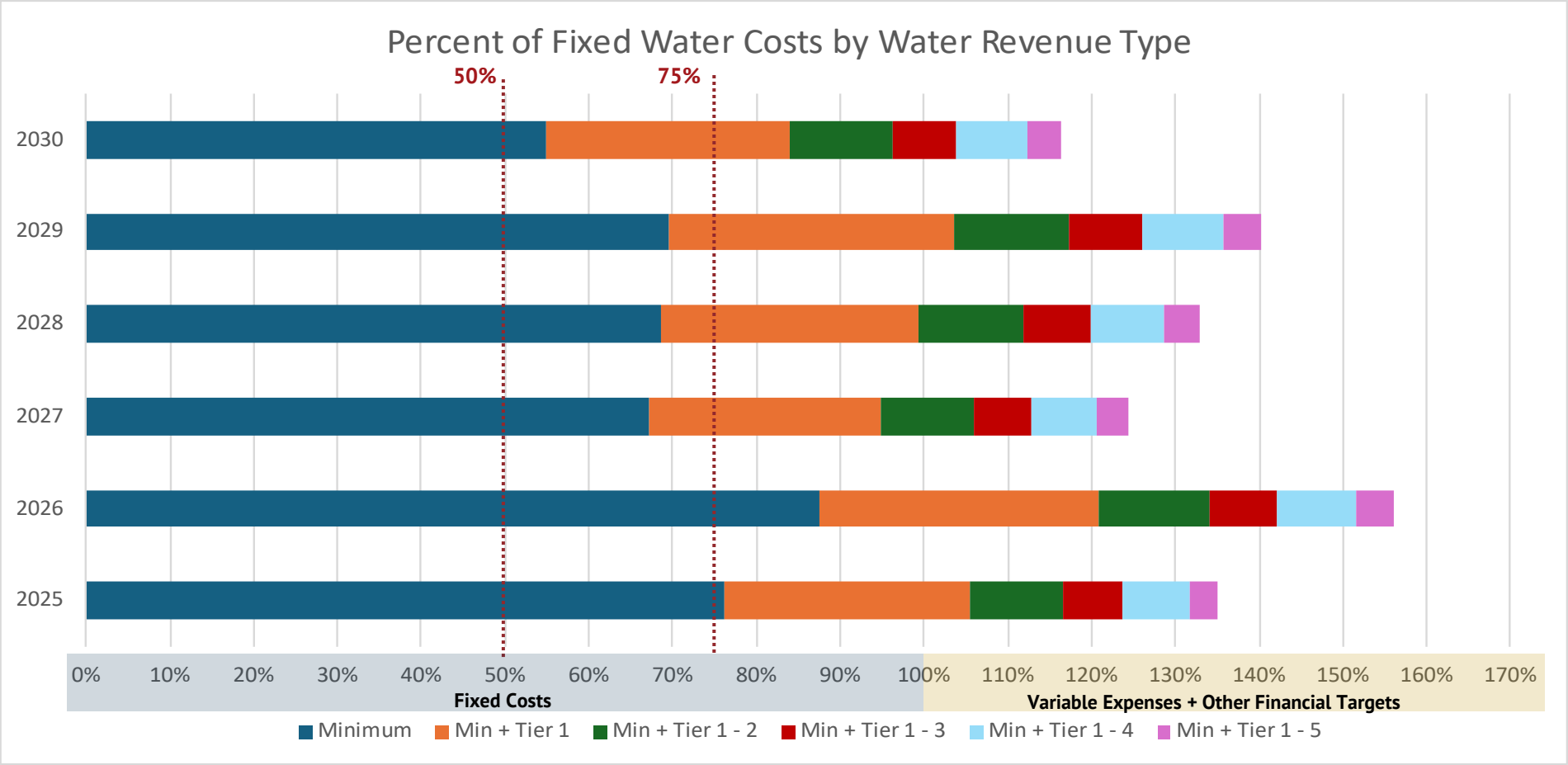

% of fixed cost recovered through base rate and tiers under proposed policy and alternative draft rates

Risks to Lower Fixed Cost Recovery Policy

- Increased Reliance on Customer Usage
  - Drought conditions
  - Higher-than-average rainfall
  - Mitigated by strong policies on reserve balances (existing strength in current bond ratings)
- Current Tier Structure Predicated on Current Policy
  - Tier ranges and inclining rates between tiers may merit future revision

Staff Recommendation

Recommend policy revision for reduced fixed cost recovery policy

- Improves staff's ability to adjust rate impacts of sizable fixed cost changes from year to year
- Balances importance of maintaining coverage of fixed costs with rate affordability
- Other financial metrics for Water Fund remain strong across the five-year forecast to (goal is to maintain current bond rating AA-)

Continue review of other rate design policies in future rate updates that may help meet Council objectives

Next Steps

- Council feedback and discussion
- Staff continue updating rate model
- Estimate bringing rates forecast back to April 9 Water board meeting and May 26 Council workshop
  - Inclusive of today's feedback, as well as updates to 5-year CIP, operating expenses, water supply, etc.

SUPPLEMENTAL SLIDES FROM WATER ADVISORY BOARD DISCUSSION

Rating Agency Metric Scales

From S&P and Fitch Rating Guides
Financial Risk measures are a subset of multiple rating criteria

Scale	Fixed Cost Coverage Ratio	Days Cash	Leverage Ratio
1 Extremely Strong	>1.6x ★	>150 ★	<4
2 Very Strong	1.4x-1.6x	90-150	4-8
3 Strong	1.2x-1.4x	60-90	8-12 ★
4 Adequate	1.1x-1.2x	30-60	12-16
5 Vulnerable/Weak	1x-1.1x	15-30	>16
6 Highly Vulnerable	<1.0x	<15	NA

★ Projected 2026 Water Metric Scoring

Rating Agency Metrics - Current

- Days cash reduces sharply as annual operating expenses grow, especially with groundwater supply costs
- Water utility will become much more leveraged in the future due to Master Plan capital infrastructure
- Assumes water rate increases of 9% per year to meet obligations and targets (preliminary)

- Strong
- Acceptable
- Inadequate

	FY 2026	FY 2027	FY 2028	FY 2029	FY 2030
Fixed Cost Coverage Ratio					
Fixed Cost Coverage Ratio	2.64	2.40	1.73	1.71	1.47
Leverage Ratio - Net Adjusted Debt to Adjusted FADS					
Leverage Ratio	9.09	13.77	12.39	11.86	15.70
Days Cash on Hand					
Operation Contingency Reserve - 120 Day Target	27,081,747	29,543,035	31,939,133	34,580,162	51,309,180
Debt Service Reserve - 50% Annual Debt Service	19,867,929	31,853,782	54,894,040	58,023,217	59,974,935
Unrestricted Balance Above Targets	166,042,135	155,266,157	143,444,210	159,239,395	116,349,536

Rating Agency Metrics – Proposed Alternative

Metric outcomes remain strong with alternative policy and adjusted rates

- Strong
- Acceptable
- Inadequate

	FY 2026	FY 2027	FY 2028	FY 2029	FY 2030
Fixed Cost Coverage Ratio					
Fixed Cost Coverage Ratio	2.64	2.39	1.73	1.70	1.47
Leverage Ratio - Net Adjusted Debt to Adjusted FADS					
Leverage Ratio	9.09	13.84	12.43	11.98	15.81
Days Cash on Hand					
Operation Contingency Reserve - 120 Day Target	27,081,747	29,536,689	31,934,487	34,566,743	51,302,826
Debt Service Reserve - 50% Annual Debt Service	19,867,929	31,853,782	54,894,040	58,023,217	59,974,935
Unrestricted Balance Above Targets	166,042,135	154,693,457	142,445,863	157,025,348	113,548,574

Debt Service Coverage Ratio Policy

- Net revenues cover all debt service at least 1.5x

	FY 2026	FY 2027	FY 2028	FY 2029	FY 2030
Debt Service Coverage for Cost of Service					
Total Operating Revenue w/ Impact Fees	$ 208,820,261	$ 273,549,631	$ 310,385,977	$ 329,055,319	$ 354,945,108
Total Operating Expense	82,373,649	89,860,065	97,148,197	105,181,327	156,065,424
Net Revenue	$ 126,446,612	$ 183,689,566	$ 213,237,780	$ 223,873,992	$ 198,879,684
Total Annual Debt Service	39,735,858	63,707,564	109,788,079	116,046,434	119,949,870
Debt Service Coverage for Cost of Service	3.18	2.88	1.94	1.93	1.66

- Strong
- Acceptable
- Inadequate

Liquidity (Days Cash) Policy

Operations Contingency Reserve

- Minimum 90 days of operating expenses; Target 120 days of operating expenses
  - $27M in 2026 and $51M in 2030

Debt Service Reserve

- 50% of the annual debt service in each fiscal year
  - $20M in 2026 or roughly another 90 days; 50% of annual debt service payments grows to $60M in 2030

- Strong
- Acceptable
- Inadequate

	FY 2026	FY 2027	FY 2028	FY 2029	FY 2030
Days Cash on Hand					
Operating Expenses	$ 92,233,792	$ 101,095,813	$ 109,919,935	$ 119,749,308	$ 172,663,938
Total Available Cash	212,991,811	216,662,974	230,277,383	251,842,774	227,633,652
Operation Conctingency Reserve - 120 Day Target	27,081,747	29,543,035	31,939,133	34,580,162	51,309,180
Debt Service Reserve - 50% Annual Debt Service	19,867,929	31,853,782	54,894,040	58,023,217	59,974,935
Unrestricted Balance Above Targets	166,042,135	155,266,157	143,444,210	159,239,395	116,349,536

Cumulative Distribution of Water Use

- In FY 2024
  - 77% of Residential water bills included volumes of 12,000 gallons or less
  - Only 5% exceeded 25,000 gallons

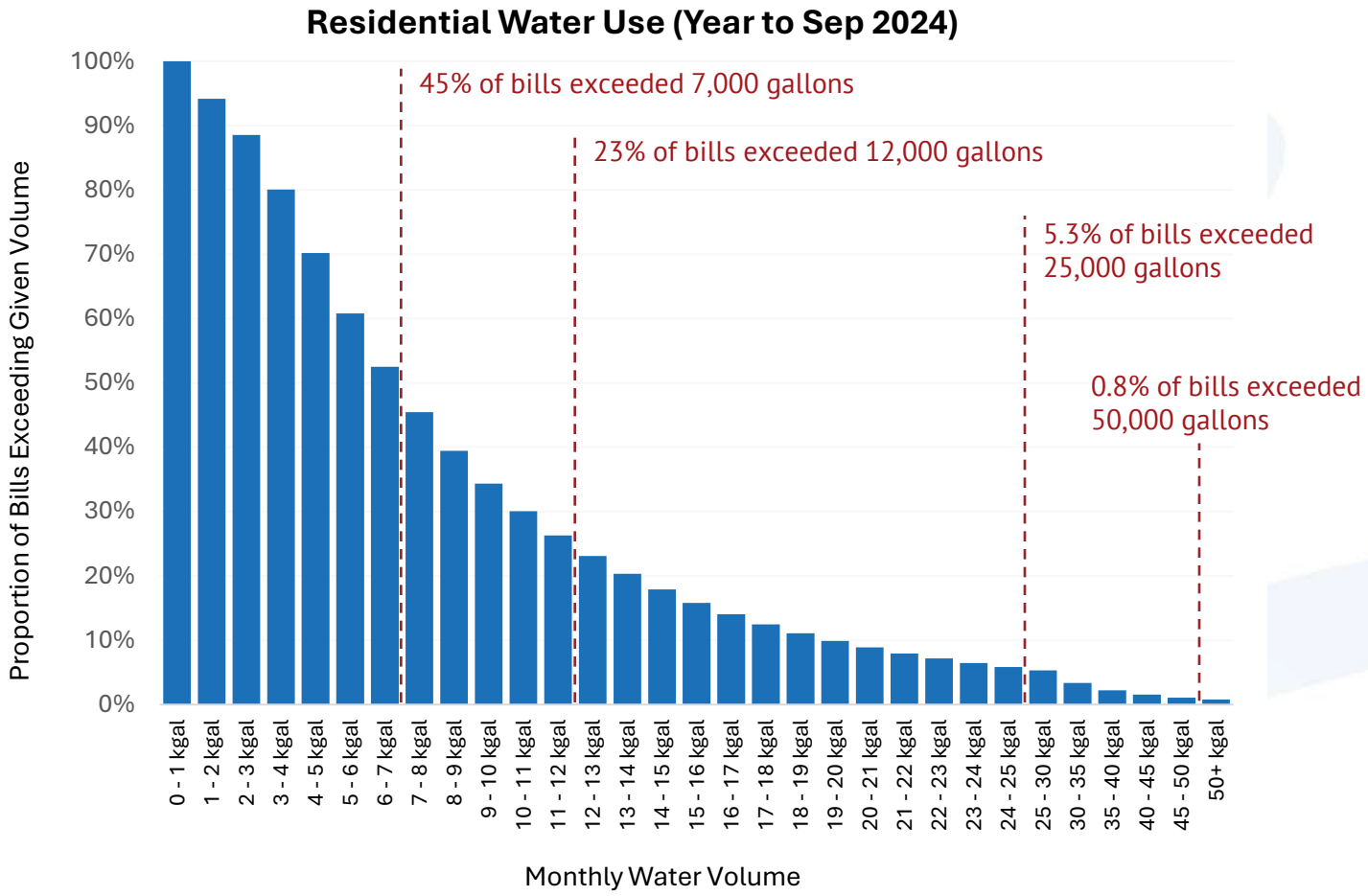

Water Revenue Projections By Type

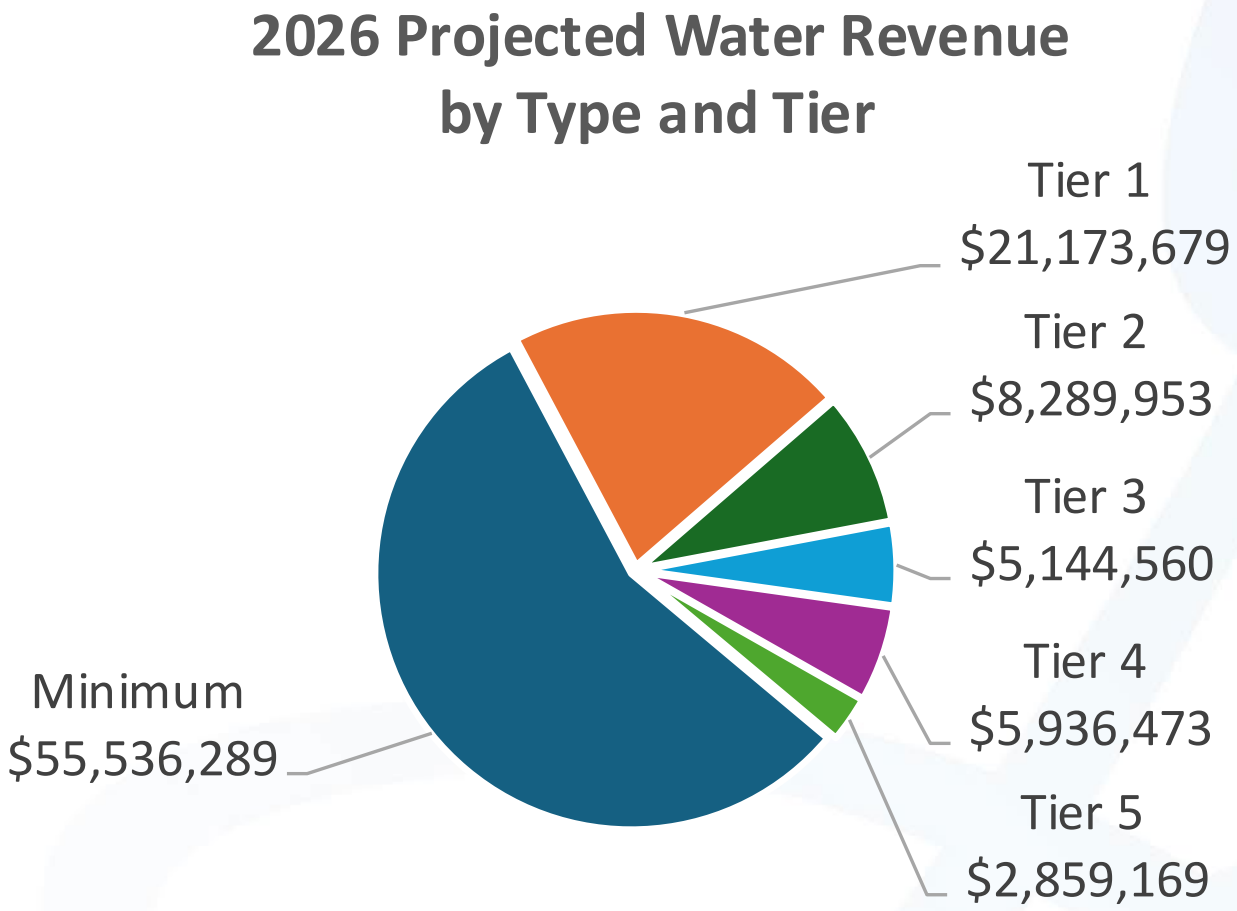

Impact on Monthly Bills (%)

- Residential customers using 12,000 gallons of water or less would see a reduction in their bills in 2030

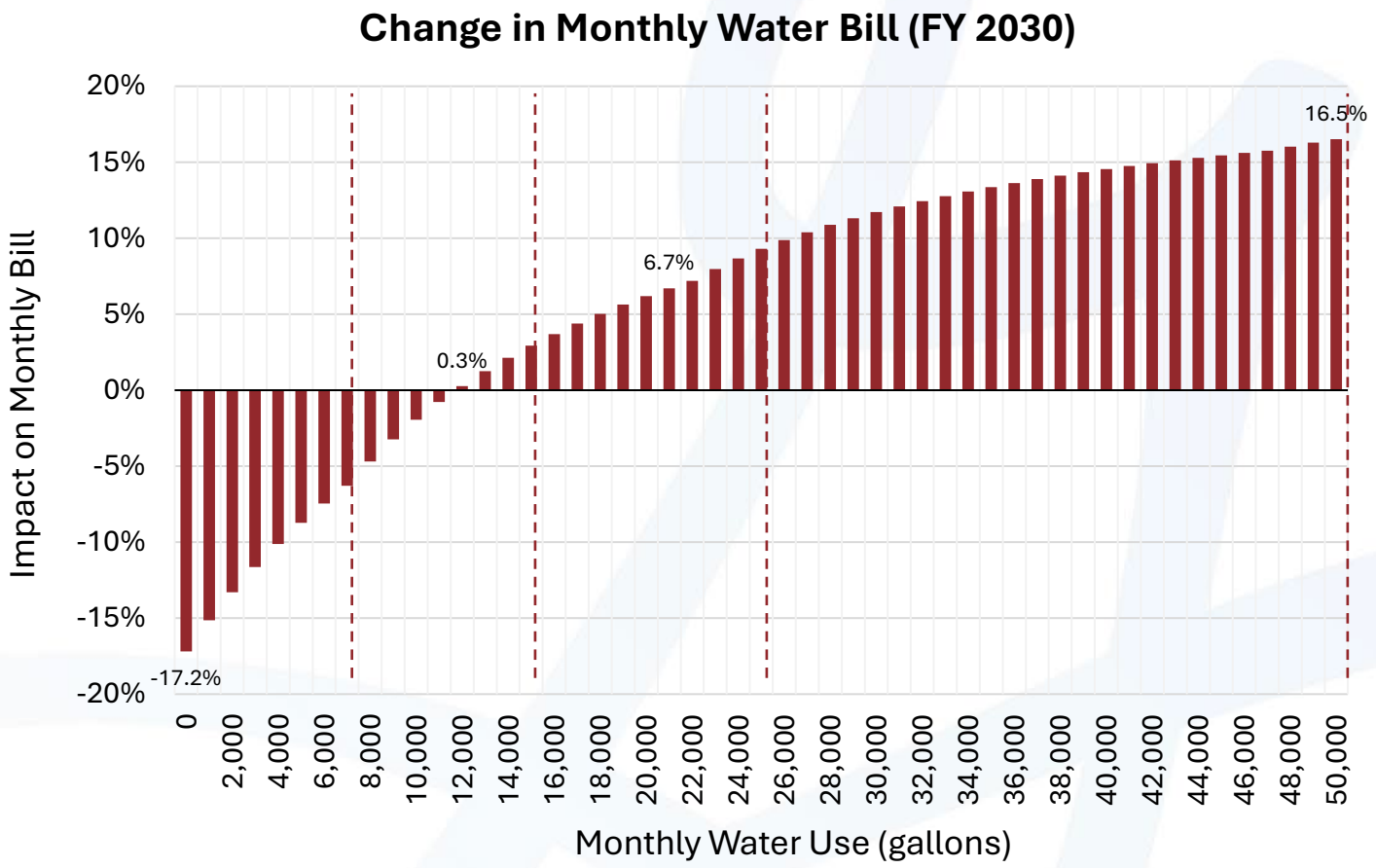

*

Please note **bills are still expected to increase over time**, and this presents a comparison of the most recent rate plan to the alternative plan with reduced minimum charge increases

Current Bill Regional Comparisons

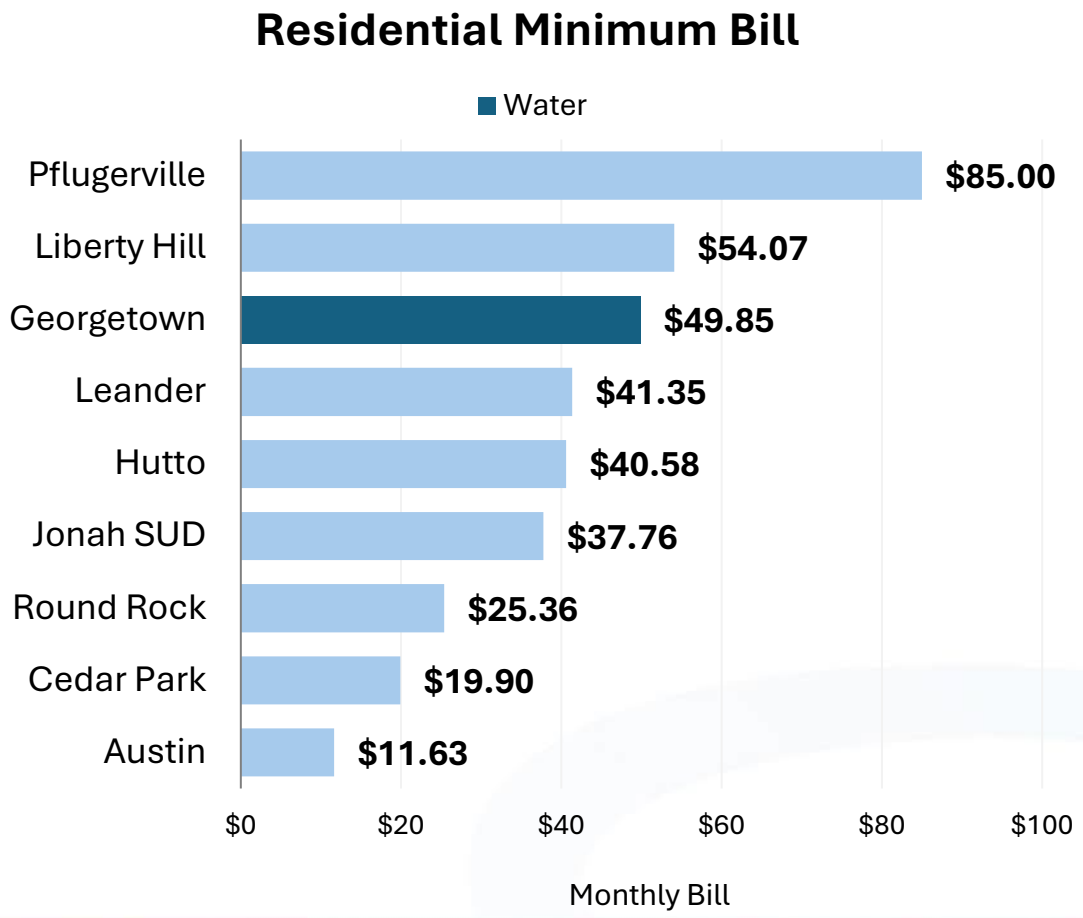

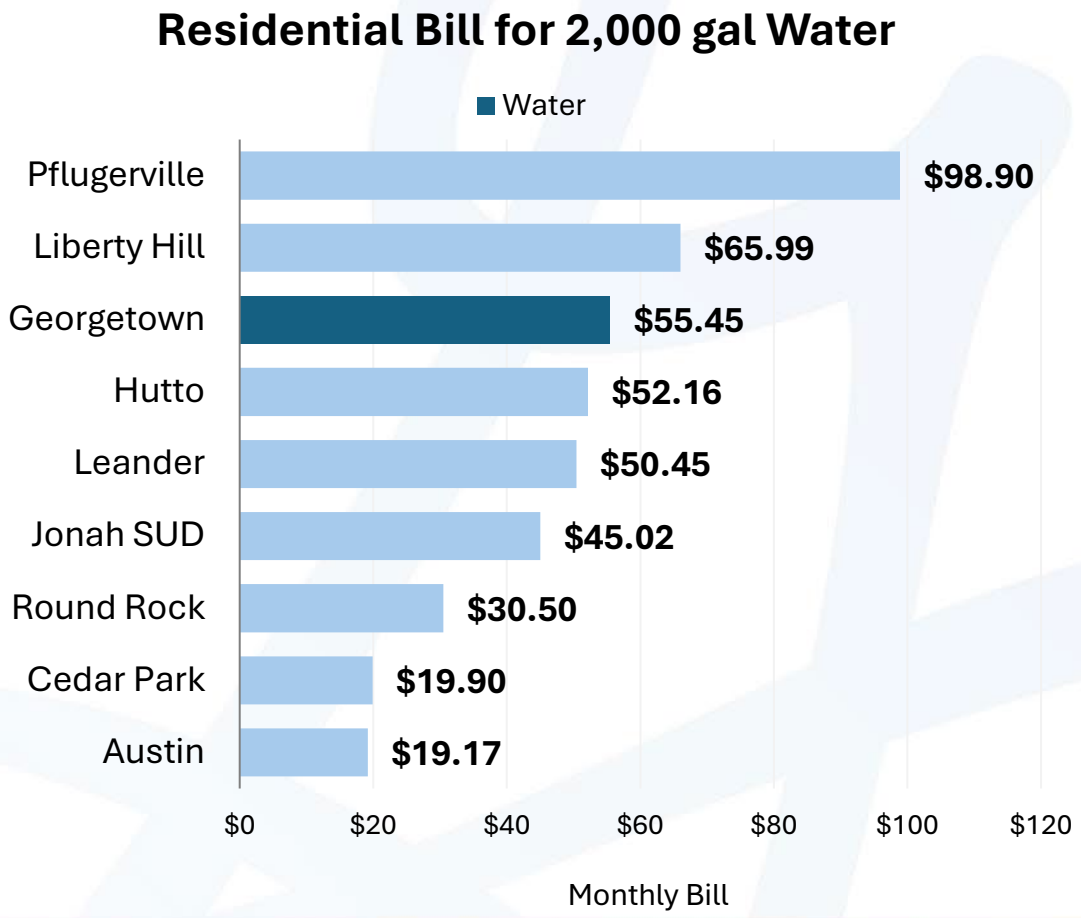

Current Bill Regional Comparisons

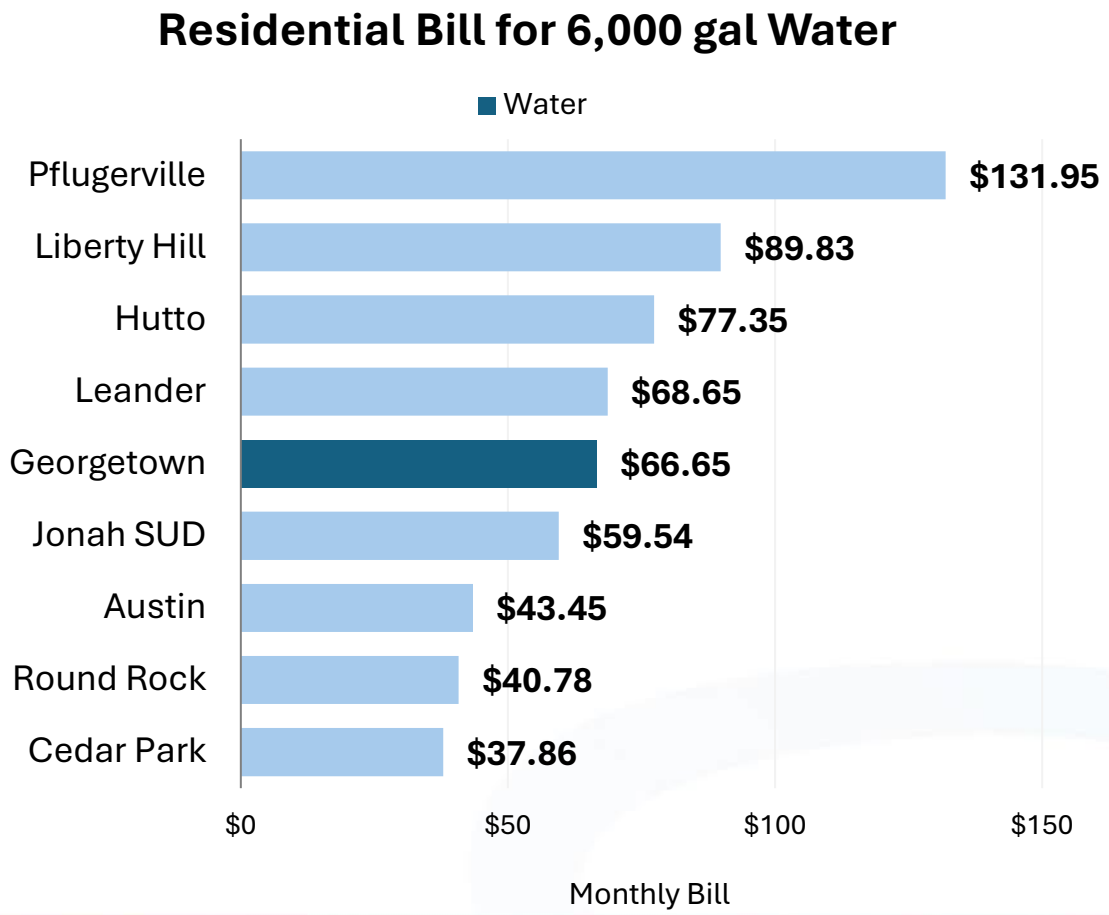

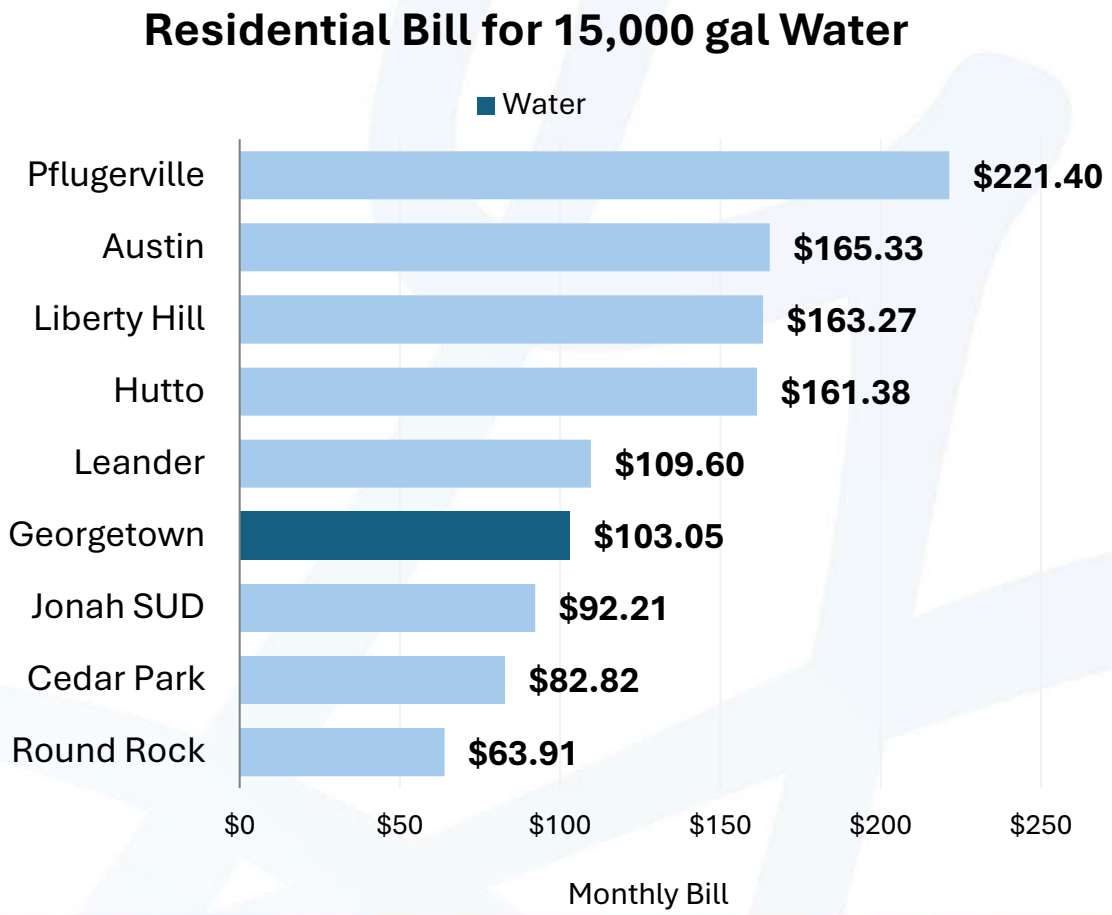

Current Bill Regional Comparisons

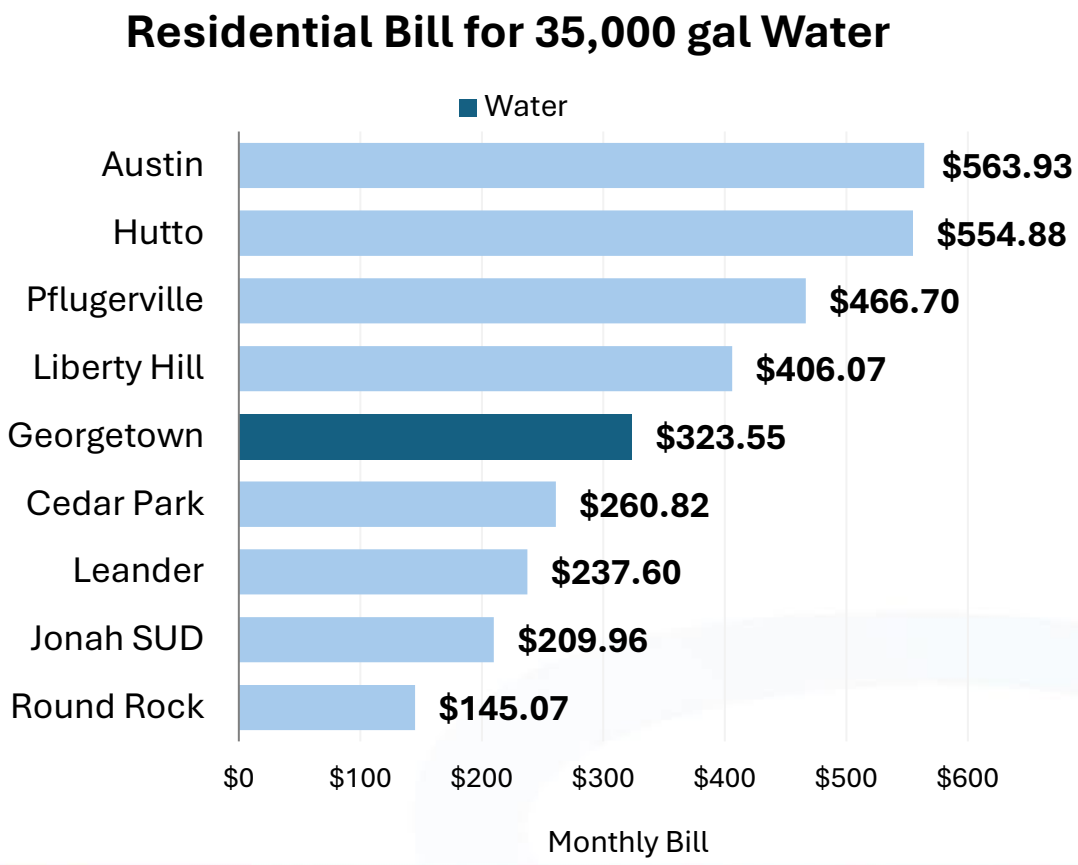

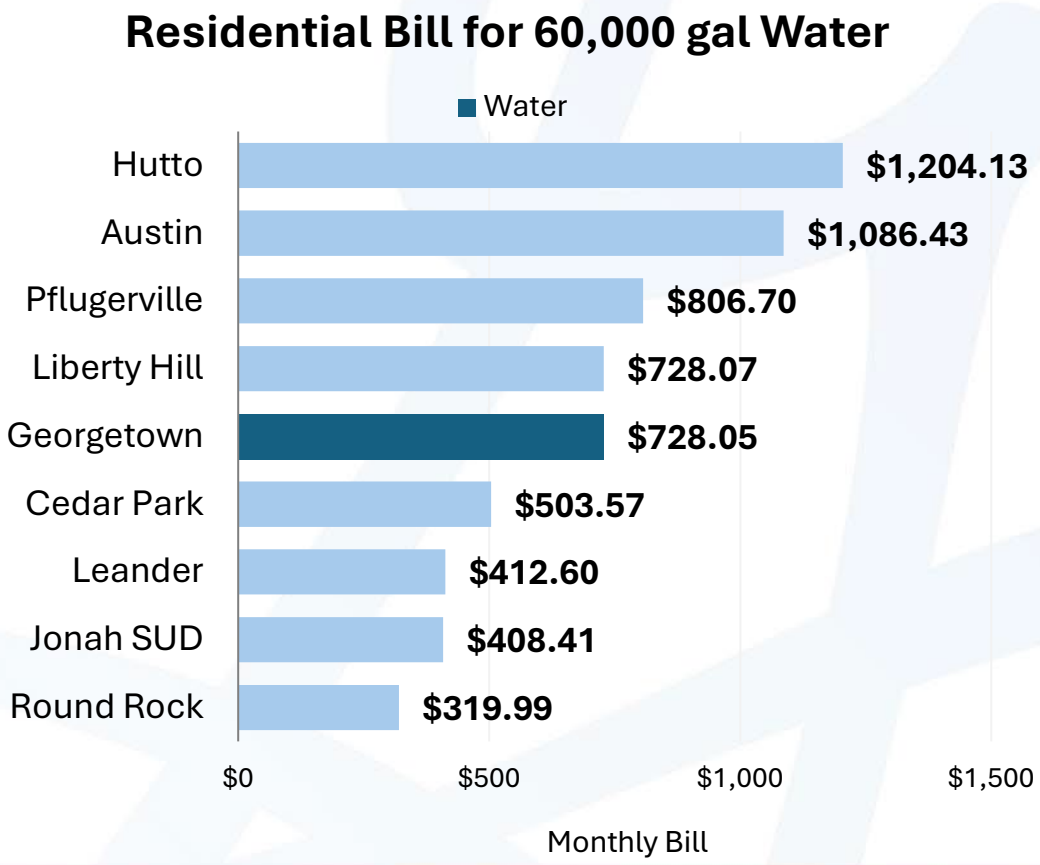

City of Georgetown, Texas
City Council
March 10, 2026

SUBJECT:
Presentation of FY2025 Audit and Financial Report

SUGGESTED ACTION:
Presentation and discussion regarding the City's annual year-end external audit and Annual Comprehensive Financial Report (ACFR) for the fiscal year ended September 30, 2025 -- Christi Rawls, Controller, and Adam McCane, Weaver

ITEM SUMMARY:
Presentation of the final Annual Comprehensive Financial Report for the Fiscal Year Ended September 30, 2025. The City's external auditor, Adam McCane, CPA, with the firm of Weaver and Tidwell, LLP will also discuss the results of the auditors' independent audit, compliance with auditing standards, testing over internal controls and fraud risk assessment.

Highlights from the Annual Financial Report:

- The City received an unmodified, or "clean," opinion on the audited financial statements
- New Fund in FY25 included the Streetlight Fund
- The overall City Net Position increased $253 million with Total Net Position now at $1.9 billion
- Investment Income grew to $48 million as a result of high interest rates
- The City showed continued growth in property tax
- Growth in sales tax collections increased 4.6%
- The City had another year of strong capital contributions for development.
- The Water fund has restricted $103.5 million in impact fees collected to pay for future plant expansion.

FINANCIAL IMPACT:
Expenses for the audit and for the ACFR report is $105,000 and is included in the Accounting Department adopted budget for FY 2026.

SUBMITTED BY:
Aaron St Pierre, Finance/Purchasing

ATTACHMENTS:
1 AFR Presentation_GGAF 2025.pdf
2 GTX Council Presentation FY25 - FINAL.pdf
3 Annual Report 101.pdf
4 City of Georgetown FY25 ACFR - FINAL.pdf

FY2025

Annual Comprehensive Financial Report

For the Year Ended September 30, 2025

City Council

March 10, 2026

Background & Terms

- ACFR or AFR - Annual Comprehensive Financial Report
- GAAP - Generally Accepted Accounting Principals
  - Rules and standards by which all financial reporting is presented and prepared
  - Not the same as budgetary accounting
- GASB - Governmental Accounting Standards Board
  - The oversight body for accounting standards for governmental entities

Independent Audit

- Performed by outside independent audit firm
- Firm is selected by Council
- Provides assurances of accurate reporting and financial integrity
- Conducted in accordance with Government Auditing Standards
- Ensures the City complies with internal policies
- Ensures the City complies with external requirements

Contents of the AFR:

- Introductory Section
- Independent Audit Report
- Management Discussion & Analysis (MD&A)
- Financial Sections
- Notes to the Financials
- Statistical Section

Summary Statement of Net Position

This statement is similar to a Balance Sheet in the private sector

- Current and other assets increased $94 million resulting from increased cash from bond proceeds and receivables
- Capital assets increased $335 million
  - $216 million resulting from projects in process (WIP)
- Increase in liabilities resulting from an increase in Other Post-employment Benefits (OPEB), Net Pension Liability, Arbitrage Liability and Bond issuance

Amounts reflected in Thousands	Total Primary Government	
	2025	**2024**
Current and other assets	$ 1,200,360	$ 1,106,788
Capital assets	2,063,542	1,728,257
Total assets	**$ 3,263,902**	**$ 2,835,045**
Deferred outflows of resources	20,952	$ 22,006
Total assets and deferred outflows	**$ 3,284,854**	**$ 2,857,051**
Long-term liabilities	1,246,480	$ 1,084,826
Other liabilities	111,453	105,140
Total liabilities	**$ 1,357,933**	**$ 1,189,966**
Deferred inflows of resources	11,745	5,261
Net position:		
Net Investment in capital assets	$ 1,453,328	$ 1,295,719
Restricted	149,269	92,290
Unrestricted	312,580	273,820
Total net position	**$ 1,915,177**	**$ 1,661,829**

Summary Statement of Activities

This statement is similar to an Income Statement in the private sector

Governmental revenue:

- 4.6% increase in Sales Tax revenue
- Increases in property taxes
- Interest Income

Business-type Activities revenue:

- Increase in Charges for services due to water/sewer rate increases, customer growth and Electric's new Very Large Load customers

Governmental expenses:

- Increased by $11 million due to new positions, pay increases, and increased capital project spending for parks, roads, and public safety

Business-type Expenses:

- Increased due to customer growth, pay increases, new positions, and water debt service for capital projects

Amounts reflected in millions

	Total Primary Government	
	2025	**2024**
Revenues:		
Governmental	$ 231,276	$ 214,440
Business-Type	455,649	376,797
Total Revenues	**$ 686,925**	**$ 591,237**
Expenses:		
Governmental	176,602	165,539
Business-Type	256,975	231,052
Total Expenses	**$ 433,577**	**$ 396,591**
Change in net position	253,348	194,646
Net Position - Beginning	1,661,828	1,468,632
Change in accounting	0	(1,450)
Net Position - Ending	**$ 1,915,176**	**$ 1,661,828**

2025 Highlights

- Property tax collections $62.6 million, 3% over prior year
- Sales tax collections $52.8 million total, 4.5% over prior year
- Franchise tax collections $9.7 million, 15% increase over prior year
- Investment Income $48 million
  - Staff continues monitoring increased arbitrage liability; increased by $4.5 million in FY25; mostly in the Water fund
- $9.4 million from reimbursement from Chisholm Trail Foundation for improvements to Garey Park
- Utility Fleet assets transferred to the utility fund balance sheets to benefit from depreciation; Fleet fund will still manage acquisition, maintenance and replacement
- Electric sales revenues 8% increase due to organic growth and Very Large C&I customer load; Water/Sewer sales revenues 30% increase due to expanded irrigation schedule, organic growth and rate increases to support the capital program and new water supply

Comments from External Auditor

- Adam McCane, CPA
- Weaver and Tidwell, LLP

Questions

Annual Comprehensive Financial Report as of September 30, 2025

- Will be available on the City Website

weaver

Assurance • Tax • Advisory

City of Georgetown

Communication with City Council

For the Year Ended September 30, 2025

Today's Presenters

Adam McCane, CPA

Partner, Assurance Services

- Your relationship partner
- 20+ years of experience
- Practice emphasis in auditing and consulting for cities, counties, and school districts

Brandon Tran, CPA

Senior Manager, Assurance Services

- Your audit manager
- 10+ years of experience
- Practice emphasis in auditing and consulting for cities, counties and school districts

Audit Process

weaver
Assurance • Tax • Advisory

AUDIT STANDARDS

- Performed the audit in accordance with:
  - *Generally Accepted Auditing Standards* (GAAS)
  - *Generally Accepted Government Auditing Standards* (GAGAS)

SINGLE AUDIT

- Performed the single audit of federal awards in accordance with the *Uniform Administrative Requirements, Cost Principles, and Audit Requirements for Federal Awards* (Uniform Guidance)
- Major Program: ALN 21.027 Coronavirus State and Local Fiscal Recovery Funds

COMPLIANCE

- Performed tests of the City's compliance with certain provisions of laws, regulations, contracts and grant agreements, including items such as compliance with:
  - Public Funds Investment Act (PFIA)

Audit Timeline

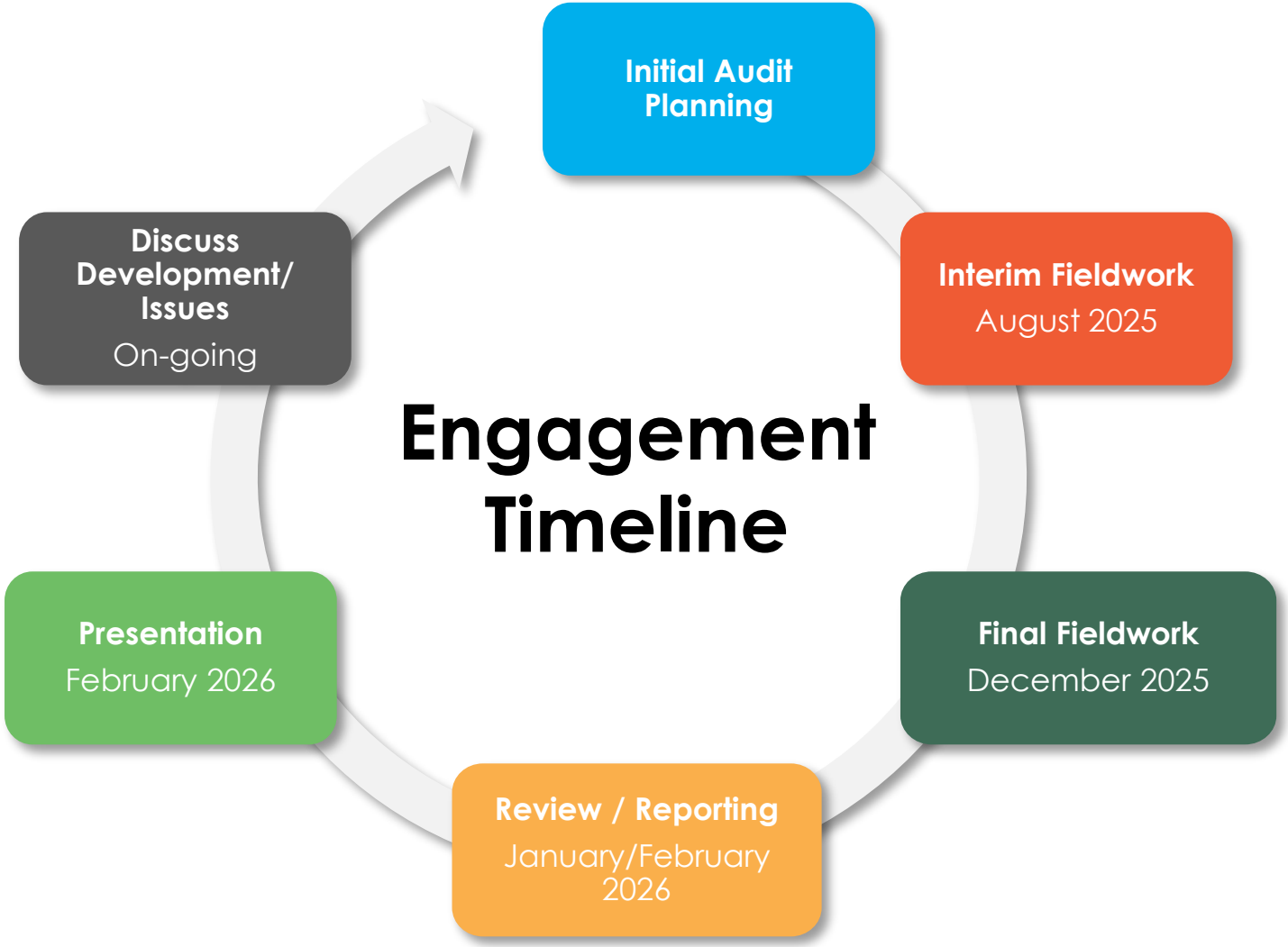

Auditor Communications

for the year ended September 30, 2025

Overview

weaver
Assurance • Tax • Advisory

SIGNIFICANT CHANGES TO OUR PLANNED AUDIT STRATEGY

- There were no changes to our planned audit approach from those communicated to you during interim.

RESULTS OF WORK PERFORMED

- There were no material misstatements identified by audit procedures and corrected by management.
- There are no material weaknesses or significant deficiencies in internal control over financial reporting.
- There are no independence matters to report.

OUR AUDIT REPORT

- We have issued our unmodified audit report on the financial statements. A copy of our report has been provided to you.
- We issued the Independent Auditor's Report on Internal Control over Financial Reporting and on Compliance and Other Matters Based on an Audit of Financial Statements Performed in Accordance with *Government Auditing Standards* with no findings noted.
- We issued the Independent Auditor's Report on Compliance for Each Major Program and on Internal Control Over Compliance Required by Uniform Guidance with an unmodified opinion and no findings noted.

OTHER MATTERS

- None

Significant Risks

The following significant risks were identified during the performance of our risk assessment procedures:

SIGNIFICANT RISK IDENTIFIED	RELATED ASSERTIONS	RESULTS OF WORK PERFORMED
Management Override of Controls *(Note: This is a presumed risk on all audit engagements.)*	Pervasive	No audit findings noted.
Risk of Fraud in Revenue Recognition – Property Tax Revenue	EO, AV	No audit findings noted.
Risk of Movement of Expenses – Budget Compliance	UC	No audit findings noted.

Response to Identified Risks

weaver
Assurance • Tax • Advisory

The following additional procedures were performed in response to identified risks during the performance of our risk assessment procedures:

RISKS	PROCEDURES & RESULTS OF WORK PERFORMED
Expenditures and related liabilities, including payroll, capital projects, and general disbursements	Procedures including control testing, detail testing of specific transactions and vouching to source documents, analytical procedures, and budget analysis were performed. No audit findings noted.
Revenue and related receivables, including utility revenues, taxes, charges for services, and grant revenues	Procedures including detail testing of specific transactions and vouching to source documents and analytical procedures were performed. No audit findings noted.
Cash and investments	Confirmation with third parties and detail testing of account reconciliations were performed. No audit findings noted.
Long-term debt	Confirmation with third parties and detail testing of account reconciliations were performed. No audit findings noted.

Required Communications

REQUIRED COMMUNICATIONS	COMMENTS
Significant Accounting Policies	A summary of the significant accounting policies adopted by the City is included in Note 1 to the financial statements. There have been no initial selection of accounting policies and no changes in significant accounting policies or their application during the year. No matters have come to our attention that would require us, under professional standards, to inform you about (1) the methods used to account for significant unusual transactions and (2) the effect of significant accounting policies in controversial or emerging areas for which there is a lack of authoritative guidance or consensus.
Significant Accounting Estimates	Management's accounting estimates include: • Allowance for uncollectible receivables - property taxes, utilities, and other • Compensated absences • Pension and OPEB liabilities • Self-Insurance liabilities None of these were deemed significant.

Required Communications

REQUIRED COMMUNICATIONS	COMMENTS
Financial Statement Disclosures	The most sensitive disclosures affecting the City's financial statements relate to: debt, regulatory asset, and commitments and contingencies.
Significant Unusual Transactions	No significant unusual transactions were identified during the course of the audit.
Identified or Suspected Fraud	No identified or suspected fraud noted.
Significant Difficulties Encountered during the Audit	We encountered no significant difficulties in dealing with management relating to the performance of the audit.
Disagreements with Management	No such disagreements arose during the course of the audit.

Required Communications

REQUIRED COMMUNICATIONS	COMMENTS
Representations Requested from Management	We requested certain written representations from management in the form of a letter addressed to Weaver and Tidwell, L.L.P.
Adoption of New Accounting Principles	There were no new GASB pronouncements implemented in 2025 that had an impact on the City's financial statements. The City previously adopted GASB101 during fiscal year 2024.
Management's Consultations with Other Accountants	Management informed us that, and to our knowledge, there were no consultations with other accountants regarding auditing and accounting matters.
Other Significant Matters, Findings, or Issues	We encountered no other matters that require communication at this time.
Audit adjustments and Passed adjustments	Professional standards require us to accumulate all known and likely misstatements identified during the audit, other than those that are trivial, and communicate them to the appropriate level of management. • No material uncorrected or corrected misstatements identified, either individually or in the aggregate.

We have enjoyed working with you as your external auditor and express our appreciation to the finance department for all their support!

A Guide to Understanding Annual Comprehensive Financial Reports

What does it report?

The Annual Comprehensive Financial Report (The Report) is the City's set of financial statements that comply with the accounting requirements established by the Governmental Accounting Standards Board (GASB). It must be audited by an independent auditor using generally accepted government auditing standards.

How is The Report different from a regular financial report, our quarterly reports or our budget?

A regular annual report typically presents only basic financial statements about the government. An Annual Comprehensive Financial Report presents a wider variety of important information intended to help the reader properly understand the basic statements, such as note disclosures and statistical or trend information.

The budget is a **plan** for a future fiscal period, typically a year, primarily showing how revenues are allocated towards Council priorities. The expenses show staffing, operational and capital resources needed to implement existing and new programs. The Report contains the **actual results** of the prior year's financial activities.

Quarterly reports present the City's position at a point in time and they generally review our progress in meeting budget estimates during the year.

Who sets the rules for the Report?

The Governmental Accounting Standards Board (GASB) sets the standards governing the content of the Report. GASB is an arm of the Financial Accounting Foundation, which also administers the Financial Accounting Standards Board that establishes accounting standards for private companies.

When developing proposals for new standards, GASB **solicits feedback** from the governmental accounting community through a variety of avenues, including public hearings, public forums, task forces and focus groups. The primary feedback mechanism, however, is a request for written comments from GASB, which anyone can submit.

How do I read The Report?

The Report consists of three sections: Introductory, Financial and Statistical.

The Introductory section orients and guides the reader through the report. The Financial section presents the entity's basic financial statements as well as notes to the statements and the independent auditors' report. The Statistical section provides

additional financial and statistical data, including data about financial trends that may better inform the reader about the government's activities.

How can a layperson quickly find the most useful items about the City's financial report?

Generally speaking, a reader can find the "high points" by reading through the Management Discussion and Analysis (MD&A) in the financial section. The MD&A describes the previous year's results and key factors influencing them; shows the entity's current financial condition; and provides an overview of likely future prospects.

How do you analyze the numbers?

There are various peculiarities to local government that affect accounting, such as lack of profit motive, taxation and regulation, diverse operating units with diverse goals, and the nature of fixed assets in the public sector.

From a technical standpoint, budget performance, liquidity, reserves and debt/liabilities are criteria that are used by the analysts who rate our municipal tax-supported bonds for credit worthiness. For utility revenue bonds, criteria include the utility's operational performance and ability to meet its debt payments, its overall debt and liquidity/reserves. Trend data, located in the statistical section, helps the reader understand changes over time.

From a layperson or management standpoint, the following questions may be asked:

1. ***Are we better off or worse off than last year?***
2. ***What are the biggest financial risks to the City?***
3. ***Are we maintaining our biggest assets/infrastructure?***
4. ***Are we considering the future?***
5. ***Have we complied with all of our external and internal requirements?***
6. ***Is the story complete?***

From City management, here is our quick takeaway view of the Fiscal Year ending September 30, 2025.

1. ***Are we better off or worse off than last year?***
    a. We are experiencing increases in investment revenue due to increased interest rates. Growth in residential population continues, although not as rapidly as the previous few years.
    b. The City's net position (similar to equity on a balance sheet) has increased to $1.9 billion, an increase of $253 million over FY24.
    c. Overall position has increased due to strong infrastructure investments, both by the City and assets contributed by developers.
    d. Overall budget performance in the City's General Fund – The General Fund continued to see growth in sales taxes, property taxes, and investment

revenue. Total expenditures were less than budget due to vacancies, delays in one-time programs and equipment, and savings across spend categories.

2. ***What are our biggest risks from a financial standpoint?***
    a. The City's electric utility has financial and market risks associated with the Energy Portfolio. The City's risk and portfolio management practices mitigate the risks effectively and support the overall financial performance of the electric utility. The performance of the City's Electric Fund improved, with a positive change in net position of $33.5M to a total of $198M.
    b. The City's Water Fund continues to experience strong growth and financial performance. Growth continues to increase demand for treated water continues investing in water and wastewater infrastructure. The City continues to actively negotiate contracts for additional raw water sources. The City restricted $103M this year for future plant expansions.
    c. In high growth communities, it is common to finance the demand for infrastructure through debt to ensure the taxpayers and ratepayers who will benefit from the infrastructure will contribute to the payment for the investment. The City's coverage ratios are strong in the combined utility fund and its assessed valuation continues to grow. The net bonded debt per capita has increased from $4,323 in 2016 to $10,072 in 2025.
    d. The City has a strong reliance upon sales tax for general services such as streets, parks and public safety. The concentration of those taxpayers by industry is in the statistical section.
    e. ZT Systems, a new economic development company and electric very large load customer, is now the largest property tax payer.
3. ***Are we maintaining our biggest assets/infrastructure?***
    a. The Report measures financial activity. Historical costs of construction that are reflected in the financial statements may not be a good indication of future costs of replacement. To better assess maintenance of one of the largest asset classes, the Council adopted a "Pavement Condition Index" for street maintenance and has committed to setting aside maintenance funds to maintain the street network at an average of "85" or better, which is considered a good rating of condition. The City also regularly assesses other facility conditions, such as fire stations, the library and the recreation center to determine necessary upgrades for HVAC, accessibility and other areas for improvement and considers capital maintenance proposals during the budget development process. The master planning processes for various City activities also review the need for infrastructure maintenance and inform the 5-year capital budget forecasts.
    b. Citizens continue to approve a dedicated ¼ cent of sales tax that is dedicated to street maintenance, which generates around $7 million each year.
4. ***Are we paying attention to the future?***
    a. We should be diligent in meeting our current obligations and not delaying current obligations to future generations to pay. The City's pension obligations are an important component. The City is one of 930 entities that

contributes to the Texas Municipal Retirement System for a hybrid defined benefit plan for its employees. The fiscal year end for TMRS is December, therefore the City's net pension liability is measured as of 12/31/24. The plan fiduciary net position as a percentage of total pension liability is 88.7%. Trend information is located at the end of the notes section in "Required Supplemental Information".

b. We match our debt payments with the useful life of the asset being purchased by debt. For example, a fire truck is debt funded, but is amortized over 10 years, while a water treatment plan is amortized over 30 years. This matches our maintenance and replacement cycle to the payment schedules.

5. Have we complied with our internal and external requirements?

a. Demonstrating compliance takes several forms, including reviewing the budget compliance in the supplementary individual fund financial statements as well as the auditors reports in the financial and compliance sections. The audit opinion is "unmodified", which means no material weaknesses, deficiencies or noncompliance material to the financial statements are noted. The City had no finding.

b. The Report is a public document and is used to comply with bond covenants and associated Securities and Exchange Commission reporting.

c. It is important to note that auditors do not review every transaction of the City, nor do they give an opinion on the financial strength of the City. They are reporting that the financial statements are free of material misstatement.

6. Is the story complete?

a. There are various significant commitments that are noted in the financial statements, such as the City's wholesale power agreements, its water contracts, special financing agreements, and economic development agreements. Reading the notes provides context for the numbers.

b. Master plans, capital improvement plans and budgets are important documents that are forward looking, in contrast with the Report, which reports after the fact. These documents should be reviewed to understand the City's plans for the future, as well as viewing the Report.

FY2025

Annual Comprehensive Financial Report

For the Year Ended September 30, 2025

GEORGETOWN
TEXAS

THIS PAGE INTENTIONALLY LEFT BLANK.

GEORGETOWN
TEXAS
more than welcome

City of Georgetown, Texas

Annual Comprehensive Financial Report
For the Fiscal Year Ended September 30, 2025

Prepared by:

Division of Finance and Administration
Christi Rawls, Controller
Dana Card, Accounting Manager

THIS PAGE INTENTIONALLY LEFT BLANK.

GEORGETOWN
TEXAS
more than welcome

City of Georgetown, Texas
Annual Comprehensive Financial Report
For the Fiscal Year Ended September 30, 2025
Table of Contents – Continued

Page

Introductory Section (Unaudited)
Letter of Transmittal vii
GFOA Certificate of Achievement xviii
Organizational Chart xix
Elected Officials and Administrative Officers xx

Financial Section
Independent Auditor's Report 3
Management's Discussion and Analysis of Financial Condition and Results of Operations 7

Basic Financial Statements
Government-Wide Financial Statements
Statement of Net Position 20
Statement of Activities 21
Fund Financial Statements
Balance Sheet – Governmental Funds 24
Reconciliation of the Governmental Funds Balance Sheet to the Statement of Net Position 25
Statement of Revenues, Expenditures, and Changes in Fund Balance – Governmental Funds 26
Reconciliation of the Governmental Funds Statement of Revenues, Expenditures and Changes in Fund Balance to the Statement of Activities 27
Statement of Revenues, Expenditures, and Changes in Fund Balance – Budget and Actual – General Fund 29
Statement of Net Position – Proprietary Funds 30
Statement of Revenues, Expenses, and Changes in Fund Net Position – Proprietary Funds 32
Statement of Cash Flows – Proprietary Funds 33
Statement of Fiduciary Net Position – Custodial Fund 34
Statement of Changes in Fiduciary Net Position – Custodial Fund 35
Notes to the Financial Statements 39

Required Supplementary Information
Texas Municipal Retirement System Schedules and Ratios 88
Other Post-Employment Benefits Schedules and Ratios 91

Combining and Individual Fund Financial Statements and Schedules
Combining Financial Statements – Nonmajor Governmental Funds 94
Combining Balance Sheet 98
Combining Statement of Revenues, Expenditures, and Changes in Fund Balance 100
Schedules of Revenues and Expenditures (Budget Basis) – Budget and Actual (Non-GAAP) – Reconciled to GAAP Basis
American Rescue Plan 102
Council Discretionary 103
Conservation 104
Court Fees 105
Development 106
Fire 107

Page

Combining and Individual Fund Financial Statements and Schedules (continued)
Library Restricted 108
Parks 109
PEG Fees 110
Police 111
Public Improvement Districts 112
Sidewalks 113
Street Sales Tax 114
Streetlight 115
Tax Increment Reinvestment Zones 116
Tourism 117

Supplementary Individual Fund Financial Statements and Schedules – Major Governmental Funds
General Fund
Schedule of Revenues and Expenditures (Budget Basis) – Budget and Actual (Non-GAAP) – Reconciled to GAAP Basis 120
Georgetown Transportation Enhancement Corporation (GTEC)
Schedule of Revenues and Expenditures (Budget Basis) – Budget and Actual (Non-GAAP) – Reconciled to GAAP Basis 123
Debt Service Fund
Schedule of Revenues and Expenditures (Budget Basis) – Budget and Actual (Non-GAAP) – Reconciled to GAAP Basis 124
General Capital Projects Fund
Schedule of Revenues and Expenditures (Budget Basis) – Budget and Actual (Non-GAAP) – Reconciled to GAAP Basis 125

Combining Financial Statements - Nonmajor Proprietary Funds
Enterprise Funds
Combining Statement of Net Position 129
Combining Statement of Revenues, Expenses, and Changes in Fund Net Position 130
Combining Statement of Cash Flows 131
Internal Service Funds
Combining Statement of Net Position 132
Combining Statement of Revenues, Expenses, and Changes in Fund Net Position 133
Combining Statement of Cash Flows 134

Statistical Section (Unaudited)
Net Position by Component 138
Changes in Net Position 140
Fund Balances of Governmental Funds 144
Changes in Fund Balances of Governmental Funds 146
Property Tax Rates, Levies and Collections 148
Assessed and Estimated Actual Value of Taxable Property 150
Property Tax Rates – Direct and Overlapping Governments 152
Principal Property Taxpayers 153
Taxable Sales by Category 154
Direct and Overlapping Sales Tax Rates 156
Sales Tax Revenue Payers by Industry 157
Ratios of Outstanding Debt by Type 158

Ratios of Net General Obligation Bonded Debt to Assessed Value and Net General Obligation Bonded Debt per Capita 160
Computation of Direct and Estimated Overlapping Bonded Debt 162
Computation of Legal Debt Margin 164
Revenue Bond Coverage – Utility Funds 166
Utility System Condensed Statement of Operations 168
Utility System Condensed Statement of System Equity 170
Demographic and Economic Statistics 172
Principal Employers 173
Full Time Equivalent City Government Employees by Function 174
Operating Indicators by Functions 176
Capital Assets by Functions 178
Ten Largest Electric Customers 180
Water Usage (Gallons) 181
Ten Largest Water Customers 182
Daily Flow (Wastewater Treatment) 183
Ten Largest Wastewater Customers 184
Valuation, Exemptions and Ad Valorem Tax Debt 185
Taxable Assessed Valuations by Category 186
Authorized but Unissued General Obligation Bonds 188
General Fund Revenues and Expenditure History 190
Municipal Sales Tax History 192
Monthly and Volumetric Water Rates 193
Monthly Wastewater Rates 194
Monthly Electric Rates 195

Compliance Section

Independent Auditor's Report on Internal Control over Financial Reporting and on Compliance and Other Matters Based on an Audit of Financial Statements Performed in Accordance with *Government Auditing Standards* 199
Independent Auditor's Report on Compliance for Each Major Federal Program and Report on Internal Control over Compliance Required by the Uniform Guidance 201
Schedule of Expenditures of Federal Awards 204
Notes to the Schedule of Expenditures of Federal Awards 205
Schedule of Findings and Questioned Costs 206

THIS PAGE INTENTIONALLY LEFT BLANK.

GEORGETOWN
TEXAS
more than welcome

Introductory Section

THIS PAGE INTENTIONALLY LEFT BLANK.

GEORGETOWN
TEXAS
more than welcome

February 27, 2026

Honorable Mayor and City Council,
City Manager and Residents of Georgetown, Texas:

The annual comprehensive financial report of the City of Georgetown, Texas (the City) for the year ended September 30, 2025, is hereby submitted. The financial statements are presented in conformity with accounting principles generally accepted in the United States of America as set forth by the Governmental Accounting Standards Board (GASB) and have been audited by independent auditors in accordance with generally accepted auditing standards.

Management Responsibility for Financial Information. The City's Finance Division has prepared the report and is responsible for both the accuracy of the data and the completeness and fairness of the presentation, including all disclosures. To the best of our knowledge and belief, the enclosed data is complete and reliable in all material respects. All disclosures necessary to enable the reader to gain an understanding of the City's financial activities have been included.

The Reporting Entity. This report includes all the funds of the City, as well as the City's discretely presented component unit, the Georgetown Economic Development Corporation (GEDCO), its Texas 4A economic development corporation. The City provides a full range of services, which include police and fire protection; construction and maintenance of streets and other infrastructure; recreational activities and cultural events. In addition to general government activities, the City also provides electric, wastewater, water, stormwater drainage, solid waste and airport services which are included in the reporting entity. In addition, the City is financially accountable for Georgetown Transportation Enhancement Corporation (GTEC), a Texas 4B economic development corporation, which funds transportation projects that enhance economic development within the City. GTEC is presented as a blended component unit within the reporting entity.

Management Discussion and Analysis. Generally accepted accounting principles (GAAP) require management to provide a narrative introduction, overview, and analysis to accompany the basic financial statements in the form of Management's Discussion and Analysis (MD&A). This letter of transmittal is designed to complement the MD&A and should be read in conjunction with it. The City's MD&A can be found immediately following the independent auditors' report located at the front of the financial section of this report.

DESCRIPTION OF THE CITY

Georgetown is a Home Rule Charter City and operates under a Council-Manager form of government. A mayor, elected at-large, and seven council members elected from single-member districts serve staggered, three-year terms. Georgetown is located on Interstate 35, the major corridor between Dallas and San Antonio, at the intersection of State Highway 130. Georgetown was founded in 1848 with a strong agricultural base, in the heart of Williamson County, 26 miles north of Austin. Georgetown serves as the county seat of Williamson County.

Georgetown's city limits are comprised of 60.11 square miles, with an extra-territorial jurisdiction (ETJ) extending to 121.42 square miles. Today, the estimated population of Georgetown is 100,638 within the city limits, compared to 67,176 in 2020, with annual growth of more than 10%. This represents a nearly 50% increase in population since 2020, with significant growth occurring in 2022 and 2023. During each of these years, Georgetown was designated the fastest growing City in the nation for Cities with a population over 20,000 by the U.S. Census Bureau. That population estimate increases to over 120,000 inclusive of extra-territorial jurisdiction (ETJ) residents.

Georgetown's economic development initiatives to diversify the tax base, expand retail, and create jobs have been balanced with a focus on maintaining the community's unique character and quality of life. The 2023 Georgetown Resident Satisfaction Survey indicated that 94% of residents said the overall quality of life in Georgetown was good or excellent and 70% said for city taxes paid, the value of city services was good or excellent.

The downtown commercial district, known as "The Most Beautiful Square in Texas," continues to expand its arts, culture, dining, and entertainment venues. Award-winning parks, extensive river trail systems along the North and South San Gabriel Rivers, and scenic Lake Georgetown combined with the low crime rate make Georgetown an attractive place to live and work.

Southern Living magazine named Georgetown the "Best City to Live in the South" in 2018 and featured Georgetown in the "15 Affordable Small Towns We Love" list in 2022. Georgetown is also a well-managed city as evidenced by receiving the 2024 Community of the Year Award from the Texas Chapter of the American Planning Association. Additionally, S&P upgraded Georgetown's tax supported debt rating from AA+ to AAA in 2024 and upgraded the City's combined water and electric utility revenue bond rating from A+/positive to AA-/stable in 2025.

Georgetown is also home to Southwestern University, which continues to receive national recognition as a liberal arts institution. The University has been named to Kiplinger's list of the 100 best values in liberal arts colleges and has been noted as one of 'America's Best Value Colleges' by the *Princeton Review*. With an average enrollment of 1500 students and 442 employees, the University provides substantial economic and cultural contributions to Georgetown.

GEORGETOWN'S ECONOMIC OUTLOOK AND FINANCIAL CONDITIONS

Economic Outlook. Georgetown's economy continued to grow during 2025, mirroring the strong development in the Austin metro region in recent years. Sales tax revenue receipts totaled $56.3M in 2025. An increase of 4.6% or $2.6 million reflects a more moderate pace than 2024 sales tax growth. Total sales tax revenues are up more than 10% over the last four years, and sales tax trends in Georgetown demonstrate strong growth in the local economy since 2015 (see chart).

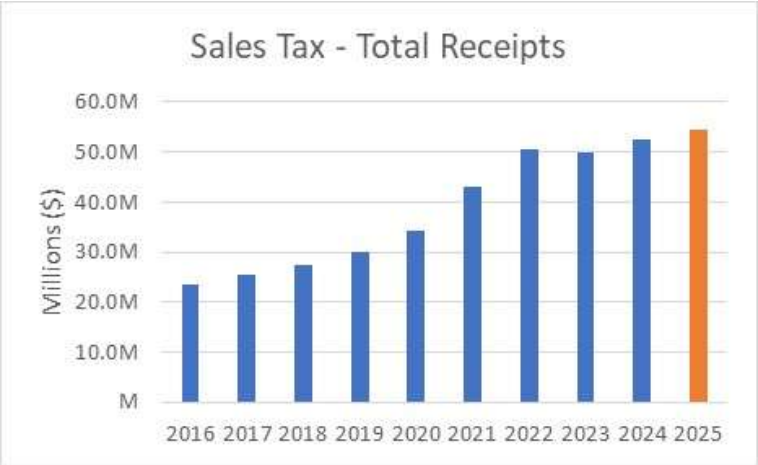

The City's total assessed property value has grown to over $21 billion at the time of certification, representing an increase of over 11.4% from last year. The average homestead property in Georgetown has increased in taxable value by 4.3 percent, up to $403,543 in FY2026 from $386,749 in FY2025. The average homestead market value totals $444,810.

Beginning in 2024, Georgetown started to see housing starts, permits, water meters and sales tax revenue temper with the economy, however significant growth pressures remain. In the past five years, the city experienced record new housing starts at over 2,500 annually and approved agreements for more than 5 million square feet of industrial development. The heat map indicates zones experiencing the most growth within the City of Georgetown and its ETJ. Saddle Creek, Sun City, Wolf Ranch West, Shadow Canyon, and Berry Creek Highlands continue to expand single and multi-family living options, as well as increased restaurants and shops to support residential demands.

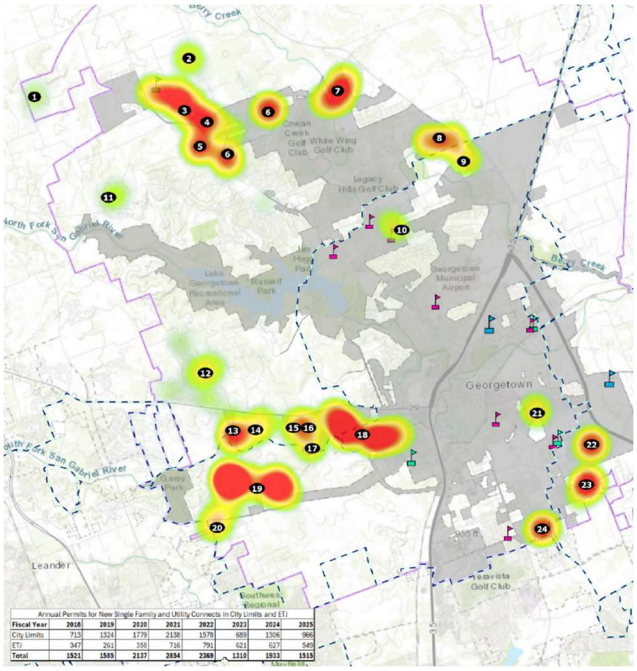

New single-family housing starts (totaling 1,493 in Fiscal year 2025) show the desirability for homes in the area. Fiscal year 2025 experienced building permits totaling 9,758, at a continued high level albeit lower than prior fast-growth fiscal years. Over the same period, new commercial projects totaled 239. This rapid growth has resulted in a population increase of more than 66% since 2013. Infrastructure and long-range planning continue to be a top priority to meet the needs of the community and the exponential growth to come, particularly in the areas of water supply and treatment, transportation infrastructure, safety, and quality of life.

The Georgetown water utility district continues to grow in customers. The district spans around 440 square miles, an area that is 7 times larger than the City of Georgetown itself (60.11 square miles). The amount of new residential and commercial development continues to add customers to water utility systems within and outside of Georgetown city limits. In 2025, the City of Georgetown saw 3,441 new meter connections, up from 2,941 in 2024. The total number of meters citywide increased by 5.49%.

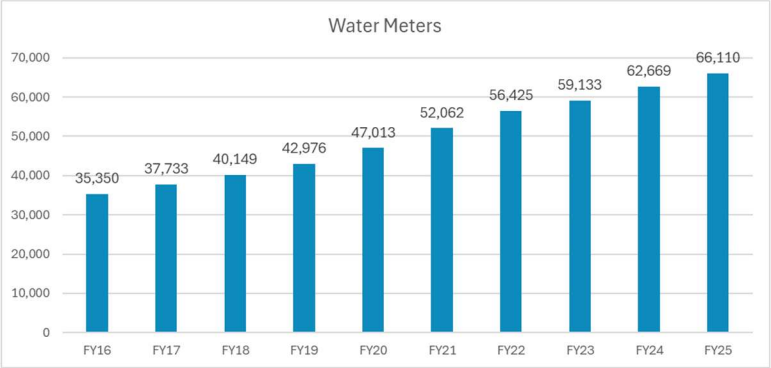

The City's growth has resulted in an average 3,819 new meters per year for the last five years. The City expects this trend to continue and is planning infrastructure to meet the need of the continued growth. The Central Texas region continues to see strong growth in new jobs and in retail sales. The City's commercial and job base continued to grow with the expansion of several small commercial and retail centers, as well as growth in the school district, county, and city governments.

***New Economic Developments*.** The City adopted a new economic strategic plan in 2024 which builds upon the successful implementation of the previous 5-year strategic plan. The plan centers around three goals which are:

1. Business Development
2. Talent Development
3. Quality Placemaking

Each goal has multiple subgoals that are all geared towards helping to continue the diversification of Georgetown's local economy and taxbase, building on our competitive business and residential services, and protecting the community against potential economic shocks.

This strategic approach has helped Georgetown to secure significant levels of capital investment which have created thousands of jobs available to local residents and diversified the city's tax base. Since 2019, more than 4.5 million square feet of industrial space has been leased or sold to primary employers.

Fiscal year 2025 saw a total of $650 million in capital investment, 1,230 total jobs created, and 573,000 square feet of commercial and industrial space utilized by economic development projects. Notable examples of these projects and large commercial projects are listed below:

Pegatron Corporation Pegatron Corporation, a Global Fortune 500 company and one of the largest electronics manufacturers in the world, has announced an $85 million capital investment in Georgetown. The Taiwan-based company has acquired a 168,784 square foot facility in the Blue Springs Business Park. The project is the company's first manufacturing facility in the United States. Pegatron plans to create several hundred full-time positions at the new facility.

Texas Municipal Center & Headquarters for TML & TMLIRP Georgetown has been selected as the location for the new Texas Municipal Center and headquarters for the Texas Municipal League (TML) and TML Intergovernmental Risk Pool (TMLIRP). TML and TMLIRP will acquire a 64,000 square foot space located at 205 E. University Avenue and will complete a full renovation and revitalization of the site. The selected location is located just three blocks from Georgetown's town square and will host TML conferences, trainings, and bring visitors from across the state to the most beautiful town square in Texas.

Total Site Solutions Total Site Solutions opened its new 213,000 square foot facility in the summer of 2025. The project involved an estimated capital investment of $30 million and is anticipated to create up to 330 full-time jobs in Georgetown.

Blueprint Projects Data Center Blueprint Projects announced a multi-phase data center project that could involve a capital investment of up to $480 million. Project plans call for two phases of construction totaling 45,000 square feet of data center space in each phase for a total of 90,000 square feet. Construction is planned to start on the first phase of the project by early 2026 and be completed in early 2027.

GAF Energy Headquarters Relocation GAF Energy announced that it has relocated its corporate headquarters to Georgetown from San Jose, California. The relocation includes centralizing all operations, manufacturing, and research & development at the existing 450,000 square foot facility in Georgetown. GAF Energy, an industry leading manufacturer of solar powered shingles, opened its $100 million facility in March 2024.

Loram Technologies, Inc. Formerly known as GREX, Loram is a global rail maintenance and rail services company that began construction on a new 92,000 square foot, $20+ million-dollar innovation center on South Austin Avenue in 2023. The facility opened its doors in 2025 and will allow the company to nearly double their local workforce to more than 300 employees in the coming years.

Georgetown Gateway Business Park Mac Haik Enterprises announced plans for a 147-acre Class A industrial and manufacturing development. The project will provide more than 1.6 million square feet across a total of 6 buildings. The project is located along Interstate 35 and CR 142. Space will be available for lease, build-to-suit, or for sale.

Shake Shack, Velvet Taco, Paris Baguette and More Announced at Bluebonnet Plaza Endeavor Real Estate has announced several new retailers and restaurants for the upcoming Bluebonnet Plaza shopping center. Construction on the first phase of the project has commenced and multiple tenants have been announced including Shake Shack, Velvet Taco, Paris Baguette, Chipotle, Mountain Mike's Pizza, and Frost Bank. Additional tenants are expected to be announced in early 2026.

Home Goods Construction for a new HomeGoods store began in May 2025 at the Cedar Breaks West Shopping Center. The business is planned to open in early 2026.

Parmer Ranch Marketplace H-E-B Project The H-E-B Anchored Parmer Ranch Marketplace opened in September 2025. The 113,837 square foot store is H-E-B's third location in Georgetown. Parmer Ranch Marketplace will provide 40,000 square feet of additional retail, restaurant, and medical uses in addition to 5 pad sites within the development.

Sprouts Marketplace Sprouts opened its new location within the Cedar Breaks West Shopping Center in November 2024. The 23,000 square foot store is Sprouts newest location and is the chains first location in Georgetown. The Cedar Breaks West shopping center commenced construction in 2022 and will provide a total of 115,677 square feet of commercial space. Additional businesses within this new development include Petco, Panera Bread, and Chase Bank.

Lowe's Home Improvement Store Lowe's Home Improvement held its grand opening on June 20th, 2025. The 110,241 square foot location is the company's first location in Georgetown.

***Downtown Development*.** The City's pedestrian-oriented downtown environment continues to thrive, offering a unique and attractive investment opportunity. In 2025, downtown experienced a record-setting $27.6 million in reinvestment activity, driven by property sales, new construction, building renovations, and new business openings. Six new businesses opened downtown, including one retail store, four restaurants, and one brewery/coffee shop. The total assessed value downtown decreased by $15 million from fiscal year 2024 to fiscal year 2025. Economic conditions led to decreased values that weren't fully offset by new developments.

To support private investment, the Georgetown Main Street Program awarded $50,023.50 in façade and sign grants. In addition, the Downtown Master Plan, adopted in May 2024, has moved from vision to action. Since adoption, City Council has directed staff to begin implementation planning, starting with preliminary engineering for the Austin Avenue corridor, Downtown Square enhancements, and a comprehensive wayfinding program. Looking ahead to 2026, a continued focus will include strategic conversations with Williamson County regarding several county-owned properties downtown, as the County explores long-term relocation outside the Downtown Overlay District.

Overall, 2025 was a banner year for Downtown Georgetown, marked by significant recognition and milestone projects. Downtown Georgetown was named the inaugural recipient of the Best Texas Downtown Award by the Texas Downtown Association at its annual conference in November. The City was also recognized by the Texas Chapter of the American Planning Association with the Best Urban Design Award for the Downtown Master Plan. In November 2025, the City's downtown parking garage opened, adding 315 new parking spaces to support continued growth and accessibility.

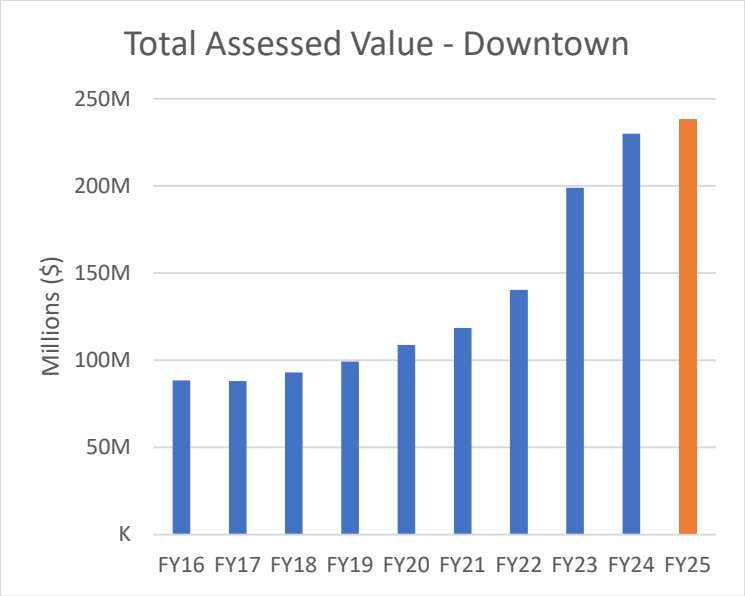

Another major milestone was the completion of the Light & Waterworks District Plaza, a new civic gathering space connecting the Georgetown Public Library, the historic Light & Waterworks building, City Hall, and the Council & Court building as part of the broader City Center project. Shaped by years of planning and public input, the $2.25 million plaza features a performance stage, event lawn, shaded pavilion, food truck area, and public art, and was funded through bond revenues and the Downtown Tax Increment Reinvestment Zone.

INITIATIVES

Mobility Improvements. Georgetown continues to invest more heavily than ever in infrastructure to ensure mobility needs are met for the future. The final projects from the 2015 Voter Approved 10 Year Road Bond Program, DB Wood Road (SH29 to Oak Ridge) and Southwestern Blvd (Raintree to SE Inner Loop), will be open to traffic in early 2026. Previously completed projects from that program include Southwest Bypass, Wolf Ranch Parkway, Rivery Boulevard, and the Northwest Blvd Bridge over IH35.

Georgetown voters approved the 2021 mobility bond in the May 1, 2021 election authorizing $90 million for various street and transportation infrastructure projects. The bond initially estimated a 3-cent tax raise for residents, but due to significant growth in the tax base it did not raise taxes. Instead, the tax rate was lowered from $0.418 in fiscal year 2021 to $0.3647 in fiscal year 2025. All mobility bond projects continue to move forward. Rockride, Austin Avenue Bridge Rehabilitation, and Shell Road are actively under construction. SE Inner Loop, DB Wood (Oak Ridge to Williams), and Williams Drive Corridor improvements are in the final stages of right-of-way/easement acquisition and permitting and are expected to being construction in 2026. The 2021 Road Bond program also included funding for multiple pedestrian/sidewalk and intersection/signal projects that are occurring in numerous locations all around the city.

Maintenance also continues to be a high priority for the city of Georgetown. The city continues to allocate a quarter cent of sales tax revenue towards street maintenance, currently amounting to over $6 million annually. In 2025, approximately 66 miles of roadway was resurfaced and/or sealed under our voter approved street maintenance program, in addition to daily operational efforts.

In 2025, staff and Council also worked on additional mobility improvements including an innovative partnership rideshare voucher program called rideGTX, initiated an update to the city's ADA Transition Plan, and secured well over $10 million in grant funding for other transportation projects throughout the city. In addition, updates to both our transportation development code standards and impact fees occurred this past year.

QUALITY GROWTH

Growth in the residential and commercial sectors of Georgetown is sustainable due to disciplined long-range planning in the utility areas. Growth within the utilities continues to have strong positive impacts to the financial and economic conditions of Georgetown.

Electric Utility. The electric utility ended the 2025 fiscal year with reserves balances that align with the City's Fiscal and Budgetary Policy of about $47 million. The City continues to follow various strategies to maintain financial performance including enhanced portfolio management and the development of a more robust risk management policy. The City's net purchased power expenses for fiscal year 2025 totaled $73 million which was lower than the anticipated budget of $77 million.

To better manage growth, especially AI and related demand, the electric utility has updated the line extension/load interconnection processes, risk management policies, cost of service and fee models, and retail rates. The retail rates for all customers increased by 2% for FY26,and a new rate rider has been implemented to better manage and recover the energy costs from the Very Large Load Customers (greater than 10 MW). The risk management policy and the portfolio management practices have been updated to treat the very large load customers, and the rest of the retail customers as two separate portfolios. The electric utility currently serves multiple new large customers in the datacenter and AI server manufacturing domain.

The City of Georgetown electric utility was awarded diamond-level status in 2025 under the American Public Power Association's Reliable Public Power Provider (RP3) program, for the seventh year in a row. The electric utility's annual customer average interruption duration was 49 minutes, which is 58% less than the national average. Additionally, the utility maintained zero OSHA recordable incidents and earned the APPA Safety Award of Excellence.

Water Utility. Developing new water supplies and constructing new and expanded capital infrastructure to meet growth demands was a high priority area of work in 2025.

The South Lake Water Treatment Plant Phase I (22 MGD) was brought online in June 2025 to meet treatment needs, with Phase II (22 MGD) to come online in fiscal year 2026 for a total of 44 MGD of additional treatment capacity. To meet the projected supply needs, the City is actively negotiating water supply contracts from ground water sources east of the service area. The city has also begun engineering and planning work to construct a 30-mile pipeline to transport water received from the east into its service territory. Along with new supply, the city has begun work on a Bed and Banks permit to allow the city to reclaim its treated effluent for future water supplies.

In addition to working to obtain additional resources, Georgetown completed the coordination of the Integrated Water Resource Plan (IWRP) projects into the Region G Water Plan. The Region G Plan has subsequently been submitted to the state for incorporation into the State Water Plan. By coordinating City-proposed projects into the Region G and State Water Plan, the City becomes eligible for state funding for the listed projects.

To significantly reduce the need to purchase new water supply, the City announced in August of 2025 that it would seek buyers for the portions of its water territory outside the city limits. If successful, this project is estimated to take several years and requires a vote of city residents and Public Utility Commission approval.

The Georgetown Water Utility updated the Impact Fee Study and the 10-year Capital Improvement Plan in 2025 and is in the process of updating the Water and Wastewater Master Plan. These plans show significant investment needed to meet treatment, transmission, and sources of supply needed to meet future growth projections.

Significant investment on wastewater collection and reclamation facilities is needed to meet growth demands and to meet stricter TCEQ regulatory discharge limits. In fiscal year 2025, Georgetown began design efforts on the Three Forks (7-10 MGD) and Northlands (1.5-3 MGD) Water Reclamation Facilities. These facilities are expected to be bid in fiscal year 2026 through Construction Manager at Risk (CMAR) contracts and should be online by 2030.

In 2019, the City of Georgetown completed a Water Conservation Plan, which outlines several objectives such as: reduce overall water consumption, reduce the loss or waste of water, improve efficiency in the use of water, and document recycling and reuse efforts. In fiscal year 2025, the conservation rebate program was increased to up to $5,000 per residential customer, and new rebate programs were added to incentivize conservation. Conservation also worked with local nurseries to identify and label native plants, making it easier for customers to select native, drought tolerant plants.

The western district meter replacement project was also substantially completed in FY2025. This allows the City to see interval usage to be used to identify customer leaks and wrong day watering and allows customers to see their interval usage so that they can actively manage their consumption, check for leaks, and set notification thresholds.

In 2021, the City of Georgetown began a cost-of-service water rate study that has been updated annually. The rates are aimed at achieving Council's goals of equity and conservation while considering the accelerated infrastructure cost impacts. Council has adopted water and sewer rate increases in 2022, 2023, 2024, and 2025. Georgetown water rates have remained competitive within the region. The study anticipates rates need to increase similarly over the next five years as additional infrastructure is constructed and new water sources are developed.

QUALITY OF LIFE

The City Council's vision statement for the City is "Georgetown: A welcoming and safe community, honoring our past and planning for a vibrant future". The Council and staff continue to strive to excel in creating places and conditions that make the community a special place to live with a high quality of life as well as an exceptional place to visit.

Public Safety. The Council continued its investments in quality of life for Georgetown residents through increasing resources towards public safety. The new police firing range was completed in early 2024 and adds the capability of more on demand firearms training. The department continues to hold successful events such as several Junior Police Academies, National Night Out, Blue Santa, and Chase the Chief. In addition, a Crisis Intervention unit was activated in early 2024 to address mental health challenges in Georgetown. The Department continues to work towards its vision of "being the standard in law enforcement". In 2023, the Department achieved its first re-recognition under the Texas Police Chief's Association Accreditation Program and those efforts continued in 2025.

In 2025, the Police Department successfully completed the International Association of Chiefs of Police (IACP) Trust Building Campaign, a nationally recognized initiative focused on strengthening public trust, transparency, and legitimacy in law enforcement. Georgetown is one of only 158 law enforcement agencies worldwide, and just 11 agencies in Texas, to complete this campaign. Participation required the department to formally assess and document its practices across key trust-building areas, including leadership and culture, policy and accountability, community engagement, and officer wellness. Completion signifies that the Georgetown Police Department meets nationally recognized standards and best practices for fostering trust and maintaining strong relationships with the community it serves.

The Georgetown Fire Department maintained its accreditation designation with the Commission on Fire Accreditation International (CFAI) in 2025. Less that 1% of all fire departments are accredited and this designation serves as Georgetown Fire's commitment to excellence. The Department recently concluded an operational audit and finalized the revised 5-year strategic plan and 10-year master plan. These plans play an integral role in our ability to match emergency resources with dynamic community growth and needs.

The Fire Department received a total of 15,828 calls in fiscal year 2025, of which 10,607 were medical calls not including vehicle collisions. The medical call category had the highest year over year change and increased by approximately 6%. Overall, calls have increased significantly from around 10,000 in 2018 and 14,000 in 2023.

The Fire Department continues to integrate single-function paramedic positions into the operational deployment model. This allows the City to better manage the growing demand for pre-hospital services and manage increasingly complex medical needs. Fire crews were able to begin proactive fuel mitigation in urban interface areas to reduce wildfire threats. The Fire Marshal's Office continues to explore alternative code language and practices that balance developer needs with community safety.

Parks and Recreation. The City of Georgetown continues to implement the Parks and Recreation Master Plan adopted in 2022. A master plan for San Gabriel Park Phase IV was completed in May 2025. This master plan includes the redevelopment of the baseball and soccer fields to increase efficiency of the space to add more fields and update amenities. The Blue Hole Park Master Plan was completed in November 2025 as a plan to redevelop that park into a downtown destination while preserving the natural beauty and amenities the park has to offer. This master plan sets up future design in 2026.

Construction on Phase II of Garey Park started in March 2025. With the generous donation of $20 million by Jack Garey, the 525-acre Garey Park will continue to be developed into a destination park.

The City continues to implement the Cost Recovery Policy adopted in 2022 by adjusting fees for services and recognizing where subsidies are being applied, determining if it is at an appropriate level, and expressing how and why services are priced as they are. Another result of the articulated cost recovery philosophy is to help explain the costs of and justify pricing of new Parks and Recreation services.

LONG RANGE PLANNING

2023 Bond Election. After the passage of four propositions in the November 2023 bond election, the City is implementing a $130 million bond package over the next few years. Bond-funded projects include a new 3-story Customer Service Building to house Planning, Inspections, Engineering, Information Technology, the utility and AskGTX call center, among other smaller departments and expanding the City's animal shelter capacity by partnering with the Williamson County Regional Animal Shelter. There is also a project to renovate and expand the City's recreation center, as well as to partner with the YMCA to build and operate a new recreation facility on the west side of town.

OTHER

Financial Information. The City is responsible for establishing and maintaining internal controls designed to ensure that the assets of the City are protected from loss, theft or misuse and that adequate accounting data is compiled to allow for the preparation of financial statements in conformity with generally accepted accounting principles. Internal controls are designed to provide reasonable, but not absolute, assurance that these objectives are met. The concept of reasonable assurance recognizes that: (1) the cost of a control should not exceed the benefits likely to be derived; and (2) the valuation of costs and benefits requires estimates and judgments by management.

The City's Chief Financial Officer, Controller, and other key staff in the Finance Division design and maintain the internal control structure. These controls are under continual review by management, and under annual review by the independent auditors. During the year, the Finance Division performs internal audits on selected procedures and operations throughout the city organization. The selection of priorities and timing of audits are determined by the Chief Financial Officer, along with the City Manager.

Single Audit. As a recipient of federal and state financial assistance, the City is responsible for ensuring that adequate internal controls are in place to ensure compliance with applicable laws and regulations related to those programs. Internal controls are subject to periodic evaluation by management. The tests relating to the receipt of such funds are known as Single Audit testing. These tests are made to determine the adequacy of internal controls, including that portion related to federal financial assistance programs, as well as to determine that the City has complied with applicable laws and regulations. The compliance section is included in the final section of this document.

Budgetary Controls. The City maintains budgetary controls to ensure compliance with legal provisions embodied in the annual appropriated budget approved by the City Council. Activities of all funds are included in the annual appropriated budget. The level of budgetary control (that is, the level at which expenditures cannot legally exceed the appropriated amount) is established by division and department within an individual fund. The City also maintains an encumbrance accounting system as one technique of accomplishing budgetary control. Encumbered amounts are reserved at year-end and carried forward into the following year.

As demonstrated by the statements and schedules included in the financial section of this report, the City continues to meet its responsibility for sound financial management.

OTHER INFORMATION

Independent Audit. The City Charter requires an annual audit by independent certified public accountants. The accounting firm of Weaver and Tidwell, LLP was selected by the City Council. The goal of the independent audit is to provide reasonable assurance that the financial statements of the City for the fiscal year ended September 30, 2025, are free of material misstatement. The independent auditor concluded, based upon the audit, that there was a reasonable basis for rendering an unqualified opinion and that the City's financial statements for the fiscal year ended September 30, 2025, are fairly presented in conformity with GAAP. The independent auditor's report on the basic financial statements and schedules are included in the financial section of this report.

Awards. The Government Finance Officers Association of the United States and Canada (GFOA) awarded a Certificate of Achievement for Excellence in Financial Reporting to Georgetown for its Annual Comprehensive Financial Report for the fiscal year that ended September 30, 2024. The Certificate of Achievement is the highest form of recognition for excellence in state and local government financial reporting. To be awarded a Certificate of Achievement, a government unit must publish an easily readable and efficiently organized Annual Comprehensive Financial Report, whose contents conform to program standards. Such Annual Comprehensive Financial Reports must satisfy both generally accepted accounting principles and applicable legal requirements. A Certificate of Achievement is valid for a period of one year. The City has received a Certificate of Achievement for thirty-seven (38) consecutive years. We believe our current report continues to conform to the Certificate of Achievement program requirements, and we are submitting it to the GFOA.

We are also proud to report that the GFOA has presented the Distinguished Budget Presentation Award to the City of Georgetown for each of the past thirty-four (35) years including FY2025.

Acknowledgments. The presentation of this report on a timely basis could not be accomplished without the efficient and dedicated services of the entire staff of the Finance Division. We would like to express our appreciation to all members of the division who assisted and contributed to its presentation. Special acknowledgment goes to the accounting and budget staff, for their dedication in preparing this report.

We would also like to thank the Mayor and City Council. The preparation of this report would not be possible without their leadership and support.

David S. Morgan
City Manager

Laurie Brewer, CGFO
Assistant City Manager

Leigh Wallace, CGFO
Chief Financial Officer

Sarah Moody
Assistant Chief Financial Officer

Government Finance Officers Association

Certificate of Achievement for Excellence in Financial Reporting

Presented to

City of Georgetown
Texas

For its Annual Comprehensive
Financial Report
For the Fiscal Year Ended

September 30, 2024

Christopher P. Morrill

Executive Director/CEO

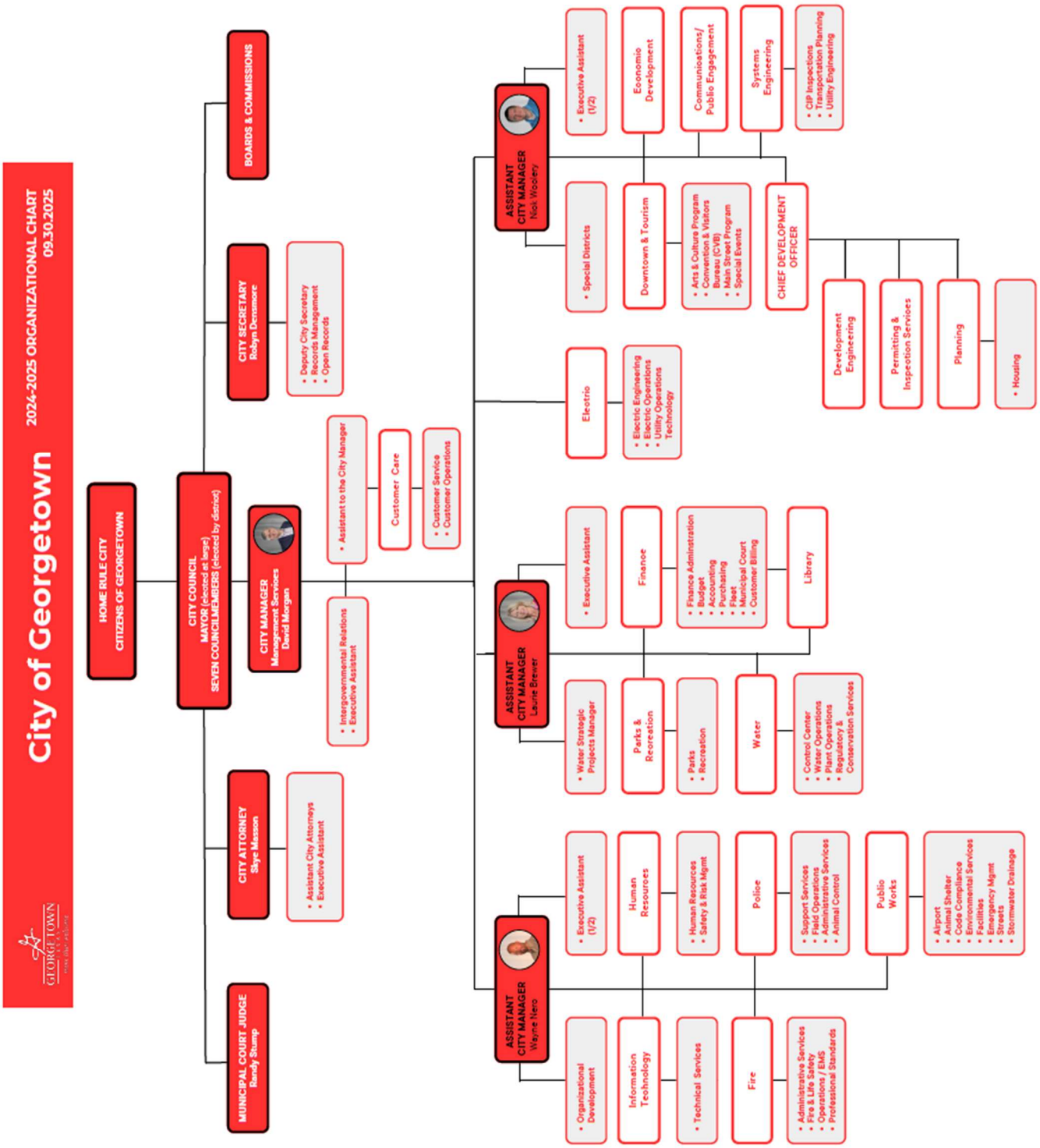
City of Georgetown
2024-2025 ORGANIZATIONAL CHART
09.30.2025
GEORGETOWN
HOME RULE CITY
CITIZENS OF GEORGETOWN
CITY COUNCIL
MAYOR (elected at large)
SEVEN COUNCILMEMBERS (elected by district)
MUNICIPAL COURT JUDGE
Randy Stump
CITY ATTORNEY
Skye Masson
• Assistant City Attorneys
• Executive Assistant
CITY SECRETARY
Robyn Densmore
• Deputy City Secretary
• Records Management
• Open Records
BOARDS & COMMISSIONS
CITY MANAGER
Management Services
David Morgan
• Intergovernmental Relations
• Executive Assistant
• Assistant to the City Manager
Customer Care
• Customer Service
• Customer Operations
ASSISTANT CITY MANAGER
Wayne Nero
• Organizational Development
Information Technology
• Technical Services
Fire
• Administrative Services
• Fire & Life Safety
• Operations / EMS
• Professional Standards
• Executive Assistant (1/2)
Human Resources
• Human Resources
• Safety & Risk Mgmt
Police
• Support Services
• Field Operations
• Administrative Services
• Animal Control
Public Works
• Airport
• Animal Shelter
• Code Compliance
• Environmental Services
• Facilities
• Emergency Mgmt
• Streets
• Stormwater Drainage
ASSISTANT CITY MANAGER
Laurie Brewer
• Water Strategic Projects Manager
Parks & Recreation
• Parks
• Recreation
Water
• Control Center
• Water Operations
• Plant Operations
• Regulatory & Conservation Services
• Executive Assistant
Finance
• Finance Administration
• Budget
• Accounting
• Purchasing
• Fleet
• Municipal Court
• Customer Billing
Library
ASSISTANT CITY MANAGER
Nick Woolery
• Special Districts
Electric
• Electric Engineering
• Electric Operations
• Utility Operations Technology
• Executive Assistant (1/2)
Downtown & Tourism
• Arts & Culture Program
• Convention & Visitors Bureau (CVB)
• Main Street Program
• Special Events
Economic Development
Communications/ Public Engagement
CHIEF DEVELOPMENT OFFICER
Systems Engineering
• CIP Inspections
• Transportation Planning
• Utility Engineering
Development Engineering
Permitting & Inspection Services
Planning
• Housing

City Of Georgetown, Texas

Elected Officials and Administrative Officers
September 30, 2025

Elected Officials

Mayor	Josh Schroeder
City Council Member, District 1	Amanda Parr
City Council Member, District 2,	Shawn Hood
City Council Member, District 3	Ben Butler
City Council Member, District 4	Ron Garland
City Council Member, District 5, Mayor Pro Tem	Kevin Pitts
City Council Member, District 6	Joseph "Jake" French
City Council Member, District 7	Ben Stewart

Appointed Officials

City Manager	David Morgan
City Attorney	Skye Masson
City Secretary	Robyn Densmore
Municipal Court Judge	Randy Stump

Other City Officials

Assistant City Manager	Laurie Brewer
Assistant City Manager	Nick Woolery
Assistant City Manager	Wayne Nero
Chief Financial Officer	Leigh Wallace
Fire Chief	John Sullivan
Police Chief	Cory Tchida

Financial Section

THIS PAGE INTENTIONALLY LEFT BLANK.

GEORGETOWN
TEXAS
more than welcome

1601 South MoPac Expressway, Suite D250
Austin, Texas 78746
512-609-1900

Independent Auditor's Report

To the Honorable Mayor and
Members of the City Council
City of Georgetown, Texas

Report on the Financial Statements

Opinions

We have audited the financial statements of the governmental activities, the business-type activities, the discretely presented component unit, each major fund, and the aggregate remaining fund information of The City of Georgetown, Texas (the City), as of and for the year ended September 30, 2025, and the related notes to the financial statements, which collectively comprise the City's basic financial statements as listed in the table of contents.

In our opinion, the accompanying financial statements present fairly, in all material respects, the respective financial position of the governmental activities, the business-type activities, the discretely presented component unit, each major fund, and the aggregate remaining fund information of the City, as of September 30, 2025, and the respective changes in financial position and, where applicable, cash flows thereof, and the respective budgetary comparison for the general fund for the year then ended in accordance with accounting principles generally accepted in the United States of America.

Basis for Opinions

We conducted our audit in accordance with auditing standards generally accepted in the United States of America (GAAS) and the standards applicable to financial audits contained in Government Auditing Standards, issued by the Comptroller General of the United States. Our responsibilities under those standards are further described in the Auditor's Responsibilities for the Audit of the Financial Statements section of our report. We are required to be independent of the City and to meet our other ethical responsibilities, in accordance with the relevant ethical requirements relating to our audit. We believe that the audit evidence we have obtained is sufficient and appropriate to provide a basis for our audit opinions.

Responsibilities of Management for the Financial Statements

The City's management is responsible for the preparation and fair presentation of the financial statements in accordance with accounting principles generally accepted in the United States of America, and for the design, implementation, and maintenance of internal control relevant to the preparation and fair presentation of financial statements that are free from material misstatement, whether due to fraud or error.

In preparing the financial statements, management is required to evaluate whether there are conditions or events, considered in the aggregate, that raise substantial doubt about the City's ability to continue as a going concern for twelve months beyond the financial statement date, including any currently known information that may raise substantial doubt shortly thereafter.

Auditor's Responsibilities for the Audit of the Financial Statements

Our objectives are to obtain reasonable assurance about whether the financial statements as a whole are free from material misstatement, whether due to fraud or error, and to issue an auditor's report that includes our opinions. Reasonable assurance is a high level of assurance but is not absolute assurance and therefore is not a guarantee that an audit conducted in accordance with GAAS and *Government Auditing Standards* will always detect a material misstatement when it exists. The risk of not detecting a material misstatement resulting from fraud is higher than for one resulting from error, as fraud may involve collusion, forgery, intentional omissions, misrepresentations, or the override of internal control. Misstatements are considered material if there is a substantial likelihood that, individually or in the aggregate, they would influence the judgment made by a reasonable user based on the financial statements.

In performing an audit in accordance with GAAS and *Government Auditing Standards*, we:

- Exercise professional judgment and maintain professional skepticism throughout the audit.
- Identify and assess the risks of material misstatement of the financial statements, whether due to fraud or error, and design and perform audit procedures responsive to those risks. Such procedures include examining, on a test basis, evidence regarding the amounts and disclosures in the financial statements.
- Obtain an understanding of internal control relevant to the audit in order to design audit procedures that are appropriate in the circumstances, but not for the purpose of expressing an opinion on the effectiveness of the City's internal control. Accordingly, no such opinion is expressed.
- Evaluate the appropriateness of accounting policies used and the reasonableness of significant accounting estimates made by management, as well as evaluate the overall presentation of the financial statements.
- Conclude whether, in our judgment, there are conditions or events, considered in the aggregate, that raise substantial doubt about the City's ability to continue as a going concern for a reasonable period of time.

We are required to communicate with those charged with governance regarding, among other matters, the planned scope and timing of the audit, significant audit findings, and certain internal control–related matters that we identified during the audit.

Required Supplementary Information

Accounting principles generally accepted in the United States of America require that the Management's Discussion and Analysis, Texas Municipal Retirement System schedules and ratios, and Other Post-employment Benefits schedules and ratios as listed in table contents, be presented to supplement the basic financial statements. Such information is the responsibility of management and, although not a part of the basic financial statements, is required by the Governmental Accounting Standards Board who considers it to be an essential part of financial reporting for placing the basic financial statements in an appropriate operational, economic, or historical context.

We have applied certain limited procedures to the required supplementary information in accordance with auditing standards generally accepted in the United States of America, which consisted of inquiries of management about the methods of preparing the information and comparing the information for consistency with management's responses to our inquiries, the basic financial statements, and other knowledge we obtained during our audit of the basic financial statements. We do not express an opinion or provide any assurance on the information because the limited procedures do not provide us with sufficient evidence to express an opinion or provide any assurance.

Supplementary Information

Our audit was conducted for the purpose of forming opinions on the financial statements that collectively comprise the City's basic financial statements. The combining and individual major and nonmajor fund financial statements and schedules, as listed in the table of contents, and Schedule of Expenditures of Federal Awards as required by Title 2 U.S. Code of Federal Regulations (CFR) Part 200, *Uniform Administrative Requirements, Cost Principles, and Audit Requirements of Federal Awards* (Uniform Guidance), are presented for purposes of additional analysis and are not a required part of the basic financial statements

The Combining and Individual Major and Nonmajor Fund Financial Statements and Schedule of Expenditures of Federal Awards are the responsibility of management and were derived from and relates directly to the underlying accounting and other records used to prepare the basic financial statements. Such information has been subjected to the auditing procedures applied in the audit of the basic financial statements and certain additional procedures, including comparing and reconciling such information directly to the underlying accounting and other records used to prepare the basic financial statements or to the basic financial statements themselves, and other additional procedures in accordance with auditing standards generally accepted in the United States of America. In our opinion, the Combining and Individual Major and Nonmajor Fund Financial Statements and Schedule of Expenditures of Federal Awards are fairly stated, in all material respects, in relation to the basic financial statements as a whole.

Other Information in the Annual Comprehensive Financial Report

Management is responsible for the other information included in the Annual Comprehensive Financial Report (ACFR). The other information comprises the Introductory Section and Statistical Section, as listed in the table of contents, but does not include the financial statements and our auditor's report thereon. Our opinions on the financial statements do not cover the other information, and we do not express an opinion or any form of assurance thereon. In connection with our audit of the financial statements, our responsibility is to read the other information and consider whether a material inconsistency exists between the other information and the financial statements, or the other information otherwise appears to be materially misstated. If, based on the work performed, we conclude that an uncorrected material misstatement of the other information exists; we are required to describe it in our report.

The Honorable Mayor and
Members of the City Council
City of Georgetown, Texas

Other Reporting Required by *Government Auditing Standards*

In accordance with *Government Auditing Standards*, we have also issued our report dated February 27, 2026 on our consideration of the City's internal control over financial reporting and on our tests of its compliance with certain provisions of laws, regulations, contracts, and grant agreements and other matters. The purpose of that report is to describe the scope of our testing of internal control over financial reporting and compliance and the results of that testing, and not to provide an opinion on internal control over financial reporting or on compliance. That report is an integral part of an audit performed in accordance with *Government Auditing Standards* in considering the City's internal control over financial reporting and compliance.

Weaver and Tidwell, L.L.P.

WEAVER AND TIDWELL, L.L.P.

Austin, Texas
February 27, 2026

CITY OF GEORGETOWN, TEXAS
MANAGEMENT'S DISCUSSION AND ANALYSIS
OF FINANCIAL CONDITION AND RESULTS OF OPERATIONS

The following discussion and analysis of the City of Georgetown financial performance provides an overview of the City's financial activities for the fiscal year ended September 30, 2025. Please read it in conjunction with the transmittal letter at the front of this report and the City's financial statements, which follow this section.

FINANCIAL HIGHLIGHTS

General Fund

- At the end of the current fiscal year, the fund balance of the General Fund was $37,074,032 or 2.8% lower than FY 2024 fund balance. The fund had $20.8 million of committed fund balance, $23 thousand of non-spendable fund balance and $16.1 million of unassigned fund balance. Revenues were $2.1 million more than the original budget estimates.

- General Fund revenues increased $900 thousand, an increase of 1% from FY 2024. This increase is mainly due to due to continued strength in investment income, a 4.5% increase in sales taxes, and an increase in Franchise tax.

- General Fund expenditures increased by $7.9 million, an increase of 7.7% over FY 2024. This increase was due to increased public safety costs including market increases. The General Fund also saw increases in new positions, the city-wide salary increases for non-civil service merit and market adjustments, increases in allocation of administrative costs, and increased economic development costs. Additionally, the General Fund transferred $2.4 million of one time funds for the pedestrian bridge project.

Governmental Activities

- On a government-wide basis for governmental activities, the City had expenses net of program revenue of $99.8 million. General revenues and transfers totaled $158.8 million, resulting in an increase in net position of $58.9 million.

- As of September 30, 2025, the City's governmental activities reported combined ending net position balances of $642.7 million. The largest element of this balance is the value of the City's net investment in capital assets which totaled $515.1 million. Capital assets include the value of streets, parks and facilities, vehicles and equipment.

- During fiscal year ended September 30, 2025, the City issued approximately $38,235,000 in General Obligation, and $66,405,000 Certificates of Obligation bonds. Some of the major programs funded in these issues include just over $90 million for roads and mobility, $8 million for Parks, trails, and an Animal Shelter Regional partnership. Finally, just over $6 million was programmed for Public Safety vehicles and equipment. The City's general obligation debt is rated AAA by Standard & Poor's as of September 30, 2025.

Business-Type Activities

- The net position of the City's business-type activities had a current year increase of $194 million. The growth for the Water Utility is due to an increased number of meters and customer base of the utility systems. The Water, Sewer, and Solid Waste Utility also had rate increases on 10/01. All business type funds had continued increases due to the rapid growth and continued strength in developer contributions. The City received $101.2 million of infrastructure assets contributed by developers for commercial projects and residential subdivisions.

- The City issued $315,000 in Certificates of Obligation debt for the Airport. The City also issued $101.36 million in Utility Revenue Bonds which included $18.4 million for the Electric Utility, $33.7 million for the Water Utility and $54.4 million for the Wastewater utility. The City's Standard & Poor's rating is AA- on the utility system revenue debt as of Sept. 30, 2025.

- To address the long-term demands of population growth in our water service area, on August 9, 2023, the City entered into a reservation agreement with EPCOR to secure additional raw-water supply. The City allowed this reservation agreement to expire in August of FY2025 because new, opportunities became available. The City is actively negotiating a water supply contract and hopes to reach final agreement this fiscal year. The infrastructure used to transport the groundwater from would also transport water from the Brazos River Authority, along with water stored in the City's future aquifer storage and recovery site and wells drilled into the Hosston and Trinity Aquifers on the same site.
- The City also announced in 2025 that it proposes to sell a portion of its water service territory outside of city limits. This would significantly reduce the amount of new water supply needed in the future.

Entity-Wide

The City's total net position on a government-wide basis was $1.915 billion at September 30, 2025, an increase of 15.2% over September 30, 2024. Most of this balance is invested in capital assets or restricted for specific purposes.

USING THE FINANCIAL SECTION OF THIS ANNUAL COMPREHENSIVE FINANCIAL REPORT

This Annual Comprehensive Financial Report consists of three sections: introductory, financial and statistical. As illustrated in the following chart, the financial section of this report has three components: management's discussion and analysis (this section), the basic financial statements, and required supplementary information.

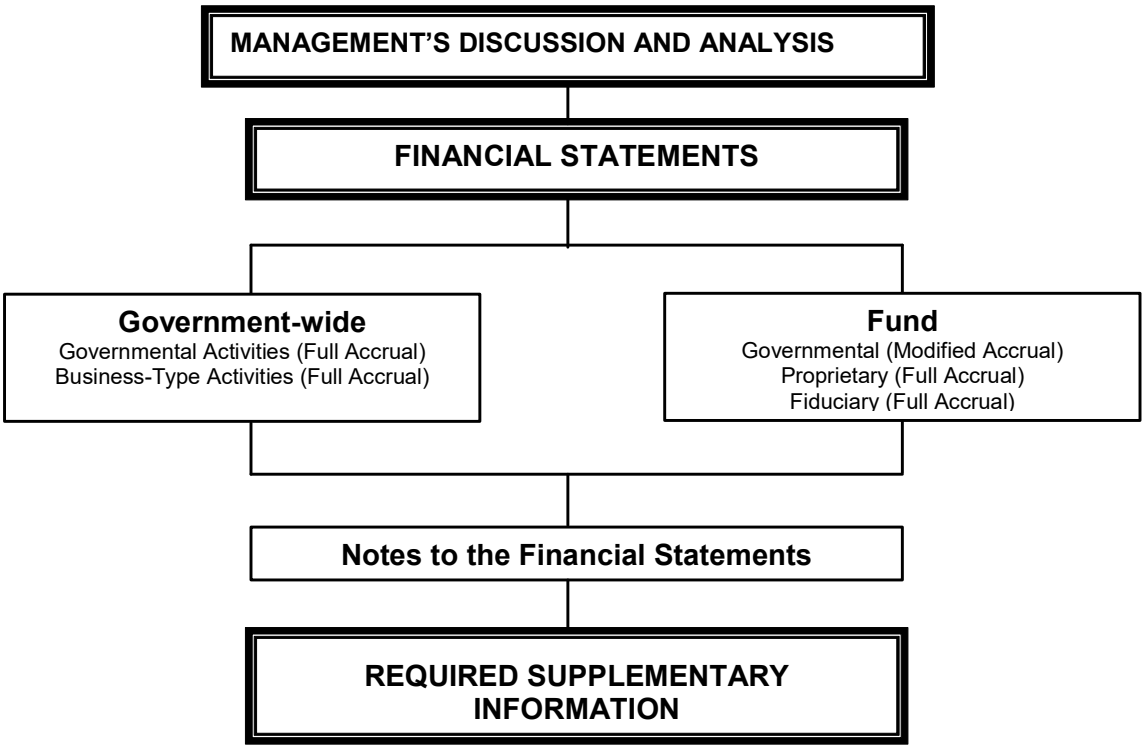

Components of the Financial Section

BASIC FINANCIAL STATEMENTS

GOVERNMENT-WIDE FINANCIAL STATEMENTS

The government-wide financial statements report information about the City as a whole, using accounting methods similar to those used by private-sector companies. The statement of net position includes all of the government's assets and liabilities. The statement of activities accounts for all current year revenues and expenses. Both are reported using full accrual basis of accounting, meaning recognizing events during the accounting period, regardless of when cash is received or paid.

The two government-wide statements report the City's net position and how it has changed. Net position, which is the difference between the City's assets and deferred outflows and liabilities and deferred inflows, are one way to measure the financial health of the City. Over time, increases or decreases in the City's net position is an indicator of whether its financial health is improving or deteriorating. To assess the overall health of the City, one needs to consider other non-financial factors such as changes in the City's property tax base and condition of the City's infrastructure.

The government-wide financial statements of the City are divided into two categories:

Governmental Activities – Most of the City's basic services are included here, such as police, fire and other public safety services, parks and recreation, public library, street maintenance, and general administration. Property and sales taxes, return on investment from the City's utility services, and charges for services finance most of these activities.

Business-type Activities – The City's Water Services Fund, which includes water, wastewater and irrigation services, as well as its Electric utility, are reported here. Stormwater Drainage, Solid Waste Services and the City's Airport are also reported in these activities. Rates and fees charged to customers fund the costs of providing these services

FUND FINANCIAL STATEMENTS

The fund financial statements provide more detailed information about the City's most significant funds and will be more familiar to traditional users of government financial statements. The focus is now on major funds rather than fund types.

The City has three types of funds:

Governmental Funds – General Fund, Special Revenue Funds, Capital Projects Funds and the Debt Service Fund are governmental funds, which focus on:

(1) How cash and other financial assets can readily be converted to cash flow (in and out), and
(2) Year-end balances readily available for spending.

Consequently, the governmental funds statements provide a short-term view that helps determine whether there are greater or fewer financial resources that can be spent in the near future to finance the City's programs. Because this information does not encompass the additional long-term focus of the government-wide statements, additional information is provided with the governmental fund financial statements that explain the reconciliation between the fund statements and the government-wide statements.

Proprietary Funds – Services for which the City collects fees and rates intended to fully recover the cost of providing the service are reported in proprietary funds. Two types of proprietary funds are allowed in governmental accounting: enterprise funds and internal service funds. These funds, similar to government-wide statements, provide both long-term and short-term financial information. The City's enterprise funds are substantially the same as its business-type activities, but the fund financial statements provide more detail and additional information, such as cash flows. The City uses enterprise funds to account for its airport, electric, water services, solid waste, and stormwater drainage activities. The City uses internal service funds to report activities that provide supplies and services for the City's other programs, activities and funds. The City's internal service funds are used in providing facility maintenance, fleet services, joint services (providing administrative functions to the other funds), as well as information technology services and self-funded health insurance.

Fiduciary Funds – The City is the trustee, or fiduciary, for certain amounts held on behalf of others, and for certain pass-through arrangements. The City is responsible for ensuring that the assets reported in these funds are used for their intended purposes. The City's fiduciary activities are reported in a separate statement of fiduciary net position. Assets for assessment collections for the City's public improvement districts are held in fiduciary funds. These fiduciary activities are excluded from the City's government-wide financial statements because the City cannot use these assets to finance its operations.

FINANCIAL ANALYSIS OF THE CITY AS A WHOLE

Statement of Net Position:

The following table reflects the condensed Statement of Net Position (in thousands):

	Governmental Activities		Business-Type Activities		Total Primary Government	
	2025	2024	2025	2024	2025	2024
Current and other assets	$ 511,422	$ 426,274	$ 688,938	$ 680,519	$ 1,200,360	$ 1,106,793
Capital assets	698,497	640,816	1,365,046	1,087,441	2,063,543	1,728,257
Total assets	1,209,919	1,067,090	2,053,984	1,767,960	3,263,903	2,835,050
Deferred outflows	16,184	17,488	4,768	4,518	20,952	22,006
Long-term liabilities	528,669	455,108	717,811	629,718	1,246,480	1,084,826
Other liabilities	50,247	43,184	61,206	61,956	111,453	105,140
Total liabilities	578,916	498,292	779,017	691,674	1,357,933	1,189,966
Deferred inflows	4,435	2,486	7,310	2,775	11,745	5,261
Net investment in capital assets	515,173	465,612	938,155	830,107	1,453,328	1,295,719
Restricted	45,805	23,085	103,464	69,205	149,269	92,290
Unrestricted	81,774	95,103	230,806	178,717	312,580	273,820
Total net position	$ 642,752	$ 583,800	$ 1,272,425	$ 1,078,029	$ 1,915,177	$ 1,661,829

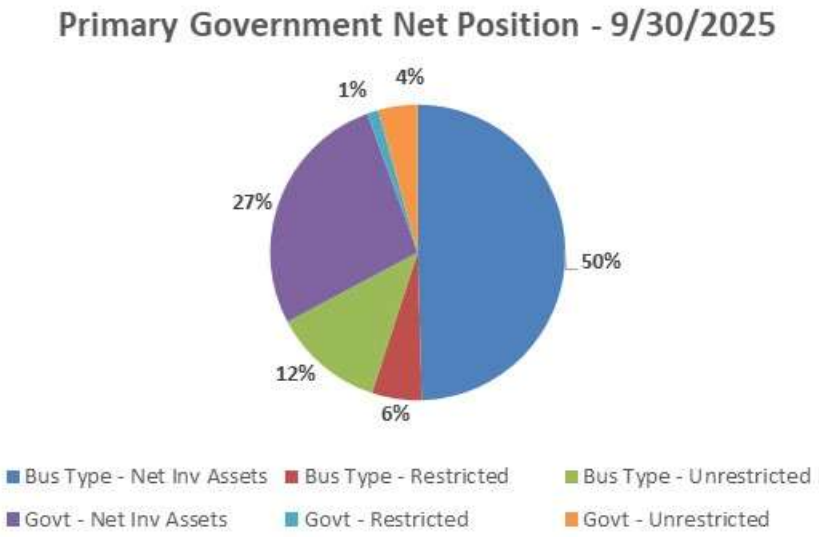

Statement of Activities:

The following table reflects the condensed Statement of Activities (in thousands):

	Governmental Activities		Business-Type Activities		Total Primary Government	
	2025	2024	2025	2024	2025	2024
Revenues						
Program revenues						
Charges for services	$ 25,539	$ 27,907	$ 326,123	$ 260,894	$ 351,662	$ 288,801
Operating grants and contributions	25,985	15,226	531	1,144	26,516	16,370
Capital grants and contributions	25,179	18,787	101,195	85,268	126,374	104,055
General revenues						
Property taxes	62,607	59,231	-	-	62,607	59,231
Sales taxes	52,787	50,489	-	-	52,787	50,489
Other taxes	2,885	2,670	-	-	2,885	2,670
Franchise taxes	9,765	8,480	299	-	10,064	8,480
Interest	20,595	19,881	27,501	29,491	48,096	49,372
Other	5,934	11,769	-	-	5,934	11,769
Total revenues	231,276	214,440	455,649	376,797	686,925	591,237
Expenses						
Culture/recreation	27,020	19,763	-	-	27,020	19,763
Development	15,124	6,891	-	-	15,124	6,891
Fire	36,548	34,440	-	-	36,548	34,440
General government	20,956	53,592	-	-	20,956	53,592
Interest on long-term debt	19,630	14,495	-	-	19,630	14,495
Police	30,522	27,367	-	-	30,522	27,367
Streets	26,639	8,826	-	-	26,639	8,826
Environmental services	163	165	-	-	163	165
Electric	-	-	111,463	109,260	111,463	109,260
Water services	-	-	113,864	92,047	113,864	92,047
Airport	-	-	6,357	6,347	6,357	6,347
Stormwater	-	-	8,695	7,680	8,695	7,680
Solid Waste	-	-	16,596	15,718	16,596	15,718
Total expenses	176,602	165,539	256,975	231,052	433,577	396,591
Change in net position before transfers	54,674	48,901	198,674	145,745	253,348	194,646
Transfers	4,278	(1,241)	(4,278)	1,241	-	-
Change in net position	58,952	47,660	194,396	146,986	253,348	194,646
Net position - beginning	583,800	527,767	1,078,029	940,866	1,661,829	1,468,633
Change in accounting principle	-	(778)	-	(672)	-	(1,450)
Adjustment - changes in reporting entity	-	9,151	-	(9,151)	-	-
Net position - beginning, as restated	583,800	536,140	1,078,029	931,043	1,661,829	1,467,183
Net position - ending	$ 642,752	$ 583,800	$1,272,425	$1,078,029	$ 1,915,177	$1,661,829

The City's combined net position increased by $253.3 million to $1.915 billion from $1.662 billion in FY 2024.

- Net position of Governmental Activities was $642.8 million. Most of these assets are invested in capital assets or restricted for particular purposes, such as $9 million for Street Maintenance projects or other capital projects, $3.8 million for Tax Incremental reinvestment Zones (TIRZ), and $2.3 million for debt service.
- The City's unrestricted net position for governmental activities, which can be used to finance day to day operations, totaled $81.8 million.
- Net investment in capital assets for governmental activities increased $49.6 million, primarily due to developer contributions and additions to capital assets.
- Current year net position for business-type activities increased by $194 million, due to the growth in the customer base, increased water and wastewater rates, developer contributed capital, and capital assets.

- During 2025, the City invested $ 215 million towards improving and expansion of utility infrastructure, compared to $182 million in 2024. The recently completed water and wastewater master plan includes projects for new and expanded water treatment plants, rehabilitation for two 30+ year old wastewater treatment plants, transmission lines, and backup power for extreme weather conditions.

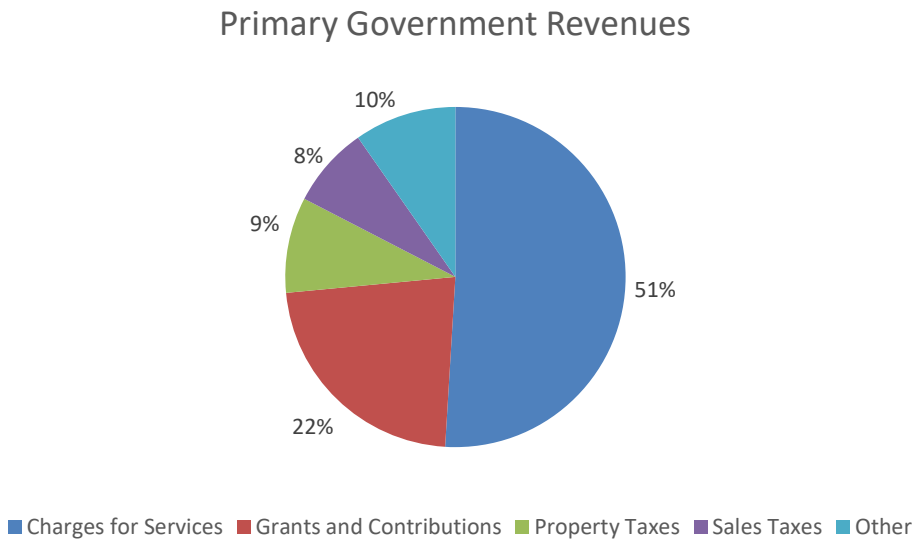

REVENUES

Program revenues are derived from the program itself and reduce the cost of the function to the City. Total program revenues for both governmental and business-type activities are described below.

- **Governmental activities program revenue** for the fiscal year ended September 30, 2025 was $76.7 million. The *Charges for Services* category represents receipts primarily from development and building inspection fees, parks fees, fire billing for services and court fines. *Charges for Services de*creased $2.4 million. Other governmental program revenues included *operating and capital grants and contributions* for parks, fire and police programs, and streets. Capital grants and contributions totaled $25.2 million compared to $18.8 million last fiscal year due to donations from Garey Estate for progress on improvements to Garey Park and Interlocal Agreement with Williamson County for SE Inner Loop.

- **Business-type activities program revenue** totaled $427.8 million, 23.1% increase over prior year. Capital grants and contributions increased $15.9 million over the prior year due to increased developer contributions. *Charges for Services*, which represent receipts from utility customers for electric, water, and wastewater, and solid waste services increased $62.2 million. The Water Utility saw a rate increase in FY2025, effective October 1, 2024. One rate increase for water of 11.75%, and a wastewater rate increase of 11.25%.These rate increases were adopted by Council in order to support operations, infrastructure needs, and fees for new supply. The estimated impact on the average water (6,000 gallons per month) and wastewater customer is approximately $11.80 per month. Electric charges for services increased due to increased customer growth and some new large load customers who came online in FY2025. Additionally in FY2025, there was a rate increase for solid waste customers of 4.5% for residential, and 9.5% increase for commercial customers. Other program revenues include airport fuel sales, hangar rentals and stormwater drainage fees.

- **General revenues** are revenues from taxes levied on behalf of the general government and other revenues used for general government activities not specific to a program or service. These revenues and notable changes are described below.
- *Property taxes* totaled $62.6 million. Included in these taxes are real and personal property levies which are assessed October 1, and payable before the following January 31.

- Certified assessed valuations in FY 2025 increased 12.5% over FY2024. The total growth in assessed valuations is $2 billion, with over $1.12 billion attributed to new value.
- The ad valorem tax rate for fiscal year 2025 was $0.3647 per $100 of assessed valuation. This is a decrease from the prior year's rate of $0.374. The adopted tax rate is .000086 below the voter approval rate.

- *Sales taxes*, the City's second largest source of general revenue, totaled $56.3 million for fiscal year 2025, which was an increase of 4.6% compared to the prior year. This increase is primarily driven by a full-year impact of Costco, the addition of a second HEB at Wolf Lakes, and Lowes coming online in summer of FY2025. Sales tax revenues represented 34% of the general government revenue total in 2025, excluding the payment in lieu of taxes from the utility funds.

- Hotel/motel taxes totaled $2.181 million compared to $ 1.942 million in FY 2024 and are included in *other* taxes. This increase is the result of the new hotels in the City and increased tourism City events such as Two Step Inn and Red Poppy Festival.

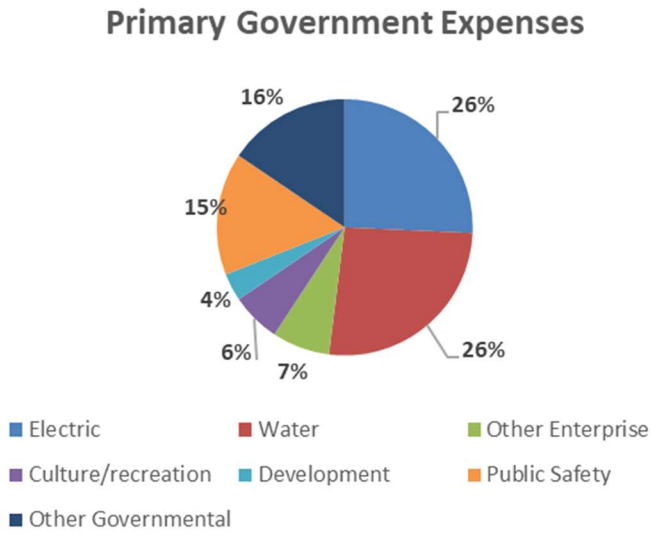

<u>Expenses for governmental activities</u> totaled $176.6 million, versus $165.5 million in FY 2024. Total governmental expenses increased by $11.1 million compared to the prior year. Annual salary increases implemented during the fiscal year included significant increases for public safety based on new meet and confer agreements and annual merit and market increases for non-public safety employees effective January 2025. Other explanations for the changes are noted below.

- Inflation for various supplies, vehicles, and other commodities
- Increased capital project spending for parks, roads, and public safety
- Expenses for the new Ask GTX (311-like) call center – full year impact
- Increased debt service payments

<u>Expenses for business-type activities</u> totaled $256.9 million, a 11.2% increase over the prior year, which provided electric, water, and wastewater services for customers, as well as airport, solid waste services and stormwater drainage programs. Salary increases implemented during the fiscal year included annual merit and market increases for employees effective January 2025. Notable explanations for the changes are explained below.

- Electric increased 14.5%. The increase in expenses for electric is the result of growth in development and the addition of new large load customers
- Water services increased 24.7% mainly due to growth in development and increased debt related expense
- The increased costs in the Solid Waste fund is mainly due to capital expenses for the new transfer station.

FINANCIAL ANALYSIS OF THE CITY'S FUNDS

Governmental Funds: The City's fund balance is the accumulated difference between assets and liabilities within **governmental funds**, and it allows the City to meet its contractual obligations, fund disaster or emergency costs, provide cash flow for timing purposes and fund non-recurring expenses appropriated by City Council.

For the fiscal year ended September 30, 2025, the City's governmental funds reflect a combined fund balance of $412.7 million.

The General Fund had a fund balance of $37.1 million for FY 2025, an decrease of approximately $0.9 million from FY 2024. According to the Fiscal and Budgetary Policy of the City, the use of excess fund balance is limited to non-recurring one time only expenses. Excess funds are transferred to the Council Special Revenue fund for future designation.

Along with the increases in property taxes and some sales taxes increases already mentioned above, the General Fund and other funds received the benefit of continued favorable interest rates for investment income in FY2025. Increased staffing due to rapid growth in the General Fund also contributed to some increased costs.

Debt Service fund balance increased from $4 million to $5.2 million in FY25 due to investment income of $1.1 million.

General Capital Project Fund had a fund balance of $219.4 million for FY2025 compared to $191.5 million for FY2024 mainly as a result of the additional $84 million in bond proceeds received for facility, parks, and road projects.

Non-major governmental funds include an increase in fund balance mainly due to increases in tree mitigation fees for development growth along with increased investment income.

Georgetown Transportation Enhancement Corporation (GTEC), the City's blended component unit had a 5.5% increase in fund balance due to bond proceeds of $44.6 million increased investment income and sales taxes. GTEC contributed $6.1 million in transportation improvements to facilitate economic development in 2025.

Business-type Activities: The City's **proprietary fund** statements provide the same type of information found in government-wide financial statements, but in more detail.

Total unrestricted net position as of September 30, 2025 totaled $230.8 million, which included $97.7 million for Electric, $123.3 million for Water and $9.8 million for all other Non-Major funds. The Water fund also has restricted net position of $103.5 million for funding of future plant expansions. The change in net position for FY 2025 was $194 million resulting primarily from increased investment income, continued growth in the City's utility systems, and development funded capital improvements. Development growth has greatly impacted the Utilities. Georgetown's population increased 11.6% year over year and the overall number of meters being read increased 9% in FY2025.

GENERAL FUND BUDGETARY HIGHLIGHTS

The original and final budget of the General Fund changed due to budget amendments for increased revenues related to Winter Storm Mara, along with increased costs associated with additional public safety and Ask GTX call center staffing and equipment, and economic development agreements. The variance between the actual ending fund balance at September 30, 2024 of $38.4 million and the final budgetary fund balance of $30.6 million is attributed to increased investment income, increased sales taxes, and increased charges for services along with savings from anticipated departmental expenses.

CAPITAL ASSETS

The City's governmental activities (including the internal service funds) had invested $698.5 million in a variety of capital assets and infrastructure. The City has $1.365 billion invested in its business-type activities capital assets. The detail is reflected in the following schedule:

	Governmental Activities		Business-Type Activities		Total Primary Government	
(Dollars in thousands)	2025	2024	2025	2024	2025	2024
Land	$ 36,790	$ 27,893	$ 3,330	$ 3,329	$ 40,120	$ 31,222
Land rights	21,009	21,009	1,723	1,723	22,732	22,732
Buildings	109,037	108,901	13,364	12,873	122,401	121,774
Furniture, machinery, and equipment	53,067	46,011	4,969	4,336	58,036	50,347
Vehicles	42,799	46,427	18,877	99	61,676	46,526
Streets	422,776	382,107	1,339	821	424,115	382,928
Distribution system	15,505	15,252	1,115,878	1,019,815	1,131,383	1,035,067
Bridges	21,287	21,223	-	-	21,287	21,223
Improvements	109,613	99,388	23,361	7,337	132,974	106,725
Right-of-use-asset - leases	3,652	3,652	2,813	-	6,465	3,652
Right-of-use-asset - subscriptions	7,115	8,992	77	104	7,192	9,096
Construction in progress	121,058	85,271	515,778	335,675	636,836	420,946
Accumulated depreciation	(265,211)	(225,310)	(336,463)	(298,671)	(601,674)	(523,981)
Total capital assets	$ 698,497	$ 640,816	$ 1,365,046	$ 1,087,441	$ 2,063,543	$ 1,728,257

In FY2025, the City budgeted approximately $5.4 million of General Fund revenues for on-going street maintenance projects, along with the staff and maintenance costs of the street department. In addition, the City also budgeted $13 million of funds received in dedicated 1/4 cent sales tax for street maintenance. The maintenance funds are allocated among various projects identified by the pavement condition analysis and council goals. Total Street Maintenance expenditures for FY2025 were $16.1 million.

Utility infrastructure maintenance is budgeted within the utility funds. For fiscal year 2025, funding for electric and water services infrastructure maintenance was approximately $5.2 million.

Major capital assets added in FY 2025 are noted below:

- General Capital Projects:
  - Construction in process projects $87,473,367
  - DB Wood (SH 29 to Oak Ridge)
  - Downtown Austin Ave Parking Garage
  - Rockride Lane
  - Austin Ave Bridges
  - Southeast Inner Loop – MB21
  - Southern Blvd
  - DB Wood (Oak Ridge to Williams Dr)
  - Leander Rd (Norwood-Swbypass)
  - FM 971 Widening (Gantt-SH130)

- Completed projects:
  - IH35 and Inner Loop $8,894,882
  - Rabbit Hill Road $4,183,680
  - Sam Houston Ave Ext/SE1/Wilco Corridor $3,923,605
  - Downtown Sidewalk Improvements $2,358,733
  - Intersection Improvements (Lakeway @ Williams Dr) $1,737,022
  - Old Town Southeast Sidewalk Improvements $1,065,164
  - FM 1460 @ La Conterra Traffic Signal $550,747

- Utility Infrastructure and Capital Projects:
  - Electric distribution system expansion (including developers) $17,890,630
  - Water and Wastewater treatment and distribution system $497,096,462
  - Solid Waste Transfer Station $126,642
  - Stormwater improvements $503,127

For more detailed notes about the City's capital assets, please see Note 5 to the financial statements.

OUTSTANDING DEBT

	Governmental Activities		Business-type Activities		Total Primary Government	
	2025	2024	2025	2024	2025	2024
General obligation bonds	$ 438,045	$ 364,879	$ 71,279	$ 77,436	$ 509,324	$ 442,315
Sales tax revenue bonds	1,580	2,320	-	-	1,580	2,320
Special assessment revenue bonds	7,219	7,423	-	-	7,219	7,423
Revenue bonds	-	-	585,780	499,085	585,780	499,085
Premiums	29,817	27,881	41,842	37,597	71,659	65,478
Arbitrage	7,007	3,613	5,618	4,533	12,625	8,146
Compensated absences payable	13,106	12,348	3,819	3,374	16,925	15,722
Net pension liability	23,321	25,593	7,774	7,645	31,095	33,238
Other post-employment benefits	5,105	4,777	1,642	-	6,747	4,777
Lease liabilities	921	1,883	57	-	978	1,883
Subscription liabilities	2,548	4,391	-	48	2,548	4,439
Total long-term liabilities	$ 528,669	$ 455,108	$ 717,811	$ 629,718	$ 1,246,480	$ 1,084,826

- As of September 30, 2025, the City had a total of $509.3 million in general obligation debt outstanding. This represents a 15.1% increase over prior year. This increase reflects $38,235,000 of 2025 General Obligation Bonds, $66,405,000 of 2025 Certificates of Obligation, and $106,495,000 in 2025 Revenue Bonds being issued.

- The state limits the legal amount of tax levy available for general obligation debt service to $1.50 per $100 valuation. The City's 2025 debt levy equaled $0.239592 per $100 assessed valuation, or 16.% of the maximum allowed.

- Other long-term debts included are compensated absence payable, net pension obligation, arbitrage liability and other post-employment benefits. These experienced an increase from FY 2025 of $3.2 million due to increased arbitrage liabilities, an increase in GASB 87 lease liabilities, and GASB101 resulting in higher compensated absences. The major driver for the decrease in the Net Pension Liability are changes in investment returns. Subscription Liabilities also increased due to an increased number and dollar amounts on IT subscriptions.

- A detailed analysis of the City's long-term debt is located in Note 9 to the financial statements.

ECONOMIC FACTORS

During FY 2025, the City continued to see some growth in the local and regional economy. Total sales tax receipts grew to $2.3 million, or 4.5% over FY2024. The growth in residential and commercial development continued in FY2025, while unemployment increased to 4.5% from 4.3% in 2024. The residential growth in the City's utility service area, which includes both the city limits and the City's extra territorial jurisdiction (ETJ), continued at a steady 5% growth rate.

DISCRETELY PRESENTED COMPONENT UNIT

The Georgetown Economic Development Corporation (GEDCO) has been included in the reporting entity as a discretely presented component unit since it provides benefits to other entities aside from the City. Separate audited financial statements are not issued for GEDCO.

CONTACTING THE CITY'S FINANCIAL MANAGEMENT

This report is designed to provide City Council, citizens, customers, bond rating agencies, investors and creditors with a general overview of the City's

Finance Division
City of Georgetown
510 W. 9th Street
Georgetown, Texas 78626
(512) 930-6534
www.georgetowntexas.gov
finance@georgetowntexas.gov

THIS PAGE INTENTIONALLY LEFT BLANK.

GEORGETOWN
TEXAS
more than welcome

Basic Financial Statements

City of Georgetown, Texas
Statement of Net Position
September 30, 2025

	Primary Government			Component Unit
	Governmental Activities	Business-type Activities	Total	Georgetown Economic Development Corporation
ASSETS				
Cash and cash equivalents	$ 76,033,052	$ 125,720,849	$ 201,753,901	$ 5,483,363
Cash and cash equivalents - restricted	167,143,721	175,240,353	342,384,074	-
Investments	98,755,574	163,292,601	262,048,175	10,144,131
Investments - restricted	137,319,042	116,420,088	253,739,130	-
Prepaid items	224,402	15,652,893	15,877,295	-
Accounts receivable				
Services (net of allowance for uncollectibles)	-	41,715,712	41,715,712	-
Taxes and other	26,738,124	4,831,363	31,569,487	561,642
Internal balances	(214,313)	214,313	-	-
Other assets	-	1,689,460	1,689,460	-
Inventories	3,409,982	674,606	4,084,588	-
Long-term receivables	2,012,588	6,285,818	8,298,406	-
Regulatory asset, net	-	37,200,000	37,200,000	-
Capital assets				
Land	36,790,351	3,329,683	40,120,034	-
Land rights	21,009,247	1,723,151	22,732,398	-
Buildings	109,036,899	13,363,993	122,400,892	-
Furniture, machinery, and equipment	53,065,531	4,969,217	58,034,748	-
Vehicles	42,799,104	18,877,121	61,676,225	-
Streets	422,776,303	1,339,317	424,115,620	-
Distribution system	15,504,854	1,115,878,293	1,131,383,147	-
Bridges	21,286,699	-	21,286,699	-
Improvements	109,613,280	23,359,921	132,973,201	139,740
Right-to-use asset - leases	3,652,349	2,813,173	6,465,522	-
Right-to-use asset - subscriptions	7,115,443	76,500	7,191,943	-
Construction in progress	121,057,974	515,778,421	636,836,395	-
Accumulated depreciation and amortization	(265,211,333)	(336,463,039)	(601,674,372)	-
Total assets	1,209,918,873	2,053,983,807	3,263,902,680	16,328,876
DEFERRED OUTFLOWS OF RESOURCES				
Deferred outflow related to pension	14,304,724	4,768,243	19,072,967	-
Deferred outflow related to OPEB	1,391,306	-	1,391,306	-
Deferred charge on refunding	487,921	-	487,921	-
Total deferred outflows of resources	16,183,951	4,768,243	20,952,194	-
LIABILITIES				
Accounts payable	22,508,679	33,043,714	55,552,393	976,379
Unearned revenue	20,095,869	643,022	20,738,891	-
Accrued interest	3,631,956	4,499,927	8,131,883	6,867
Payable from restricted assets				
Construction contracts and retainages	3,583,373	17,950,364	21,533,737	-
Customer deposits payable from restricted assets	427,119	5,068,459	5,495,578	-
Noncurrent liabilities, due within one year	38,061,789	29,687,654	67,749,443	233,203
Noncurrent liabilities, due in more than one year				
Lease liability	351,899	702,972	1,054,871	-
Subscription liability	1,021,613	31,875	1,053,488	-
Accrued employee benefits	9,175,220	2,392,438	11,567,658	-
Net pension liability	23,321,224	7,773,742	31,094,966	-
Other post employment benefits	5,040,688	-	5,040,688	-
Arbitrage	6,996,667	5,142,145	12,138,812	-
Long-term debt	444,699,839	672,080,354	1,116,780,193	1,747,549
Total liabilities	578,915,935	779,016,666	1,357,932,601	2,963,998
DEFERRED INFLOWS OF RESOURCES				
Deferred inflows related to pension	2,188,802	729,600	2,918,402	-
Deferred inflows related to OPEB	2,069,405	-	2,069,405	-
Deferred inflows related to leases	177,067	6,580,152	6,757,219	-
Total deferred inflows of resources	4,435,274	7,309,752	11,745,026	-
NET POSITION				
Net investment in capital assets	515,173,019	938,155,295	1,453,328,314	139,740
Restricted for				
Debt service	2,306,985	-	2,306,985	-
Hotel/Motel tax	3,877,331	-	3,877,331	-
Street maintenance tax	9,074,075	-	9,074,075	-
PEG Fees	911,240	-	911,240	-
Municipal court	276,062	-	276,062	-
Police	614,470	-	614,470	-
Public improvement districts	2,207,314	-	2,207,314	-
Tax Increment zone improvements	3,852,910	-	3,852,910	-
Sidewalks	160,099	-	160,099	-
Park improvements	22,444,367	-	22,444,367	-
Streetlight maintenance	79,996	-	79,996	-
Capital Projects	-	103,464,695	103,464,695	-
Unrestricted	81,773,747	230,805,642	312,579,389	13,225,138
TOTAL NET POSITION	$ 642,751,615	$ 1,272,425,632	$ 1,915,177,247	$ 13,364,878

The Notes to the Financial Statements are an integral part of this statement.

City of Georgetown, Texas
Statement of Activities
For the Fiscal Year Ended September 30, 2025

Functions/Programs	Expenses	Program Revenues: Charges for Services	Program Revenues: Operating Grants & Contributions	Program Revenues: Capital Grants & Contributions	Net (Expense) Revenue and Changes in Net Position – Primary Government: Governmental Activities	Primary Government: Business-type Activities	Primary Government: Total	Component Unit: Georgetown Economic Development Corporation
PRIMARY GOVERNMENT								
Governmental activities								
Culture / recreation	$ 27,020,145	$ 8,042,359	$ 449,672	$ 1,346,175	$ (17,181,939)	$ -	$ (17,181,939)	
Development	15,124,445	7,493,087	67,116	-	(7,564,242)	-	(7,564,242)	
Fire	36,547,582	6,028,672	5,979,908	-	(24,539,002)	-	(24,539,002)	
General government	20,956,255	1,194,675	16,644,513	806,653	(2,310,414)	-	(2,310,414)	
Police	30,522,037	966,840	843,827	-	(28,711,370)	-	(28,711,370)	
Streets	26,638,510	485,974	2,000,000	23,025,844	(1,126,692)	-	(1,126,692)	
Environmental services	162,543	1,327,106	-	-	1,164,563	-	1,164,563	
Interest on long-term debt	19,629,830	-	-	-	(19,629,830)	-	(19,629,830)	
Total governmental activities	176,601,347	25,538,713	25,985,036	25,178,672	(99,898,926)	-	(99,898,926)	
Business-type activities								
Electric	111,462,940	114,553,215	393,467	25,998,679	-	29,482,421	29,482,421	
Water	113,864,226	181,588,685	-	56,557,158	-	124,281,617	124,281,617	
Airport	6,356,549	5,678,713	123,000	-	-	(554,836)	(554,836)	
Stormwater	8,695,087	6,455,687	-	18,638,990	-	16,399,590	16,399,590	
Solid Waste	16,595,528	17,846,651	14,042.00	-	-	1,265,165	1,265,165	
Total business-type activities	256,974,330	326,122,951	530,509	101,194,827	-	170,873,957	170,873,957	
TOTAL PRIMARY GOVERNMENT	$ 433,575,677	$ 351,661,664	$ 26,515,545	$ 126,373,499	(99,898,926)	170,873,957	70,975,031	
COMPONENT UNIT - GEORGETOWN ECONOMIC DEVELOPMENT CORPORATION	$ 2,668,116	$ -	$ -	$ -				$ (2,668,116)
General Revenues								
Property tax					62,606,779	-	62,606,779	-
Sales tax					52,786,878	-	52,786,878	3,518,820
Franchise taxes					9,765,456	299,440	10,064,896	-
Hotel occupancy tax					2,181,192	-	2,181,192	-
Mixed beverage tax					393,226	-	393,226	-
Auto inventory tax					310,741	-	310,741	-
Investment income					20,594,970	27,500,617	48,095,587	646,194
Other					5,934,128	-	5,934,128	505,767
Transfers					4,277,586	(4,277,586)	-	-
Total general revenues and transfers					158,850,956	23,522,471	182,373,427	4,670,781
Change in net position					58,952,030	194,396,428	253,348,458	2,002,665
Net position, beginning of the year					583,799,585	1,078,029,204	1,661,828,789	11,362,213
NET POSITION, END OF THE YEAR					$ 642,751,615	$ 1,272,425,632	$ 1,915,177,247	$ 13,364,878

The Notes to the Financial Statements are an integral part of this statement.

THIS PAGE INTENTIONALLY LEFT BLANK.

GEORGETOWN
TEXAS
more than welcome

Fund Financial Statements

City of Georgetown, Texas

Balance Sheet – Governmental Funds
September 30, 2025

	General	Georgetown Transportation Enhancement Corporation	Debt Service	General Capital Projects	Nonmajor Governmental Funds	Total Governmental Funds
ASSETS						
Cash and cash equivalents	$ 17,142,062	$ 3,429,167	$ -	$ 10,757,498	$ 22,288,185	$ 53,616,912
Cash and cash equiv. - restricted	-	64,637,047	5,257,085	96,414,405	835,184	167,143,721
Investments	22,264,976	4,453,977	-	13,972,382	28,949,022	69,640,357
Investments - restricted	-	28,122,780	-	109,196,262	-	137,319,042
Accounts receivable, net						
Property taxes	376,899	-	593,079	-	16,868	986,846
Sales tax	5,054,781	2,246,570	-	-	1,123,285	8,424,636
Grants	5,934	-	-	4,713,167	22,395	4,741,496
Interest	4,336	-	-	-	-	4,336
EMS	4,975,978	-	-	-	-	4,975,978
Other	939,057	-	-	-	5,608,760	6,547,817
Due from other funds	1,183,349	-	-	758,824	525	1,942,698
Long-term receivables	152,588	-	-	-	-	152,588
Prepaid items	23,392	-	-	-	-	23,392
TOTAL ASSETS	$ 52,123,352	$ 102,889,541	$ 5,850,164	$235,812,538	$ 58,844,224	$ 455,519,819
LIABILITIES						
Accounts payable and accrued liabilities	$ 6,774,315	$ 1,068,367	$ -	$ 7,009,951	$ 5,331,611	$ 20,184,244
Due to other funds	-	-	-	-	1,402,758	1,402,758
Unearned revenue	7,721,039	-	-	11,104,747	1,270,083	20,095,869
Total liabilities	14,495,354	1,068,367	-	18,114,698	8,004,452	41,682,871
DEFERRED INFLOWS OF RESOURCES						
Deferred inflow leases receivables	177,067	-	-	-	-	177,067
Deferred property taxes	376,899	-	593,079	-	16,868	986,846
Total deferred inflows of resources	553,966	-	593,079	-	16,868	1,163,913
FUND BALANCE						
Nonspendable	23,392	-	-	-	-	23,392
Restricted	-	4,815,000	5,257,085	217,697,840	43,497,864	271,267,789
Committed	20,876,742	97,006,174	-	-	7,325,040	125,207,956
Unassigned	16,173,898	-	-	-	-	16,173,898
Total fund balance	37,074,032	101,821,174	5,257,085	217,697,840	50,822,904	412,673,035
TOTAL LIABILITIES, DEFERRED INFLOWS AND FUND BALANCE	$ 52,123,352	$ 102,889,541	$ 5,850,164	$235,812,538	$ 58,844,224	$ 455,519,819

The Notes to the Financial Statements are an integral part of this statement.

City of Georgetown, Texas

Reconciliation of the Governmental Funds Balance Sheet
to the Statement of Net Position
September 30, 2025

Total fund balance - total governmental funds	$ 412,673,035
Amounts reported for governmental activities in the statement of net position are different because:	
The City uses internal service funds to charge the costs of certain activities, such as capital assets, administrative services and information technology to the City's other funds. The assets and liabilities of the internal service funds are included in governmental functions in the statement of net position.	76,212,805
Capital assets, net of accumulated depreciation, used in governmental activities are not current financial resources and therefore are not reported in the governmental funds balance sheet.	667,750,521
Long-term debt is not due and payable using available resources and is not recorded in the governmental funds balance sheet. The impact of recognizing long-term debt, and related items is as follows:	
Bonds payable	(446,844,418)
Premiums on bond issuance	(29,817,135)
Deferred charge on refunding bonds	487,921
Accrued interest	(3,543,179)
Arbitrage liability	(7,006,825)
Other long-term liabilities, and related amounts, are not due and payable using available resources and are not recorded in the governmental funds balance sheet. The impact of recognizing these items is as follows:	
Lease liability	(533,040)
Subscription liability	(28,982)
Compensated absences	(12,457,784)
Net pension liability	(23,321,224)
Deferred outflow related to pension	14,304,724
Deferred inflow related to pension	(2,188,802)
Other post-employment benefits	(5,104,749)
Deferred outflow related to other post-employment benefits	1,391,306
Deferred inflow related to other post-employment benefits	(2,069,405)
Revenues from property taxes are deferred in the governmental fund balance sheet until they are considered available to fund current expenditures, but such revenues are recognized in the government-wide statements.	986,846
Some long-term receivables are not recognized in the governmental fund balance sheet until the funds are considered available to fund current expenditures.	1,860,000
Net position of governmental activities	$ 642,751,615

The Notes to the Financial Statements are an integral part of this statement.

City of Georgetown, Texas

Statement of Revenues, Expenditures, and
Changes in Fund Balance – Governmental Funds
For the Fiscal Year Ended September 30, 2025

	General Fund	Georgetown Transportation Enhancement Corporation	Debt Service	General Capital Projects	Nonmajor Governmental Funds	Total Governmental Funds
REVENUES						
Property taxes	$ 21,650,945	$ -	$ 38,585,752	$ -	$ 2,334,135	$ 62,570,832
Sales tax	31,673,955	14,075,282	-	-	7,037,641	52,786,878
Franchise taxes	9,669,369	-	-	-	96,087	9,765,456
Other taxes	703,967	-	-	-	2,778,299	3,482,266
Charges for service	17,214,270	-	-	746,832	6,729,035	24,690,137
Fines and forfeitures	654,997	-	-	-	193,579	848,576
Donations and grants	7,217,121	-	-	6,713,167	14,095,139	28,025,427
Investment income	1,793,270	2,842,114	1,110,885	9,720,048	2,369,215	17,835,532
Other revenue	1,189,236	-	922	835,846	1,031,593	3,057,597
Total revenues	91,767,130	16,917,396	39,697,559	18,015,893	36,664,723	203,062,701
EXPENDITURES						
Current						
Culture / recreation	16,437,516	-	-	-	2,804,767	19,242,283
Development	7,195,532	1,376,732	-	-	130,406	8,702,670
Fire services	33,644,309	-	-	-	181,043	33,825,352
General government	15,718,666	-	-	-	2,037,935	17,756,601
Highways and streets	7,471,848	-	-	234,614	40,190	7,746,652
Police	28,911,949	-	-	-	191,825	29,103,774
Environmental services	-	-	-	-	162,543	162,543
Capital outlay	473,593	6,127,844	-	55,777,498	22,751,407	85,130,342
Debt service						
Principal retirement	-	740,000	27,048,256	-	151,333	27,939,589
Interest and fiscal charges	-	305,090	15,477,904	677,926	355,333	16,816,253
Total expenditures	109,853,413	8,549,666	42,526,160	56,690,038	28,806,782	246,426,059
Excess (deficiency) of revenues over (under) expenditures	(18,086,283)	8,367,730	(2,828,601)	(38,674,145)	7,857,941	(43,363,358)
OTHER FINANCING SOURCES (USES)						
Transfers in	20,669,394	-	4,032,901	9,396,426	1,090,000	35,188,721
Transfers out	(3,685,501)	(3,309,149)	-	(4,281,710)	(4,334,462)	(15,610,822)
Issuance of bonds	-	42,735,000	-	57,620,000	-	100,355,000
Premiums	-	1,864,020	-	2,123,203	-	3,987,223
Total other financing sources (uses)	16,983,893	41,289,871	4,032,901	64,857,919	(3,244,462)	123,920,122
Net change in fund balances	(1,102,390)	49,657,601	1,204,300	26,183,774	4,613,479	80,556,764
Fund balances, beginning of year	38,176,422	52,163,573	4,052,785	191,514,066	46,209,425	332,116,271
FUND BALANCES, end of year	$ 37,074,032	$ 101,821,174	$ 5,257,085	$ 217,697,840	$ 50,822,904	$412,673,035

The Notes to the Financial Statements are an integral part of this statement.

City of Georgetown, Texas

Reconciliation of the Governmental Funds Statement of Revenues, Expenditures, and Changes in Fund Balance
to the Statement of Activities – Governmental Funds
For the Fiscal Year Ended September 30, 2025

NET CHANGE IN FUND BALANCES - GOVERNMENTAL FUNDS	$ 80,556,764
Amounts reported for governmental activities in the statement of activities are different because:	
The City uses internal service funds to charge the costs of certain activities, such as fleet management and information technology to appropriate functions in other funds. The change in net position of internal service funds is recognized in governmental activities in the statement of activities.	(7,334,228)
Current year capital outlays are expenditures in the fund statements, but are shown as increases in capital assets in the government-wide financial statements. The effect of removing the current year capital outlays is to increase net position. Depreciation is not recognized as an expenditure in governmental funds since it does not require the use of current financial resources.	
Capital outlay	85,130,342
Depreciation	(41,738,766)
Net book value of current year disposals	(57,921)
Capital assets contributed or donated to the City are not recognized in governmental funds since they do not provide current financial resources, but are recognized in the statement of activities as program revenues	23,025,844
Proceeds from issuance of long-term debt are recognized as other financing sources in the governmental funds, but are treated as an increase in liabilities in the governmental activities. Principal payments on long-term debt are recognized as expenditures in the governmental funds, but are treated as reductions of liabilities in the governmental activities. Deferred charges on refunding bonds are recognized in the governmental activities, and amortized with the related long-term debt. Premiums on long-term debt issuances are recognized as other financing sources in the governmental funds, but are presented as a component of long-term debt and amortized in the governmental activities.	
Bond payments	28,132,256
Issuance of bonds	(100,355,000)
Premium on bond issuance	(3,987,223)
Amortization of bond premiums, net	2,050,590
Amortization of deferred charge on refunding, net	(226,009)
Increase in arbitrage liability	(3,393,981)
Interest is accrued on outstanding debt in the governmental activities statement of net position, but in the governmental fund financial statements the expenditure is reported when due.	(1,341,640)
Compensated absences, other post-employment benefit obligations, pension liability, lease liabilities, subscription liabilities, and related deferred inflows and outflows of resources are not recognized in the governmental funds as they will not be settled with current financial resources; however these obligations are recognized in the governmental activities statement of net position. The change in these amounts for the current year is:	
Net pension liability	2,272,160
Deferred outflow related to pension	(820,451)
Deferred inflow related to pension	(2,058,992)
Other post employment benefits	(327,393)
Deferred outflow related to other post-employment benefits	(257,727)
Deferred inflow related to other post-employment benefits	76,370
Compensated absences	(639,645)
Lease liability	322,420
Subscription liability	28,313
Changes to revenue deferred in the governmental funds but recognized in the governmental activities and to long-term note receivables not recorded in the governmental funds for the current year are:	
Long-term receivable	(140,000)
Unavailable property taxes	35,947
CHANGE IN NET POSITION OF GOVERNMENTAL ACTIVITIES	$ 58,952,030

The Notes to the Financial Statements are an integral part of this statement.

THIS PAGE INTENTIONALLY LEFT BLANK.

GEORGETOWN
TEXAS
more than welcome

City of Georgetown, Texas

Statement of Revenues, Expenditures, and Changes in Fund Balance
Budget and Actual – General Fund
For the Fiscal Year Ended September 30, 2025

	Budgeted Amounts		Actual Budgetary Basis	Variance to Final Budget
	Original	Final		
REVENUES				
Property taxes	$ 22,813,842	$ 22,813,842	$ 21,650,945	$ (1,162,897)
Sales tax	30,304,757	30,304,757	31,673,955	1,369,198
Franchise taxes	9,668,215	9,668,215	9,669,369	1,154
Other taxes	750,000	750,000	703,967	(46,033)
Charges for services	18,847,704	19,012,704	19,440,721	428,017
Fines and forfeitures	522,650	522,650	654,997	132,347
Donations and grants	6,541,657	6,551,657	7,217,121	665,464
Investment income	1,800,000	1,800,000	1,793,270	(6,730)
Miscellaneous	386,136	387,636	1,189,236	801,600
Total revenues	91,634,961	91,811,461	93,993,581	2,182,120
EXPENDITURES				
Culture / recreation	16,697,257	16,731,484	16,437,516	293,968
Development	6,723,480	8,765,636	7,210,290	1,555,346
Fire services	33,449,387	33,956,377	33,801,909	154,468
General government	17,516,439	17,356,450	18,106,608	(750,158)
Highways and streets	7,702,932	8,147,263	7,471,848	675,415
Police services	29,863,778	30,087,068	29,051,693	1,035,375
Total expenditures	111,953,273	115,044,278	112,079,864	2,964,414
Excess (Deficiencies) of revenues over expenditures	(20,318,312)	(23,232,817)	(18,086,283)	5,146,534
OTHER FINANCING SOURCES (USES)				
Transfers in	19,345,950	20,561,167	20,669,394	(108,227)
Transfers out	(2,490,000)	(3,685,501)	(3,685,501)	-
Total other financing sources (uses)	16,855,950	16,875,666	16,983,893	(108,227)
Net change in fund balance	(3,462,362)	(6,357,151)	(1,102,390)	5,254,761
Fund balances, beginning of year	32,219,275	38,427,314	38,176,422	(250,892)
FUND BALANCES, end of year	$ 28,756,913	$ 32,070,163	$ 37,074,032	$ 5,003,869

The Notes to the Financial Statements are an integral part of this statement.

City of Georgetown, Texas
Statement of Net Position
Proprietary Funds
September 30, 2025

	Electric Fund	Water Services Fund	Nonmajor Enterprise Funds	Total	Governmental Activities Internal Service Funds
ASSETS					
Current assets					
Cash and cash equivalents	$ 21,412,090	$ 100,628,631	3,680,128	$ 125,720,849	$ 22,416,140
Cash and cash equivalents - restricted	20,750,725	151,904,177	2,585,451	175,240,353	-
Investments	27,811,106	130,701,559	4,779,936	163,292,601	29,115,217
Investments - restricted	5,088,649	111,331,439	-	116,420,088	-
Prepaid expenses	11,517,812	4,135,081	-	15,652,893	201,010
Accounts receivable, net					
Services	17,454,874	20,865,887	3,394,951	41,715,712	1,057,015
Grants	393,467	-	100,000	493,467	-
Interest receivable	-	-	7,231	7,231	-
Other	888,244	2,613,698	828,723	4,330,665	-
Other assets	1,689,460	-	-	1,689,460	-
Due from other funds	279,576	-	20,005	299,581	14,037
Inventories	603,248	9,743	61,615	674,606	3,409,982
Total current assets	107,889,251	522,190,215	15,458,040	645,537,506	56,213,401
Noncurrent assets					
Long-term receivables	-	120,752	6,165,066	6,285,818	-
Regulatory asset, net	37,200,000	-	-	37,200,000	-
Capital assets					
Land	635,073	1,559,074	1,135,536	3,329,683	695,992
Land rights	153,607	66,006	1,503,538	1,723,151	-
Buildings	24,637	9,483,138	3,856,218	13,363,993	510,121
Furniture, machinery, and equipment	1,866,271	2,463,174	639,772	4,969,217	19,235,488
Vehicles	6,505,412	9,195,448	3,176,261	18,877,121	42,441,001
Streets	-	-	1,339,317	1,339,317	-
Distribution system	276,242,498	690,248,844	149,386,951	1,115,878,293	3,281,970
Improvements	173,421	802,666	22,383,834	23,359,921	1,194,203
Construction in progress	17,890,630	497,096,462	791,329	515,778,421	1,075
Right-to-use asset - leases	-	2,813,173	-	2,813,173	2,072,696
Right-to-use asset - subscriptions	76,500	-	-	76,500	7,000,816
Less accumulated depreciation and amortization	(102,697,682)	(190,566,422)	(43,198,935)	(336,463,039)	(45,687,182)
Total capital assets (net of accumulated depreciation and amortization)	200,870,367	1,023,161,563	141,013,821	1,365,045,751	30,746,180
Total noncurrent assets	238,070,367	1,023,282,315	147,178,887	1,408,531,569	30,746,180
TOTAL ASSETS	345,959,618	1,545,472,530	162,636,927	2,054,069,075	86,959,581
DEFERRED OUTFLOWS OF RESOURCES					
Deferred outflow related to pension	2,098,027	2,288,756	381,460	4,768,243	-
Total deferred outflows of resources	2,098,027	2,288,756	381,460	4,768,243	-
TOTAL ASSETS AND DEFERRED OUTFLOWS OF RESOURCES	$ 348,057,645	$ 1,547,761,286	$ 163,018,387	$ 2,058,837,318	$ 86,959,581

The Notes to the Financial Statements are an integral part of this statement.

City of Georgetown, Texas
Statement of Net Position – Continued
Proprietary Funds
September 30, 2025

	Electric Fund	Water Services Fund	Nonmajor Enterprise Funds	Total	Governmental Activities Internal Service Funds
CURRENT LIABILITIES					
Accounts payable	$ 12,600,983	$ 18,700,868	$ 1,741,863	$ 33,043,714	$ 5,907,808
Accrued employee benefits	612,117	700,165	114,682	1,426,964	232,689
Due to other funds	-	85,268	-	85,268	768,290
Unearned revenue	133,222	366,482	143,318	643,022	-
Current portion of long-term debt	10,065,168	15,506,213	1,249,622	26,821,003	-
Arbitrage	-	475,358	-	475,358	-
Accrued interest	701,530	3,689,565	108,832	4,499,927	88,777
Current portion of lease liability	-	938,829	-	938,829	387,964
Current portion of subscription liability	25,500	-	-	25,500	1,496,839
Total	24,138,520	40,462,748	3,358,317	67,959,585	8,882,367
Construction contracts and retainages payable	2,712	17,929,872	17,780	17,950,364	-
Customer deposits	4,803,143	251,881	13,435	5,068,459	427,119
Total current liabilities payable from restricted assets	4,805,855	18,181,753	31,215	23,018,823	427,119
Total current liabilities	28,944,375	58,644,501	3,389,532	90,978,408	9,309,486
NONCURRENT LIABILITIES					
Accrued employee benefits	1,057,164	1,139,160	196,114	2,392,438	415,677
Long-term debt	116,169,911	535,597,329	20,313,114	672,080,354	-
Arbitrage	-	5,142,145	-	5,142,145	-
Net pension liability	3,420,446	3,731,396	621,900	7,773,742	-
Lease liability	-	702,972	-	702,972	-
Subscription liability	31,875	-	-	31,875	1,021,613
Total noncurrent liabilities	120,679,396	546,313,002	21,131,128	688,123,526	1,437,290
TOTAL LIABILITIES	149,623,771	604,957,503	24,520,660	779,101,934	10,746,776
DEFERRED INFLOWS OF RESOURCES					
Deferred inflows related to pension	321,024	350,208	58,368	729,600	-
Deferred inflow related to leases	-	-	6,580,152	6,580,152	-
TOTAL DEFERRED INFLOWS OF RESOURCES	321,024	350,208	6,638,520	7,309,752	-
NET POSITION					
Net investment in capital assets	100,414,575	715,721,964	122,018,756	938,155,295	27,839,764
Restricted for capital projects	-	103,464,695	-	103,464,695	-
Unrestricted	97,698,275	123,266,916	9,840,451	230,805,642	48,373,041
Total net position	198,112,850	942,453,575	131,859,207	1,272,425,632	76,212,805
TOTAL LIABILITIES, DEFERRED INFLOWS OF RESOURCES AND NET POSITION	$ 348,057,645	$ 1,547,761,286	$ 163,018,387	$ 2,058,837,318	$ 86,959,581

The Notes to the Financial Statements are an integral part of this statement.

City of Georgetown, Texas

Statement of Revenues, Expenses, and Changes in Fund Net Position
Proprietary Funds
For the Fiscal Year Ended September 30, 2025

	Electric Fund	Water Services Fund	Nonmajor Enterprise Funds	Total	Governmental Activities Internal Service Funds
OPERATING REVENUES					
Service charges					
Electric	$ 105,834,126	$ -	$ -	$ 105,834,126	$ -
Water	-	88,804,861	-	88,804,861	-
Wastewater	-	34,975,307	-	34,975,307	-
Other	5,527,095	9,381,957	29,482,717	44,391,769	73,475,529
Total operating revenues	111,361,221	133,162,125	29,482,717	274,006,063	73,475,529
OPERATING EXPENSES					
Electric	24,222,990	-	-	24,222,990	-
Water	-	39,946,273	-	39,946,273	-
Wastewater	-	2,935,790	-	2,935,790	-
Depreciation and amortization	8,205,517	17,744,833	4,544,680	30,495,030	9,444,410
Utility contracts	75,007,759	13,666,865	-	88,674,624	-
Plant management	-	11,410,519	-	11,410,519	-
Other	-	3,900,553	26,609,910	30,510,463	61,121,129
Total operating expenses	107,436,266	89,604,833	31,154,590	228,195,689	70,565,539
Net operating income (loss)	3,924,955	43,557,292	(1,671,873)	45,810,374	2,909,990
NONOPERATING REVENUES (EXPENSES)					
Investment income	3,792,336	22,603,739	1,104,542	27,500,617	2,759,438
Donations and grants	393,467	-	137,042	530,509	-
Interest and fiscal charges	(4,040,222)	(24,270,329)	(498,494)	(28,809,045)	(95,204)
Gain(loss) on disposed assets	13,548	10,936	5,920	30,404	(13,905)
Franchise taxes	-	-	299,440	299,440	-
Other	3,191,994	48,426,560	498,334	52,116,888	2,293,329
Total nonoperating revenues (expenses)	3,351,123	46,770,906	1,546,784	51,668,813	4,943,658
Income (loss) before contributions and transfers	7,276,078	90,328,198	(125,089)	97,479,187	7,853,648
CONTRIBUTIONS AND TRANSFERS					
Capital contributions	25,998,679	56,557,158	18,638,990	101,194,827	112,437
Transfers in	7,122,164	9,703,753	3,564,949	20,390,866	6,723,952
Transfers out	(6,920,917)	(11,207,137)	(6,540,398)	(24,668,452)	(22,024,265)
Total contributions and transfers	26,199,926	55,053,774	15,663,541	96,917,241	(15,187,876)
Change in net position	33,476,004	145,381,972	15,538,452	194,396,428	(7,334,228)
Net position, beginning of period	164,636,846	797,071,603	116,320,755	1,078,029,204	83,547,033
TOTAL NET POSITION, end of period	$ 198,112,850	$ 942,453,575	$ 131,859,207	$1,272,425,632	$ 76,212,805

The Notes to the Financial Statements are an integral part of this statement.

City of Georgetown, Texas
Statement of Cash Flows
Proprietary Funds
For the Fiscal Year Ended September 30, 2025

	Electric Fund	Water Services Fund	Nonmajor Enterprise Funds	Total	Governmental Activities Internal Service Funds
CASH FLOWS FROM OPERATING ACTIVITIES					
Cash received from customers	$ 118,721,833	$ 175,237,073	$ 26,178,839	$ 320,137,745	$ 76,658,819
Payments to suppliers	(91,916,154)	(69,015,192)	(24,798,348)	(185,729,694)	(43,232,626)
Payments to employees for services	(5,746,589)	(10,940,500)	2,327,204	(14,359,885)	(16,157,750)
Net cash provided by (used in) operating activities	21,059,090	95,281,381	3,707,695	120,048,166	17,268,443
CASH FLOWS FROM NONCAPITAL FINANCING ACTIVITIES					
Transfers out	(6,920,917)	(11,207,137)	(6,540,398)	(24,668,452)	(22,024,265)
Transfers in	7,122,164	4,298,640	2,186,577	13,607,381	6,723,952
Net cash provided by (used in) noncapital financing activities	201,247	(6,908,497)	(4,353,821)	(11,061,071)	(15,300,313)
CASH FLOWS FROM CAPITAL AND RELATED FINANCING ACTIVITIES					
Acquisition of capital assets	(5,723,282)	(184,964,889)	(1,555,758)	(192,243,929)	(158,906)
Sale of capital assets	-	-	-	-	(19,868)
Donations and grants	393,467	-	137,042	530,509	-
Proceeds from issuance of long-term debt	17,490,000	83,870,000	1,000,000	102,360,000	-
Principal paid on revenue and certificates of obligation bonds	(9,280,397)	(11,423,487)	(1,152,819)	(21,856,703)	-
Interest paid on revenue and certificates of obligation bonds	(3,914,603)	(17,360,978)	(1,133,789)	(22,409,370)	-
Principal paid on leases	-	(924,551)	-	(924,551)	(639,446)
Interest paid on leases	-	(34,368)	-	(34,368)	-
Principal paid on subscriptions	(67,557)	-	-	(67,557)	(2,290,340)
Interest paid on subscriptions	(6,375)	-	-	(6,375)	(93,003)
Net cash used in capital and related financing activities	(1,108,747)	(130,838,273)	(2,705,324)	(134,652,344)	(3,201,563)
CASH FLOWS FROM INVESTING ACTIVITIES					
Interest received	3,842,309	22,511,650	1,081,849	27,435,808	2,759,438
Change in temporary investments	(6,409,242)	80,770,290	1,814,069	76,175,117	1,388,047
Net cash provided by (used in) investing activities	(2,566,933)	103,281,940	2,895,918	103,610,925	4,147,485
Net change in cash and cash equivalents	17,584,657	60,816,551	(455,532)	77,945,676	2,914,052
CASH AND CASH EQUIVALENTS, beginning of year	24,578,158	191,716,257	6,721,111	223,015,526	19,502,088
CASH AND CASH EQUIVALENTS, end of year	$ 42,162,815	$ 252,532,808	$ 6,265,579	$ 300,961,202	$ 22,416,140
CLASSIFIED AS					
Current assets	$ 21,412,090	$ 100,628,631	$ 3,680,128	$ 125,720,849	$ 22,416,140
Restricted assets	20,750,725	151,904,177	2,585,451	175,240,353	-
TOTAL	$ 42,162,815	$ 252,532,808	$ 6,265,579	$ 300,961,202	$ 22,416,140
NONCASH CAPITAL AND RELATED FINANCING ACTIVITIES					
Capital asset purchases on account (accrued but not paid)	$ 2,712	$ 17,929,872	$ 1,965	$ 17,934,549	$ -
Capital asset acquisitions under subscriptions (SBITAs)	76,500	2,574,803	-	2,651,303	474,880
Developer contributions	25,998,679	56,557,158	18,638,990	101,194,827	112,437
OPERATING INCOME (LOSS)	$ 3,924,955	$ 43,557,292	$ (1,671,873)	$ 45,810,374	$ 2,909,990
Adjustments to reconcile operating income (loss) to cash provided by operating activities					
Depreciation and Amortization	8,205,517	17,744,833	4,544,680	30,495,030	9,444,410
Regulatory asset	2,400,000	-	-	2,400,000	-
Gain/loss on disposal of asset	13,548	10,936	5,920	30,404	(13,905)
Other income	3,191,994	48,426,560	797,774	52,416,328	2,293,329
Decrease (increase) in prepaid expenses	(2,031,187)	(322,337)	-	(2,353,524)	(1,010)
Decrease (increase) in inventories	-	(7,314)	1,374	(5,940)	(1,092,576)
Decrease (increase) in accounts receivable	4,089,739	(6,362,148)	(4,089,697)	(6,362,106)	476,747
Decrease (increase) in other assets	(47,423)	-	-	(47,423)	-
Increase (decrease) in due to/from other funds	(279,576)	85,268	(20,005)	(214,313)	718,643
Increase (decrease) in accounts payable	990,669	(8,316,123)	251,241	(7,074,213)	1,987,278
Increase (decrease) in customer deposits	255,504	(400)	7,430	262,534	427,119
Increase (decrease) in unearned revenue	(142,750)	-	(25,305)	(168,055)	-
Increase (decrease) in net pension liability	267,078	278,845	3,867,940	4,413,863	-
Increase (decrease) in accrued employee benefits	221,022	185,969	38,216	445,207	118,418
NET CASH PROVIDED BY (USED IN) OPERATING ACTIVITIES	$ 21,059,090	$ 95,281,381	$ 3,707,695	$ 120,048,166	$ 17,268,443

The Notes to the Financial Statements are an integral part of this statement.

City of Georgetown, Texas
Statement of Fiduciary Net Position
Custodial Fund
September 30, 2025

	Custodial Fund
ASSETS	
Investments	$ 659,623
Total assets	659,623
LIABILITIES	
Accounts payable	362,767
Total liabilities	362,767
NET POSITION	
Restricted for:	
PID development	296,856
Total net position	296,856
TOTAL LIABILITIES AND NET POSITION	$ 659,623

The Notes to the Financial Statements are an integral part of this statement.

City of Georgetown, Texas
Statement of Changes in Fiduciary Net Position
Custodial Fund
For the Fiscal Year Ended September 30, 2025

	Custodial Fund
ADDITIONS	
Property taxes	$ 293,616
Total additions	293,616
DEDUCTIONS	
Administrative expenses	336,145
Total deductions	336,145
Net increase (decrease) in fiduciary net position	(42,529)
Net position, beginning of period	339,385
NET POSITION, END OF PERIOD	$ 296,856

The Notes to the Financial Statements are an integral part of this statement.

THIS PAGE INTENTIONALLY LEFT BLANK.

GEORGETOWN
TEXAS
more than welcome

Notes Section

THIS PAGE INTENTIONALLY LEFT BLANK.

GEORGETOWN
TEXAS
more than welcome

Note 1. Summary of Significant Accounting Policies

The accounting and reporting policies of the City of Georgetown, Texas, (the City), included in the accompanying basic financial statements conform to the generally accepted accounting principles (GAAP) applicable to state and local governments. The Governmental Accounting Standards Board (GASB) is the accepted standard-setting body for establishing governmental accounting and financial reporting principles. The following notes to the financial statements are an integral part of the City's Annual Comprehensive Financial Report.

A. Reporting Entity

The City of Georgetown was incorporated under the laws of the State of Texas in 1848 and operates under a Council-Manager form of government. The City's financial statements include the accounts of all City operations. Generally accepted accounting principles require all funds that are controlled by or are dependent on the City Council to be included in the City's financial statements. The reporting entity is the primary government, or the City, and those component units for which the primary government is financially accountable. Financial accountability is defined as the appointment of a voting majority of the potential component unit's board and either the ability to impose its will by the primary government or the possibility that the component unit will provide a financial benefit or impose a financial burden on the primary government. Blended component units, although legally separate entities are, in substance, part of the government's operations and so data from these units are combined with the data of the primary government. Based upon these considerations, the City's financial statements include the Georgetown Transportation Enhancement Corporation (GTEC) as a blended component unit. Discretely presented component units, on the other hand, are reported in a separate column in the government-wide financial statements to emphasize they are legally separate from the primary government, and whose exclusion would cause the reporting entity's financial statements to be misleading or incomplete. Based upon these considerations, the City's financial statements include the Georgetown Economic Development Corporation (GEDCO) as a discretely presented component unit.

Blended Component Units
GTEC, the City's 4B economic development corporation, is a legally separate entity from the City that was created in May 2001 by voters approving an additional sales tax. GTEC is governed by a seven-member board appointed by City Council, of which two are Council members. The City Council maintains budgetary control over the corporation. The City Manager serves as the General Manager of the corporation and the City's Finance Director acts as the Financial Manager. For financial reporting purposes, GTEC is presented as a blended component unit within City operations because its sole purpose is to utilize sales tax revenues for the improvement of the City's transportation system. The revenues and expenditures for GTEC are accounted for in a general capital projects fund. The City issues debt on behalf of GTEC in exchange for pledged sales tax revenue that is transferred to the City to reimburse for debt service related to the bonds. GTEC's debt is shown in the Governmental Activities in the Statement of Net Position. Separately issued financial statements are not available.

The Parks at Westhaven Public Improvement District (Westhaven PID) was created in March 2021 for the purpose of financing the development and constructions costs for improvements made within or related to the Parks at Westhaven Development Project. The Westhaven PID meets the financial accountability tests and is considered to be a blended component unit. Specifically, the government body is made up of City Council members and management of the primary government has operational responsibility for the Westhaven PID. Separately issued financial statements are not available.

Discretely Presented Component Unit
GEDCO has been included in the reporting entity as a discretely presented component unit. GEDCO cannot be considered a blended component unit because the revenues are not only for the benefit of the City. GEDCO was created by the City in May 2005, under the Texas Development Act of 1979 for the purpose of promoting, assisting, and enhancing economic and development activities on behalf of the City. It is funded through voter authorized sales tax. The seven member Board, which includes two City Council members, is appointed by and serves at the discretion of the City Council. City Council approval is required for annual budgets and bonded debt issuance, therefore the City can impose its will on GEDCO. In the event of dissolution, net position of GEDCO shall be converted to the City. Accordingly, the City accounts for GEDCO as a discretely presented component unit on the government-wide financial statements. GEDCO is audited as part of the City of Georgetown. Separately issued financial statements are not available.

Related Organizations
The Mayor and City Council are responsible for appointing a voting majority of the members of some local boards and commissions, but the City's accountability for these organizations does not extend beyond making the appointments. This entity is the Georgetown Housing Authority.

B. Basis of Presentation

Basic Financial Statements
The basic financial statements include both government-wide financial statements (based on the City as a whole) and fund financial statements. Both sets of financial statements classify activities as either governmental, which are supported by taxes and intergovernmental revenues, or business-type activities, which rely on fees and charges for support.

Government-Wide Financial Statements
The government-wide Statement of Activities demonstrates the degree to which the direct expenses of a given program or function is offset by the program's revenues. Direct expenses are those that are clearly identifiable with a specific program. Program revenues include 1) charges to customers or applicants who purchase, use, or directly benefit from goods, services, or privileges provided by a given program and 2) grants and contributions that are restricted to meeting the operational or capital requirements of a particular program. Taxes and other items not properly included among program revenues are reported instead as general revenues. The effect of interfund activity within the governmental and business-type activities columns has been removed from these statements.

Fund Financial Statements
The City segregates transactions related to certain functions or activities in separate funds in order to aid financial management and to demonstrate legal compliance. Each fund is considered a separate accounting entity and the operations of e ach fund are accounted for using a separate set of self-balancing accounts that comprise its assets, liabilities, fund balance, revenues, and expenditures or expenses, as appropriate. Governmental resources are allocated to and accounted for in individual funds based upon the purposes for which they are to be spent and the means by which spending activities are controlled. Separate statements are presented for governmental funds, proprietary funds, and fiduciary funds, even though the latter are excluded from the government-wide financial statements. These statements present each major fund as a separate column on the fund financial statements; all non-major funds are aggregated and presented in a single column.

The government-wide focus is on the sustainability of the City as an entity and the change in net financial position resulting from the activities of the fiscal period. The focus of the fund financial statements is on the major individual funds of the governmental and business-type categories. Each presentation provides a different focus, which allows the reader to compare and analyze the information to enhance the usefulness of the statements.

Governmental Fund Types

Governmental Funds are those funds through which most governmental functions typically are financed. The measurement focus of governmental funds (in the fund financial statements) is on the sources, uses, and balance of current financial resources and include the General Fund, Special Revenue Funds, Debt Service Fund and Capital Projects Fund. The individual funds are described as follows:

Major Governmental Funds
General Fund – The General Fund is the general operating fund of the City. It is used to account for all financial resources except those required to be accounted for in another fund.

Georgetown Transportation Enhancement Corporation – This capital projects fund is used to account for the City's 4B Corporation activities, created to administer the voter approved half-cent sales tax for transportation improvements that aid in economic development efforts.

Debt Service Fund – The Debt Service Fund is used to account for the accumulation of resources for, and the payment of, general long-term debt principal, interest, and related costs.

General Capital Projects Fund – This capital projects fund is used to account for financial resources to be used for the acquisition or construction of parks, buildings, and other facilities. Such resources are derived from proceeds of general obligation bonds or other sources of revenue specifically set aside for capital projects.

Nonmajor Governmental Funds
Special Revenue Funds – The Special Revenue Funds are used to account for the proceeds of specific revenue sources (other than expendable trusts or major capital projects) that are restricted to expenditures for specified purposes.

Proprietary Fund Types
The Proprietary Fund Types are used to account for the City's organization and activities which are similar to those often found in the private sector. These funds are financed and operated in a manner similar to private business enterprises – where the intent of the City is that the costs (expenses, including depreciation) of providing goods or services to the general public on a continuing basis be financed or recovered mainly through user charges; or where the governing body has decided that periodic determination of revenues earned, expenses incurred and/or net income is appropriate for capital maintenance, public policy, management control, accountability or other purposes.

Proprietary funds distinguish operating revenues and expenses from non-operating items. Operating revenues and expenses generally result from providing services and producing and delivering goods in connection with the proprietary funds principal on-going operations. Operating expenses for the proprietary funds include the cost of personnel and contractual services, supplies and depreciation on capital assets. All revenues and expenses not meeting this definition are reported as non-operating revenues and expenses.

Major Proprietary Funds
Electric Fund – This fund accounts for the City's electric utility, including operations, maintenance of the infrastructure and expansion of the system within the City's service territory.

Water Services Fund – This fund accounts for the City's water, sewer and water reuse systems, including operations, contracted maintenance, internal maintenance, expansion of the system within the City's service territory and the costs of environmental mandates that arise.

Non-Major Proprietary Funds
Enterprise Funds – The funds that are operated as enterprise funds within the City but are not considered major funds are the Stormwater Drainage, Airport, and Solid Waste Funds.

Internal Service Funds – The Internal Service Funds, which provide services primarily to other funds of the government, are presented in the summary form as part of the proprietary fund financial statements. The financial statements of the internal service funds are allocated in the governmental column when presented at the government-wide level. Various operations are accounted for as internal service funds, such as operational costs associated with automobile and heavy equipment owned by the City and made available to various departments, costs related to maintaining and repairing City owned facilities, operational costs associated with the City's computer equipment within various departments, as well as jointly shared administrative departments.

Fiduciary Fund Type – Custodial Fund
The City's fiduciary fund is presented in total in the fund financial statements. Since by definition, these assets are being held for the benefit of a third party and cannot be used to address activities or obligations of the government, this fund is not incorporated in the government-wide statements. The City's fiduciary fund accounts for the operations of Cimarron Hills Public Improvement District in which taxes are received from the taxable value in Cimarron Hills and subsequently disbursed to the developer.

C. Measurement Focus/Basis of Accounting

The accounting and financial reporting treatment applied to a fund is determined by its measurement focus. Measurement focus refers to what is being measured and basis of accounting refers to timing of revenue and expenditure recognition in the financial statements.

The government-wide statements and fund financial statements for proprietary and fiduciary funds are reported using the economic resources measurement focus and the accrual basis of accounting. The economic resources measurement focus means all assets and liabilities (whether current or non-current) are included on the statement of net position and the operating statements present increases (revenues) and decreases (expenses) in net total position. Under the accrual basis of accounting, revenues are recognized when earned, including unbilled utility services which are accrued. Expenses are recognized at the time the liability is incurred.

Governmental fund financial statements are reported using the current financial resources measurement focus and are accounted for using the modified accrual basis of accounting. With this measurement focus, only current assets and current liabilities generally are included on the balance sheet. Operating statements of these funds present increases (i.e., revenues and other financing sources) and decreases (i.e., expenditures and other financing uses) in net current assets.

Under the modified accrual basis of accounting, revenues are recorded when susceptible to accrual, i.e., both measurable and available. Available means collectible within the current period or soon enough thereafter to be used to pay liabilities of the current period. The City considers all revenues available if they are collected within sixty (60) days after year-end. Expenditures are recognized when the related fund liability is incurred, if measurable, except for principal and interest on general long-term debt, which are recorded when due, and compensated absences, which are recorded when payable from current available financial resources.

Ad valorem, sales, hotel, and franchise tax revenues recorded in the Governmental Fund Types are recognized under the susceptible to accrual concept. Licenses and permits, charges for services, fines and forfeitures, and miscellaneous revenues (except earnings on investments) are recorded as revenues when received in cash because they are generally not measurable until actually received. Investment earnings are recorded as earned since they are measurable and available.

D. Budgets

At least 30 days prior to the end of each fiscal year, the City Manager submits a proposed budget presenting a complete financial plan for the ensuing fiscal year to the City Council (the Council). Public hearings are conducted, at which time all interested persons' comments concerning the budget are heard. The budget must be legally adopted by the Council through passage of an ordinance no later than the 27th day of the last month of the fiscal year.

Formal budgetary integration is employed as a management control device during the year for all Governmental and Proprietary Fund Types. Budgets for all funds were legally adopted for the period. Budgetary control is exercised at the department level. All budgets are prepared on the budgetary basis, recognizing encumbrances outstanding at year-end as expenditures against that year's appropriation. These encumbrances are reconciled to generally accepted accounting principles where appropriate.

The Council may transfer any unencumbered appropriation balance or portion thereof from one department, office, department, or agency to another at any time. The City Manager has authority, without Council approval, to transfer appropriation balances from one expenditure account to another within a single department, office, department, or agency of the City; however, unbudgeted transfers between funds are prohibited.

The Council may authorize by a majority plus one vote, an emergency expenditure as an amendment to the original budget, but only in a case of grave public necessity, to meet an unusual and unforeseen condition that could not have been included in the original budget through the use of reasonable, diligent thought and attention. The governing body may make changes to the budget for other municipal purposes.

Budget amounts are as originally adopted, or as transferred pursuant to authorization of the City Manager or amended by the City Council. Individual amendments were not material in relation to the original appropriations, with the exception of amendments related to capital projects and grant expenditures, whose actual costs were unknown when the budget was adopted. Unencumbered appropriations lapse each year at September 30.

The Statement of Revenues, Expenditures, and Changes in Fund Balances – Budget and Actual –General Fund presents a comparison of budgetary data to actual results. The General Fund utilizes the same basis of accounting for both budgetary purposes and actual results, except for the effect of encumbrances and unrealized investment gains and losses, which are reconciled to the actual results for this comparison.

E. Encumbrances

Encumbrance account is employed as an extension of formal budgetary control in all governmental and proprietary funds. Encumbrance account is a process whereby purchase orders, contracts, and other commitments for the expending of monies are recorded in order to reserve that portion of the applicable appropriation.

F. Cash and Investments

For cash flow purposes, cash and cash equivalents consist of demand deposits, certificates of deposits and deposits in authorized investment pools.

The operating cash balances from all funds are consolidated in pooled cash and investment accounts. Excess pooled balances are invested in U.S. Treasury securities, U.S. Government agency securities, fully collateralized money market funds and local government investment pools. Maturities on all investments are consistent with the City's cash flow requirements. Investments, except for the investment pools, for the City are reported at fair value. The investment pools operate in accordance with appropriate state laws and regulations and are reported at amortized cost. Interest earnings are then allocated to each fund based on average monthly pooled equity balances. Separate cash and investment accounts are maintained for restricted cash such as debt service and bond proceeds reserved for future construction.

G. Restricted Assets

Certain cash and investments are restricted by various legal and contractual obligations. Included in the restricted assets are capital recovery fees (impact fees) restricted by law for future capital improvements, customer deposits, and specific bond proceeds restricted for use.

H. Inventories and Prepaid Items

Inventories consist of electric materials, jet fuel, office and other supplies valued at the weighted average cost method and are recognized as expenditures or expenses when used. The prepaid items consist of required payments made to a vendor for a contract in the following fiscal year. These items are accounted for using the consumption method.

I. Interfund Receivables and Payables

Short-term advances between funds are accounted for in the appropriate interfund receivable and payable accounts.

J. Note Receivable

Long-term note receivable, which consists of the principal amount of the loan, is reported in the governmental fund statements with an offset to non-spendable fund balance as resources are not available for expenditure. Long-term note receivable reported in the governmental activities on the government-wide statement of net position is not offset by unavailable revenue as it is recorded on an accrual basis at its net realizable value.

K. Interfund Transactions

All legally authorized transfers have been appropriately presented as interfund transfers and are included in the fund financial statements of both Governmental and Proprietary Fund types. As a general rule, the effect of interfund activity has been eliminated from the government-wide financial statements.

L. Intergovernmental Revenues

Intergovernmental revenues represent entitlements and shared revenues which are accounted for within the fund financed. Such revenues, received for purposes normally financed through the general government, are accounted for within the Special Revenue Funds.

M. Accrued Employee Benefits

All employees, with the exception of firefighters, may accumulate a maximum of two times their annual vacation, up to a cap of 240 hours, or 30 days paid upon separation. Firefighters who work shift roles may accrue up to a maximum cap of 360 hours and firefighter administration may accrue up to a maximum of 257 hours that can be paid out upon separation.

Full-time employees earn a maximum of 96 hours of sick leave each year. Upon termination, non-Civil Service employees will not receive payment of sick leave, unless they have a balance that originated prior to October 1, 2004. These employees were grandfathered under the old policy of receiving payment for one-half of their balance of sick leave up to 60 days at the rate of pay when the hours were banked. Upon termination, Civil Service employees are paid for the balance of their Civil Service sick leave earned after July 30, 2003 or October 31, 2005 (the effective date of the regulations in the City for fire civil service and police civil service employees, respectively), up to a maximum of 720 hours or 1,080 hours for those Firefighters on a 56 hour a week schedule on an annual basis. Civil Service employees hired prior to the effective date of the adoption of Civil Service regulations are also eligible under city policy to receive payment for one-half of their sick leave up to 60 days at the rate of pay when the hours were banked.

Accumulated vacation leave which is expected to be liquidated with expendable available financial resources, is reported as expenditure and a fund liability of the governmental fund that will pay it. Accumulated sick leave which is more likely than not to be used by employees and expected to be liquidated with expendable available financial resources, is reported as expenditure and a fund liability of the governmental fund that will pay it. Amounts of accumulated vacation and sick leave within governmental funds that are not expected to be liquidated with expendable available financial resources are reported as a long-term liability on the statement of net position. No expenditure is reported for these amounts in the fund financial statements unless the benefits have matured, i.e., unused reimbursable leave still outstanding following an employee's resignation or retirement. Accumulated vacation and sick leave of proprietary fund types are recorded as an expense and liability of those funds as the benefits accrue to employees.

N. Capital Assets

Capital Assets
Capital assets, which include property, plant, equipment, and infrastructure assets, are reported in the applicable governmental or business-type activities column in the government-wide financial statements and in the fund financial statements for proprietary funds. All capital assets are valued at their historical cost or estimated historical cost if actual historical cost is not available. Donated assets are valued at their acquisition value on the date donated. Repairs and maintenance are recorded as expenses. Renewals and betterments are capitalized.

Assets capitalized, have an original cost of $5,000 or more and an expected useful life of over one year.

Depreciation for assets is computed using the straight-line method on the composite assets based upon the estimated useful lives as follows:

Distribution systems	25 to 50 years
Buildings and improvements	10 to 20 years
Furniture, fixtures, and equipment	3 to 10 years
Streets and drainage	20 to 30 years

The City records capital contributions to proprietary funds as revenue. Total capital contributions to the enterprise funds in fiscal year 2025 totaled $101,194,827. Contributed capital is not recorded for governmental type funds but is recognized on the government-wide statements and totaled $23,025,844 for the year ended September 30, 2025.

O. Leases

Lessee
The City is a lessee for a non-cancelable lease of equipment and a facility. The City recognizes a lease liability and an intangible right-to-use lease asset in the government-wide financial statements. The City recognizes lease liabilities with an initial, individual value of $5,000 or more. At the commencement of the a lease, the City initially measures the lease liability at the present value of the payments expected to be made during the lease term. Subsequently, the lease liability is reduced by the principal portion of lease payments made. The lease asset is initially measured as the initial amounts of the lease liability, adjusted for least payments made at or before the lease commencement date, plus certain initial direct costs. Subsequently, the lease asset is amortized on a straight-line basis over its useful life.

Key estimates and judgements related to leases include how the City determines (1) the discount rate it uses to discount the expected lease payments to present value, (2) lease term, (3) lease payments.

- The City uses the interest rate charges by the lessor as the discount rate. When the interest rate charged by the lessor is not provided, the City generally uses its estimated incremental borrowing rate as the discount rate for leases.
- The lease term includes the non-cancelable period of the lease. Lease payments included in the measurement of the lease liability are composes of fixed payments and purchase option price the City is reasonably certain to exercise.

The City monitors changes in circumstances that would require a remeasurement of its lease and will remeasure the lease asset and liability if certain changes occur that are expected to significantly affect the affect the amount of the lease liability.

Lease assets are reported with other capital assets and lease liabilities are reported with long-term debt on the statement of net position.

Lessor
The City is a lessor for non-callable leases of facilities and land. The City recognizes a lease receivable and a deferred inflow of resources in the government-wide and governmental fund financial statements.

At the commencement of a lease, the City initially measures the lease receivable at the present value of payments expected to be received during the lease term. Subsequently, the lease receivable is reduced by the principal portion of the lease payments received. The deferred inflow of resources is initially measured as the initial amount of the lease receivable, adjusted for lease payments received at or before the lease commencement date. Subsequently, the deferred inflow of resources is recognized as revenue over the life of the lease term.

Key estimates and judgements include how the City determines (1) the discount rate it uses to discount the expected lease receipts to present value, (2) lease term, and (3) lease receipts.

- The City uses its estimated incremental borrowing rate as the discount rate for leases.
- The lease term includes the non-cancelable period of the lease. Lease receipts included in the measurement of the lease receivable is composed of fixed payments from the lessee.

The City monitors changes in circumstances that would require a remeasurement of its lease, and will remeasure the lease receivable and deferred inflows of resources if certain changes occur that are expected to significantly affect the amount of the lease receivable.

Lease receivables are reported with other accounts receivable and deferred inflow related to leases are reported with deferred inflows on the statement of net position.

P. Subscription-Based Information Technology Arrangements (SBITAs)

The City has noncancellable contracts with SBITA vendors for the right to use information technology (IT) software, alone or in combination with tangible capital assets (the underlying IT assets). The City recognizes a subscription liability, reported with long-term debt, and a right-of-use subscription asset (an intangible asset), reported with other capital assets, in the government-wide and proprietary fund financial statements.

At the commencement of an SBITA, the City initially measures the subscription liability at the present value of payments expected to be made during the subscription term. Subsequently, the subscription liability is reduced by the principal portion of SBITA payments made. The subscription asset is initially measured as the initial amount of the subscription liability, adjusted for SBITA payments made at or before the SBITA commencement date, plus certain initial implementation costs. Subsequently, the subscription asset is amortized on a straight-line basis over the shorter of the subscription term or the useful life of the underlying IT assets.

Key estimates and judgments related to SBITAs include how the City determines (1) the discount rate it uses to discount the expected subscription payments to present value, (2) subscription term, and (3) subscription payments.

- The City uses the interest rate charged by the SBITA vendor as the discount rate. When the interest rate charged by the SBITA vendor is not provided, the City generally uses its estimated incremental borrowing rate as the discount rate for SBITAs.
- The subscription term includes the noncancellable period of the SBITA.
- Subscription payments included in the measurement of the subscription liability are composed of fixed payments, variable payments fixed in substance or that depend on an index or a rate, termination penalties if the City is reasonably certain to exercise such options, subscription contract incentives receivable from the SBITA vendor, and any other payments that are reasonably certain of being required based on an assessment of all relevant factors.

The City monitors changes in circumstances that would require a remeasurement of its SBITAs and will remeasure the subscription asset and liability if certain changes occur that are expected to significantly affect the amount of the subscription liability.

Q. Regulatory Asset

Recognizing a regulatory asset is consistent with GASB 62 Regulatory Asset Treatment due to the extraordinary expenses related to Winter Storm Uri in February 2021. This treatment allows for the capitalization of the $48 million in purchase power costs in the Electric Fund associated with the storm rather than expensing these costs all in one year. This regulatory asset is set up with an amortization schedule to match the expected cost recovery of the capitalized costs, which has been approved by the City Council. The financial impacts of the amortization are included in the electric cost of service study. The council has the flexibility to expedite the amortization of the regulatory asset based on future financial conditions. Fiscal Year 2025 contained purchase power amortization costs of $2.4 million on the Statement of Revenues, Expenses and Changes in Net Position with a net asset value as of September 30, 2025 of $37.2 million on the statement of net position for the proprietary funds.

R. Long-term Obligations

The portion of long-term general obligation debt used to finance proprietary fund operations and payable from the revenues of the Enterprise Funds is recorded in such funds. General obligation bonds and other forms of long-term debt supported by general revenues are obligations of the City as a whole and not its individual funds. Accordingly, such unmatured obligations of the City are accounted for on the statement of net position and payments of principal and interest relating to the general obligation bonds are recorded as expenditures when they are paid in the fund statements. Self-supporting general obligation debt, which will be repaid from non-general revenue sources, is recorded in the appropriate proprietary fund.

S. Pensions and Other Post-employment Benefits

For purposes of measuring the net pension liability and net OPEB liability, related deferred outflows and inflows of resources, and pension expense, City specific information about its Fiduciary Net Position in the applicable plans and additions to/deductions from the City's Fiduciary Net Position have been determined on the same basis as they are reported. For this purpose, plan contributions are recognized in the period that compensation is reported for the employee, which is when contributions are legally due. Benefit payments and refunds are recognized when due and payable in accordance with the benefit terms. Investments are reported at fair value. Information regarding the City's Total Pension Liability and OPEB liability for life insurance benefits is obtained from TMRS through reports prepared for the City by TMRS consulting actuary, Gabriel Roeder Smith & Company, in compliance with applicable Governmental Accounting Standards Board (GASB) standards. Information regarding the City's OPEB liability for retiree healthcare benefits is obtained through reports prepared for the City by its consulting actuary, Gabriel Roeder Smith & Company, in compliance with applicable GASB standards.

T. Estimates

The preparation of financial statements in conformity with U.S. generally accepted accounting principles requires management to make estimates and assumptions that affect certain reported amounts and disclosures. Specifically, the actuarial calculations used to determine the annual required contributions and related liabilities of the City's retirement plan and post-employment obligations are based on assumptions about the possibility of events far into the future. Accordingly, actual results could differ from those estimates.

U. Risk Financing Activity

The City of Georgetown is exposed to various risks of loss related to torts; theft of, damage to, and destruction of assets; errors and omission; injuries to employees; and natural disasters. During fiscal year 2025, the City purchased general liability and property insurance from Texas Municipal League Intergovernmental Risk Pool (TML-IRP). The City pays an annual premium to TML-IRP for such coverage. TML-IRP purchases reinsurance and the City does not retain risks of loss exceeding deductibles. Settled claims have not exceeded insurance coverage in the past three years.

The workers compensation plan is administered and paid through the Texas Municipal League- Intergovernmental Risk Pool (TML-IRP). Under this plan, the City does not retain risks of loss exceeding the deductibles. TML-IRP also brokers the City's Aviation and Underground Storage Tank Pollution liability insurance, as well as the canine and surgical vet coverage. The City does not retain the risks of loss exceeding the deductibles.

V. Credit Risk

Financial investments which potentially subject the City to concentrations of credit risk consist principally of cash, investments and accounts receivable. At September 30, 2025, there was not a significant risk arising from cash, investments, or accounts receivable.

W. Nature and Purpose of Reservations and Designation of Fund Balance

The City's Fund Balance is the accumulated difference between assets and liabilities within governmental funds, and it allows the City to meet its contractual obligations, fund disaster, or emergency costs, provide cash flow for timing purposes and fund non-recurring expenses appropriated by City Council. The City Council has adopted a financial standard to maintain a General Fund minimum balance of 90 days of budgeted on-going expenditures and 75 days citywide. This policy establishes limitations on the purposes for which Fund Balances can be used in accordance with Governmental Accounting Standards Board (GASB) Statement No. 54.

Five Components of Fund Balance

Non-spendable Fund Balance – includes inherently non-spendable assets that will never convert to cash, as well as assets that will not convert to cash soon enough to affect the current financial period. Assets included in this category are prepaid items, inventory, and non-financial assets held for resale.

Restricted Fund Balance – represents the portion of fund balance that is restricted to specific purposes that are externally imposed by creditors, grantors, contributors, laws or regulations of other governments, such as hotel/motel tax and bond proceeds.

Committed Fund Balance – describes the portion of fund balance that can only be used for specific purposes with constraints imposed by the formal action of the City Council's adoption of an ordinance and remains binding unless the City Council removes the limitation.

Assigned Fund Balance – is that portion of fund balance that reflects the City's *intended* use for a specific purpose but is neither restricted nor committed. Assigned fund balances are determined by City management based on Council direction, in accordance with our financial policies adopted by resolution.

Unassigned Fund Balance – represents funds that have not been assigned to any other fund and cannot be properly classified in one of the other four categories within the general fund.

Below is the fund balance classification for the governmental funds:

	General	Georgetown Transportation Enhancement Corporation	Debt Service	General Capital Projects	Nonmajor Governmental Funds	Total Governmental Funds
Nonspendable						
Inventory/prepaids	$ 23,392	$ -	$ -	$ -	$ -	$ 23,392
Restricted for						
Debt service	-	-	5,257,085	-	-	5,257,085
Bond funds	-	-	-	217,697,840	-	217,697,840
Hotel/motel tax	-	-	-	-	3,877,331	3,877,331
Street maintenance tax	-	-	-	-	9,074,075	9,074,075
Municpal court	-	-	-	-	276,062	276,062
Police	-	-	-	-	614,470	614,470
Public Education & Government	-	-	-	-	911,240	911,240
Sidewalk maintenance	-	-	-	-	160,099	160,099
Tax increment zone improvements	-	-	-	-	3,852,910	3,852,910
Public improvement districts	-	-	-	-	2,207,314	2,207,314
Transportation enhancement	-	4,815,000	-	-	-	4,815,000
Park improvements	-	-	-	-	22,444,367	22,444,367
Streetlight maintenance	-	-	-	-	79,996	79,996
Committed for						
Contingency	20,876,742	3,243,057	-	-	-	24,119,799
Other capital projects	-	93,763,117	-	-	-	93,763,117
Nonmajor funds	-	-	-	-	7,325,040	7,325,040
Unassigned	16,173,898	-	-	-	-	16,173,898
Total fund balance	$ 37,074,032	$ 101,821,174	$ 5,257,085	$217,697,840	$ 50,822,904	$ 412,673,035

When both restricted and unrestricted fund balance amounts are available for use, it is the City's policy to use restricted fund balance first, then unrestricted fund balance. Furthermore, committed fund balances are reduced first, followed by assigned amounts and then unassigned amounts when expenditures are incurred for which amounts in any of those unrestricted fund balance classifications are available. Amounts assigned to encumbrances relate to purchase commitments for future periods that do not yet meet expenditure recognition criteria.

X. Deferred Outflows/Inflows of Resources

In addition to assets, the statement of financial position and/or balance sheet will sometimes report a separate section for deferred outflows of resources. This separate financial statement element, deferred outflows of resources, represents a consumption of net assets that applies to a future period(s) and so will not be recognized as an outflow of resources (expense/expenditure) until then.

The City has the following items that qualify for reporting in this category:

- Deferred charges on refundings
- Pension and OPEB items:
    - Differences between expected and actual economic experience
    - Changes in actuarial assumptions
    - Difference between projected and actual investment earnings
    - Contributions to pension plan subsequent to the measurement date

In addition to liabilities, the statement of financial position and/or balance sheet will sometimes report a separate section for deferred inflows of resources. This separate financial statement element, deferred inflows of resources, represents an acquisition of net assets that applies to a future period(s) and so will not be recognized as an inflow of resources (revenue) until that time. Property taxes levied, but not expected to be available to fund obligations in the current period, are recorded as deferred inflows of resources on the balance sheet. Additionally, deferred inflows of resources are recognized related to lease receivable, pension and OPEB changes during the year.

Y. Net Position

Net position represents the difference between assets, liabilities and respective deferred outflow or inflows of resources. A portion of net position represents net investments in capital assets which is the total balance of the City's investment in capital assets less accumulated depreciation and the outstanding balances of any borrowing spent for that acquisition, construction or improvements of those assets. Net position is reported as restricted when there are limitations imposed on their use either through (1) the enabling legislation adopted by the City, (2) through external restrictions imposed by grantors, or (3) laws or regulations of other governments.

Note 2. Cash and Investments

For cash flow purposes, cash and temporary investments consist of demand deposits, certificates of deposits, and authorized investment pools. The operating cash balance from all funds is consolidated in pooled cash and investment accounts. Excess pooled balances are invested in U.S. Treasury securities, U.S. Government agency securities, fully collateralized money market funds and local government investment pools. Maturities on all investments are consistent with the City's cash flow requirements. Investments are recorded at cost. Interest earnings are allocated to each fund based on average monthly pooled equity balances. Separate cash and investment accounts are maintained for restricted cash such as debt service, utility debt reserves, and bond proceeds reserved for future construction.

The investment policies of the City are governed by State statutes and a City Council adopted Investment Policy. Major provisions of the City's investment policy include: responsibility for investments, authorized investments, security dealer selection and qualifying procedures, safekeeping and custodial procedures, statement of investment objectives, and investment reporting requirements.

A. Deposits

Texas Statutes require that all bank deposits be insured or fully collateralized by the U.S. government obligations or obligations of the State of Texas and its agencies. Fair value of the collateral pledged must equal at least 102% of the bank deposits not covered by federal deposit insurance.

At year-end, the carrying amount of the City's bank deposits was $713,550 and the bank balances were $748,551, all of which were entirely covered by Federal depository insurance or by collateral held by the City's agent bank in the City's name.

In order to maximize interest earnings, the City utilizes a controlled disbursement account, which allows the City to deposit only as much money as needed to fund checks presented each day.

B. Investments

The City is authorized to invest in certificates of deposit, direct obligations of the U.S. government, U.S. government agency securities, fully collateralized direct repurchase agreements, no-load money market funds whose portfolios meet the City's investment requirements, and in qualified local government investment pools as approved by the City Council. Non-participating interest earning contracts, including certificates of deposit, and money market accounts are reported at cost. Investments in external investment pools are reported at amortized cost.

Interest rate risk is the potential for a decline in market value due to rising interest rates. In compliance with the City's Investment Policy, as of September 30, 2025, the City minimized the interest rate risk in the portfolio by limiting the weighted average maturity of security types to no longer than two years; structuring the investment portfolio so that securities matured to meet cash requirements for ongoing operations and capital improvement projects; monitoring credit ratings of portfolio positions to assure compliance with rating requirements imposed by the Public Funds Investment Act; and investing operating funds primarily in shorter-term securities and similar government investment pools.

The City evaluated all of its cash and investment positions, and determined that it had none subject to recurring fair value recognition or disclosures. The City's investment balances and weighted average maturity of such investments as of September 30, 2025 are:

	Primary Government	
	September 30, 2025	Weighted Average Maturity (Days)
Investment pools (at amortized cost)		
Texas local government investment pool (TexPool)	$ 55,169,094	25
Texas local government investment pool (Texas Range)	-	
Texas short-term asset reserve program (TexSTAR)	339,279,486	26
Investments (at cost)		
Money market accounts	79,691,144	1
Certificates of deposit	460,299,052	221
Securities	121,911,793	137
Total investments	1,056,350,569	
Portfolio weighted average maturity		126
Carrying amount - cash	3,574,711	
Total cash and investments	$ 1,059,925,280	

C. Credit Risk

Credit risk is the possibility that the issuer of a security will fail to make timely payments of interest or principal. In general, the lower the credit quality of a security, the higher the yield, with all other factors being equal. In compliance with the City's Investment Policy, as of September 30, 2025, the City minimized credit risk losses due to default of security issuer or backer by limiting investments to the safest types of securities; pre-qualifying the financial institutions, broker/dealers, intermediaries, and advisors with which the City will do business; and diversifying the investment portfolio so that potential losses on individual securities were minimized.

For short-term liquidity requirements, the City primarily utilizes the Texas Short-Term Asset Reserve Program (TexSTAR). JPMorgan Fleming Asset Management, Inc. and First Southwest Asset Management, Inc. serve as co-administrators under an agreement with the TexSTAR board of directors to provide investment and participant services for this pool. JPMorgan Chase Bank or its subsidiary J.P. Morgan Investor Services Co. provides the custodial, transfer agency, fund accounting, and depository services for this pool.

The City also maintains an account with the Texas Local Government Investment Pool (TexPool). Under the TexPool Participation Agreement, administrative and investment services to TexPool are provided by Federated Investors, Inc. through an agreement with the State of Texas Comptroller of Public Accounts. The State of Texas Comptroller of Public Accounts is the sole officer, director, and shareholder of the Texas Treasury Safekeeping Trust Company authorized to operate TexPool.

At year end, balances in TexSTAR and TexPool were rated AAAm by Standard & Poor's. All pools operate on a $1 net asset value basis. In order to maintain a stable $1 price of the fund, the pools will sell portfolio holdings if the ratio of the fair value of the portfolio divided by the book value of the portfolio is less than 0.995 or greater than 1.005. The pools are stated at their measured amortized cost, which is assumed to approximate fair value.

Note 3. Taxes

A. Property Taxes

Property is appraised and a lien on such property becomes enforceable as of January 1 of each year. Taxes are levied on and payable the following October 1. Taxes become delinquent February 1 of the following year and are subject to interest and penalty charges. Under an agreement which began August 1, 2000, Williamson County Tax Office collects the City's taxes. In the fund financial statements, City property tax revenues are recognized when levied to the extent that they are collected in the current year. Taxes collected prior to the levy date to which they apply are recorded as unearned revenues and recognized as revenue of the period to which they apply.

All collections from prior year levies are considered delinquent tax revenue for reporting purposes in the year collected. The allowance for uncollectible taxes at September 30, 2025 was $17,207.

The City is permitted by the State of Texas to levy taxes up to $2.50 per $100 of assessed valuation for general government services and for the payment of principal and interest on general long-term debt. The combined current tax rate to finance general government services, including debt service for the fiscal year ended September 30, 2025, was $0.365 per $100 of assessed valuation.

The Williamson Central Appraisal District (Appraisal District) is responsible for the recording and appraisal of property for all taxing units in Williamson County. The Appraisal District is required to assess property at 100% of its appraised value. Real property must be reappraised at least every four years. The City may, at its own expense, require annual reviews by the Appraisal District through various appeals and, if necessary, legal action. Under this system, if the rate, excluding tax rates for bonds and other contractual obligations adjusted for new improvements, exceeds the rate for the previous year by more than 3.5%, qualified voters of the City may petition for an election to determine whether to limit the tax rate to an increase of no more than 3.5%.

In September 2004, voters approved an initiative to freeze property taxes for homeowners over the age of 65 or disabled. This measure mirrors the State of Texas Constitutional Amendment Proposition 13, which passed overwhelmingly statewide in 2003. Prop 13 gives local governments the option of "freezing" taxes for the elderly and disabled.

B. Sales Taxes

The City has adopted the provisions of Article 1066C, Vernon's Texas Civil Statutes, as amended, which grant the City the power to impose and levy a 1% Local Sales and Use Tax within the City. Proceeds of the tax are credited to the General Fund except for sales taxes generated at the airport which are credited to the Airport (Enterprise) Fund. Collections and enforcements are effected through the offices of the Comptroller of Public Accounts, State of Texas, who remits to the City monthly the proceeds of the tax, after deduction of a 2% service fee.

On October 1, 2001, the City began collecting an additional half-cent sales tax for its component unit, GTEC, to fund transportation improvements that promote economic development. These funds are reported in the GTEC General Capital Projects Fund, a blended component unit of the City.

On April 1, 2003, the City began collecting an additional quarter-cent sales tax in accordance with Texas House Bill 445 to fund maintenance on streets that were in existence at the time the sales tax was adopted by the voters. In November 2014, 2018, and 2022, the citizens readopted this quarter-cent sales tax option. The sunset provision will expire in March 2027. These funds are reported in the Streets Special Revenue Fund.

On October 1, 2005, the City began collecting an additional eighth-cent sales tax in accordance with the Texas Development Corporation Act of 1979, Article 5190.6, Section 4A Texas Revised Civil Statues for the promotion and development of new and expanded business enterprises. This sales tax is administered through GEDCO.

On October 1, 2005, the City began collecting an additional eighth-cent sales tax to be used toward the reduction of ad valorem property taxes. Proceeds are credited to the City's General Fund.

Note 4. Transfers

	Transfers In								
	Governmental Funds					Enterprise Funds			
	Major Funds					Major Funds			
Transfers Out	General Fund	Debt Service	General Capital Projects	Nonmajor Special Revenue	Internal Services	Electric	Water	Nonmajor Enterprise Funds	Total Transfers Out
Governmental funds									
Major funds									
General fund	$ -	$ -	$ 2,517,555	$1,090,000	$ 77,946	$ -	$ -	$ -	$ 3,685,501
GTEC	-	3,309,149	-	-	-	-	-	-	3,309,149
General capital projects	-	-	-	-	4,281,710	-	-	-	4,281,710
Nonmajor funds	1,820,261	723,752	1,566,371	-	135,572	88,506	-	-	4,334,462
Internal service funds	1,482,055	-	-	-	239,850	7,033,658	9,703,753	3,564,949	22,024,265
Enterprise funds									
Major funds									
Electric	6,890,917	-	-	-	30,000	-	-	-	6,920,917
Water services	9,307,013	-	-	-	1,900,124	-	-	-	11,207,137
Nonmajor funds	1,169,148	-	5,312,500	-	58,750	-	-	-	6,540,398
	$20,669,394	$ 4,032,901	$ 9,396,426	$1,090,000	$ 6,723,952	$ 7,122,164	$ 9,703,753	$ 3,564,949	62,303,539
	Transfers eliminated in government-wide statements								(58,025,953)
	Net transfers - statement of activities								$ 4,277,586

The net transfers between the governmental types and business types total $1,240,846. Per the City's fiscal and budgetary policy, utility operations transfer seven percent of gross billings for utility services to the General fund as a payment in lieu of taxes. Other types of transfers include grant matching, fire hydrant testing, equipment purchases, and capital project funding.

Note 5. Capital Assets

Capital asset activity for the year ended September 30, 2025 was as follows:

	Balance September 30, 2024	Additions	Deletions and Transfers	Balance September 30, 2025
Governmental activities				
Capital assets not being depreciated or amortized				
Land	$ 27,892,664	$ 8,897,687	$ -	$ 36,790,351
Land rights	21,009,247	-	-	21,009,247
Construction in progress	85,271,471	86,481,758	(50,695,255)	121,057,974
Total capital assets not being depreciated or amortized	134,173,382	95,379,445	(50,695,255)	178,857,572
Capital assets being depreciated or amortized				
Buildings	108,900,564	136,335	-	109,036,899
Furniture, machinery, and equipment	46,010,359	7,260,122	(204,950)	53,065,531
Vehicles	46,426,743	15,872,505	(19,500,144)	42,799,104
Streets	382,107,358	40,668,945	-	422,776,303
Distribution system	15,252,116	252,738	-	15,504,854
Bridges	21,223,299	63,400	-	21,286,699
Right-to-use asset - buildings	3,280,071	-	-	3,280,071
Right-to-use asset - equipment	372,278	-	-	372,278
Right-to-use asset - operational software	8,992,061	605,462	(2,482,080)	7,115,443
Improvements	99,387,519	10,225,761	-	109,613,280
Total capital assets being depreciated or amortized	731,952,368	75,085,268	(22,187,174)	784,850,462
Less accumulated depreciation and amortization for				
Buildings	(30,816,862)	(2,307,490)	-	(33,124,352)
Furniture, machinery, and equipment	(34,709,001)	(4,181,239)	192,950	(38,697,290)
Vehicles	(26,849,451)	(4,614,848)	8,858,801	(22,605,498)
Streets	(74,823,064)	(27,784,864)	-	(102,607,928)
Distribution system	(1,597,694)	(388,739)	-	(1,986,433)
Bridges	(5,709,773)	(485,955)	-	(6,195,728)
Right-to-use asset - buildings	(1,583,731)	(940,100)	-	(2,523,831)
Right-to-use asset - equipment	(199,493)	-	-	(199,493)
Right-to-use asset - operational software	(3,448,535)	(2,815,250)	2,230,321	(4,033,464)
Improvements	(45,572,625)	(7,664,691)	-	(53,237,316)
Total accumulated depreciation and amortization	(225,310,229)	(51,183,176)	11,282,072	(265,211,333)
Total capital assets being depreciated or amortized, net	506,642,139	23,902,092	(10,905,102)	519,639,129
Governmental activities capital assets, net	$ 640,815,521	$ 119,281,537	$(61,600,357)	$ 698,496,701
Electric activities				
Capital assets not being depreciated or amortized				
Land	$ 635,073	$ -	$ -	$ 635,073
Land rights	153,607	-	-	153,607
Construction in progress	8,828,333	21,789,841	(12,727,544)	17,890,630
Total capital assets not being depreciated or amortized	9,617,013	21,789,841	(12,727,544)	18,679,310
Capital assets being depreciated or amortized				
Buildings	24,637	-	-	24,637
Furniture, machinery, and equipment	1,643,981	45,435	176,855	1,866,271
Vehicles	13,346	730,460	5,761,606	6,505,412
Distribution system	257,796,579	18,445,919	-	276,242,498
Right-to-use asset - operational software	104,230	76,500	(104,230)	76,500
Improvements	173,421	-	-	173,421
Total capital assets being depreciated or amortized	259,756,194	19,298,314	5,834,231	284,888,739
Less accumulated depreciation and amortization for				
Buildings	(24,637)	-	-	(24,637)
Furniture, machinery, and equipment	(1,622,526)	(18,110)	(176,855)	(1,817,491)
Vehicles	(13,346)	(155,764)	(2,259,111)	(2,428,221)
Distribution system	(90,222,269)	(8,012,518)	-	(98,234,787)
Right-to-use asset - operational software	(39,585)	(19,125)	39,585	(19,125)
Improvements	(173,421)	-	-	(173,421)
Total accumulated depreciation and amortization	(92,095,784)	(8,205,517)	(2,396,381)	(102,697,682)
Total capital assets being depreciated or amortized, net	167,660,410	11,092,797	3,437,850	182,191,057
Electric activities capital assets, net	$ 177,277,423	$ 32,882,638	$ (9,289,694)	$ 200,870,367

	Balance September 30, 2024	Additions	Deletions and Transfers	Balance September 30, 2025
Water services activities				
Capital assets not being depreciated or amortized				
Land	$ 1,559,074	$ -	$ -	$ 1,559,074
Land rights	66,006	-	-	66,006
Construction in progress	310,387,146	189,159,611	(2,450,295)	497,096,462
Total capital assets not being depreciated or amortized	312,012,226	189,159,611	(2,450,295)	498,721,542
Capital assets being depreciated or amortized				
Buildings	8,992,038	491,100	-	9,483,138
Furniture, machinery, and equipment	2,112,248	381,206	(30,280)	2,463,174
Vehicles	77,592	579,733	8,538,123	9,195,448
Distribution system	631,270,819	58,978,025	-	690,248,844
Right-to-Use Asset - equipment	-	651,600	-	651,600
Right-to-Use Asset - building	-	1,923,203	238,370	2,161,573
Improvements	802,666	-	-	802,666
Total capital assets being depreciated or amortized	643,255,363	63,004,867	8,746,213	715,006,443
Less accumulated depreciation and amortization for				
Buildings	(3,780,521)	(703,277)	-	(4,483,798)
Furniture, machinery, and equipment	(1,724,495)	(124,540)	30,280	(1,818,755)
Vehicles	(37,499)	(244,274)	(3,133,010)	(3,414,783)
Distribution system	(163,610,448)	(15,674,532)	-	(179,284,980)
Right-to-Use Asset - equipment	-	(341,487)	-	(341,487)
Right-to-Use Asset - building	-	(596,237)	(238,370)	(834,607)
Improvements	(327,526)	(60,486)	-	(388,012)
Total accumulated depreciation and amortization	(169,480,489)	(17,744,833)	(3,341,100)	(190,566,422)
Total capital assets being depreciated or amortized, net	473,774,874	45,260,034	5,405,113	524,440,021
Water services activities capital assets, net	$ 785,787,100	$ 234,419,645	$ 2,954,818	$ 1,023,161,563
Other nonmajor business-type activities				
Capital assets not being depreciated or amortized				
Land	$ 1,135,536	$ -	$ -	$ 1,135,536
Land rights	1,503,538	-	-	1,503,538
Construction in progress	16,459,046	832,411	(16,500,128)	791,329
Total capital assets not being depreciated or amortized	19,098,120	832,411	(16,500,128)	3,430,403
Capital assets being depreciated or amortized				
Buildings	3,856,218	-	-	3,856,218
Furniture, machinery, and equipment	579,795	53,477	6,500	639,772
Vehicles	8,350	-	3,167,911	3,176,261
Streets	820,671	518,646	-	1,339,317
Distribution system	130,747,961	18,638,990	-	149,386,951
Improvements	6,360,228	16,023,606	-	22,383,834
Total capital assets being depreciated or amortized	142,373,223	35,234,719	3,174,411	180,782,353
Less accumulated depreciation and amortization for				
Buildings	(2,537,054)	(49,160)	-	(2,586,214)
Furniture, machinery, and equipment	(284,025)	(34,808)	(6,500)	(325,333)
Vehicles	(8,350)	(71,434)	(1,552,678)	(1,632,462)
Streets	(53,592)	(43,865)	-	(97,457)
Distribution system	(28,421,272)	(4,196,837)	-	(32,618,109)
Improvements	(5,790,784)	(148,576)	-	(5,939,360)
Total accumulated depreciation and amortization	(37,095,077)	(4,544,680)	(1,559,178)	(43,198,935)
Total capital assets being depreciated or amortized, net	105,278,146	30,690,039	1,615,233	137,583,418
Other nonmajor business-type activities capital assets, net	$ 124,376,266	$ 31,522,450	$ (14,884,895)	$ 141,013,821

	Balance September 30, 2024	Additions	Deletions and Transfers	Balance September 30, 2025
Total business-type activities				
Capital assets not being depreciated or amortized				
Land	$ 3,329,683	$ -	$ -	$ 3,329,683
Land rights	1,723,151	-	-	1,723,151
Construction in progress	335,674,525	211,781,863	(31,677,967)	515,778,421
Total capital assets not being depreciated or amortized	340,727,359	211,781,863	(31,677,967)	520,831,255
Capital assets being depreciated or amortized				
Buildings	12,872,893	491,100	-	13,363,993
Furniture, machinery, and equipment	4,336,024	480,118	153,075	4,969,217
Vehicles	99,288	1,310,193	17,467,640	18,877,121
Streets	820,671	518,646	-	1,339,317
Distribution system	1,019,815,359	96,062,934	-	1,115,878,293
Right-to-use asset - operational software	104,230	76,500	(104,230)	76,500
Right-to-Use Asset - equipment	-	651,600	-	651,600
Right-to-Use Asset - building	-	1,923,203	238,370	2,161,573
Improvements	7,336,315	16,023,606	-	23,359,921
Total capital assets being depreciated or amortized	1,045,384,780	117,537,900	17,754,855	1,180,677,535
Less accumulated depreciation and amortization for				
Buildings	(6,342,212)	(752,437)	-	(7,094,649)
Furniture, machinery, and equipment	(3,631,046)	(177,458)	(153,075)	(3,961,579)
Vehicles	(59,195)	(471,472)	(6,944,799)	(7,475,466)
Streets	(53,592)	(43,865)	-	(97,457)
Distribution system	(282,253,989)	(27,883,887)	-	(310,137,876)
Right-to-use asset - operational software	(39,585)	(19,125)	39,585	(19,125)
Right-to-Use Asset - equipment	-	(341,487)	-	(341,487)
Right-to-Use Asset - building	-	(596,237)	(238,370)	(834,607)
Improvements	(6,291,731)	(209,062)	-	(6,500,793)
Total accumulated depreciation and amortization	(298,671,350)	(30,495,030)	(7,296,659)	(336,463,039)
Total capital assets being depreciated or amortized, net	746,713,430	87,042,870	10,458,196	844,214,496
Total business-type activities capital assets, net	$1,087,440,789	$ 298,824,733	$ (21,219,771)	$ 1,365,045,751

Depreciation expense was charged to function/programs of the primary government as follows:

Governmental activities	
Culture / recreation	$ 7,512,978
Development	6,260,815
Fire	2,086,938
General government	6,260,815
Highways and streets	18,782,445
Police	834,775
Internal service funds	9,444,410
Total depreciation and amortization expense governmental activities	$ 51,183,176
Business-type activities	
Electric	$ 8,205,517
Water services	17,744,833
Nonmajor	4,544,680
Total depreciation and amortization expense business-type activities	$ 30,495,030

	Governmental Activities	Business-type Activities	Total
Net investment in capital assets			
Total capital assets (net of accumulated depreciation)	$ 698,496,701	$1,365,045,751	$2,063,542,452
Less: capital-related liabilities	(8,144,375)	(17,950,364)	(26,094,739)
Less long-term debt and related charges	(479,642,069)	(700,600,533)	(1,180,242,602)
Add unspent bond proceeds	304,462,762	291,660,441	596,123,203
Net long-term debt	(175,179,307)	(408,940,092)	(584,119,399)
Net investment in capital assets	$ 515,173,019	$ 938,155,295	$1,453,328,314

Note 6. Leases

A. Lease Receivable

During the fiscal year 2022, the City began leasing a portion of the public library to a third party. The lease is for 8 years and the City will receive monthly payments of $1,624. The City recognized $16,709 in lease revenue and $4,177 in interest revenue during the current fiscal year related to this lease. As of September 30, 2025, the City's receivable for lease payments was $80,135. Also, the City has a deferred inflow of resources associated with this lease that will be recognized as revenue over the lease term. As of September 30, 2025, the balance of the deferred inflow of resources was $75,843.

The City leases a facility to a third party at the solid waste collection station. The lease is for 10 years and the City will receive annual payments of $20,000. The City recognized $16,871 in lease revenue and $5,386 in interest revenue during the current fiscal year related to this lease. As of September 30, 2025, the City's receivable for lease payments was $104,843. Also, the City has a deferred inflow of resources associated with this lease that will be recognized as revenue over the lease term. As of September 30, 2025, the balance of the deferred inflow of resources was $101,224.

The Airport leases hangar space to various lessees. These leases are non-cancellable and terminate no later than October 2033. These leases are being presented in aggregate. The City recognized $292,117 in lease revenue and $32,140 in interest revenue during the current fiscal year related to these leases. As of September 30, 2025, the City's receivable for lease payments was $2,459,474. Also, the City has a deferred inflow of resources associated with these leases that will be recognized as revenue over the lease term. As of September 30, 2025, the balance of the deferred inflow of resources was $2,420,612.

The Airport leases land to various lessees. These leases are non-cancellable and terminate no later than February 2050. These leases are being presented in aggregate. The City recognized $259,293 in lease revenue and $63,191 in interest revenue during the current fiscal year related to these leases. As of September 30, 2025, the City's receivable for lease payments was $4,277,270. Also, the City has a deferred inflow of resources associated with these leases that will be recognized as revenue over the lease term. As of September 30, 2025, the balance of the deferred inflow of resources was $4,159,540.

Lease receivables are reported with other accounts receivables on the statement of net positions. And deferred inflow related to leases are reported with deferred inflows on the statement of net position.

Principal and interest requirements to maturity for the lease receivable at September 30, 2025, are as follows:

Fiscal Years Ending September 30,	General Governmental		
	Principal	Interest	Total
2026	$ 32,390	$ 7,097	$ 39,487
2027	33,699	5,789	39,488
2028	35,059	4,429	39,488
2029	36,475	3,013	39,488
2030	28,122	1,622	29,744
2031 - 2035	19,233	769	20,002
	$ 184,978	$ 22,719	$ 207,697

Fiscal Years Ending September 30,	Airport Fund		
	Principal	Interest	Total
2026	$ 571,678	$ 80,079	$ 651,757
2027	558,778	66,649	625,427
2028	555,526	53,249	608,775
2029	488,649	40,754	529,403
2030	356,699	32,594	389,293
2031 - 2035	1,347,278	107,717	1,454,995
2036 - 2040	1,148,972	54,465	1,203,437
2041 - 2045	911,404	8,509	919,913
2046 - 2050	447,210	1,660	448,870
2051 - 2055	350,550	-	350,550
	$6,736,744	$ 445,676	$ 7,182,420

Fiscal Years Ending September 30,	Total		
	Principal	Interest	Total
2025	$ 604,068	$ 87,176	$ 691,244
2026	592,477	72,438	664,915
2027	590,585	57,678	648,263
2028	525,124	43,767	568,891
2029	384,821	34,216	419,037
2030 - 2034	1,366,511	108,486	1,474,997
2035 - 2039	1,148,972	54,465	1,203,437
2040 - 2044	911,404	8,509	919,913
2045 - 2049	447,210	1,660	448,870
2050	350,550	-	350,550
	$6,921,722	$ 468,395	$ 7,390,117

B. Lease Liabilities

The City has entered into multiple lease agreements as lessee. The leases allow the right-to-use equipment and buildings over the term of the lease. The City is required to make both monthly and annual payments at its incremental borrowing rate or interest rate stated or implied within the leases. The City recorded right-of-use assets for Governmental Activities of $3,652,349, which are recorded in capital assets on the statement of net position. These assets had $2,723,324 in accumulated amortization for the fiscal year of 2025. The City recorded right-of-use assets for Business Activities of $2,813,713, which are recorded in capital assets on the statement of net position. These assets has $1,176,094 in accumulated amortization for the fiscal year of 2025.

The lease payables are reported with other long-term liabilities on the statement of net position. In the fiscal year 2025, the City reduced these payables by $961,866. At the ending balance of these payables at September 30, 2025 was $921,004.

The lease payables for business activities are reported with other long-term liabilities on the statement of net position. In the fiscal year 2025, the City reduced these payables by $924,552. At the ending balance of these payables at September 30, 2025 was $1,641,801.

The lease rate, term and ending lease liability are as follows:

Governmental activities	Interest Rate	Lease term years	Balance at year end
Buildings	1.6% - 2.7%	3-10	$ 892,897
Equipment	0.13 - 3.33%	4-6	28,107
Total governmental activities			$ 921,004

Business-type activities	Interest Rate	Lease term years	Balance at year end
Equipment	0.13 - 3.33%	3-10	$ 307,700
Infrastructure	0.13 - 3.33%	4-6	1,334,101
Business-type activities			$ 1,641,801

Principal and interest requirements to maturity for the lease payables at September 30, 2025, are as follows

Fiscal Years Ending September 30,2025	Governmental activities		
	Principal	Interest	Total
2026	$ 569,105	$ 11,239	$ 580,344
2027	85,662	5,402	91,064
2028	87,204	3,860	91,064
2029	78,776	2,288	81,064
2030	80,045	1,019	81,064
2031	20,212	54	20,266
	$ 921,004	$ 23,862	$ 944,866

Fiscal Years Ending September 30, 2025	Business-type Activities		
	Principal	Interest	Total
2026	$ 938,829	$ 20,091	$ 958,920
2027	702,972	5,628	708,600
	$ 1,641,801	$ 25,719	$ 1,667,520

Note 7. Subscription Based Information Technology Arrangements (SBITA)

The City has entered into multiple SBITAs that allow the right-to-use the SBITA vendor's information technology software over the subscription term. The City is required to make monthly payments at its incremental borrowing rate or the interest rate stated or implied within the SBITAs. The SBITA rate, term and ending subscription liability are as follows:

Governmental activities	Interest Rate	Lease term years	Balance at year end
Operational Software	2.36 - 3.31%	1-4	$ 2,547,434
Total governmental activities			$ 2,547,434

Business-type activities	Interest Rate	Lease term years	Balance at year end
Operational Software	3.24%	2	$ 57,375
Total Business-type activities			$ 57,375

The future principal and interest SBITA payments as of fiscal year end are as follows:

Fiscal Years Ending September 30,	Governmental Activities		
	Principal	Interest	Total
2026	$ 1,525,821	$ 7,363	$ 1,533,184
2027	1,021,613	2,325	1,023,938
	$ 2,547,434	$ 9,688	$ 2,557,122

Fiscal Years Ending September 30,	Business-type Activities		
	Principal	Interest	Total
2026	$ 25,500	$ -	$ 25,500
2027	25,500	-	25,500
2028	6,375	-	6,375
	$ 57,375	$ -	$ 57,375

The value of the subscription assets for governmental activities as of the end of the current fiscal year was $7,115,443 and had accumulated amortization of $4,033,464 The value of the subscription assets for business-type activities as of the end of the current fiscal year was $76,500 and had accumulated amortization of $19,125.

Note 8. Regulatory Asset

The City is amortizing its regulatory asset over the period which future rates are expected to recover the cost which is through 2042. Future amortization is expected to be:

Year Ending September 30,	
2026	$ 2,400,000
2027	2,400,000
2028	2,400,000
2029	2,400,000
2030	2,400,000
Thereafter	25,200,000
	$ 37,200,000

Note 9. Long-Term Liabilities

A. Overview

The following is a summary of long-term debt transactions of the City for the fiscal year ended September 30, 2025:

	Balance as of September 30, 2024	Additions	Retirements	Balance as of September 30, 2025	Due within One Year
Governmental activities					
General obligation bonds	$ 364,878,674	$ 100,355,000	$(27,188,256)	$ 438,045,418	$28,940,237
Sales tax revenue bonds	2,320,000	-	(740,000)	1,580,000	775,000
Special assessment revenue bonds	7,423,000	-	(204,000)	7,219,000	212,000
Premiums	27,880,502	3,987,223	(2,050,590)	29,817,135	2,034,477
Arbitrage	3,612,844	3,532,138	(138,157)	7,006,825	10,158
Compensated absences	12,348,087	758,063	-	13,106,150	3,930,930
Net pension liability	25,593,384	26,473,646	(28,745,806)	23,321,224	-
Other post employment benefits	4,777,356	644,009	(316,616)	5,104,749	64,061
Subscription liability	4,391,207	474,880	(2,318,653)	2,547,434	1,525,821
Lease liability	1,882,870	-	(961,866)	921,004	569,105
Total governmental activities	455,107,924	136,224,959	(62,663,944)	528,668,939	38,061,789
Business-type activities					
Revenue bonds	499,085,000	101,360,000	(14,665,000)	585,780,000	17,760,000
General obligation bonds	77,435,854	1,000,000	(7,156,276)	71,279,578	7,329,763
Premiums	37,597,454	6,213,973	(1,969,648)	41,841,779	1,731,240
Arbitrage	4,532,623	2,191,948	(1,107,068)	5,617,503	475,358
Compensated absences	3,374,195	2,238,213	(1,793,006)	3,819,402	1,426,964
Subscription liability	48,432	76,500	(67,557)	57,375	25,500
Net pension liability	7,644,778	9,710,899	(9,581,935)	7,773,742	-
Lease liability	-	2,566,352	(924,551)	1,641,801	938,829
Total business-type activities	629,718,336	125,357,885	(37,265,041)	717,811,180	29,687,654
Total long-term debt	$ 1,084,826,260	$ 261,582,844	$(99,928,985)	$ 1,246,480,119	$67,749,443

Liabilities for compensated absences, net pension liability, and other post-employment benefits that are included in governmental activities are expended primarily in the General Fund as benefits are used by the employees.

The Tax Reform Act of 1986 instituted certain arbitrage restrictions consisting of complex regulations with respect to issuance of tax-exempt bond proceeds at an interest yield greater than the interest yield paid to bondholders. Generally, all interest paid to bondholders can be retroactively rendered taxable if applicable rebates are not reported and paid to the Internal Revenue Service at least every five years for applicable bond issues. Accordingly, there is the risk that if such calculations are not performed or are not performed correctly, a liability could result. The City periodically engages an arbitrage consultant to perform the calculations in accordance with the Internal Revenue Service's rules and regulations. The City recognized an arbitrage liability of $12,624,330 as of September 30, 2025.

At September 30, 2025, there was $122,025,000 of authorized but unissued general obligation bonds. There are no authorized but unissued revenue bonds. The City is in compliance with all bond ordinances.

Fiscal Years Ending	Governmental		Business-type		Total	
September 30,	Principal	Interest	Principal	Interest	Principal	Interest
2026	$ 29,927,237	$ 48,804,202	$ 25,089,763	$ 30,426,064	$ 55,017,000	$ 79,230,266
2027	27,291,974	43,633,987	26,528,025	28,755,100	53,819,999	72,389,087
2028	25,701,186	41,488,047	27,346,810	27,733,868	53,047,996	69,221,915
2029	26,286,021	40,988,159	28,364,980	26,665,135	54,651,001	67,653,294
2030	25,506,000	39,106,872	29,050,000	25,546,414	54,556,000	64,653,286
2031-2035	128,701,000	52,256,696	136,805,000	110,414,209	265,506,000	162,670,905
2036-2040	107,745,000	28,541,564	142,655,000	78,941,108	250,400,000	107,482,672
2040 - 2044	74,827,000	12,069,935	136,030,000	43,551,019	210,857,000	55,620,954
2045 - 2049	859,000	52,530	65,980,000	19,769,106	66,839,000	19,821,636
2050 - 2054	-	-	39,210,000	3,632,062	39,210,000	3,632,062
	$ 446,844,418	$ 306,941,992	$657,059,578	$ 395,434,085	$ 1,103,903,996	$ 702,376,077

During the year ended September 30, 2025, the City issued $63,790,000 in Combination Tax & Revenue Certificates of Obligation, $37,565,000 in General Obligation bonds and $101,360,000 in Utility System Revenue bonds.

General Obligation Debt

A summary of tax-supported general obligation debt outstanding at September 30, 2025:

General Obligation - Tax Supporting	Maturity Date	Interest Rates	Original Issue Amount	Outstanding Amount
Series 2012 General Obligation Refunding Bonds	08/15/2029	3.000% - 4.000%	$ 1,016,532	$ 190,260
Series 2013 General Obligation Bonds	08/15/2032	3.000% - 3.375%	9,500,000	2,985,000
Series 2014 Combination Tax and Revenue Certificates of Obligation	08/15/2026	3.000% - 3.625%	1,825,450	96,048
Series 2014 General Obligation Bonds	08/15/2034	3.000% - 3.600%	4,800,000	2,685,000
Series 2014A General Obligation Refunding Bonds	08/15/2027	4.000%	9,709,525	1,459,395
Series 2015 Combination Tax and Revenue Certificates of Obligation - Rivery TIRZ	08/15/2035	3.000% - 4.150%	6,470,000	4,140,000
Series 2015 General Obligation Bonds	08/15/2035	3.000% - 4.000%	4,345,000	2,555,000
Series 2015A Combination Tax and Revenue Certificates of Obligation	08/15/2035	3.000% - 5.000%	3,170,000	970,000
Series 2015A General Obligation Bonds	08/15/2035	3.000% - 3.300%	11,785,000	6,820,000
Series 2015B General Obligation Refunding Bonds	08/15/2028	3.000% - 3.125%	4,042,416	311,444
Series 2016 Combination Tax and Revenue Certificates of Obligation	08/15/2036	2.000% - 5.000%	3,495,000	1,405,000
Series 2016 Combination Tax and Revenue Certificates of Obligation	08/15/2036	2.000% - 5.000%	2,980,000	1,860,000
Series 2016 General Obligation Bonds	08/15/2036	2.000% - 4.000%	12,585,000	7,885,000
Series 2016-1 Combination Tax and Revenue Certificates of Obligation - Rivery TIRZ	08/15/2036	2.000% - 5.000%	1,255,000	1,030,000
Series 2016A General Obligation Refunding Bonds	08/15/2027	2.500% - 3.000%	4,014,846	224,532
Series 2017 Combination Tax and Revenue Certificates of Obligation	08/15/2037	3.000% - 5.000%	8,655,000	4,745,000
Series 2017 General Obligation Bonds	08/15/2037	3.125% - 5.000%	8,555,000	6,090,000
Series 2017A General Obligation Refunding Bonds	08/15/2030	2.125% - 5.000%	12,375,000	6,190,000
Series 2018 Combination Tax and Revenue Certificates of Obligation	08/15/2038	3.000% - 4.000%	10,695,000	2,700,000
Series 2018 General Obligation Bonds	08/15/2038	3.000% - 5.000%	23,555,000	17,635,000
Series 2019 Combination Tax and Revenue Certificates of Obligation	08/15/2039	3.000% - 5.000%	13,785,000	9,655,000
Series 2019 General Obligation Bonds	08/15/2039	3.000% - 5.000%	4,920,000	3,910,000
Series 2020 Combination Tax and Revenue Certificates of Obligation	08/15/2035	2.240%	5,815,000	2,085,000
Series 2020 General Obligation Bonds	08/15/2035	2.290%	9,080,000	6,420,000
Series 2020A General Obligation Refunding Bonds	08/15/2031	1.200%	5,385,000	3,025,000
Series 2021 Combination Tax and Revenue Certificates of Obligation	08/15/2041	2.000% - 4.000%	9,485,000	6,880,000
Series 2021 General Obligation Bonds	08/15/2041	1.500% - 4.000%	7,520,000	6,325,000
Series 2021A General Obligation Bonds	08/15/2041	2.000% - 5.000%	25,295,000	19,545,000
Series 2021B General Obligation Refunding Bonds	08/15/2037	2.000% - 5.000%	16,437,500	13,340,000
Series 2022 Combination Tax and Revenue Certificates of Obligation	08/15/2042	3.125% - 5.000%	5,685,000	4,935,000
Series 2022 General Obligation Bonds	08/15/2042	3.600% - 5.000%	42,625,000	33,935,000
Series 2022 Limited Tax Notes	08/15/2029	3.010%	4,055,000	2,410,000
Series 2023 Combination Tax and Revenue Certificates of Obligation	08/15/2043	4.000% - 5.000%	20,680,000	18,020,000
Series 2023 General Obligation Bonds	08/15/2043	4.000% - 5.000%	30,530,000	25,095,000
Series 2024 Combination Tax and Revenue Certificates of Obligation	08/15/2044	4.000% - 5.000%	56,140,000	54,710,000
Series 2024 General Obligation Bonds	08/15/2044	4.000% - 5.000%	29,205,000	24,655,000
Series 2025 Certificates of Obligation (Appropriation)	08/15/2045	4.500% - 5.000%	20,055,000.00	20,055,000
Series 2025 General Obligation	08/15/2045	4.000% - 5.250%	34,680,000.00	34,680,000
Series 2025A General Obligation	08/15/2044	5.000%	2,885,000.00	2,885,000
Total tax supported debt				$ 364,541,679

A summary of self-supporting general obligation debt outstanding at September 30, 2025:

General obligation - self-supporting	Maturity Date	Interest Rates	Original Issue Amount	Outstanding Amount
Series 2012 General Obligation Refunding Bonds	08/15/2029	3.000% - 4.000%	$ 7,398,468	$ 1,384,740
Series 2013 Combination Tax and Revenue Certificates of Obligation	08/15/2033	3.000% - 3.250%	4,065,000	1,945,000
Series 2014 Combination Tax and Revenue Certificates of Obligation	08/15/2034	3.000% - 3.625%	474,550	273,948
Series 2014A General Obligation Refunding Bonds	08/15/2027	4.000%	2,565,475	385,605
Series 2015A Combination Tax and Revenue Certificates of Obligation	08/15/2035	3.000% - 5.000%	3,820,000	2,250,000
Series 2015B General Obligation Refunding Bonds	08/15/2028	3.000% - 3.125%	2,317,584	178,556
Series 2016 Combination Tax and Revenue Certificates of Obligation	08/15/2036	2.000% - 5.000%	10,960,000	6,870,000
Series 2016A General Obligation Refunding Bonds	08/15/2027	2.500% - 3.000%	3,495,154	195,468
Series 2017 Combination Tax and Revenue Certificates of Obligation	08/15/2037	3.000% - 5.000%	5,750,000	4,000,000
Series 2017A General Obligation Refunding Bonds	08/15/2029	2.125% - 5.000%	565,000	260,000
Series 2018 Combination Tax and Revenue Certificates of Obligation	08/15/2038	3.000% - 4.000%	145,000	110,000
Series 2019 Combination Tax and Revenue Certificates of Obligation	08/15/2039	3.000% - 5.000%	6,530,000	5,155,000
Series 2020 Combination Tax and Revenue Certificates of Obligation	08/15/2035	2.240%	5,395,000	3,815,000
Series 2021 Combination Tax and Revenue Certificates of Obligation	08/15/2041	2.000% - 4.000%	12,915,000	11,035,000
Series 2021A Combination Tax and Revenue Certificates of Obligation	08/15/2041	2.000% - 5.000%	21,015,000	17,895,000
Series 2021A Combination Tax and Surplus Revenue Public Property Finance Contractual Obligation	02/15/2031	1.730%	48,025,000	29,990,000
Series 2021B General Obligation Refunding Bonds	08/15/2032	2.000% - 5.000%	537,500	345,000
Series 2022 Combination Tax and Revenue Certificates of Obligation	08/15/2042	3.125% - 5.000%	4,765,000	4,560,000
Series 2023 Combination Tax and Revenue Certificates of Obligation	08/15/2043	4.000% - 5.000%	5,135,000	4,805,000
Series 2024 Combination Tax and Revenue Certificates of Obligation	08/15/2044	4.000% - 5.000%	5,715,000	5,595,000
Series 2025 Certificates of Obligation (Appropriation)	08/15/2045	4.500% - 5.000%	43,735,000	43,735,000
Total self-supported debt				144,783,317
Grand total outstanding general obligation debt as of September 30, 2025				$ 509,324,996
This amount is reported in the government-wide statements of activities as:				
Governmental activities				$ 438,045,418
Business-type activities				71,279,578
				$ 509,324,996

B. Sales Tax Revenue Debt – Georgetown Transportation Enhancement Corporation

A summary of sales tax revenue debt outstanding at September 30, 2025 follows:

	Maturity Date	Interest Rates	Original Issue Amount	Outstanding Amount
Sales tax revenue debt				
Series 2015 Senior Lien Sales Tax Revenue Refunding Bonds	08/15/2027	4.000% - 5.000%	7,755,000	$ 1,580,000
Total outstanding sales tax revenue debt				$ 1,580,000

C. Special Assessment Revenue Debt – Parks at Westhaven Public Improvement District

	Maturity Date	Interest Rates	Original Issue Amount	Outstanding Amount
Special assessment revenue debt				
Series 2022 Special Assessment Revenue Bonds	09/15/2047	3.625% - 4.250%	7,681,000	$ 7,219,000
Total special assessment revenue debt				$ 7,219,000

D. Discretely Presented Component Unit

Georgetown Economic Development Corporation (GEDCO) participated in the City's issuance of $18,690,000 Combination Tax and Revenue Certificates of Obligation, Series 2016 and is obligated to pay the City its portion of the principal and interest for the certificates, through 2036. Additionally, GEDCO has received a loan from the Water Services Fund as part of a tri-party agreement for economic development.

Repayment of GEDCO's outstanding long-term liabilities is as follows at September 30, 2025:

Fiscal Years Ending September 30,	GEDCO Principal	GEDCO Interest
2026	$ 221,392	$ 58,736
2027	199,360	52,728
2028	155,000	47,581
2029	160,000	43,900
2030	160,000	39,900
2031-2035	890,000	116,350
2036	195,000	5,850
	$ 1,980,752	$ 365,045

E. Revenue Debt

A summary of revenue bonds outstanding at September 30, 2025:

	Maturity Date	Interest Rates	Original Issue Amount	Outstanding Amount
Utility revenue debt				
Series 2014 Utility System Revenue Refunding Bonds	08/15/2027	3.000% - 4.000%	$ 11,855,000	$ 1,185,000
Series 2014A Utility System Revenue Bonds	08/15/2031	3.000% - 3.200%	5,350,000	2,250,000
Series 2014B Utility System Revenue Bonds	08/15/2023	2.750% - 4.000%	13,000,000	4,070,000
Series 2015 Utility System Revenue Bonds	08/15/2035	3.000% - 3.750%	10,920,000	6,425,000
Series 2016 Utility System Revenue Bonds	08/15/2036	2.000% - 4.000%	9,620,000	6,045,000
Series 2016A Utility System Revenue Refunding Bonds	08/15/2028	4.000%	6,925,000	1,460,000
Series 2017 Utility System Revenue and Refunding Bonds	08/15/2037	3.000% - 5.000%	27,915,000	17,735,000
Series 2018 Utility System Revenue Bonds	08/15/2038	3.000% - 4.000%	6,510,000	4,780,000
Series 2020 Utility System Revenue Bonds	08/15/2035	1.950%	14,430,000	10,120,000
Series 2020A Utility System Revenue Refunding Bonds	08/15/2029	1.350%	6,225,000	2,930,000
Series 2022A Utility System Revenue Bonds	08/15/2052	4.250% - 5.250%	220,380,000	210,330,000
Series 2023 Utility System Revenue Bonds	08/15/2053	5.000% - 5.250%	105,195,000	100,145,000
Series 2024 Utility System Revenue Bonds	08/15/2054	4.000% - 5.000%	117,450,000	116,945,000
Series 2025 Utility System Revenue Bonds	08/15/2055	5.000% - 5.250%	101,360,000	101,360,000
		Total	$ 657,135,000	$ 585,780,000

All net revenues of the electric and water services system are pledged for the payment of debt service for the revenue bonds. Net revenues, as defined by the various bond ordinances, include income and revenues derived from the operation of the system, after deduction of the amount necessary to pay all operating, maintenance, replacement, and betterment charges of the system.

These bond ordinances require that the net revenues, as defined, equal at least 1.35 times the average annual debt service on all revenue bonds. The City complied with this requirement at September 30, 2025.

Note 10. Defined Benefit Pension Plan

A. Plan Description

The City participates as one of 934 plans in the nontraditional, joint contributory, hybrid defined benefit pension plan administered by the Texas Municipal Retirement System (TMRS). TMRS is an agency created by the State of Texas and administered in accordance with the TMRS Act, Subtitle G, Title 8, Texas Government Code (the TMRS Act) as an agent multiple-employer retirement system for municipal employees in the State of Texas. The TMRS Act places the general administration and management of the System with a six-member Board of Trustees. Although the Governor, with the advice and consent of the Senate, appoints the Board, TMRS is not fiscally dependent on the State of Texas. TMRS's defined benefit pension plan is a tax-qualified plan under Section 401 (a) of the Internal Revenue Code. TMRS issues a publicly available annual comprehensive financial report that can be obtained at www.tmrs.com.

All eligible employees of the city are required to participate in TMRS.

B. Benefits Provided

TMRS provides retirement, disability, and death benefits. Benefit provisions are adopted by the governing body of the City, within the options available in the state statutes governing TMRS.

At retirement, the benefit is calculated as if the sum of the employee's contributions, with interest, and the city-financed monetary credits with interest were used to purchase an annuity. Members may choose to receive their retirement benefit in one of seven actuarially equivalent payments options. Members may also choose to receive a portion of their benefit as a Partial Lump Sum Distribution in an amount equal to 12, 24, or 36 monthly payments, which cannot exceed 75% of the member's deposits and interest.

A summary of plan provisions for the City are as follows:

Employee deposit rate	7%
Matching ratio (City to employee)	2 to 1
Years required for vesting	5
Service retirement eligibility	20 years at any age, 5 years at age 60 and above
Updated Service Credit	100% Repeating
Annuity Increase to retirees	30% of CPU Repeating

C. Employees Covered by Benefit Terms

At the December 31, 2024 valuation and measurement date, the following employees were covered by the benefit terms:

Retirees or beneficiaries currently receiving benefits	322
Inactive employees entitled to but not yet receiving benefits	420
Active employees	927
	1,669

D. Contributions

The contribution rates for employees in TMRS are either 5%, 6%, or 7% of employee gross earnings, and the city matching percentages are either 100%, 150%, or 200%, both as adopted by the governing body of the city. Under the state law governing TMRS, the contribution rate for each city is determined annually by the consulting actuary, using the Entry Age Normal (EAN) actuarial cost method. The actuarially determined rate is the estimated amount necessary to finance the cost of benefits earned by employees during the year, with an additional amount to finance any unfunded accrued liability.

Employees for the City of Georgetown were required to contribute 7% of their annual gross earnings during the fiscal year. The contribution rates for the City of Georgetown were 13.2% and 12.47% calendar years 2025 and 2024 respectively. The City's contributions to TMRS for the year ended September 30, 2025 were $11,671,683 and were equal to the required contributions.

E. Net Pension Liability

The City's Net Pension Liability (NPL) was measured as of December 31, 2024, and the Total Pension Liability (TPL) used to calculate the Net Pension Liability was determined by an actuarial valuation as of that date.

Actuarial Assumptions
The Total Pension Liability in the December 31, 2024 actuarial valuation was determined using the following actuarial assumptions:

Inflation	2.5% per year
Salary increases	3.60% to 11.85% including inflation
Investment rate of return	6.75%, net of pension plan investment expense, including inflation

Salary increases are based on a service-related table. Mortality rates for active members are based on the PUB(10) mortality tables with 110% of the Public Safety table used for males and 100% of the General Employee table used for females. Mortality rates for healthy retirees and beneficiaries are based on the Gender-distinct 2019 Municipal Retirees of Texas mortality tables. Male rates are multiplied by 103% and female rates are multiplied by 105%. The rates for actives, healthy retirees and beneficiaries are projected on a fully generational basis by the most recent Scale MP-2021 to account for future mortality improvements. For disabled annuitants, the same mortality tables for healthy retirees are used with a 4-year set-forward for males and a 3-year set-forward for females. In addition, a 3.5% and 3.0% minimum mortality rate is applied, for males and females respectively, to reflect the impairment for younger members who become disabled. The rates are projected on a fully generational basis by the most recent Scale MP2021 to account for future mortality improvements subject to the 3% floor.

The actuarial assumptions were developed primarily from the actuarial investigation of the experience of TMRS over the four-year period from December 31, 2018 to December 31, 2022. The assumptions were adopted in 2023 and first used in the December 31, 2023, actuarial valuation. The post-retirement mortality assumption for Annuity Purchase Rates (APRs) is based on the Mortality Experience Investigation Study covering 2009 through 2011 and dated December 31, 2013. Plan assets are managed on a total return basis with an emphasis on both capital appreciation as well as the production of income to satisfy the short-term and long-term funding needs of TMRS.

The long-term expected rate of return on pension plan investments was determined by best estimate ranges of expected returns for each major asset class. The long-term expected rate of return is determined by weighting the expected return for each major asset class by the respective target asset allocation percentage. The target allocation and best estimates of real rates of return for each major asset class in fiscal year 2025 are summarized in the following table:

Asset Class	Target Allocation	Long-term Expected Real Rate of Return (Arithmetic)
Global public equity	35.0%	7.10%
Core fixed income	6.0%	5.00%
Non-core fixed income	6.0%	6.80%
Hedge funds	5.0%	6.40%
Private equity	13.0%	8.50%
Private debt	13.0%	8.20%
Real estate	12.0%	6.70%
Hedge funds	6.0%	6.00%
Other public and private markets	4.0%	7.30%
Total	100.0%	

Discount Rate

The discount rate used to measure the Total Pension Liability was 6.75%. The projection of cash flows used to determine the discount rate assumed that employee and employer contributions will be made at the rates specified in statute. Based on that assumption, the pension plan's Fiduciary Net Position was projected to be available to make all projected future benefit payments of current active and inactive employees. Therefore, the long-term expected rate of return on pension plan investments was applied to all periods of projected benefit payments to determine the Total Pension Liability.

Changes in Net Pension Liability

	Increase (Decrease)		
	Total Pension Liability (a)	Plan Fiduciary Net Position (b)	Net Pension Liability (a) - (b)
Balance at December 31, 2023	$ 246,394,103	$ 213,155,941	$ 33,238,162
Changes for the year			
Service cost	13,850,310	-	13,850,310
Interest	16,855,698	-	16,855,698
Difference between expected and actual experience	5,333,174	-	5,333,174
Contributions - employer	-	10,323,478	(10,323,478)
Contributions - employee	-	5,795,109	(5,795,109)
Net investment income	-	22,209,156	(22,209,156)
Benefit payments, including refund of employee contributions	(7,210,432)	(7,210,432)	-
Administrative expense	-	(142,043)	142,043
Other changes	-	(3,322)	3,322
Net changes	28,828,750	30,971,946	(2,143,196)
Balance at December 31, 2024	$ 275,222,853	$ 244,127,887	$ 31,094,966

Sensitivity of the Net Pension Liability to Changes in the Discount Rate

The following presents the net pension liability of the City, calculated using the discount rate of 6.75%, as well as what the City's net pension liability would be if it were calculated using a discount rate that is one-percentage-point lower (5.75%) or one-percentage-point higher (7.75%) than the current rate:

	1% Decrease in Discount Rate (5.75%)	Discount Rate (6.75%)	1% Increase in Discount Rate (7.75%)
City's net pension liability	$ 73,040,115	$ 31,094,966	$ (3,262,328)

F. Pension Plan Fiduciary Net Position

Detailed information about the pension plan's Fiduciary Net Position is available in a separately issued TMRS financial report. That report may be obtained on the Internet at www.tmrs.com.

G. Pension Expense and Deferred Outflows of Resources and Deferred Inflows of Resources Related to Pensions

For the year ended September 30, 2025, the City recognized pension expense of $12,848,535.

At September 30, 2025, the City reported deferred outflows of resources and deferred inflows of resources related to pensions from the following sources:

	Deferred Outflows of Resources	Deferred Inflows of Resources
Differences between expected and actual economic experience	$ 9,796,368	$ 58,744
Changes in actuarial assumptions	164,184	-
Difference in projected and actual investment earnings	-	2,859,658
Contributions subsequent to the measurement date	9,112,415	-
Total	$ 19,072,967	$ 2,918,402

Deferred outflows of resources related to pensions resulting from contributions subsequent to the measurement date of $9,112,415 will be recognized as a reduction of the net pension liability for the measurement year ending December 31, 2025 (i.e., recognized in the city's financial statements September 30, 2025). Other amounts reported as deferred outflows and inflows of resources related to pensions will be recognized in pension expense as follows:

Measurement Years Ended December 31,	
2025	$ 2,473,107
2026	4,539,157
2027	(902,799)
2028	319,136
2029	613,549
	$ 7,042,150

Note 11. Other Post-Employment Benefits (OPEB)

A. Post-Employment Healthcare Plan

Plan Description and Benefits Provided
In addition to the pension benefits described in the previous note, the City has established a medical insurance benefit plan for retirees, which is a single employer defined benefit medical plan (the Retiree Medical Plan). The Retiree Medical Plan does not issue a publicly available financial report. Eligible retirees will be provided medical insurance benefits at a set premium rate annually. Eligible retirees may also cover their eligible dependents. Retirees are responsible for paying the premiums. A retiree is defined as someone who retires from the City and receives benefit payments. The City will stop insurance coverage on the retiree and dependent on the last day of the month when one of the following occurs:

1. The retiree reaches age 65; or
2. The retiree fails to submit the required set premium rate.

No assets are accumulated in a trust that meets the criteria in paragraph 4 of GASB Statement No. 75.

The following employees were covered by the benefit terms as of December 31, 2024.

Retirees or beneficiaries	6
Inactive employees, nonretired members	-
Active members	857
	863

Total OPEB Liability
The City's total OPEB liability was measured as of December 31, 2024 and was determined by an actuarial valuation as of December 31, 2024.

Actuarial Assumptions and Other Inputs
The total OPEB liability in the December 31, 2024 actuarial valuation, measured as of December 31, 2024, was determined using the following actuarial assumptions and other inputs, applied to all periods included in the measurement, unless otherwise specified:

Actuarial cost method	Individual entry-age normal
Discount rate	4.08%
Inflation	2.5% per year
Salary increases	3.6% to 11.85%, including inflation
Demographic assumptions	Based on the December 31, 2022 experience study conducted for the Texas Municipal Retirement System (TMRS).
Mortality	For healthy retirees, the gender-distinct 2019 Municipal Retirees of Texas mortality tables are used. Male rates are multiplied by 103% and female rates are multiplied by 105%. The rates are projected on a fully generational basis using the ultimate mortality improvement rates in the
Health care trend rates	Initial rate of 7.20% declining to an ultimate rate of 4.25% after 15 years.
Participation rates	25% for retirees with age at least 50 at retirement;0% for retirees with age less than 50 at retirement;20% of retirees were assumed to elect two-person coverage.

Changes in the Total OPEB Liability

	Increase (Decrease) Total OPEB Liability
Balance at December 31, 2023	$ 3,183,573
Changes for the year	
Service cost	357,160
Interest	126,170
Difference between expected and actual experience	(27,793)
Changes of assumptions	(106,377)
Benefit payments	(30,946)
Net changes	318,214
Balance at December 31, 2024	$ 3,501,787

Changes of Assumptions
Changes of assumptions reflect a change in the discount rate from 3.77% as of December 31, 2023 to 4.08% as of December 31, 2024.

Sensitivity of the Total OPEB Liability to Changes in the Discount Rate and Healthcare Cost Trend Rates
The following presents the total OPEB liability of the City, calculated using the discount rate of 4.08%, as well as what the City's total OPEB liability would be if it were calculated using a discount rate that is 1 percentage point lower or 1 percentage point higher than the current rate.

	1% Decrease in Discount Rate (3.08%)	Discount Rate (4.08%)	1% Increase in Discount Rate (5.08%)
Total OPEB liability	$ 3,855,865	$ 3,501,787	$ 3,181,205

The following presents the total OPEB liability of the City, calculated using the current healthcare cost trend rates as well as what the City's total OPEB liability would be if it were calculated using trend rates that are 1 percentage point lower or 1 percentage point higher than the current trend rates.

	1% Decrease in Healthcare Cost Rate	Healthcare Cost Rate	1% Increase in Healthcare Cost Rate
Total OPEB liability	$ 3,042,060	$ 3,501,787	$ 4,049,851

OPEB Expense and Deferred Outflows of Resources and Deferred Inflows of Resources Related to OPEB

OPEB Expense	Fiscal Year Ended September 30, 2025
Service cost	$ 357,160
Interest	126,170
Recognition of Current Year Inflow	(13,435)
Amortization of Prior Year Inflow	(18,696)
Expense	$ 451,199

As of September 30, 2025, the deferred inflows and outflows of resources are as follows:

	Deferred Outflows of Resources	Deferred Inflows of Resources
Differences between expected and actual economic experience	$ 455,556	$ 473,766
Changes in actuarial assumptions	473,764	927,537
Contributions subsequent to the measurement date	51,504	-
Total	$ 980,824	$ 1,401,303

Amounts currently reported as deferred outflows of resources and deferred inflows of resources related to other postemployment benefits will be recognized in OPEB expense as follows:

Year Ending September 30,	
2026	$ (32,131)
2027	(32,131)
2028	(35,663)
2029	(39,269)
2030	(44,148)
Thereafter	(288,641)
	$ (471,983)

B. Life Insurance Benefits

Plan Description and Benefits Provided

TMRS administers a defined benefit group-term life insurance plan known as the Supplemental Death Benefits Fund (SDBF). This is a voluntary program in which participating member cities may elect, by ordinance, to provide group-term life insurance coverage for their active members, including or not including retirees. It is considered to be a single-employer plan. The City elected, by ordinance, to provide group-term life insurance coverage to both current and retired employees. The City may terminate coverage under and discontinue participation in the SDBF by adopting an ordinance before November 1 of any year to be effective the following January 1.

The death benefit for active employees provides a lump-sum payment approximately equal to the employee's annual salary (Calculated based on the employee's actual earnings, for the 12-month period preceding the month of death). The death benefit for retirees is considered an OPEB and is a fixed amount of $7,500. As the SDBF covers both active and retiree participants, with no segregation of assets, the SDBF is considered to be an unfunded OPEB plan (i.e., no assets are accumulated).

Inactive employees currently receiving benefits	242
Inactive employees entitled to but not yet receiving benefits	132
Active employees	927
	1,301

Contributions

Valuation. The rate is equal to the cost of providing one-year term life insurance. The funding policy for the SDBF program is to assure that adequate resources are available to meet all death benefit payments for the upcoming year. The intent is not to pre-fund retiree term life insurance during employee's entire careers. The contribution rates for the City of Georgetown were 0.21% in calendar year 2024 and 0.17% in calendar year 2025 respectively. The City's contributions to the TMRS SDBF for the year ended September 30, 2025 were $161,172, which equaled the required contributions.

Total OPEB Liability

The City's total OPEB liability was measured as of December 31, 2024 and was determined by an actuarial valuation as of that date.

Actuarial Assumptions

The City's total OPEB liability in the December 31, 2024 valuation was determined using the following actuarial assumptions:

Inflation	2.50% per year
Salary increases	3.60% to 11.85%, including inflation
Discount rate	4.08%
Retirees' share of benefit related costs	$0
Administrative expenses	All administrative expenses are paid through the Pension Trust and accounted for under reporting requirements of GASB Statement No. 68.
Mortality rates - service retirees	2019 Municipal Retirees of Texas Mortality Tables. Male rates are multiplied by 103% and female rates are multiplied by 105%. The rates are projected on a fully generational basis by the most recent Scale MP-2021 (with immediate convergence).
Mortality rates - disabled retirees	2019 Municipal Retirees of Texas Mortality Tables with a 4 year setforward for males and a 3 year set-forward for females. In addition, a 3.5% and 3% minimum mortality rate will be applied to reflect the impairment for younger members who become disabled for males and females, respectively. The rates are projected on a fully generational basis by the most recent Scale MP-2021 (with immediate convergence) to account for future mortality improvements subject to the floor.

The discount rate was based on the Fidelity Index's "20-Year Municipal GO AA Index" rate as of December 31, 2024.

The actuarial assumptions used in the December 31, 2024 valuation were based on the results of an actuarial experience study for the period December 31, 2018 to December 31, 2022.

Changes in the Total OPEB Liability

	Increase (Decrease) Total OPEB Liability
Balance at December 31, 2023	$ 1,593,783
Changes for the year	
Service cost	99,345
Interest	61,334
Difference between expected and actual experience	(19,050)
Changes of assumptions	(99,335)
Benefit payments	(33,115)
Net changes	9,179
Balance at December 31, 2024	$ 1,602,962

Due to the SDBF being considered an unfunded OPEB plan under GASB 75, benefit payments are treated as being equal to the employer's yearly contributions for retirees. Changes in assumptions are a result of the change in municipal bond index rate from the previous year.

Sensitivity of the Total OPEB Liability to Changes in the Discount Rate
The following presents the total OPEB liability of the City, calculated using the discount rate of 4.08%, as well as what the City's total OPEB liability would be if it were calculated using a discount rate that is one percentage-point lower (3.08%) or one percentage-point higher (5.08%) than the current rate:

	1% Decrease in Discount Rate (3.08%)	Discount Rate (4.08%)	1% Increase in Discount Rate (5.08%)
Total OPEB liability	$ 1,955,292	$ 1,602,962	$ 1,331,779

OPEB Expense and Related Deferred Outflows of Resources and Deferred Inflows of Resources
For the year ended September 30, 2025, the City recognized OPEB expense of $116,769.

At September 30, 2025, the City reported deferred outflows of resources related to OPEB from the following sources:

	Deferred Outflows of Resources	Deferred Inflows of Resources
Differences between expected and actual economic experience	$ 12,361	$ 41,134
Changes in actuarial assumptions	280,049	626,968
Contributions subsequent to the measurement date	118,072	-
Total	$ 410,482	$ 668,102

Deferred outflows of resources related to OPEB resulting from contributions subsequent to the measurement date of $118,072 will be recognized as a reduction of the OPEB liability for the measurement year ending December 31, 2024 (i.e., recognized in the County's financial statements September 30, 2025). Other amounts reported as deferred outflows and inflows of resources related to OPEB will be recognized in pension expense as follows:

Year Ending September 30,	
2025	$ (52,918)
2026	(45,349)
2027	(68,880)
2028	(98,756)
2029	(94,932)
Thereafter	(14,857)
	$ (375,692)

The City's total OPEB liability, expense, and related deferred outflows of resources and deferred inflows of resources for both plans for the year ended September 30, 2025 were as follows:

OPEB liability	$ 5,104,749
Deferred outflows of resources	1,391,306
Deferred inflows of resources	2,069,405
OPEB expense	567,968

Note 12. Tax Abatements

The City of Georgetown has two programs for property tax abatements – a Property Tax Abatement Program and a Historic Tax Exemption Program.

Property Tax Abatement Program

Effective in December 2021, the City council approved a Property Tax Abatement Policy to negotiate certain tax abatements for Economic Development purposes as allowable under Texas Property Redevelopment and Tax Abatement Act, Texas Tax Code 312 as amended.

This act allows certain jurisdictions to provide property tax abatements for economic purposes including business relocation, retention, and expansion. The City must designate the property project area as a reinvestment zone by ordinance following the notice and public hearing required by law. The City Council will adopt an ordinance to designate the required reinvestment zone and a resolution to approve terms and conditions of a tax abatement. The City Council will then enter into a tax abatement agreement with the owner and/or tenant of the applicable property pursuant to Chapter 312 of the Texas Tax Code. The agreement shall contain the terms and conditions required by law and will provide for the repayment or recapture of abated taxes in the event of termination by the City for an uncured breach or default of the tax abatement agreement. No tax abatement agreement shall exceed ten (10) years. For the fiscal year ended September 30, 2025, $412,143 in taxes were abated under this program.

Historic Tax Exemption Program

Effective Sept. 26, 2023, the City Council approved this program by authority under Article 8, Section 1-f of the Texas Constitution and Section 11.24 of the Texas Tax Code as amended. The City Council has designated the Downtown Overlay District and Old Town Overlay District as historically significant sites for this program. The Program is effective beginning Jan. 1, 2024 and expires Jan. 1, 2027 unless extended by ordinance by the City Council. This tax exemption only applies to the City's portion of property taxes by reducing the value of the historic property.

This Program is to encourage preservation of historically significant structures as part of the City of Georgetown's stewardship of the Historic Overlay Districts, provide a link to the past through preservation of the built environment and maintain the look and feel that makes the City of Georgetown an attractive place to live, and recognize the investments made by historic homeowners in the City of Georgetown, who have additional design requirements for home improvement projects under the Historic District Design Guidelines to preserve the unique character of these neighborhoods.

Properties must meet the eligibility criteria and follow all procedures outlined in the ordinance in order to receive the property tax exemption. This includes completing the application process, submitting the completed Williamson Central Appraisal District (WCAD) exemption application, demonstrating completion of the project and compliance with program requirements, and receiving a final inspection of the historic property by authorized City staff. City staff will take a list of recommended eligible properties to the City Council for approval in June each year. Upon approval by Council, City staff will provide the list to the WCAD by the July 1 deadline and notify property owners of the approval. Property owners must then enter into an agreement with the City that sets out the terms and conditions of the exemption. Thereafter, the property owner must complete the appropriate documentation and make the annual exemption application to the WCAD in order to be entitled to the exemption for that tax year.

For the fiscal year ended September 30, 2025, $1,246 were abated under this program.

Note 13. Risk Management

Health Benefits – On January 1, 2014, the City began a self-funded insurance program for provision of employee health insurance. In fiscal year 2019, the City made contributions to cover 83% of the employees' costs for medical plan premiums. The employees authorized payroll withholdings to pay the remainder contributions for themselves, and their family members, if elected.

In accordance with state statute, the City maintains a catastrophic loss insurance policy (stop-loss policy), which reimburses the City for annual claims totaling over $150,000 per covered individual. For the fiscal year ended 2025, $1,218,799 in stop-loss payments were received by the City. The City made no significant reductions in insurance coverage and no settlements have exceeded insurance coverage for the 2025 fiscal year. The City's contributions for the self-insurance during the year totaled $13,554,808. Estimates of claims payable and of claims incurred but not reported at September 30, 2025 are reflected as accrued expenses of the fund. The liabilities include an amount for claims that have been incurred but were not reported until after September 30, 2025. Because actual claims liabilities depend on such complex factors such as inflation, changes in legal requirements, and damage awards, the process used in computing claims liability is an estimate that could materially change when the claims are ultimately finalized.

Analysis of claims liability for the fiscal year 2025 is as follows:

Unpaid claims, beginning of year	$	744,276
Incurred claims		12,550,287
Claim payments		(12,249,563)
Unpaid claims, end of year	$	1,045,000

Note 14. Deferred Compensation Plan

The City offers its employees a deferred compensation plan in accordance with Internal Revenue Code Section 457. The plan, available to all City employees, permits them to defer a portion of their salary until future years. Participation in the plan is optional. The deferred compensation is not available to employees until termination, retirement, death or an unforeseeable emergency.

Note 15. Commitments and Contingencies

A. Wholesale Power Agreements

The City of Georgetown currently has the following Wholesale Power Purchase Agreements with the following counter parties:

- American Electric Power (AEP), through January 7, 2029
- Boralex US Energy/Spinning Spur Three LLC, through 2035
- Clearway Energy, Inc /Buckthorn Westex LLC, through 2043

B. Brazos River Authority (BRA) Water Contracts

Effective September 1, 2001, the City revised its previous water availability agreements with the BRA to further plan for future water needs and to standardize the pricing to a system-wide rate. The effective system-wide rate for Lake Georgetown Water and Lake Stillhouse Hollow Water fiscal year beginning September 1, 2025, is $106.00 per acre-foot and for Colorado River Basin for fiscal year beginning September 1, 2025, is $103.13 per acre-foot. The City paid a total of $4,968,698 for water during the fiscal year. The City has three separate agreements with the BRA as follows:

Lake Georgetown Water – This agreement, effective September 1, 2001, and expiring August 31, 2050, requires BRA to make available to the City 6,720 acre-feet of water per year at BRA's system wide rate. The City paid $712,320 for water under this agreement in fiscal year 2025.

Lake Stillhouse Hollow Water – This agreement, effective September 1, 2001, and expiring August 31, 2040, requires BRA to make available to the City 38,987 acre-feet of water per year at BRA's system wide rate. The City paid $4,132,622 for water under this agreement in fiscal year 2025.

Colorado River Basin – This agreement, effective July 1, 2020, and expiring August 31, 2030, requires BRA to make available to the City 1,200 acre-feet of water per calendar year based on the Total LCRA Water Rate under the LCRA contract with the BRA. The City paid $123,756 for water under this agreement in fiscal year 2025.

C. Brazos River Authority – Williamson County Regional Raw Water Line Agreement

The City is a party to an agreement dated June 30, 1986, with the Brazos River Authority (BRA), City of Round Rock, Jonah Water Special Utility District, and Chisholm Trail Special Utility District (CTSUD). The Brazos River Authority designed, constructed, owns, and operates a pipeline to transport water from Lake Stillhouse Hollow to Lake Georgetown to benefit the parties in the agreement. Total project construction cost for the raw water line was approximately $40,000,000. In 2007, BRA refunded a portion of the original $89,000,000 in debt, leaving approximately $69,000,000 outstanding debt, including principal and interest. Each participant agreed to pay for the annual cost of debt and operations of the line. The City's obligation is $50,500,000, including principal and interest, to be repaid annually through 2032. The amount for fiscal year 2025 was $2,038,489.

The following schedule reflects the principal and interest portion of the City's obligation:

Years Ending September 30,	
2026	$ 2,030,105
2027	2,015,618
2028	2,011,450
2029	2,016,185
2030	2,010,597
2031-2032	1,014,564
	$ 11,098,519

As part of the CTSUD acquisition that occurred on September 12, 2014, the City assumed the ownership interest and related obligations of CTSUD's portion of this project.

D. EPCOR Groundwater Reservation Agreement

In August of 2023, the City of Georgetown entered into an agreement with EPCOR to reserve 39,399 acre-feet per year of EPCOR's existing permitted groundwater rights. The City also contracted to secure rights for up to an additional 30,601 acre-feet per year of groundwater. The reservation fee rate is $155 per acre-feet. While this agreement expired during fiscal year 2025, the City paid $3 million under this agreement.

E. Georgetown Village Public Improvement District

In 1999, the City of Georgetown created the Georgetown Village Public Improvement District No. 1, pursuant to Chapter 372 of the Texas Local Government Code. The City is required to construct and provide operation, repair, and maintenance of parks, recreational facilities, alleyways, lighting, landscaping and related improvements to the district that are above the standards that are met elsewhere in the City. Property owners are assessed an annual maintenance assessment of $0.12 per $100 valuation. Assessment revenue of $558,801 was recognized for 2025. As of September 30, 2025, $528,594 of costs associated with the Georgetown Village Public Improvement District have been reimbursed.

F. Cimarron Hills Public Improvement District

In May 2000, the City and Paloma Cimarron Hills, L.P. entered into a development agreement for a 606 home, 813-acre subdivision within the City's Extraterritorial Jurisdiction (ETJ). As part of this agreement, the City created the Cimarron Hills PID to reimburse the developer for costs of certain infrastructure improvements. Each lot within the development is assessed an annual fee based on its type of usage. The City also collects a per unit transportation fee which will be used to fund necessary roadway improvements and bridge crossings in the area. PID assessment collection began in 2002. In 2025, PID assessments were $293,616. Administrative expenses related to the collection of assessments were $9,900 and paid from current year collections. The assessments and related disbursements are recorded in the Custodial Fund.

G. Parks at Westhaven Public Improvement District

In March 2021, the City of Georgetown created the Parks at Westhaven PID, pursuant to Chapter 372 of the Texas Local Government Code, and concurrently approved a Financing and Reimbursement Agreement relating to the construction of authorized improvements, the levy of assessments, the reimbursement of Landowner for the actual costs of the authorized improvements directly from the assessments or from proceeds of special revenue bonds secured by the assessments. A Service and Assessment Plan was also approved which includes the "Assessment Roll" outlining the annual installment for each assessment to begin being collected in fiscal year 2022. For the year ending September 30, 2025, total revenues were $649,314 primarily made up of PID assessments of $597,107. Total expenditures were $550,825 primarily made up of administrative fees of $44,160 and debt service costs of $506,665.

H. Bluffview Public Improvement District (PID)

On March 22, 2022, the City of Georgetown created the Bluffview PID, pursuant to Chapter 372 of the Texas Local Government Code. For the year ending September 30, 2025, total revenues were $0.00 primarily made up of PID assessments. Total expenditures were $0.00 primarily made up of administration fees.

I. Gateway Tax Increment Reinvestment Zone (TIRZ)

This was established in November 2006 to fund improvements needed for redevelopment of the Williams Drive gateway area. A master plan for the area was developed in 2006, with implementation planned for future years. For the year ending September 30, 2025, total revenues were $141,852 with total expenditures of $467,051.

J. Downtown Tax Increment Reinvestment Zone (TIRZ)

This was established in 2004 to fund improvements in the downtown overlay district to assist in funding the downtown master plan. For the year ending September 30, 2025, total revenues were $739,777 with total expenditures of $320,068.

K. Rivery Park Tax Increment Reinvestment Zone (TIRZ)

This was established in 2008 to fund a convention center/hotel complex, as well as an expansion to Rivery Park. In January 2014, the City entered into agreements for a 220-room Sheraton hotel and conference center at the 32-acre Rivery site for the development of the Summit at Rivery Park (Rivery) project. This project includes a 16,000 square-foot conference center that can accommodate up to 4,500 people and a public parking garage. The project includes retail stores, restaurant sites, single-family homes, and multifamily residences for a total project investment of $150,000,000 including $65,000,000 for the hotel, conference center, and parking garage. Private investors funded most of the project costs.

A total of $16,800,000 in future City and County property taxes generated at the site is being used to reimburse the City and the developer for the cost of the hotel and conference center, parking garage, and other public improvements. This includes $12,500,000 of investments by the City and its related entities including GEDCO and GTEC.

The City and Williamson County agreed to reimburse up to $25,000,000 for the project. The City will contribute 100% and Williamson County will contribute 80% of their respective incremental ad valorem tax valuation generated at the 32-acre site to fund the project. The City will remit half of the 1% City sales tax generated at the site to Williamson County as part of the agreement. The City received and verified additional improvement costs allowable for reimbursement per Section 5.4.3 of the first amended and restated master development agreement. The City has acknowledged the $3,500,000 obligation to the developer for these improvements and has included this reimbursement in future cash flows. For the year ending September 30, 2025, total revenues were $1,120,932 with total expenditures of $1,117,811.

L. Wolf Lakes Tax Increment Reinvestment Zone (TIRZ)

In December 2018, the City created the Wolf Lakes TIRZ on164 acres located at the northwest corner of Interstate 35 and University Ave (SH29), bounded by Wolf Ranch Parkway to the west and the River Hills subdivision to the north. The purpose of the TIRZ is to provide economic and qualitative benefits be facilitating a program of public improvements. The development includes a grocery store, medical facility, and apartments.

The City and Williamson County agreed to reimburse up to $130,000,000 for public improvement projects in the TIRZ. The City will contribute 70% of their respective incremental ad valorem tax valuation generated up to $100,000,000 and Williamson County will contribute 50% of their respective incremental ad valorem tax valuation generated up to $30,000,000. For the year ending September 30, 2025, total revenues were $504,826 with expenditures of $0.00.

M. North Georgetown Tax Incremental Reinvestment Zone (TIRZ)

In December 2021, the City created the North Georgetown TIRZ consisting of 224 acres located along IH35, north of the Highway 195 intersection. The purpose of the TIRZ is to finance public infrastructure needed to develop the site for industrial and commercial use in partnership with the Developer over a fifteen (15) year period. Beginning in 2024, the City will contribute 60% of the incremental tax increase in years 1-5, 55% in years 2-10, and 50% in years 11-15. The last contribution will be in 2038. The maximum reimbursement to the developer is $8.5 million or the end of the 15 year period, whichever comes first. For the year ending September 30, 2025, total revenues were $73,136 with expenditures of $0.00

N. Chapter 552 Infrastructure Financing Reimbursement Agreement

In August 2014, the City entered into a Chapter 552 Infrastructure Financing/Reimbursement Agreement for the Hillwood Wolf Ranch Development Project. This agreement is one of several associated with this project which included the City's consent to the creation of an In-City Municipal Utility District (MUD) to finance the costs of various improvements. This Chapter 552 agreement, allowable under Chapter 552 of the Local Government Code, facilitates the reimbursement of up to $25,000,000 to the MUD for construction of specified public improvements within the Hillwood Wolf Ranch development. The annual repayment amount is funded from City ad valorem tax revenues received by the City for property within the MUD at a rate of $0.15 /per $100 assessed valuation. The terms of this Chapter 552 Agreement continue until dissolution of the MUD or the date on which the City pays the maximum reimbursement amount of $25,000,000, whichever occurs first. Reimbursements were made in FY2025 totaling $1,389,204.

O. Economic Development Agreements

Citigroup
In November 2019, the City entered into a 380 economic development retention agreement with Citigroup Technology, Inc for Retention Electric Rate Grant for the retention of an all-inclusive electric rate not subject to periodic adjustments for energy used. This agreement begins November 1st, 2019 and ended November 1st, 2024.

In November 2019, the City also entered into a 380 economic development expansion agreement with Citigroup Technology, Inc to provide both Property Tax Grant and Sales Tax Grants. The Property Tax Grant provides 50% of the City's ad-valorem taxes in excess of the required $275,000,000 assessed improvement value, not to exceed 5 tax years. The Sales Tax Grant shall be equal to 25% of the general fund 1% sales tax receipts in excess of the base sales tax requirements of $1,250,000 per year. There were not any payments to Citigroup by the City in FY2025.

Costco
In December 2019, the City, GEDCO and GTEC entered into economic development agreements with Costco Wholesale Corporation to encourage the capital investment of at least $20,000,000 and to offset the costs of the development and construction of the improvements.

In December 2019, the City also entered into a 380 economic development agreement with Costco Wholesale Corporation. The Sales Tax Grant for the 380 agreement provides reimbursement of 50% of the general fund 1% sales tax generated by Costco Wholesale Corporation up to a maximum of $2,000,000 or 10 years whichever comes first. Costco was paid $187,017 in FY2025.

CelLink
In March 2022, GEDCO entered into a ten (10) year economic development agreement with CelLink Corporation for Infrastructure and employment grants. This agreement was amended in Sept. 2023 for clarification regarding certain dates in the original agreement. The Maximum Infrastructure grants shall not exceed $2,500,000 for capital investments by CelLink of $80 million by the fifth anniversary date of the Commencement date. The Maximum Employment grants shall not exceed $525,000. There were not any infrastructure grant payments in FY2025. CllLink was paid the employment grant of $47,000 in FY2025.

Also in March 2022, the City, Titan Gateway35, and CelLink entered into a ten (10) year tax abatement agreement to abate fifty percent (50%) of Titan Gateway35's taxable value of the land and improvements and seventy-five percent (75%) of CelLink's tangible personal property for the ten-year period. The tax abatement begins 2024. There were not any payments to Titan Gateway35 or CelLink in FY2025.

GAF Energy
In July 2022, GEDCO entered into a ten (10) year economic development agreement with GAF Energy LLC for employment grants. The maximum employment grants shall not exceed $395,000. No employment grants were paid in FY2025.

Also, in July 2022, the City, Longhorn Junction Owner LP, and GAF Energy LLC entered into a ten (10) year tax abatement agreement to abate fifty percent (50%) of Longhorn Junctions' taxable value of the land and improvements and seventy-five percent (75%) of GAF Energy's tangible personal property for the ten-year period. The tax abatement begins 2024. No payments were made in FY2025.

Jackson Shaw
In January 2022, GTEC and JSACQ Georgetown LP entered into an economic development agreement to extend FM972, a major arterial westward from IH35. The total capital investment by JSACQ will be $24 million. The maximum infrastructure grants shall not exceed $4,600,000. Construction shall commence on or before March 2023 and should complete within twenty-four months. No infrastructure grant installments were paid in FY2025.

In January 2022, the City and JSACQ Georgetown LP entered into an economic development agreement for infrastructure improvement grants to be located in the North Georgetown TIRZ. JSACQ intends to make capital investments of $24 million. The maximum reimbursement for the infrastructure is $8.5 million. With 2024 being the first-year incremental tax increases are to be made to the TIRZ, no payments were made in FY2025.

Loram Technologies
In March of 2021, GEDCO entered a ten (10) year economic development agreement with Loram Technologies, Inc., for employment grants. The maximum employment grants shall not exceed $300,000. The company is open for business. No employment grants were paid in FY25.

In March of 2021GEDCO entered into an economic development agreement with Loram Technologies, Inc., to encourage the capital investment of at least $12,000,000 and to offset the actual costs incurred and paid by the company for design and construction of the infrastructure and shall not exceed $500,000. Commencement of construction of the project shall occur on or before July I, 2023, to cause completion of construction of the project to occur within twenty-four (24) months thereafter. The company is open for business. Paid $500,000 Infrastructure Grant payment FY2025 for work completed in FY2025.

August 2022 GTEC entered into economic development agreements with Loram Technologies, Inc., to encourage the capital investment of at least $12,000,000 and to offset the costs of the design and construction of Austin Avenue adjacent to the Land; and (ii) right-hand and left-hand turn lanes at the driveway from Austin Avenue into the Land, as required by TXDOT, and shall not exceed $600,000. Construction shall commence on or before May 31, 2023, and should be completed within twenty-four months. The company is open for business. The City paid $520,774 Infrastructure Grant payment for work completed FY2025.

P. Garey Park Trust

In June 2014, the City entered into a memorandum of understanding (MOU) whereby Alan Jack Garey donated his 525-acre ranch and home, on the conditions that the property shall be used exclusively as a public park and recreational facility for the benefit of all residents of the City of Georgetown and surrounding areas. The Garey's deeded 321.45 acres of land to the Texas Parks and Recreation Foundation, in trust for the benefit of the City. All the land is now in the City of Georgetown's name. We have accepted operations and maintenance for the park. Garey Park opened in June 2018. With the passing of Mr. Garey in 2022, the City received an additional $1,000,000 from his estate for a Memorial Pavilion in Garey Park. Additional improvements to Garey Park in the future are also included in Mr. Garey's will and will be reimbursed by the estate in accordance with that document.

Q. Grants

Amounts received or receivable from grantor agencies, principally the federal government, are subject to audit and adjustment by the agencies. Any disallowed claims, including amounts already collected, may constitute a liability of the applicable funds. The amount, if any, of expenditures which may be disallowed by the grantor cannot be determined at this time, although the City expects such amounts, if any, to be immaterial.

R. Litigation

The City is involved in various legal actions in which claims of varying amounts are being asserted against the City. The City follows the practice of providing for these claims only when they become probable and reasonably determinable in amount.

In November 2024, the City of Georgetown and PLW Waterworks, LLC entered into a settlement agreement and general release to resolve any and all claims regarding the ongoing dispute between the two parties concerning additional compensation and schedule relief. In the settlement agreement, the parties agreed to a confidential monetary settlement which has been recorded as a liability as of September 30, 2024. Payment to PLW Waterworks, LLC pursuant to this settlement was made in December 2024.

In the opinion of City management, no other lawsuit outcomes will have a material adverse effect on the City's financial position.

S. Construction Contracts

Encumbrances on construction projects in progress as of September 30, 2025, are approximately $78,965,214 for Governmental Funds and approximately $105,944,398 for Enterprise Fund.

Note 16. Energy Risk Management

The City of Georgetown's Energy Risk Management (ERM) Policy supports the advancement of its strategic business plan and management of its energy risks. This Policy governs all energy and basis (congestion) hedging activities. The Energy Risk Management Policy, along with the supporting policies (Credit policy, Hedge policy, Trading Authority policy, and Trading Sanctions policy), outline specific responsibilities and guidelines to manage the financial risk related to volumetric and congestion exposure to spot market energy prices associated with serving its load obligations.

Consistent with the ERM, the City has entered into power supply agreements with counterparties to hedge against volumetric and congestion exposure to spot market energy prices. These contracts meet the definition of a derivative instrument as defined by GASB Statement No. 53, Accounting and Reporting for Derivative Instruments (GASB 53). However, these contracts meet the normal purchases and sales exemption of GASB 53 as the City intends to use the physical commodity in its normal utility operations to supply energy to its customers. Accordingly, these contracts are not within the scope of GASB 53 and are not recorded on the City's Statement of Net Position.

A. Risks

Credit Risk. The City's over-the-counter agreements for natural gas and energy expose the City to credit risk. In the event of default, the City's operations will not be materially affected. However, the City does not expect the counterparties to fail to meet their obligations. The City maintains contracts with contractual provisions under the EEI (Edison Electric Institute) and EPC (Energy Procurement Contract) agreements.

Termination Risk. Termination risk is the risk that a derivative will terminate prior to its scheduled maturity date due to a contractual event. Contractual events include illegality, tax and credit events upon merger and other events. The City's exposure to termination risk for over-the counter agreements is minimal due to the high credit rating of the counterparties, and the contractual provisions under the EEI and EPC agreements applied to these contracts. Termination risk is associated with all of the City's derivatives up to their fair value of the instrument.

Netting Arrangements. The City enters into netting arrangements whenever it has entered into more than one derivative transaction with counterparty. Under the terms of these arrangements, should one party become insolvent or otherwise default on its obligations, close-out netting provisions permit the non-defaulting party to accelerate and terminate all outstanding transactions and net the transaction's fair values so that a single sum will be owed by or owed to the non-defaulting party.

THIS PAGE INTENTIONALLY LEFT BLANK.

GEORGETOWN
TEXAS
more than welcome

Required Supplementary Information

City of Georgetown, Texas
Required Supplementary Information
For the Fiscal Year Ended September 30, 2025

Texas Municipal Retirement System – Schedule of Changes in Net Pension Liability and Related Ratios

	Measurement 2024	Measurement 2023	Measurement 2022	Measurement 2021	Measurement 2020	Measurement 2019	Measurement 2018	Measurement 2017	Measurement 2016	Measurement 2015
Total pension liability										
Service cost	$ 13,850,310	$ 12,124,068	$ 10,257,378	$ 9,188,441	$ 8,420,259	$ 7,773,892	$ 7,418,271	$ 6,897,077	$ 6,387,917	$ 5,660,967
Interest	16,855,698	15,021,715	13,607,232	12,549,653	11,539,794	10,571,618	9,700,878	8,852,731	8,051,567	7,402,393
Difference between expected and actual experience	5,333,174	5,865,638	2,932,938	(97,013)	221,322	(273,287)	(511,751)	231,554	486,906	903,470
Changes of assumptions	-	180,454	-	-	-	529,624	-	-	-	1,980,757
Benefit payments	(7,210,432)	(6,559,330)	(6,991,840)	(6,023,584)	(5,185,596)	(3,977,775)	(3,792,957)	(3,560,669)	(3,063,090)	(2,491,010)
Net change in total pension liability	28,828,750	26,632,545	19,805,708	15,617,497	14,995,779	14,624,072	12,814,441	12,420,693	11,863,300	13,456,577
Total pension liability - beginning	246,394,103	219,761,558	199,955,850	184,338,353	169,342,574	154,718,502	141,904,061	129,483,368	117,620,068	104,163,491
Total pension liability - ending (a)	$ 275,222,853	$246,394,103	$219,761,558	$199,955,850	$184,338,353	$169,342,574	$154,718,502	$141,904,061	$129,483,368	$117,620,068
Plan fiduciary net position										
Contributions - employer	$ 10,323,478	$ 9,021,358	$ 7,800,790	$ 6,966,809	$ 6,220,242	$ 5,912,566	$ 5,725,188	$ 5,323,953	$ 4,630,015	$ 4,371,324
Contributions - employee	5,795,109	5,171,754	4,375,481	3,917,118	3,589,635	3,384,157	3,229,347	3,009,880	2,798,414	2,592,095
Net investment income	22,209,156	21,385,818	(14,133,018)	21,769,442	11,455,944	19,503,600	(3,736,957)	14,606,240	6,398,399	132,967
Benefit payments	(7,210,432)	(6,559,330)	(6,991,840)	(6,023,584)	(5,185,596)	(3,977,775)	(3,792,957)	(3,560,669)	(3,063,089)	(2,491,010)
Administrative expense	(142,043)	(135,681)	(122,037)	(100,533)	(74,002)	(110,028)	(72,138)	(75,638)	(72,218)	(80,978)
Other	(3,322)	(947)	145,626	690	(2,887)	(3,307)	(3,767)	(3,833)	(3,891)	(4,000)
Net change in plan fiduciary net position	30,971,946	28,882,972	(8,924,998)	26,529,942	16,003,336	24,709,213	1,348,716	19,299,933	10,687,630	4,520,398
Plan fiduciary net position - beginning	213,155,941	184,272,969	193,197,967	166,668,025	150,664,689	125,955,476	124,606,760	105,306,827	94,619,197	90,098,799
Plan fiduciary net position - ending (b)	244,127,887	213,155,941	184,272,969	193,197,967	166,668,025	150,664,689	125,955,476	124,606,760	105,306,827	94,619,197
Net pension liability - ending (a) - (b)	$ 31,094,966	$ 33,238,162	$ 35,488,589	$ 6,757,883	$ 17,670,328	$ 18,677,885	$ 28,763,026	$ 17,297,301	$ 24,176,541	$ 23,000,871
Plan fiduciary net position as a percentage of total pension liability	88.70%	86.51%	83.85%	96.62%	90.41%	88.97%	81.41%	87.81%	81.33%	80.44%
Covered payroll	$ 82,787,266	$ 73,882,195	$ 62,506,871	$ 55,958,835	$ 51,280,503	$ 48,345,099	$ 46,133,526	$ 42,892,268	$ 39,775,322	$ 37,121,089
Net pension liability as a percentage of covered payroll	37.56%	44.99%	56.78%	12.08%	34.46%	38.63%	62.35%	40.33%	60.78%	61.96%

Texas Municipal Retirement System – Schedule of Contributions

	September 30, 2025	September 30, 2024	September 30, 2023	September 30, 2022	September 30, 2021	September 30, 2020	September 30, 2019	September 30, 2018	September 30, 2017	September 30, 2016
Actuarially determined contribution	$ 11,671,683	$ 10,061,635	$ 8,690,069	$ 7,816,986	$ 6,220,243	$ 5,912,566	$ 5,900,133	$ 5,682,270	$ 5,172,343	$ 4,519,980
Contributions in relation to the actuarially determined contribution	11,671,683	10,061,635	8,690,069	7,816,986	6,220,243	5,912,566	5,900,133	5,682,270	5,172,343	4,519,980
Contribution deficiency (excess)	$ -	$ -	$ -	$ -	$ -	$ -	$ -	$ -	$ -	$ -
Covered payroll	$ 89,977,780	$ 81,079,056	$ 70,823,263	$ 62,674,395	$ 51,280,503	$ 48,345,099	$ 48,020,769	$ 45,293,424	$ 39,775,322	$ 37,121,089
Contributions as a percentage of covered payroll	12.97%	12.41%	12.27%	12.47%	12.13%	12.23%	12.29%	12.55%	13.00%	12.18%

Notes to TMRS Schedules

TMRS schedules are intended to show information for ten years, and future years' information will be displayed as it becomes available.

Valuation Date
Actuarial determined contribution rates are calculated as of December 31 and become effective in January, 13 months later.

Methods and Assumptions Used to Determine Contribution Rates:

Actuarial cost method	Entry age normal
Amortization method	Level percentage of payroll, closed
Remaining amortization period	21 Years (longest amortization ladder)
Asset valuation method	10 year smoothed market, 12.00% soft corridor
Inflation	2.50%
Salary increases	3.60% to 11.85%, including inflation
Investment rate of return	6.75%
Retirement age	Experience-based table of rates that vary by age. Last updated for the 2023 valuation pursuant to an experience study of the period ending 2022.

There were no benefit changes during the year.

Post-employment Healthcare Plan – Schedule of Changes in the OPEB Liability and Related Ratios*

	Measurement 2024	Measurement 2023	Measurement 2022	Measurement 2021	Measurement 2020	Measurement 2019	Measurement 2018	Measurement 2017
Total OPEB liability								
Service cost	$ 357,160	$ 332,119	$ 359,751	$ 259,569	$ 207,540	$ 154,054	$ 144,760	$ 128,392
Interest	126,170	131,047	67,437	63,940	76,619	84,088	73,344	74,997
Difference between expected and actual experience	(27,793)	(554,506)	2,621	672,121	2,910	65,680	4,261	-
Changes of assumptions	(106,377)	251,201	(732,856)	(434,670)	223,522	286,037	(90,006)	106,325
Benefit payments	(30,946)	(91,919)	(132,958)	(153,062)	(98,425)	(95,554)	(77,104)	(63,836)
Net change in total OPEB liability	318,214	67,942	(436,005)	407,898	412,166	494,305	55,255	245,878
Total OPEB liability - beginning	3,183,573	3,115,631	3,551,636	3,143,738	2,731,572	2,237,267	2,182,012	1,936,134
Total OPEB liability - ending	$ 3,501,787	$ 3,183,573	$ 3,115,631	$ 3,551,636	$ 3,143,738	$ 2,731,572	$ 2,237,267	$ 2,182,012
Covered-employee payroll	$ 85,018,162	$ 73,882,195	$ 62,506,871	$ 60,184,157	$ 51,280,503	$ 48,345,099	$ 46,133,526	$ 40,193,300
Total OPEB liability as a percentage of covered-employee payroll	4.12%	4.31%	4.98%	5.90%	6.13%	5.65%	4.85%	5.43%

*Schedules will include 10 years of information as it becomes available.

Note: There are no plan assets accumulated in a trust that meets the criteria in paragraph 4 of GASB Statement No. 75.

Life Insurance Benefits – Schedule of Changes in the OPEB Liability and Related Ratios*

	Measurement 2024	Measurement 2023	Measurement 2022	Measurement 2021	Measurement 2020	Measurement 2019	Measurement 2018	Measurement 2017
Total OPEB liability								
Service cost	$ 99,345	$ 88,659	$ 150,016	$ 134,301	$ 107,689	$ 72,518	$ 83,040	$ 64,338
Interest	61,334	57,992	39,281	38,215	41,334	41,595	37,420	34,993
Difference between expected and actual experience	(19,050)	(10,194)	20,041	(7,653)	(19,570)	(6,941)	(25,887)	-
Changes of assumptions	(99,335)	84,543	(854,304)	75,056	278,682	262,118	(93,944)	100,531
Benefit payments	(33,115)	(29,553)	(25,003)	(22,384)	(5,128)	(4,835)	(4,613)	(4,289)
Net change in total OPEB liability	9,179	191,447	(669,969)	217,535	403,007	364,455	(3,984)	195,573
Total OPEB liability - beginning	1,593,783	1,402,336	2,072,305	1,854,770	1,451,763	1,087,308	1,091,292	895,719
Total OPEB liability - ending	$ 1,602,962	$ 1,593,783	$ 1,402,336	$ 2,072,305	$ 1,854,770	$ 1,451,763	$ 1,087,308	$ 1,091,292
Covered payroll	$ 82,787,266	$ 75,762,072	$ 68,267,213	$ 55,958,835	$ 51,280,503	$ 48,345,099	$ 46,133,526	$ 42,892,268
Total OPEB liability as a percentage of covered payroll	1.94%	2.10%	2.05%	3.70%	3.62%	3.00%	2.36%	2.54%

*Schedules will include 10 years of information as it becomes available.

Note: There are no plan assets accumulated in a trust that meets the criteria in paragraph 4 of GASB Statement No. 75

Combining and Individual Fund Financial Statements and Schedules

Special Revenue Funds
Special Revenue Funds (SRFs) are used to account for proceeds of specific revenue sources that are legally restricted to expenditures for specified purposes. The City of Georgetown utilizes multiple SRFs to provide an extra level of transparency and accountability to the taxpayers.

American Rescue Plan – This SRF was created to account for the grant funds received from the American Rescue Plan program.

Council Discretionary – This SRF was created in July 2015 and includes the projected year-end General Fund balance not allocated in the budget. These funds will be expended at the direction of the City Council for specific one-time purposes.

Conservation – is dedicated to energy efficiency programs and projects, and is supported solely by the Conservation Fee charged monthly to all City of Georgetown electric customers on their utility bills. This fee is used to maintain compliance with House Bill 3693, which calls for enhancement of existing energy efficiency programs and strengthening of statutory requirements, as well as, to promote more electric demand management by customers. Specific programs supported by the Conservation SRF include Home Energy Audits, Weatherization Programs, and the LED Light Bulb Exchange Program.

Court Fees – includes the following SRFs:

- Court Security Fund
- Court Technology Fund
- Court Child Safety Fund
- Juvenile Case Manager Fund
- Municipal Jury Fund

The **Court Security Fund** is used to account for the receipt and expenditure of court costs related to security personnel and equipment.

The **Court Technology Fund** is used to finance the purchase or maintenance of technological enhancements for the Municipal Court.

Court Child Safety Fund is used to fund school crossing guard programs or other safety activities. All funds are governed by State statute.

The **Juvenile Case Manager Fund** is used for the receipt and expenditure of a court fee that is collected for a juvenile case manager. The fund is to finance the salary, benefits, training, travel expenses, office supplies, and other necessary expenses of the juvenile case manager, as outlined by statute.

The **Municipal Jury Fund** is used to fund juror reimbursements and otherwise finance jury services. Other costs related to jury services could include the cost of mailing jury summons and food and beverages provided to jurors during service.

Development includes the following SRFs:

- Permitting Fund
- Community Development Block Grant (CDBG) Fund
- Main Street Façade Fund

The **Permitting Fund's** source is technology fees charged to builders and property owners. These fees support the MyPermitNow system which is a comprehensive electronic permit, inspection, and tracking system for all types of construction projects. This system allows for efficient and improved customer service for both the internal and external customers by providing real time online permit information to customers.

The **CDBG Fund** is financed through the US Department of Housing and Urban Affairs Division. CDBG funds are administered through Williamson County and fund infrastructure improvements, such as sidewalks in eligible geographic areas.

The **Main Street Façade Fund** accounts for grants distributed by the Main Street Board for the improvement of commercial facades in the Downtown Overlay District. Revenue sources include General Fund contributions and fund raising efforts by the Main Street Board.

Fire Fund revenue is derived from inspections and billing insurance carriers for fire protection services. These funds are used to purchase fire equipment and special needs. Revenues are also used to help fund fire prevention needs and public education

Library – accounts for the receipt and expenditure of restricted donations such as memorials and gifts for a designated library purchase or program.

Parks – includes the following funds:

- Tree Fund
- Parks Restricted Fund
- Parkland Dedication
- Cemetery Fund
- Garey Park Improvement Fund

The **Tree Fund** is financed by fees assessed when development projects remove trees. These funds are used to plant, prune, irrigate, maintain, and fund other associated tree activities in City parks, or other City-owned property.

The **Parks Restricted Fund** is used to account for transfers in, donations, and grants. Funds are used for equipment replacement for parks.

The **Parkland Dedication Fund** was established through the Parkland Dedication Ordinance. When new residential developments are built, the developer is required to dedicate land or pay a fee in lieu of dedication. When a fee is paid, the money is set aside to be used in a restricted zone near the development. The funds must be used for parks and recreation improvements such as new playgrounds, new parks, new trails, or to buy parkland.

The **Cemetery Fund** pays for the ongoing maintenance of the City's cemeteries. Revenues are generated from plot sales and maintenance fees. In addition, the City Council committed to transfer money in from the General Fund to plan for long-term maintenance.

The **Garey Park Improvement Fund** is used to account for the capital expenditures related to Garey Park improvements and the reimbursement revenue managed by the Chisholm Trail Foundation.

PEG Fee – The **Public, Education, and Government (PEG) Fund** is used to account for the receipt and expenditure of PEG fees collected through cable providers that are legally restricted for capital expenditures related to the City's cable access channel.

Police – includes the following funds:

- Police Seizures Fund
- Abandoned Vehicle Fund
- Animal Services Fund

The **Police Seizures Fund** is used to account for properties and revenues seized by the Georgetown Police Department. Federal and Texas State Law requires the funds only be used for a defined set of law enforcement purposes such as law enforcement training, crime prevention awareness programs, asset accounting and tracking, and witness-related costs. Purchases of police equipment and facilities equipment are also permitted under state law.

The **Abandoned Vehicle Fund** is used to track costs and related revenues for vehicles that have been impounded and are later auctioned.

The **Animal Services Fund** accounts for donations received from various sources and is used for items and projects that are related to the capital and service needs of the animal shelter.

Public Improvement Districts (PIDs) – includes the following funds:

- Village PID Fund
- Wolf Ranch PID Fund
- Parks at Westhaven PID Fund
- Bluffview PID Fund
- Preserve at Water Oak PID Fund

The **Village PID Fund** accounts for taxes collected from property assessments in the Georgetown Village PID Tax District. The revenue is used for basic maintenance of parks and open spaces of less than one acre. Basic maintenance of parks one acre and larger are maintained by the City of Georgetown and is not paid for by the PID. Revenue is also used for landscape, nature trails and pedestrian walkways, park benches, trash containers, and entry signs and other similar signs.

The **Wolf Ranch PID Fund** was created to account for the collection of debt service incurred by the issuance of $10,500,000 in sales tax revenue bonds which were used to complete the IH 35 frontage in front of the Wolf Ranch development site.

The **Parks at Westhaven PID Fund** was created to account for the collection of assessments and payment of expenses and subsequent debt to reimburse the developer for authorized improvements approved in the Financing and Reimbursement agreement.

The **Bluffview PID Fund** was created to account for the collection of assessments and payment of expenses and subsequent debt to reimburse the developer for authorized improvements approved in the Financing and Reimbursement agreement.

The **Preserve at Water Oak PID Fund** was created to account for the collection of assessments and payment of expenses and subsequent debt to reimburse the developer for authorized improvements approved in the Financing and Reimbursement agreement.

The **Sidewalks Fund** was created to account for the collection of fees and payment of expenses related to sidewalk improvement projects.

The **Streets Sales Tax Fund** accounts for the receipt and expenditure of revenues collected from the quarter-cent sales tax approved by the citizens in November 2001 under Texas House Bill 445. The funds are required to be spent on maintenance of streets that were in existence at the time of adoption of the tax. This tax was most recently reauthorized by voters in November of 2022.

The **Streetlights Fund** accounts for the costs associated with providing and maintaining street lighting throughout the City. The fund supports payments to utility providers and covers ongoing maintenance and operational expenses for public streetlights. It is funded primarily through a flat monthly fee assessed to all utility customers within the city limits. The Streetlight Fund ensures consistent, safe, and reliable lighting infrastructure across Georgetown's neighborhoods and roadways.

Tax Increment Reinvestment Zones (TIRZ) – accounts for public improvements within an area that will generate private-sector development. The tax base is frozen at a predevelopment level and the increases in taxes derived from increases in assessed valuations are used to retire bonds originally issued for the development or to leverage future growth in the assigned areas. TIRZ includes the following funds:

- Downtown TIRZ
- Rivery TIRZ
- Gateway TIRZ
- Wolf Lakes TIRZ
- North Georgetown TIRZ

The **Downtown TIRZ** was created by Ordinance No. 2004-77 and covers approximately 66 (+/-) acres, located entirely in Williamson County and within the corporate limits of the City. This fund is used to account for the development and redevelopment of downtown Georgetown into a mixed use, pedestrian-oriented environment, consistent with the goals of the City's Downtown Master Plan.

The **Rivery TIRZ** was created by Ordinance No. 2011-91, and the duration is through December 31, 2041. This fund is to help provide a financing vehicle necessary to facilitate a program of public improvements to allow and encourage the development of a hotel and conference center, enhance the overall park experience, the establishment of single and multifamily residential development, and commercial/retail space.

The **Gateway TIRZ** was created by Ordinance No. 2006-204, and the duration is through December 31, 2031. This fund is to help finance a program of public improvements to allow and encourage the development and redevelopment of the Williams Drive Gateway area into a mixed use, pedestrian oriented environment, consistent with the goals of the City's Williams Drive Gateway Redevelopment Plan.

The **Wolf Lakes TIRZ** was created by Ordinance No. 2018-76 and the duration is through December 31, 2049. The fund is to provide economic and qualitative benefits by facilitating a program of public improvements on the northwest corner of IH-35 and its intersection with SH-29.

The **North Georgetown TIRZ** was created by Ordinance No. 2021-94 and consisting of 224 acres located along IH35, north of Highway 195 intersection. The duration is through December 31, 2038. The fund is to finance public infrastructure needed to develop the site for industrial and commercial use in partnership with the Developer.

Tourism – accounts for the receipt and expenditure of funds received by the City from the assessment of the 7% Hotel Occupancy Tax for hotel stays within the City. Eligible expenses are defined by state law and include operating a visitor center, promotion of local cultural sites, and historic preservation.

City of Georgetown, Texas
Combining Balance Sheet
Nonmajor Governmental Funds
September 30, 2025

	American Rescue Plan	Council Discretionary	Conservation	Court Fees	Development	Fire	Library Restricted
ASSETS							
Cash and cash equivalents	$ 182,552	$ 1,566,037	$ 554,248	$ 121,576	$ 621,264	$ 729,645	$ 43,619
Cash and cash equiv. - restricted	-	-	-	-	-	-	-
Investments	237,108	2,034,049	719,886	157,908	806,930	947,699	56,654
Accounts receivable, net							
Property tax	-	-	-	-	-	-	-
Sales tax	-	-	-	-	-	-	-
Grants	-	-	-	-	22,395	-	-
Other	-	-	32,314	-	-	562,409	-
Due from other funds	-	-	-	-	-	-	-
TOTAL ASSETS	$ 419,660	$ 3,600,086	$ 1,306,448	$ 279,484	$ 1,450,589	$ 2,239,753	$ 100,273
LIABILITIES AND FUND BALANCE							
Accounts payable	$ 419,660	$ -	$ 7,500	$ 3,422	$ 9,629	$ 65	$ -
Due to other funds	-	800,000	-	-	-	-	-
Unearned revenue	-	-	-	-	-	554,915	-
Total liabilities	419,660	800,000	7,500	3,422	9,629	554,980	-
DEFERRED INFLOWS - PROPERTY TAXES	-	-	-	-	-	-	-
FUND BALANCE							
Restricted	-	-	-	276,062	-	-	-
Committed	-	2,800,086	1,298,948	-	1,440,960	1,684,773	100,273
Total fund balance	-	2,800,086	1,298,948	276,062	1,440,960	1,684,773	100,273
TOTAL LIABILITIES, DEFERRED INFLOWS, AND FUND BALANCE	$ 419,660	$ 3,600,086	$ 1,306,448	$ 279,484	$ 1,450,589	$ 2,239,753	$ 100,273

Parks	PEG Fees	Police	Public Improvement Districts	Sidewalk	Street Sales Tax	Streetlight	Tax Increment Reinvestment Zones	Tourism	Total
$10,021,286	$ 382,253	$ 276,221	$ 631,811	$ 69,643	$ 3,776,600	$ -	$ 1,676,016	$ 1,635,414	$22,288,185
-	-	-	835,184	-	-	-	-	-	835,184
13,016,153	496,490	358,770	820,627	90,456	4,905,239	-	2,176,894	2,124,159	28,949,022
-	-	-	16,868	-	-	-	-	-	16,868
-	-	-	-	-	1,123,285	-	-	-	1,123,285
-	-	-	-	-	-	-	-	-	22,395
3,859,238	32,497	-	847,974	-	-	102,998	-	171,330	5,608,760
-	-	-	-	-	-	-	-	525	525
$26,896,677	$ 911,240	$ 634,991	$ 3,152,464	$ 160,099	$ 9,805,124	$ 102,998	$ 3,852,910	$ 3,931,428	$58,844,224
$ 4,008,622	$ -	$ 5,062	$ 69,503	$ -	$ 731,049	$ 23,002	$ -	$ 54,097	$ 5,331,611
-	-	15,459	587,299	-	-	-	-	-	1,402,758
443,688	-	-	271,480	-	-	-	-	-	1,270,083
4,452,310	-	20,521	928,282	-	731,049	23,002	-	54,097	8,004,452
-	-	-	16,868	-	-	-	-	-	16,868
22,444,367	911,240	614,470	2,207,314	160,099	9,074,075	79,996	3,852,910	3,877,331	43,497,864
-	-	-	-	-	-	-	-	-	7,325,040
22,444,367	911,240	614,470	2,207,314	160,099	9,074,075	79,996	3,852,910	3,877,331	50,822,904
$26,896,677	$ 911,240	$ 634,991	$ 3,152,464	$ 160,099	$ 9,805,124	$ 102,998	$ 3,852,910	$ 3,931,428	$58,844,224

City of Georgetown, Texas

Combining Statement of Revenues, Expenditures, and Changes in Fund Balance – Nonmajor Governmental Funds
For the Fiscal Year Ended September 30, 2025

	American Rescue Plan	Council Discretionary	Conservation	Court Fees	Development	Fire	Library Restricted
REVENUES							
Property tax/assessments	$ -	$ -	$ -	$ -	$ -	$ -	$ -
Sales tax	-	-	-	-	-	-	-
Franchise tax	-	-	-	-	-	-	-
Other taxes	-	-	-	-	-	-	-
Charges for services	-	-	484,249	-	160,455	590,003	16
Fines and forfeitures	-	-	-	69,028	-	-	-
Donations and grants	2,525,994	-	-	-	67,166	5,700	133,424
Investment income	42,731	119,617	56,524	11,759	62,897	65,776	4,220
Other revenue	-	-	-	43,146	97,872	67,279	-
Total revenues	2,568,725	119,617	540,773	123,933	388,390	728,758	137,660
EXPENDITURES							
Culture / recreation	-	-	-	-	-	-	183,015
Development	-	-	-	-	130,406	-	-
Fire services	-	-	-	-	-	181,043	-
General government	-	-	1,189	-	85,385	-	-
Highways and streets	-	-	-	-	-	-	-
Police	-	-	-	55,937	-	-	-
Environmental services	-	-	162,543	-	-	-	-
Capital outlay	3,407,740	-	-	116	-	-	57,596
Debt service - principal retirement	-	-	-	-	-	-	-
Debt service - interest and fiscal charges	-	-	-	-	-	-	-
Total expenditures	3,407,740	-	163,732	56,053	215,791	181,043	240,611
EXCESS (DEFICIENCY) OF REVENUES OVER EXPENDITURES	(839,015)	119,617	377,041	67,880	172,599	547,715	(102,951)
OTHER FINANCING SOURCES (USES)							
Transfers in	-	1,000,000	-	-	15,000	-	-
Transfers out	-	(1,457,192)	(88,506)	(25,000)	-	(125,000)	-
Total other financing sources (uses)	-	(457,192)	(88,506)	(25,000)	15,000	(125,000)	-
Net change in fund balance	(839,015)	(337,575)	288,535	42,880	187,599	422,715	(102,951)
Fund balances, beginning of period	839,015	3,137,661	1,010,413	233,182	1,253,361	1,262,058	203,224
FUND BALANCES, end of period	$ -	$ 2,800,086	$ 1,298,948	$ 276,062	$1,440,960	$1,684,773	$ 100,273

Parks	PEG Fees	Police	Public Improvement Districts	Sidewalks	Street Sales Tax	Streetlight	Tax Increment Reinvestment Zones	Tourism	Total
$ -	$ -	$ -	$ 558,801	$ -	$ -	$ -	$ 1,775,334	$ -	$ 2,334,135
-	-	-	-	-	7,037,641	-	-	-	7,037,641
-	96,087	-	-	-	-	-	-	-	96,087
-	-	-	597,107	-	-	-	-	2,181,192	2,778,299
4,165,908	-	185	-	-	-	1,328,219	-	-	6,729,035
-	-	124,551	-	-	-	-	-	-	193,579
10,782,171	-	341,700	84,453	20,736	-	-	-	133,795	14,095,139
1,094,793	38,198	23,020	45,690	6,563	472,184	17,895	155,228	152,120	2,369,215
-	-	-	1,261	-	-	-	649,961	172,074	1,031,593
16,042,872	134,285	489,456	1,287,312	27,299	7,509,825	1,346,114	2,580,523	2,639,181	36,664,723
683,990	-	-	204,743	-	-	-	-	1,733,019	2,804,767
-	-	-	-	-	-	-	-	-	130,406
-	-	-	-	-	-	-	-	-	181,043
-	-	-	174,964	-	152	1,266,118	510,127	-	2,037,935
-	-	-	40,190	-	-	-	-	-	40,190
-	-	135,888	-	-	-	-	-	-	191,825
-	-	-	-	-	-	-	-	-	162,543
10,565,284	13,014	-	232,052	-	8,459,605	-	16,000	-	22,751,407
-	-	-	151,333	-	-	-	-	-	151,333
-	-	-	355,333	-	-	-	-	-	355,333
11,249,274	13,014	135,888	1,158,615	-	8,459,757	1,266,118	526,127	1,733,019	28,806,782
4,793,598	121,271	353,568	128,697	27,299	(949,932)	79,996	2,054,396	906,162	7,857,941
75,000	-	-	-	-	-	-	-	-	1,090,000
(1,046,892)	-	-	-	-	-	-	(1,378,803)	(213,069)	(4,334,462)
(971,892)	-	-	-	-	-	-	(1,378,803)	(213,069)	(3,244,462)
3,821,706	121,271	353,568	128,697	27,299	(949,932)	79,996	675,593	693,093	4,613,479
18,622,661	789,969	260,902	2,078,617	132,800	10,024,007	-	3,177,317	3,184,238	46,209,425
$22,444,367	$911,240	$614,470	$ 2,207,314	$ 160,099	$ 9,074,075	$ 79,996	$ 3,852,910	$3,877,331	$50,822,904

City of Georgetown, Texas
American Rescue Plan Special Revenue Fund
Schedule of Revenues and Expenditures (Budget Basis) –
Budget and Actual (Non-GAAP) – Reconciled to GAAP Basis
For the Fiscal Year Ended September 30, 2025

	Budget	Actual Budgetary Basis	Variance to Budget
REVENUES			
Investment income	$ 250,500	$ 42,731	$ (207,769)
Donation and grants	2,525,995	2,525,994	(1)
Total revenues	2,776,495	2,568,725	(207,770)
EXPENDITURES			
Facilities	3,466,556	3,407,740	58,816
Total expenditures	3,466,556	3,407,740	58,816
NET CHANGE IN FUND BALANCE	(690,061)	(839,015)	(148,954)
Fund balance, beginning of year	839,015	839,015	-
FUND BALANCE, end of year	$ 148,954	$ -	$ (148,954)

City of Georgetown, Texas
Council Discretionary Special Revenue Fund
Schedule of Revenues and Expenditures (Budget Basis) –
Budget and Actual (Non-GAAP) – Reconciled to GAAP Basis
For the Fiscal Year Ended September 30, 2025

	Final Budget	Actual Budgetary Basis	Variance to Budget
REVENUES			
Investment income	$ 200,000	$ 119,617	$ (80,383)
Total revenues	200,000	119,617	(80,383)
EXCESS (DEFICIENCY) OF REVENUES OVER EXPENDITURES	200,000	119,617	(80,383)
OTHER FINANCING SOURCES (USES)			
Transfer in	1,000,000	1,000,000	-
Transfers out	(1,457,192)	(1,457,192)	-
Total other financing sources (uses)	(457,192)	(457,192)	-
NET CHANGE IN FUND BALANCE	(257,192)	(337,575)	(80,383)
Fund balance, beginning of year	3,137,661	3,137,661	-
FUND BALANCE, end of year	$ 2,880,469	$ 2,800,086	$ (80,383)

City of Georgetown, Texas
Conservation Special Revenue Fund
Schedule of Revenues and Expenditures (Budget Basis) –
Budget and Actual (Non-GAAP) – Reconciled to GAAP Basis
For the Fiscal Year Ended September 30, 2025

	Final Budget	Actual Budgetary Basis	Variance to Budget
REVENUES			
Investment income	$ 45,000	$ 56,524	$ 11,524
Charges for services	460,533	484,249	23,716
Total revenues	505,533	540,773	35,240
EXPENDITURES			
Non-departmental	94	1,189	(1,095)
Electric conservation	437,690	162,543	275,147
Total expenditures	437,784	163,732	274,052
EXCESS OF REVENUES OVER EXPENDITURES	67,749	377,041	309,292
OTHER FINANCING (USES)			
Transfers out	(88,506)	(88,506)	-
Total other financing (uses)	(88,506)	(88,506)	-
NET CHANGE IN FUND BALANCE	(20,757)	288,535	309,292
Fund balance, beginning of year	1,010,413	1,010,413	-
FUND BALANCE, end of year	$ 989,656	$ 1,298,948	$ 309,292

City of Georgetown, Texas
Court Fees Special Revenue Fund
Schedule of Revenues and Expenditures (Budget Basis) –
Budget and Actual (Non-GAAP) – Reconciled to GAAP Basis
For the Fiscal Year Ended September 30, 2025

	Final Budget	Actual Budgetary Basis	Variance to Budget
REVENUES			
Fines and forfeitures	$ 48,790	$ 69,028	$ 20,238
Investment income	8,125	11,759	3,634
Other revenue	35,000	43,146	8,146
Total revenues	91,915	123,933	32,018
EXPENDITURES			
Municipal court	73,007	56,053	16,954
Total expenditures	73,007	56,053	16,954
EXCESS (DEFICIENCY) OF REVENUES OVER EXPENDITURES	18,908	67,880	48,972
OTHER FINANCING SOURCES			
Transfers out	(25,000)	(25,000)	-
Total other financing sources	(25,000)	(25,000)	-
NET CHANGE IN FUND BALANCE	(6,092)	42,880	48,972
Fund balance, beginning of year	233,182	233,182	-
FUND BALANCE, end of year	$ 227,090	$ 276,062	$ 48,972

City of Georgetown, Texas
Development Special Revenue Fund
Schedule of Revenues and Expenditures (Budget Basis) –
Budget and Actual (Non-GAAP) – Reconciled to GAAP Basis
For the Fiscal Year Ended September 30, 2025

	Final Budget	Actual Budgetary Basis	Variance to Budget
REVENUES			
Investment income	$ 44,000	$ 62,897	$ 18,897
Charges for services	180,000	160,455	(19,545)
Donations and grants	485,000	67,166	(417,834)
Other revenue	90,000	97,872	7,872
Total revenues	799,000	388,390	(410,610)
EXPENDITURES			
Inspection services	110,000	63,290	46,710
Planning	485,000	67,116	417,884
Mainstreet programs	135,000	85,385	49,615
Total expenditures	730,000	215,791	514,209
EXCESS OF REVENUES OVER EXPENDITURES	69,000	172,599	103,599
OTHER FINANCING SOURCES			
Transfers in	15,000	15,000	-
Total other financing sources	15,000	15,000	-
NET CHANGE IN FUND BALANCE	84,000	187,599	103,599
Fund balance, beginning of year	1,253,361	1,253,361	-
FUND BALANCE, end of year	$ 1,337,361	$ 1,440,960	$ 103,599

City of Georgetown, Texas
Fire Special Revenue Fund
Schedule of Revenues and Expenditures (Budget Basis) –
Budget and Actual (Non-GAAP) – Reconciled to GAAP Basis
For the Fiscal Year Ended September 30, 2025

	Final Budget	Actual Budgetary Basis	Variance to Budget
REVENUES			
Investment income	$ 50,000	$ 65,776	$ 15,776
Charges for services	410,500	590,003	179,503
Donations and grants	100	5,700	5,600
Other revenue	61,500	67,279	5,779
Total revenues	522,100	728,758	206,658
EXPENDITURES			
Fire support services/administration	459,120	181,043	278,077
Fire emergency services	215,000	-	215,000
Total expenditures	674,120	181,043	493,077
EXCESS (DEFICIENCY) OF REVENUES OVER EXPENDITURES	(152,020)	547,715	699,735
OTHER FINANCING USES			
Transfers out	(125,000)	(125,000)	-
Total other financing uses	(125,000)	(125,000)	-
NET CHANGE IN FUND BALANCE	(277,020)	422,715	699,735
Fund balance, beginning of year	1,262,058	1,262,058	-
FUND BALANCE, end of year	$ 985,038	$ 1,684,773	$ 699,735

City of Georgetown, Texas
Library Restricted Special Revenue Fund
Schedule of Revenues and Expenditures (Budget Basis) –
Budget and Actual (Non-GAAP) – Reconciled to GAAP Basis
For the Fiscal Year Ended September 30, 2025

	Final Budget	Actual Budgetary Basis	Variance to Budget
REVENUES			
Investment income	$ 6,000	$ 4,220	$ (1,780)
Charges for services	-	16	16
Donations and grants	267,000	133,424	(133,576)
Total revenues	273,000	137,660	(135,340)
EXPENDITURES			
Library	345,465	240,611	104,854
Total expenditures	345,465	240,611	104,854
EXCESS (DEFICIENCY) OF REVENUES OVER EXPENDITURES	(72,465)	(102,951)	(30,486)
OTHER FINANCING USES			
Transfers out	(75,000)	-	75,000
Total other financing uses	(75,000)	-	75,000
NET CHANGE IN FUND BALANCE	(147,465)	(102,951)	44,514
Fund balance, beginning of year	203,224	203,224	-
FUND BALANCE, end of year	$ 55,759	$ 100,273	$ 44,514

City of Georgetown, Texas
Parks Special Revenue Fund
Schedule of Revenues and Expenditures (Budget Basis) –
Budget and Actual (Non-GAAP) – Reconciled to GAAP Basis
For the Fiscal Year Ended September 30, 2025

	Final Budget	Actual Budgetary Basis	Variance to Budget
REVENUES			
Investment income	$ 595,000	$ 1,094,793	$ 499,793
Charges for services	1,403,691	4,165,908	2,762,217
Donations and grants	22,250,032	10,782,171	(11,467,861)
Total revenues	24,248,723	16,042,872	(8,205,851)
EXPENDITURES			
Parks	25,305,854	11,249,274	14,056,580
Total expenditures	25,305,854	11,249,274	14,056,580
EXCESS (DEFICIENCY) OF REVENUES OVER EXPENDITURES	(1,057,131)	4,793,598	5,850,729
OTHER FINANCING SOURCES (USES)			
Transfers in	75,000	75,000	-
Transfers out	(1,071,320)	(1,046,892)	24,428
Total other financing sources (uses)	(996,320)	(971,892)	24,428
NET CHANGE IN FUND BALANCE	(2,053,451)	3,821,706	5,875,157
Fund balance, beginning of year	18,622,661	18,622,661	-
FUND BALANCE, end of year	$ 16,569,210	$ 22,444,367	$ 5,875,157

City of Georgetown, Texas
PEG Fees Special Revenue Fund
Schedule of Revenues and Expenditures (Budget Basis) –
Budget and Actual (Non-GAAP) – Reconciled to GAAP Basis
For the Fiscal Year Ended September 30, 2025

	Final Budget	Actual Budgetary Basis	Variance to Budget
REVENUES			
Investment income	$ 25,000	$ 38,198	$ 13,198
Franchise taxes	155,000	96,087	(58,913)
Total revenues	180,000	134,285	(45,715)
EXPENDITURES			
Communications/public engagement	155,000	13,014	141,986
Total expenditures	155,000	13,014	141,986
NET CHANGE IN FUND BALANCE	25,000	121,271	96,271
Fund balance, beginning of year	789,969	789,969	-
FUND BALANCE, end of year	$ 814,969	$ 911,240	$ 96,271

City of Georgetown, Texas
Police Special Revenue Fund
Schedule of Revenues and Expenditures (Budget Basis) –
Budget and Actual (Non-GAAP) – Reconciled to GAAP Basis
For the Fiscal Year Ended September 30, 2025

	Final Budget	Actual Budgetary Basis	Variance to Budget
REVENUES			
Investment income	$ 6,600	$ 23,020	$ 16,420
Fines and forfeitures	-	124,551	124,551
Donations and grants	339,736	341,700	1,964
Charges for service	-	185	185
Total revenues	346,336	489,456	143,120
EXPENDITURES			
Police operations	103,000	7,272	95,728
Animal services	228,476	128,616	99,860
Total expenditures	331,476	135,888	195,588
NET CHANGE IN FUND BALANCE	14,860	353,568	338,708
Fund balance, beginning of year	260,902	260,902	-
FUND BALANCE, end of year	$ 275,762	$ 614,470	$ 338,708

City of Georgetown, Texas
Public Improvement Districts Special Revenue Fund
Schedule of Revenues and Expenditures (Budget Basis) –
Budget and Actual (Non-GAAP) – Reconciled to GAAP Basis
For the Fiscal Year Ended September 30, 2025

	Final Budget	Actual Budgetary Basis	Variance to Budget
REVENUES			
Property tax/assessments	$ 560,443	$ 558,801	$ (1,642)
Other Taxes	603,750	597,107	(6,643)
Investment income	49,124	45,690	(3,434)
Donations and grants	84,885	84,453	(432)
Other revenue	-	1,261	1,261
Total revenues	1,298,202	1,287,312	(10,890)
EXPENDITURES			
Non-departmental	16,554	538	16,016
Parks	572,613	436,796	135,817
PID administration	676,830	681,091	(4,261)
Public works	153,811	40,190	113,621
Total expenditures	1,419,808	1,158,615	261,193
NET CHANGE IN FUND BALANCE	(121,606)	128,697	250,303
Fund balance, beginning of year	2,078,617	2,078,617	-
FUND BALANCE, end of year	$ 1,957,011	$ 2,207,314	$ 250,303

City of Georgetown, Texas
Sidewalks Special Revenue Fund
Schedule of Revenues and Expenditures (Budget Basis) –
Budget and Actual (Non-GAAP) – Reconciled to GAAP Basis
For the Fiscal Year Ended September 30, 2025

	Final Budget	Actual Budgetary Basis	Variance to Budget
REVENUES			
Investment income	$ -	$ 6,563	$ 6,563
Donations and grants	-	20,736	20,736
Total revenues	-	27,299	27,299
NET CHANGE IN FUND BALANCE	-	27,299	27,299
Fund balance, beginning of year	132,800	132,800	-
FUND BALANCE, end of year	$ 132,800	$ 160,099	$ 27,299

City of Georgetown, Texas
Street Sales Tax Special Revenue Fund
Schedule of Revenues and Expenditures (Budget Basis) –
Budget and Actual (Non-GAAP) – Reconciled to GAAP Basis
For the Fiscal Year Ended September 30, 2025

	Final Budget	Actual Budgetary Basis	Variance to Budget
REVENUES			
Investment income	$ 400,000	$ 472,184	$ 72,184
Sales tax	6,734,416	7,037,641	303,225
Total revenues	7,134,416	7,509,825	375,409
EXPENDITURES			
Non-departmental	-	152	(152)
Public works	11,934,018	8,459,605	3,474,413
Systems engineering	1,000,000	-	1,000,000
Total expenditures	12,934,018	8,459,757	4,474,261
NET CHANGE IN FUND BALANCE	(5,799,602)	(949,932)	4,849,670
Fund balance, beginning of year	10,024,007	10,024,007	-
FUND BALANCE, end of year	$ 4,224,405	$ 9,074,075	$ 4,849,670

City of Georgetown, Texas
Streetlight Special Revenue Fund
Schedule of Revenues and Expenditures (Budget Basis) –
Budget and Actual (Non-GAAP) – Reconciled to GAAP Basis
For the Fiscal Year Ended September 30, 2025

	Final Budget	Actual Budgetary Basis	Variance to Budget
REVENUES			
Investment income	$ -	$ 17,895	$ 17,895
Charges for services	1,286,806	1,328,219	41,413
Total revenues	1,286,806	1,346,114	59,308
EXPENDITURES			
Non-departmental	170,831	3,567	167,264
Streetlight admin	1,093,885	1,262,551	(168,666)
Total expenditures	1,264,716	1,266,118	(1,402)
NET CHANGE IN FUND BALANCE	22,090	79,996	57,906
Fund balance, beginning of year	-	-	-
FUND BALANCE, end of year	$ 22,090	$ 79,996	$ 57,906

City of Georgetown, Texas

Tax Increment Reinvestment Zones Special Revenue Fund
Schedule of Revenues and Expenditures (Budget Basis) –
Budget and Actual (Non-GAAP) – Reconciled to GAAP Basis
For the Fiscal Year Ended September 30, 2025

	Final Budget	Actual Budgetary Basis	Variance to Budget
REVENUES			
Property taxes	$ 1,940,484	$ 1,775,334	$ (165,150)
Investment income	82,075	155,228	73,153
Other revenue	533,500	649,961	116,461
Total revenues	2,556,059	2,580,523	24,464
EXPENDITURES			
Non-departmental	715,127	510,127	205,000
Administrative services	333,000	16,000	317,000
Total expenditures	1,048,127	526,127	522,000
EXCESS OF REVENUES OVER EXPENDITURES	1,507,932	2,054,396	546,464
OTHER FINANCING SOURCES (USES)			
Transfers out	(1,377,888)	(1,378,803)	(915)
Total other financing sources (uses)	(1,377,888)	(1,378,803)	(915)
NET CHANGE IN FUND BALANCE	130,044	675,593	545,549
Fund balance, beginning of year	3,177,317	3,177,317	-
FUND BALANCE, end of year	$ 3,307,361	$ 3,852,910	$ 545,549

City of Georgetown, Texas
Tourism Special Revenue Fund
Schedule of Revenues and Expenditures (Budget Basis) –
Budget and Actual (Non-GAAP) – Reconciled to GAAP Basis
For the Fiscal Year Ended September 30, 2025

	Final Budget	Actual Budgetary Basis	Variance to Budget
REVENUES			
Investment income	$ 130,000	$ 152,120	$ 22,120
Other taxes	2,480,000	2,181,192	(298,808)
Donations and grants	100,000	133,795	33,795
Other revenue	133,199	172,074	38,875
Total revenues	2,843,199	2,639,181	(204,018)
EXPENDITURES			
CVB	1,820,724	1,430,315	390,409
Poppy Festival	308,397	267,704	40,693
Downtown, arts & events	35,000	35,000	-
Total expenditures	2,164,121	1,733,019	431,102
EXCESS OF REVENUES OVER EXPENDITURES	679,078	906,162	227,084
OTHER FINANCING SOURCES (USES)			
Transfers out	(213,069)	(213,069)	-
Total other financing sources (uses)	(213,069)	(213,069)	-
NET CHANGE IN FUND BALANCE	466,009	693,093	227,084
Fund balance, beginning of year	3,184,238	3,184,238	-
FUND BALANCE, end of year	$ 3,650,247	$ 3,877,331	$ 227,084

THIS PAGE INTENTIONALLY LEFT BLANK.

GEORGETOWN
TEXAS
more than welcome

Supplementary Individual Fund Financial Statements and Schedules – Major Governmental Funds

City of Georgetown, Texas
General Fund
Schedule of Revenues and Expenditures (Budget Basis) –
Budget and Actual (Non-GAAP) – Reconciled to GAAP Basis
For the Fiscal Year Ended September 30, 2025

	Final Budget	Actual Budgetary Basis	Variance to Budget
REVENUES			
Taxes			
Property tax	$ 22,813,842	$ 21,650,945	$ (1,162,897)
Sales tax	30,304,757	31,673,955	1,369,198
Franchise taxes	9,668,215	9,669,369	1,154
Other	750,000	703,967	(46,033)
Total taxes	63,536,814	63,698,236	161,422
FINES AND FORFEITURES	522,650	654,997	132,347
CHARGES FOR SERVICES			
Fees	11,121,061	12,222,235	1,101,174
Permits	5,595,000	4,939,263	(655,737)
Administrative charges	2,229,451	2,226,451	(3,000)
Rental revenue	67,192	52,772	(14,420)
	19,012,704	19,440,721	428,017
INVESTMENT INCOME	1,800,000	1,793,270	(6,730)
DONATIONS AND GRANTS			
Grant revenue	74,000	157,001	83,001
Developer contributions	-	589,028	589,028
Interlocal agreement revenue	6,401,657	6,401,681	24
Donations	70,000	63,911	(6,089)
Sponsorship	6,000	5,500	(500)
	6,551,657	7,217,121	665,464
MISCELLANEOUS	387,636	1,189,236	801,600
TOTAL REVENUES	$ 91,811,461	$ 93,993,581	$ 2,182,120

City of Georgetown, Texas
General Fund
Schedule of Revenues and Expenditures (Budget Basis) –
Budget and Actual (Non-GAAP) – Reconciled to GAAP Basis – Continued
For the Fiscal Year Ended September 30, 2025

	Final Budget	Actual Budgetary Basis	Variance to Budget
EXPENDITURES			
Culture recreation			
Parks admin	$ 1,877,767	$ 1,776,783	$ 100,984
Parks	3,306,411	3,222,841	83,570
Recreation	4,944,869	5,148,188	(203,319)
Tennis center	575,555	558,337	17,218
Garey Park	1,274,758	1,212,673	62,085
Arts and culture	772,470	717,632	54,838
Library	3,979,654	3,801,062	178,592
Total culture recreation	16,731,484	16,437,516	293,968
Development			
Development engineering	1,854,461	1,628,706	225,755
Planning	3,261,147	2,241,918	1,019,229
Inspection services	2,822,457	2,546,942	275,515
Code compliance	827,571	792,724	34,847
Total development	8,765,636	7,210,290	1,555,346
Fire services			
Support services	7,229,330	7,378,147	(148,817)
EMS	4,148,995	4,235,903	(86,908)
Emergency services	22,578,052	22,187,859	390,193
Total fire services	33,956,377	33,801,909	154,468
General government			
Ask GTX call center	1,120,662	773,433	347,229
General government contracts	9,838,347	11,212,788	(1,374,441)
City council	258,560	202,284	56,276
Emergency management	457,646	347,291	110,355
Administrative services	2,369,156	2,494,093	(124,937)
City secretary services	1,805,037	1,725,619	79,418
Communications/Public engagement	1,507,042	1,351,100	155,942
Total general government	$ 17,356,450	$ 18,106,608	$ (750,158)

(continued)

City of Georgetown, Texas
General Fund
Schedule of Revenues and Expenditures (Budget Basis) –
Budget and Actual (Non-GAAP) – Reconciled to GAAP Basis – Continued
For the Fiscal Year Ended September 30, 2025

	Final Budget	Actual Budgetary Basis	Variance to Budget
Highways and streets			
Public works	$ 1,136,338	$ 1,490,848	$ (354,510)
Streets	5,473,279	4,890,378	582,901
Transportation planning	1,537,646	1,090,622	447,024
Total highways and streets	8,147,263	7,471,848	675,415
Police services			
Police admin	3,070,664	2,874,727	195,937
Police operations	24,604,773	24,284,559	320,214
Animal services	1,711,350	1,245,258	466,092
Municipal court	700,281	647,149	53,132
Total police services	30,087,068	29,051,693	1,035,375
TOTAL EXPENDITURES	115,044,278	112,079,864	2,964,414
EXCESS (DEFICIENCY) OF REVENUES OVER EXPENDITURES	(23,232,817)	(18,086,283)	5,146,534
OTHER FINANCING SOURCES (USES)			
Transfers in	20,561,167	20,669,394	108,227
Transfers out	(3,685,501)	(3,685,501)	-
Total other financing sources (uses)	16,875,666	16,983,893	108,227
NET CHANGE IN FUND BALANCE	(6,357,151)	(1,102,390)	5,254,761
Fund balance, beginning of year	38,427,314	38,176,422	(250,892)
FUND BALANCE, end of year	$ 32,070,163	$ 37,074,032	$ 5,003,869

(concluded)

City of Georgetown, Texas
Georgetown Transportation Enhancement Corporation (GTEC)
Schedule of Revenues and Expenditures (Budget Basis) –
Budget and Actual (Non-GAAP) – Reconciled to GAAP Basis
For the Fiscal Year Ended September 30, 2025

	Original Budget	Final Budget	Actual Budgetary Basis	Variance to Budget
REVENUES				
Sales tax	$ 13,468,832	$ 13,468,832	$ 14,075,282	$ 606,450
Investment earnings	1,684,000	1,684,000	2,842,114	1,158,114
Total revenues	15,152,832	15,152,832	16,917,396	1,764,564
EXPENDITURES				
GTEC	50,850,653	67,628,633	7,504,270	60,124,363
Non-departmental	1,285,045	1,285,045	1,045,396	239,649
Total expenditures	52,135,698	68,913,678	8,549,666	60,364,012
EXCESS (DEFICIENCY) OF REVENUES OVER EXPENDITURES	(36,982,866)	(53,760,846)	8,367,730	62,128,576
OTHER FINANCING SOURCES (USES)				
Issuance of bonds	44,395,000	44,395,000	42,735,000	(1,660,000)
Bond premiums	-	-	1,864,020	1,864,020
Transfers out	(3,306,547)	(3,306,547)	(3,309,149)	(2,602)
Total other financing sources (uses)	41,088,453	41,088,453	41,289,871	201,418
NET CHANGE IN FUND BALANCE	4,105,587	(12,672,393)	49,657,601	62,329,994
Fund balance, beginning of year	32,318,941	49,460,579	52,163,573	2,702,994
FUND BALANCE, end of year	$ 36,424,528	$ 36,788,186	$ 101,821,174	$ 65,032,988

City of Georgetown, Texas

Debt Service Fund
Schedule of Revenues and Expenditures (Budget Basis) –
Budget and Actual (Non-GAAP) – Reconciled to GAAP Basis
For the Fiscal Year Ended September 30, 2025

	Original Budget	Final Budget	Actual Budgetary Basis	Variance to Budget
REVENUES				
Ad valorem taxes	$ 38,600,000	$ 38,600,000	$ 38,585,752	$ (14,248)
Investment earnings	1,000,000	1,000,000	1,110,885	110,885
Other revenue	-	-	922	922
Total revenues	39,600,000	39,600,000	39,697,559	97,559
EXPENDITURES AND OTHER				
Non-departmental	42,612,536	42,612,536	42,526,160	86,376
OTHER FINANCING SOURCES (USES)				
Transfers in	4,029,384	4,029,384	4,032,901	3,517
Total other financing sources (uses)	4,029,384	4,029,384	4,032,901	3,517
NET CHANGE IN FUND BALANCE	1,016,848	1,016,848	1,204,300	187,452
Fund balances, beginning of year	3,978,424	3,978,424	4,052,785	74,361
FUND BALANCE, end of year	$ 4,995,272	$ 4,995,272	$ 5,257,085	$ 261,813

City of Georgetown, Texas
General Capital Projects Fund
Schedule of Revenues and Expenditures (Budget Basis) –
Budget and Actual (Non-GAAP) – Reconciled to GAAP Basis
For the Fiscal Year Ended September 30, 2025

	Original Budget	Final Budget	Actual Budgetary Basis	Variance to Budget
REVENUES				
Charges for services	$ 4,685,999	$ 4,095,611	$ 746,832	$ (3,348,779)
Donations and grants	22,291,391	25,909,640	6,713,167	(19,196,473)
Investment earnings	6,396,200	6,596,200	9,720,048	3,123,848
Other	-	7,500	835,846	828,346
Total revenues	33,373,590	36,608,951	18,015,893	(18,593,058)
EXPENDITURES				
Non-departmental	2,592,659	3,428,400	3,340,355	88,045
Parks	3,384,000	9,415,828	2,134,648	7,281,180
Finance administration	-	43,066	11,640	31,426
Facilities	13,000,000	39,950,361	15,445,881	24,504,480
Fire support services/administration	93,300	389,431	229,297	160,134
Systems engineering	65,356,440	193,828,782	24,696,853	169,131,929
Administrative services	-	3,074,179	1,316,958	1,757,221
Public works	1,000,000	31,030,567	9,320,061	21,710,506
Streets	-	25,211	-	25,211
Transportation planning	-	194,345	194,345	-
Total expenditures	85,426,399	281,380,170	56,690,038	224,690,132
EXCESS (DEFICIENCY) OF REVENUES OVER EXPENDITURES	(52,052,809)	(244,771,219)	(38,674,145)	206,097,074
OTHER FINANCING SOURCES (USES)				
Issuance of bonds	59,265,800	59,208,800	57,620,000	(1,588,800)
Premiums	-	-	2,123,203	2,123,203
Transfers in	2,867,051	9,396,426	9,396,426	-
Transfers out	(4,276,500)	(4,281,710)	(4,281,710)	-
Total other financing sources (uses)	57,856,351	64,323,516	64,857,919	534,403
NET CHANGE IN FUND BALANCE	5,803,542	(180,447,703)	26,183,774	206,631,477
Fund balances, beginning of period	17,683,722	191,514,066	191,514,066	-
FUND BALANCE, end of year	$ 23,487,264	$ 11,066,363	$ 217,697,840	$ 206,631,477

THIS PAGE INTENTIONALLY LEFT BLANK.

GEORGETOWN
TEXAS
more than welcome

Combining Financial Statements – Nonmajor Proprietary Funds

Enterprise Funds – The City's utilities are accounted for and operated in a manner similar to private business enterprises. Each utility accounted for as an independent entity, is an enterprise fund. Enterprise fund accounting is used where the intent of the City Council is to finance or recover the costs of providing goods or services to the general public on a continuing basis primarily through user charges or when the City Council has decided that periodic determination of net income is appropriate for accountability purposes.

Airport Fund – used to account for revenues and expenses related to the operation and maintenance of the City's airport.

Stormwater Drainage Fund – used to account for revenues and expenses related to the operations, capital projects, and debt service of the stormwater drainage facilities.

Solid Waste Fund – used to account for revenues and expenses related to the operation, capital projects, and debt service of the solid waste facilities.

Internal Service Funds – This fund is used to account for services performed by one government organization or department for others.

Fleet Services Fund – The City uses this fund to purchase and account for all major equipment and vehicles. Each item is assigned annual lease and maintenance values which the leasing department pays to the Internal Service Fund. The annual lease value is determined by the projected replacement cost divided by the years of useful life of the item. The lease and maintenance payments made by the departments enable the Internal Service Fund to replace equipment and vehicles on a pre-planned schedule to minimize maintenance costs and reduce safety risks due to worn out equipment and vehicles. The fund also provides maintenance for all vehicles through the Vehicle Service Center.

Joint Services Fund – The Joint Services Fund is composed of departments which provide services to more than one city fund. Charges for services provided are determined by allocating each specific department's cost to the using fund.

Facilities Maintenance Fund – The City uses this fund to account for janitorial service, light maintenance, painting, landscape maintenance and roofing and air conditioning repairs for all City buildings. Each building is assigned an annual maintenance cost, which is paid to the Internal Service Fund by the occupying departments, based on square footage occupied. The payments made by the departments enable the Internal Service Fund to provide major and minor facility repairs on a preplanned schedule to minimize maintenance costs and provide preventative care to reduce long-term maintenance and replacement costs.

Information Technology Fund – The City uses this fund to account for purchases and maintenance of the City's computer systems. Each department pays an annual predetermined lease payment, based upon the equipment the department has. These payments enable the fund to replace older equipment and upgrade the City's computer resources and provide assistance in maintenance of equipment. This fund also provides for the management of the City's computer systems through personnel in the Information Services department.

Self-Insurance Fund – The City uses this account for its self-insurance program providing health insurance to employees and their family members.

City of Georgetown, Texas
Combining Statement of Net Position
Nonmajor Enterprise Funds
September 30, 2025

	Airport Fund	Stormwater Drainage Fund	Solid Waste Fund	Total Nonmajor Enterprise Funds
ASSETS				
Current assets				
Cash and cash equivalents	$ 931,572	$ 2,072,388	$ 676,168	$ 3,680,128
Cash and cash equivalents - restricted	1,648,697	642,306	294,448	2,585,451
Investments	1,209,972	2,691,722	878,242	4,779,936
Accounts receivable				-
Services (net of allowance for uncollectibles)	88,859	1,194,748	2,111,344	3,394,951
Grants	100,000	-	-	100,000
Interest	7,231	-	-	7,231
Other	828,723	-	-	828,723
Due from other funds	4,872	14,910	223	20,005
Inventories	61,615	-	-	61,615
Total current assets	4,881,541	6,616,074	3,960,425	15,458,040
Noncurrent assets				
Long-term receivables	6,165,066	-	-	6,165,066
Capital assets				
Land	641,536	-	494,000	1,135,536
Land rights	391,868	1,111,670	-	1,503,538
Buildings	3,856,218	-	-	3,856,218
Furniture, machinery, and equipment	483,933	155,839	-	639,772
Vehicles	382,770	2,747,558	45,933	3,176,261
Streets	79,335	1,259,982	-	1,339,317
Distribution system	10,354,295	139,032,656	-	149,386,951
Improvements	5,792,809	-	16,591,025	22,383,834
Construction in progress	161,560	503,127	126,642	791,329
Less accumulated depreciation	(12,621,589)	(30,072,921)	(504,425)	(43,198,935)
Total capital assets (net of accumulated depreciation)	9,522,735	114,737,911	16,753,175	141,013,821
Total noncurrent assets	15,687,801	114,737,911	16,753,175	147,178,887
TOTAL ASSETS	20,569,342	121,353,985	20,713,600	162,636,927
DEFERRED OUTFLOWS OF RESOURCES				
Deferred outflow related to pension	190,730	190,730	-	381,460
Total deferred outflows of resources	190,730	190,730	-	381,460
TOTAL ASSETS AND DEFERRED OUTFLOWS OF RESOURCES	$ 20,760,072	$ 121,544,715	$ 20,713,600	$ 163,018,387
LIABILITIES				
Current liabilities				
Accounts payable	$ 335,024	$ 170,563	$ 1,236,276	$ 1,741,863
Accrued employee benefits	30,194	77,830	6,658	114,682
Unearned revenue	-	143,318	-	143,318
Current portion of long-term debt	144,574	442,070	662,978	1,249,622
Accrued interest	10,456	36,439	61,937	108,832
Construction contracts and retainages payable	1,965	15,815	-	17,780
Customer deposits	13,435	-	-	13,435
Total current liabilities	535,648	886,035	1,967,849	3,389,532
Noncurrent liabilities				
Accrued employee benefits	56,020	127,583	12,511	196,114
Long-term debt payable	2,283,803	4,697,406	13,331,905	20,313,114
Net pension liability	310,950	310,950	-	621,900
Total noncurrent liabilities	2,650,773	5,135,939	13,344,416	21,131,128
Total liabilities	3,186,421	6,021,974	15,312,265	24,520,660
DEFERRED INFLOWS OF RESOURCES				
Deferred inflow related to pension	29,184	29,184	-	58,368
Deferred inflow related to leases	6,580,152	-	-	6,580,152
Total deferred inflow of resources	6,609,336	29,184	-	6,638,520
Net position				
Net investment in capital assets	8,741,090	110,224,926	3,052,740	122,018,756
Unrestricted	2,223,225	5,268,631	2,348,595	9,840,451
Total net position	10,964,315	115,493,557	5,401,335	131,859,207
TOTAL LIABILITIES, DEFERRED INFLOWS OF RESOURCES, AND NET POSITION	$ 20,760,072	$ 121,544,715	$ 20,713,600	$ 163,018,387

City of Georgetown, Texas

Combining Statement of Revenues, Expenses
and Changes in Fund Net Position
Nonmajor Enterprise Funds
For the Fiscal Year Ended September 30, 2025

	Airport Fund	Stormwater Drainage Fund	Solid Waste Fund	Total Nonmajor Enterprise Funds
OPERATING REVENUES	$ 5,326,225	$ 6,458,081	$ 17,698,411	$ 29,482,717
Total operating revenues	5,326,225	6,458,081	17,698,411	29,482,717
OPERATING EXPENSES				
Depreciation	685,503	3,801,438	57,739	4,544,680
Other	5,620,854	4,740,286	16,248,770	26,609,910
Total operating expenses	6,306,357	8,541,724	16,306,509	31,154,590
NET OPERATING INCOME (LOSS)	(980,132)	(2,083,643)	1,391,902	(1,671,873)
NONOPERATING REVENUES (EXPENSES)				
Investment income	330,392	245,394	528,756	1,104,542
Donations and grants	123,000	-	14,042	137,042
Interest and fiscal charges	(50,192)	(159,283)	(289,019)	(498,494)
Gain on asset disposal	-	5,920	-	5,920
Franchise taxes	-	-	299,440	299,440
Other	352,488	(2,394)	148,240	498,334
Total nonoperating revenues (expenses)	755,688	89,637	701,459	1,546,784
INCOME (LOSS) BEFORE CONTRIBUTIONS AND TRANSFERS	(224,444)	(1,994,006)	2,093,361	(125,089)
CONTRIBUTIONS AND TRANSFERS				
Capital contributions	-	18,638,990	-	18,638,990
Transfers in	295,580	3,226,013	43,356	3,564,949
Transfers out	-	(482,317)	(6,058,081)	(6,540,398)
Total contributions and transfers	295,580	21,382,686	(6,014,725)	15,663,541
CHANGE IN NET POSITION	71,136	19,388,680	(3,921,364)	15,538,452
Total net position, beginning of period	10,893,179	96,104,877	9,322,699	116,320,755
TOTAL NET POSITION, end of period	$ 10,964,315	$ 115,493,557	$ 5,401,335	$ 131,859,207

City of Georgetown, Texas

Combining Statement of Cash Flows
Nonmajor Enterprise Funds
For the Fiscal Year Ended September 30, 2025

	Airport Fund	Stormwater Drainage Fund	Stormwater Drainage Fund	Total Nonmajor Enterprise Funds
CASH FLOWS FROM OPERATING ACTIVITIES				
Cash received from customers	$ 1,627,581	$ 6,055,931	$ 18,495,327	$ 26,178,839
Payments to suppliers	(4,878,919)	(3,881,885)	(16,037,544)	(24,798,348)
Payments to employees for services	3,290,175	(782,462)	(180,509)	2,327,204
Net cash provided by operating activities	38,837	1,391,584	2,277,274	3,707,695
CASH FLOWS FROM NONCAPITAL FINANCING ACTIVITIES				
Transfers out	-	(482,317)	(6,058,081)	(6,540,398)
Transfers in	295,580	1,847,641	43,356	2,186,577
Net cash provided by (used in) noncapital financing activities	295,580	1,365,324	(6,014,725)	(4,353,821)
CASH FLOWS FROM CAPITAL AND RELATED FINANCING ACTIVITIES				
Acquisition of capital assets	(286,700)	(716,210)	(552,848)	(1,555,758)
Sale of capital assets	-	-	-	-
Donations, grants, and other	123,000	-	14,042	137,042
Proceeds from issuance of long-term debt	-	1,000,000	-	1,000,000
Principal paid on revenue and certificates of obligation bonds	(173,695)	(424,124)	(555,000)	(1,152,819)
Interest paid on revenue and certificates of obligation bonds	(131,923)	(209,460)	(792,406)	(1,133,789)
Net cash provided by (used in) capital and related financing activities	(469,318)	(349,794)	(1,886,212)	(2,705,324)
CASH FLOWS FROM INVESTING ACTIVITIES				
Interest received	307,699	245,394	528,756	1,081,849
Change in temporary investments	(6,523)	(1,081,518)	2,902,111	1,814,069
Net cash provided by (used in) investing activities	301,176	(836,124)	3,430,867	2,895,918
Net change in cash and cash equivalents	166,275	1,570,990	(2,192,796)	(455,532)
Cash and cash equivalents, beginning of year	2,413,994	1,143,704	3,163,412	6,721,111
CASH AND CASH EQUIVALENTS, end of year	$ 2,580,269	$ 2,714,694	$ 970,616	$ 6,265,579
NON-CASH DISCLOSURE OF CAPITAL ACTIVITY				
Capital asset purchases on account (accrued but not paid)	$ 1,965	$ -	$ -	$ 1,965
Developer contributions	-	18,638,990	-	18,638,990
OPERATING INCOME (LOSS)	$ (980,132)	$ (2,083,643)	$ 1,391,902	$ (1,671,873)
Adjustments to reconcile operating income (loss) to cash provided by (used in) operating activities				
Depreciation and Amortization	685,503	3,801,438	57,739	4,544,680
Gain/loss on disposal of asset	-	5,920	-	5,920
Other income	352,488	(2,394)	447,680	797,774
Decrease (increase) in inventories	1,374	-	-	1,374
Decrease (increase) in accounts receivable	(4,058,562)	(380,371)	349,236	(4,089,697)
Increase (decrease) in due to/from other funds	(4,872)	(14,910)	(223)	(20,005)
Increase (decrease) in accounts payable	167,519	58,550	25,172	251,241
Increase (decrease) in unearned revenue	-	(25,305)	-	(25,305)
Increase (decrease) in net pension liability	3,856,173	11,767	-	3,867,940
Increase (decrease) in accrued employee benefits	11,916	20,532	5,768	38,216
NET CASH PROVIDED BY (USED IN) OPERATING ACTIVITIES	$ 38,837	$ 1,391,584	$ 2,277,274	$ 3,707,695

City of Georgetown, Texas
Combining Statement of Net Position
Internal Service Funds
September 30, 2025

	Fleet Services Fund	Joint Services Fund	Facilities Maintenance Fund	Information Technology Fund	Self Insurance Fund	Total
ASSETS						
Current						
Cash and cash equivalents	$ 4,831,740	$ 4,555,141	$ 2,950,106	$ 5,993,493	$ 4,085,660	$22,416,140
Investments	6,275,709	5,916,447	3,831,747	7,784,652	5,306,662	29,115,217
Prepaid expense	10	1,000	-	-	200,000	201,010
Accounts receivable	-	1,057,015	-	-	-	1,057,015
Due from other funds	-	-	7,944	6,093	-	14,037
Inventories	-	3,409,982	-	-	-	3,409,982
Total current assets	11,107,459	14,939,585	6,789,797	13,784,238	9,592,322	56,213,401
Noncurrent						
Property and equipment						
Land	481,927	214,065	-	-	-	695,992
Buildings	13,500	432,955	63,666	-	-	510,121
Furniture, machinery, and equipment	1,511,223	1,284,784	3,987,627	12,451,854	-	19,235,488
Vehicles	42,427,290	-	13,711	-	-	42,441,001
Distribution system	-	-	-	3,281,970	-	3,281,970
Improvements	12,681	33,300	1,115,252	32,970	-	1,194,203
Construction in progress	-	-	-	1,075	-	1,075
Right-to-use asset - leases	-	1,036,348	-	1,036,348	-	2,072,696
Right-to-use asset - subscriptions	-	522,656	-	6,478,160	-	7,000,816
Total property and equipment cost	44,446,621	3,524,108	5,180,256	23,282,377	-	76,433,362
Less accumulated depreciation	(23,701,078)	(2,977,713)	(2,864,700)	(16,143,691)	-	(45,687,182)
Net property and equipment	20,745,543	546,395	2,315,556	7,138,686	-	30,746,180
TOTAL ASSETS	$ 31,853,002	$ 15,485,980	$ 9,105,353	$ 20,922,924	$ 9,592,322	$86,959,581
LIABILITIES AND NET POSITION						
Liabilities						
Current liabilities						
Accounts payable	$ 386,600	$ 3,701,776	$ 183,063	$ 404,252	$ 1,232,117	$ 5,907,808
Accrued employee benefits	23,447	-	31,165	178,077	-	232,689
Unearned revenue	-	-	-	-	-	-
Accrued interest	-	3,045	-	85,732	-	88,777
Current portion of lease liability	-	193,982	-	193,982	-	387,964
Current portion of subscription liability	-	-	-	1,496,839	-	1,496,839
Due to other funds	17,440	750,850	-	-	-	768,290
Customer Deposits	-	427,119	-	-	-	427,119
Total current liabilities	427,487	5,076,772	214,228	2,358,882	1,232,117	9,309,486
Noncurrent liabilities						
Accrued employee benefits	36,253	-	55,064	324,360	-	415,677
Subscription liability	-	-	-	1,021,613	-	1,021,613
Total liabilities	463,740	5,076,772	269,292	3,704,855	1,232,117	10,746,776
Net position						
Net investment in capital assets	20,745,543	352,413	2,315,556	4,426,252	-	27,839,764
Unrestricted	10,643,719	10,056,795	6,520,505	12,791,817	8,360,205	48,373,041
Total net position	31,389,262	10,409,208	8,836,061	17,218,069	8,360,205	76,212,805
TOTAL LIABILITIES AND NET POSITION	$ 31,853,002	$ 15,485,980	$ 9,105,353	$ 20,922,924	$ 9,592,322	$86,959,581

City of Georgetown, Texas

Combining Statement of Revenues, Expenses and Changes in Fund Net Position
Internal Service Funds
For the Fiscal Year Ended September 30, 2025

	Fleet Services Fund	Joint Services Fund	Facilities Maintenance Fund	Information Technology Fund	Self Insurance Fund	Total
OPERATING REVENUES						
Charges for services	$ 5,956,470	$ 29,928,106	$ 5,795,159	$ 17,967,631	$ 13,828,163	$ 73,475,529
OPERATING EXPENSES						
Accounting	-	1,737,929	-	-	-	1,737,929
City wide HR services	-	1,679,138	-	-	-	1,679,138
Utility Customer Service	-	3,554,787	-	-	-	3,554,787
Utility Customer Billing	-	6,016,185	-	-	-	6,016,185
Economic development administration	-	582,489	-	-	-	582,489
Facilities maintenance contracts	-	-	3,562,953	-	-	3,562,953
Facilities maintenance services	-	-	1,084,698	-	-	1,084,698
Finance and administration	-	2,148,678	-	-	-	2,148,678
Fleet services operations	3,230,526	-	-	-	-	3,230,526
Human resources	-	1,989,056	-	-	-	1,989,056
Organizational and Operational Excellence	-	495,071	-	-	-	495,071
Information technology	-	-	-	5,808,172	-	5,808,172
Joint services contracts	-	2,333,646	-	4,963,535	-	7,297,181
Legal services	-	1,510,303	-	-	-	1,510,303
Real Estate Services	-	541,301	-	-	-	541,301
Member reimbursements	-	-	-	-	12,499,785	12,499,785
Medical insurance	-	-	-	-	2,911,678	2,911,678
Cost of Service Operations Contracts	-	-	-	-	144,725	144,725
Purchasing	-	719,420	-	-	-	719,420
Warehouse services	-	351,683	-	-	-	351,683
Shared Control Center	-	7,420	-	-	-	7,420
Systems engineering	-	3,247,951	-	-	-	3,247,951
Depreciation and amortization	4,650,333	502,054	136,959	4,155,064	-	9,444,410
Total operating expenses	7,880,859	27,417,111	4,784,610	14,926,771	15,556,188	70,565,539
NET OPERATING INCOME (LOSS)	(1,924,389)	2,510,995	1,010,549	3,040,860	(1,728,025)	2,909,990
NONOPERATING REVENUES (EXPENSES)						
Investment income	1,162,008	403,324	307,798	530,826	355,482	2,759,438
Interest and fiscal charges	-	(11,918)	-	(83,286)	-	(95,204)
Gain(loss) on disposed assets	(19,868)	-	-	5,963	-	(13,905)
Other	331,093	202,603	5,326	7,588	1,746,719	2,293,329
Total nonoperating revenues (expenses)	1,473,233	594,009	313,124	461,091	2,102,201	4,943,658
INCOME (LOSS) BEFORE CONTRIBUTIONS AND TRANSFERS	(451,156)	3,105,004	1,323,673	3,501,951	374,176	7,853,648
CONTRIBUTIONS AND TRANSFERS						
Capital contributions	112,437	-	-	-	-	112,437
Transfers in	6,470,952	-	15,400	237,600	-	6,723,952
Transfers out	(20,302,359)	(1,721,906)	-	-	-	(22,024,265)
Total contributions and transfers	(13,718,970)	(1,721,906)	15,400	237,600	-	(15,187,876)
CHANGE IN NET POSITION	(14,170,126)	1,383,098	1,339,073	3,739,551	374,176	(7,334,228)
Net position, beginning of period	45,559,388	9,026,110	7,496,988	13,478,518	7,986,029	83,547,033
NET POSITION, end of period	$ 31,389,262	$ 10,409,208	$ 8,836,061	$ 17,218,069	$ 8,360,205	$ 76,212,805

City of Georgetown, Texas

Combining Statement of Cash Flows
Internal Service Funds
For the Fiscal Year Ended September 30, 2025

	Fleet Services Fund	Joint Services Fund	Facilities Maintenance Fund	Information Technology Fund	Self Insurance Fund	Total
CASH FLOWS FROM OPERATING ACTIVITIES						
Department contributions	$ 6,657,934	$ 30,553,891	$ 5,800,485	$ 17,981,182	$ 15,665,327	$ 76,658,819
Payments to suppliers	(2,261,134)	(15,205,314)	(4,211,227)	(6,519,359)	(15,035,592)	(43,232,626)
Payments to employees for services	(720,832)	(10,595,616)	(595,190)	(4,246,112)	-	(16,157,750)
Net cash provided by (used in) operating activities	3,675,968	4,752,961	994,068	7,215,711	629,735	17,268,443
CASH FLOWS FROM NONCAPITAL FINANCING ACTIVITIES						
Transfers out	(20,302,359)	(1,721,906)	-	-	-	(22,024,265)
Transfers in	6,470,952	-	15,400	237,600	-	6,723,952
Net cash provided by noncapital financing activities	(13,831,407)	(1,721,906)	15,400	237,600	-	(15,300,313)
CASH FLOWS FROM CAPITAL AND RELATED FINANCING ACTIVITIES						
Acquisition of capital assets	1,467,371	3,318	(414,053)	(1,215,542)	-	(158,906)
Proceeds from sale of capital assets	(19,868)	-	-	-	-	(19,868)
Principal paid on leases	-	(319,723)	-	(319,723)	-	(639,446)
Principal paid on subscriptions	-	(190,689)	-	(2,099,651)	-	(2,290,340)
Interest paid on subscriptions	-	(10,817)	-	(82,186)	-	(93,003)
Net cash used in capital and related financing activities	1,447,503	(517,911)	(414,053)	(3,717,102)	-	(3,201,563)
CASH FLOWS FROM INVESTING ACTIVITIES						
Interest received	1,162,008	403,324	307,798	530,826	355,482	2,759,438
Change in temporary investments	5,102,851	(1,307,824)	(245,777)	(1,982,875)	(178,328)	1,388,047
Net cash provided by (used in) investing activities	6,264,859	(904,500)	62,021	(1,452,049)	177,154	4,147,485
Net increase (decrease) in cash	(2,443,077)	1,608,644	657,436	2,284,160	806,889	2,914,052
Cash and cash equivalents, beginning of year	7,274,817	2,946,497	2,292,670	3,709,333	3,278,771	19,502,088
CASH AND CASH EQUIVALENTS, end of year	$ 4,831,740	$ 4,555,141	$ 2,950,106	$ 5,993,493	$ 4,085,660	$ 22,416,140
NONCASH CAPITAL AND RELATED FINANCING ACTIVITIES						
Capital asset acquisitions under subscriptions (SBITAs)	$ -	$ -	$ -	$ 474,880	$ -	$ 474,880
Developer contributions	112,437	-	-	-	-	112,437
OPERATING INCOME (LOSS)	$ (1,924,389)	$ 2,510,995	$ 1,010,549	$ 3,040,860	$ (1,728,025)	$ 2,909,990
Adjustments to reconcile operating income (loss) to cash provided by (used in) operating activities:						
Depreciation and amortization	4,650,333	502,054	136,959	4,155,064	-	9,444,410
Gain on sale of capital assets	(19,868)	-	-	5,963	-	(13,905)
Other income	331,093	202,603	5,326	7,588	1,746,719	2,293,329
Decrease (increase) in prepaid expenses	(10)	(1,000)	-	-	-	(1,010)
Decrease (increase) in inventories	-	(1,092,576)	-	-	-	(1,092,576)
Decrease (increase) in accounts receivable	390,239	(3,937)	-	-	90,445	476,747
Decrease (increase) in due from/to other funds	(15,670)	748,350	(7,944)	(6,093)	-	718,643
Increase (decrease) in accounts payable	250,442	1,459,353	(158,714)	(84,399)	520,596	1,987,278
Increase (decrease) in customer deposits	-	427,119	-	-	-	427,119
Increase (decrease) in accrued employee benefits	13,798	-	7,892	96,728	-	118,418
NET CASH PROVIDED BY (USED IN) OPERATING ACTVITIES	$ 3,675,968	$ 4,752,961	$ 994,068	$ 7,215,711	$ 629,735	$ 17,268,443

Statistical Section
(Unaudited)

THIS PAGE INTENTIONALLY LEFT BLANK.

GEORGETOWN
TEXAS
more than welcome

City of Georgetown, Texas

Statistical Section (Unaudited)

This part of the City of Georgetown's annual comprehensive financial report presents detailed information as a context for understanding what the information in the financial statements, note disclosures, and required supplementary information says about the government's overall financial health.

Contents:

Financial Trend.....138

These schedules contain trend information to help the reader understand how the government's financial performance and well-being have changed over time.

Revenue Capacity.....148

These schedules contain information to help the reader assess the government's most significant local revenue source, the property tax.

Debt Capacity.....158

These schedules present information to help the reader assess the affordability of the government's current levels of outstanding debt and the government's ability to issue additional debt in the future.

Demographic and Economic Information 172

These schedules offer demographic and economic indicators to help the reader understand the environment within which the government's financial activities take place.

Operating Information.....176

These schedules contain service and infrastructure data to help the reader understand how the information in the government's financial report related to the services the government provides and the activities it performs.

Sources: Unless otherwise noted, the information in these schedules is derived from the annual comprehensive financial reports for the relevant year.

City of Georgetown, Texas

Net Position by Component
Last Ten Fiscal Years
(Accrual Basis of Accounting)

	2025	2024	2023	2022
Governmental activities				
Net investment in capital assets	$ 515,173,019	$ 465,611,860	$ 410,567,205	$ 371,149,670
Restricted	45,804,849	23,084,857	20,362,945	18,018,751
Unrestricted	81,773,747	95,102,868	96,837,289	76,704,463
Total governmental activities net position	$ 642,751,615	$ 583,799,585	$ 527,767,439	$ 465,872,884
Business-type activities				
Net investment in capital assets	938,155,295	830,106,906	697,626,906	585,993,508
Restricted	103,464,695	69,205,576	46,618,445	81,502,846
Unrestricted	230,805,642	178,716,722	196,620,869	135,905,215
Total business-type activities net position	$1,272,425,632	$1,078,029,204	$ 940,866,220	$ 803,401,569
Primary government				
Net investment in capital assets	$1,453,328,314	$1,295,718,766	$1,108,194,111	$ 957,143,178
Restricted	149,269,544	92,290,433	66,981,390	99,521,597
Unrestricted	312,579,389	273,819,590	293,458,158	212,609,678
Total primary government net position	$1,915,177,247	$1,661,828,789	$1,468,633,659	$1,269,274,453

2021	2020	2019	2018	2017	2016
$ 351,232,962	$ 334,866,278	$ 314,793,619	$ 276,645,061	$ 266,518,836	$ 254,289,833
14,116,916	10,217,761	5,992,268	7,677,564	6,423,693	4,958,105
71,547,912	42,054,620	39,926,307	47,211,812	35,069,898	27,598,778
$ 436,897,790	$ 387,138,659	$ 360,712,194	$ 331,534,437	$ 308,012,427	$ 286,846,716
456,121,717	474,482,607	421,399,112	361,380,352	374,238,275	380,034,944
35,057,405	-	-	-	-	-
200,984,120	121,502,015	89,621,895	98,787,599	63,291,864	27,740,653
$ 692,163,242	$ 595,984,622	$ 511,021,007	$ 460,167,951	$ 437,530,139	$ 407,775,597
$ 807,354,679	$ 809,348,885	$ 736,192,731	$ 638,025,413	$ 640,757,111	$ 634,324,777
49,174,321	10,217,761	5,992,268	7,677,564	6,423,693	4,958,105
272,532,032	163,556,635	129,548,202	145,999,411	98,361,762	55,339,431
$1,129,061,032	$ 983,123,281	$ 871,733,201	$ 791,702,388	$ 745,542,566	$ 694,622,313

City of Georgetown, Texas
Changes in Net Position
Last Ten Fiscal Years
(Accrual Basis of Accounting)

	2025	2024	2023	2022
EXPENSES				
Governmental activities				
Culture-recreation	$ 27,020,145	$ 19,762,852	$ 17,732,882	$ 16,297,283
Development	15,124,445	6,890,978	6,333,212	4,827,233
Fire	36,547,582	34,440,258	29,566,354	24,070,090
General government	20,956,255	53,592,162	39,854,052	50,227,479
Police	30,522,037	27,367,230	24,147,505	20,391,650
Streets	26,638,510	8,825,800	10,485,408	6,554,066
Environmental services	162,543	164,747	11,906,563	10,527,603
Interest on long-term debt	19,629,830	14,495,037	11,757,844	9,258,115
Total governmental activities expenses	176,601,347	165,539,064	151,783,820	142,153,519
Business-type activities				
Airport	6,356,549	6,347,668	6,737,661	6,084,802
Electric	111,462,940	109,259,928	99,339,116	94,103,761
Stormwater	8,695,087	7,679,759	8,321,678	5,472,651
Solid Waste	16,595,528	15,718,126	-	-
Water	113,864,226	92,046,748	86,313,785	66,066,322
Total business-type activities expenses	256,974,330	231,052,229	200,712,240	171,727,536
Total primary government expenses	$ 433,575,677	$ 396,591,293	$ 352,496,060	$ 313,881,055
PROGRAM REVENUES				
Governmental activities				
Charges for services				
Culture-recreation	$ 8,042,359	$ 10,041,031	$ 7,370,804	$ 4,716,713
Development	7,493,087	8,257,805	7,781,455	8,937,327
Fire	6,028,672	6,556,718	3,159,284	3,238,329
General government	1,194,675	1,064,915	897,312	833,589
Police	966,840	819,116	661,195	464,542
Streets	485,974	1,167,370	1,175,769	-
Environmental services	1,327,106	-	13,206,716	12,030,074
Operating grants and contributions	25,985,036	15,225,545	7,396,382	8,505,824
Capital grants and contributions	25,178,672	18,786,722	27,834,322	15,433,875
Total governmental activities program revenues	76,702,421	61,919,222	69,483,239	54,160,273
Business-type activities				
Charges for services				
Airport	114,553,215	5,498,915	5,907,684	5,616,773
Electric	181,588,685	105,793,861	99,445,123	96,099,634
Stormwater	5,678,713	5,376,992	4,847,880	4,463,646
Solid Waste	6,455,687	16,403,494	-	-
Water	17,846,651	127,820,964	127,435,863	123,099,145
Operating grants and contributions	530,509	1,144,091	101,184	731,258
Capital grants and contributions	101,194,827	85,267,835	94,393,719	62,133,164
Total business-type activities program revenues	427,848,287	347,306,152	332,131,453	292,143,620
Total primary government program revenues	$ 504,550,708	$ 409,225,374	$ 401,614,692	$ 346,303,893
Net (expense)/revenue				
Governmental activities	$ (99,898,926)	$ (103,619,842)	$ (82,300,581)	$ (87,993,246)
Business-type activities	170,873,957	116,253,923	131,419,213	120,416,084
Total primary government net expense	$ 70,975,031	$ 12,634,081	$ 49,118,632	$ 32,422,838

2021	2020	2019	2018	2017	2016
$ 13,414,830	$ 15,598,354	$ 13,872,915	$ 13,151,439	$ 11,904,166	$ 12,128,222
3,793,141	4,293,027	3,465,789	3,356,356	2,561,792	2,805,625
22,071,561	24,264,619	19,530,308	17,642,881	16,113,850	15,089,501
12,823,730	6,844,030	5,684,392	4,989,778	5,959,340	6,348,544
18,537,264	21,710,738	17,528,376	17,174,693	16,537,297	15,938,090
5,327,307	7,923,523	9,651,202	12,773,454	7,376,116	8,270,333
9,652,598	10,686,467	8,357,796	8,246,680	6,325,688	5,964,867
7,160,163	7,306,732	7,095,415	7,172,983	5,826,012	4,455,057
92,780,594	98,627,490	85,186,193	84,508,264	72,604,261	71,000,239
4,410,182	79,179,630	4,306,091	3,675,044	3,123,008	2,655,035
88,790,270	56,354,897	81,228,070	77,960,552	66,383,559	59,649,218
4,510,808	3,964,161	3,723,377	3,707,981	3,882,824	3,844,129
-	-	-	-	-	-
52,520,362	4,052,203	45,506,608	42,004,858	39,960,102	36,679,504
150,231,622	143,550,891	134,764,146	127,348,435	113,349,493	102,827,886
$ 243,012,216	$ 242,178,381	$ 219,950,339	$ 211,856,699	$ 185,953,754	$ 173,828,125
$ 3,321,875	$ 1,918,354	$ 3,012,266	$ 3,255,788	$ 2,534,735	$ 2,781,283
7,260,417	5,622,473	4,434,081	3,169,625	2,653,201	2,666,369
2,884,031	2,806,272	7,641,026	4,538,006	4,116,783	3,718,280
538,965	1,032,226	45,532	365,766	356,455	1,155,218
495,458	478,602	992,621	1,004,922	743,304	200,276
-	-	-	-	4,124,813	843,386
11,041,283	10,218,066	9,284,703	8,782,764	7,329,850	7,380,876
6,441,555	5,900,401	225,105	1,560,956	470,604	397,920
13,972,698	11,142,679	9,890,127	15,480,125	5,612,025	12,784,076
45,956,282	39,119,073	35,525,461	38,157,952	27,941,770	31,927,684
3,969,953	3,284,729	3,376,373	3,500,244	3,318,983	2,905,729
90,678,737	94,842,210	86,335,438	73,419,224	70,109,269	66,916,207
4,209,406	4,159,000	3,618,468	3,571,582	3,409,626	3,277,508
-	-	-	-	-	-
109,295,979	82,288,865	65,693,605	65,542,222	42,729,980	45,485,151
206,980	132,671	-	-	-	-
47,361,553	51,190,822	31,949,771	11,757,245	32,180,271	25,104,637
255,722,608	235,898,297	190,973,655	157,790,517	151,748,129	143,689,232
$ 301,678,890	$ 275,017,370	$ 226,499,116	$ 195,948,469	$ 179,689,899	$ 175,616,916
$ (46,824,312)	$ (59,508,417)	$ (49,660,732)	$ (46,350,312)	$ (44,662,491)	$ (39,072,555)
105,490,986	92,347,406	56,209,509	30,442,082	38,398,636	40,861,346
$ 58,666,674	$ 32,838,989	$ 6,548,777	$ (15,908,230)	$ (6,263,855)	$ 1,788,791

City of Georgetown, Texas
Changes In Net Position
Last Ten Fiscal Years – Continued
(Accrual Basis Of Accounting)

	2025	2024	2023	2022
GENERAL REVENUES AND OTHER CHANGES IN NET POSITION				
Governmental activities				
Property tax	$ 62,606,779	$ 59,231,430	$ 50,535,097	$ 41,941,149
Sales tax	52,786,878	50,488,921	47,617,023	47,223,463
Hotel occupancy tax	2,181,192	1,942,577	-	-
Mixed beverage tax	393,226	395,392	-	-
Auto inventory tax	310,741	331,711	-	-
Taxes - other	-	-	7,813,724	7,234,817
Franchise taxes	9,765,456	8,480,337	3,121,818	2,320,560
Investment income	20,594,970	19,880,716	13,573,487	1,585,971
Other	5,934,128	11,768,817	7,521,056	4,554,129
Transfers	4,277,586	(1,240,846)	14,012,931	12,108,251
Total governmental activities	$ 158,850,956	$ 151,279,055	$ 144,195,136	$ 116,968,340
Business-type activities				
Franchise taxes	$ 299,440	$ -	$ -	$ -
Investment income	27,500,617	29,491,128	20,058,369	2,930,494
Transfers	(4,277,586)	1,240,846	(14,012,931)	(12,108,251)
Total business-type activities	23,522,471	30,731,974	6,045,438	(9,177,757)
Total primary government	$ 182,373,427	$ 182,011,029	$ 150,240,574	$ 107,790,583
CHANGES IN NET POSITION				
Governmental activities	$ 58,952,030	$ 47,659,213	$ 61,894,555	$ 28,975,094
Business-type activities	194,396,428	146,985,897	137,464,651	111,238,327
Total primary government	$ 253,348,458	$ 194,645,110	$ 199,359,206	$ 140,213,421

2021	2020	2019	2018	2017	2016
$ 36,690,865	$ 33,731,126	$ 30,784,640	$ 27,118,902	$ 24,734,830	$ 22,815,206
39,823,657	31,845,454	27,647,382	25,036,952	23,008,606	21,556,336
-	-	-	-	-	-
-	-	-	-	-	-
-	-	-	-	-	-
1,728,635	1,384,656	1,833,555	1,663,994	3,027,357	2,459,912
6,352,265	5,882,916	5,646,479	5,274,758	4,973,295	4,926,315
261,541	1,514,798	2,687,704	1,518,679	731,135	398,206
1,918,589	2,633,974	2,631,661	-	164,835	-
9,807,891	8,941,958	7,607,068	9,259,037	9,188,144	10,371,215
$ 96,583,443	$ 85,934,882	$ 78,838,489	$ 69,872,322	$ 65,828,202	$ 62,527,190
$ -	$ -	$ -	$ -	$ -	$ -
477,776	1,558,167	2,250,615	1,454,767	544,050	271,508
(9,807,891)	(8,941,958)	(7,607,068)	(9,259,037)	(9,188,144)	(10,371,215)
(9,330,115)	(7,383,791)	(5,356,453)	(7,804,270)	(8,644,094)	(10,099,707)
$ 87,253,328	$ 78,551,091	$ 73,482,036	$ 62,068,052	$ 57,184,108	$ 52,427,483
$ 49,759,131	$ 26,426,465	$ 29,177,757	$ 23,522,010	$ 21,165,711	$ 23,454,635
96,160,871	84,963,615	50,853,056	22,637,812	29,754,542	30,761,639
$ 145,920,002	$ 111,390,080	$ 80,030,813	$ 46,159,822	$ 50,920,253	$ 54,216,274

City of Georgetown, Texas

Fund Balances of Governmental Funds
Last Ten Fiscal Years
(Modified Accrual Basis of Accounting)

	2025	2024	2023	2022
General fund				
Nonspendable	$ 23,392	$ 18,524	$ 16,695	$ 317,611
Committed				
Contingency	20,876,742	19,305,493	18,166,659	15,917,686
Economic stability	-	-	-	
Benefit payout	-	340,000	340,000	340,000
Assigned	-	-	-	
Unassigned	16,173,898	18,512,405	17,427,348	20,939,947
Total general fund	$ 37,074,032	$ 38,176,422	$ 35,950,702	$ 37,515,244
Other governmental funds				
Nonspendable	$ -	$ -	$ 241	$ 15,545
Restricted				
Debt service	5,257,085	4,052,785	2,813,408	1,922,334
Bond funds	217,697,841	191,514,066	143,240,531	112,398,468
Hotel/motel tax	3,877,330	3,184,239	2,782,127	2,325,443
Street maintenance tax	9,074,075	10,024,003	12,078,990	10,490,595
Other purposes	12,917,094	12,308,805	10,240,006	9,373,729
Committed				
Other capital projects	93,763,117	44,070,516	41,063,402	40,692,763
Other purposes	33,012,456	28,785,435	23,224,565	18,793,057
Assigned	-	-	-	-
Unassigned	-	-	-	-
Total all other governmental funds	$ 375,598,998	$ 293,939,849	$ 235,443,270	$ 196,011,934

Note: City of Georgetown first applied GASB Statement No. 54 in fiscal year 2011; therefore, the new fund balance distinctions for years prior to fiscal year 2012 are not available.

2021	2020	2019	2018	2017	2016
$ 126,560	$ 245,067	$ 454,443	$ 231,057	$ 246,648	$ 507,929
11,159,189	11,414,340	9,977,771	8,500,000	7,925,000	7,925,000
1,467,563	-	-	1,150,000	1,150,000	-
340,000	340,000	170,000	252,000	222,000	-
	-	1,011,219	682,350	919,906	1,502,188
16,718,129	9,197,203	2,827,859	1,131,340	2,862,071	2,561,845
$ 29,811,441	$ 21,196,610	$ 14,441,292	$ 11,946,747	$ 13,325,625	$ 12,496,962
$ 53,837	$ 20,930	$ -	$ -	$ -	$ -
1,945,161	1,907,062	2,004,196	2,110,421	1,938,926	1,867,190
72,413,177	38,315,166	32,713,686	29,208,307	17,258,365	23,602,097
1,863,372	1,675,963	1,551,880	1,301,053	853,337	499,231
6,672,999	3,530,549	1,558,875	3,301,181	3,422,465	2,388,379
8,352,587	2,901,071	638,729	547,157	762,196	692,834
36,859,894	31,029,700	20,821,652	16,896,037	11,556,682	10,985,484
12,015,278	6,876,345	6,747,159	7,723,610	5,405,555	3,324,663
-	-	13,469,490	17,529,424	22,456,924	26,160,650
-	-	-	(228,267)	(495,350)	(105,707)
$ 140,176,305	$ 86,256,786	$ 79,505,667	$ 78,388,923	$ 63,159,100	$ 69,414,821

City of Georgetown, Texas

Changes In Fund Balances of Governmental Funds
Last Ten Fiscal Years
(Modified Accrual Basis of Accounting)

	2025	2024	2023	2022
REVENUES				
Property taxes	$ 62,570,832	$ 58,837,353	$ 50,833,873	$41,526,133
Sales tax and other taxes	56,269,144	53,746,353	50,738,841	49,544,023
Franchise taxes	9,765,456	8,480,337	7,813,724	7,234,817
Licenses and permits	-	-	-	-
Charges for service	24,690,137	27,240,672	33,613,366	29,559,161
Fine and forfeitures	848,576	666,283	639,169	426,842
Donations and grants	28,025,427	17,274,196	10,033,692	11,181,032
Investment income	17,835,532	17,536,425	12,297,037	1,447,572
Other revenue	3,057,597	5,985,600	3,130,915	1,772,933
Total revenues	203,062,701	189,767,219	169,100,617	142,692,513
EXPENDITURES				
Culture / recreation	19,242,283	18,396,700	16,708,450	15,369,673
Development	8,702,670	6,597,733	6,047,914	4,740,048
Fire services	33,825,352	33,582,499	28,550,595	24,342,213
General government	17,756,601	16,875,685	16,399,544	15,247,680
Highways and streets	7,746,652	6,813,657	9,045,385	4,721,035
Police	29,103,774	26,728,677	23,351,375	20,693,538
Environmental services	162,543	164,747	11,898,475	10,527,641
Capital outlay	85,130,342	68,693,801	51,538,489	24,773,548
Debt service				
Principal retirement	27,939,589	28,351,402	24,737,478	19,767,875
Interest and fiscal charges	16,816,253	13,243,673	11,848,002	9,887,072
Total expenditures	246,426,059	219,448,574	200,125,707	150,070,323
Excess (deficiency) of revenues over expenditures	(43,363,358)	(29,681,355)	(31,025,090)	(7,377,810)
OTHER FINANCING SOURCES (USES)				
Transfers in	35,188,721	21,894,341	21,095,323	18,413,407
Transfers out	(15,610,822)	(29,325,093)	(14,144,693)	(14,667,587)
Premiums	3,987,223	7,089,406	5,462,336	3,115,851
Sale of property	-	-	-	-
Payment to refunding escrow agent	-	-	-	-
Issuance of bonds	100,355,000	90,745,000	55,760,000	63,821,000
Leases	-	-	619,543	234,571
Subscriptions	-	-	99,375	-
Total other financing sources (uses)	123,920,122	90,403,654	68,891,884	70,917,242
NET CHANGE IN FUND BALANCES	$ 80,556,764	$ 60,722,299	$ 37,866,794	$63,539,432
Debt service as a percentage of noncapital expenditures	27.7%	27.6%	24.6%	23.7%

2021	2020	2019	2018	2017	2016
$ 36,669,503	$ 33,808,581	$ 30,854,570	$ 28,636,709	$ 26,109,522	$ 25,276,211
41,552,292	33,230,110	29,480,937	26,700,946	24,588,124	21,556,336
6,352,265	5,882,916	5,646,479	5,274,758	4,973,295	4,926,315
4,781,179	3,435,817	3,756,125	2,747,720	2,652,279	2,113,126
20,319,316	18,241,169	19,299,458	16,126,270	14,273,666	12,512,232
441,534	399,007	473,251	457,279	500,577	525,510
8,442,013	7,107,087	1,263,616	7,108,038	5,231,886	6,852,346
195,909	1,329,892	2,379,050	1,322,819	672,070	356,761
1,336,361	746,569	2,082,621	2,883,871	1,875,015	3,207,387
120,090,372	104,181,148	95,236,107	91,258,410	80,876,434	77,326,224
12,645,620	12,175,658	13,051,248	12,804,253	11,362,281	11,144,256
3,831,114	3,443,205	3,260,516	3,222,862	2,517,985	5,565,942
22,216,763	19,821,262	18,373,565	16,079,479	14,848,470	13,823,467
6,305,201	5,413,335	5,347,716	5,276,868	4,791,467	3,361,740
4,910,641	4,852,090	9,079,580	12,271,033	6,992,059	7,794,109
18,719,459	17,376,416	16,490,203	15,935,637	14,737,071	13,876,795
9,652,598	8,537,957	7,862,780	7,911,890	6,328,860	5,951,829
20,348,175	23,707,970	32,473,431	28,581,061	39,219,989	23,482,464
15,570,801	13,484,534	12,600,418	11,062,889	10,372,836	8,860,415
8,001,223	7,767,277	7,454,605	6,724,766	5,808,925	4,931,447
122,201,595	116,579,704	125,994,062	119,870,738	116,979,943	98,792,464
(2,111,223)	(12,398,556)	(30,757,955)	(28,612,328)	(36,103,509)	(21,466,240)
16,520,667	13,602,477	12,093,253	16,406,657	15,963,898	14,712,268
(11,752,924)	(7,332,484)	(6,939,985)	(9,893,720)	(10,046,733)	(7,421,944)
8,796,846	-	2,489,315	3,837,621	1,799,286	1,831,554
-	-	2,631,661	-	-	-
(25,844,016)	-	-	(15,027,285)	-	(7,877,733)
76,925,000	19,635,000	24,095,000	47,140,000	22,960,000	50,244,742
-	-	-	-	-	-
-	-	-	-	-	-
64,645,573	25,904,993	34,369,244	42,463,273	30,676,451	51,488,887
$ 62,534,350	$ 13,506,437	$ 3,611,289	$ 13,850,945	$ (5,427,058)	$ 30,022,647
23.1%	22.9%	21.4%	19.5%	20.8%	18.3%

City of Georgetown, Texas
Property Tax Rates, Levies and Collections
Last Ten Fiscal Years
(Modified Accrual Basis of Accounting)

Fiscal Year	Tax Rate	General Fund	Interest and Sinking Fund	Total Tax Levy	Current Tax Collections
2016	0.4340	0.20720	0.22680	23,803,581	23,354,913
2017	0.4240	0.19670	0.22734	25,551,262	25,470,885
2018	0.4200	0.19270	0.22734	28,043,693	27,622,737
2019	0.4200	0.19955	0.22045	30,490,501	30,291,980
2020	0.4200	0.19547	0.22453	33,674,169	33,495,990
2021	0.4180	0.19318	0.22482	36,361,454	36,344,533
2022	0.4010	0.16132	0.23968	41,374,812	41,034,846
2023	0.3740	0.13219	0.24181	50,038,063	50,478,762
2024	0.3740	0.13268	0.24132	58,780,343	58,539,650
2025	0.3647	0.12511	0.23959	62,167,624	61,059,034

Source: Williamson County Tax Assessor.

Percent of Levy Collected	Delinquent Tax Collections	Total Tax Collections	Total Collections as a Percent of Current Levy	Outstanding Delinquent Taxes	Outstanding Delinquent Taxes as a Percent of Current Levy
98.12%	71,125	23,426,038	98.41%	377,543	1.59%
99.69%	(6,876)	25,464,009	99.66%	452,566	1.77%
98.50%	89,789	27,712,526	98.82%	581,133	2.07%
99.35%	69,555	30,361,535	99.58%	509,410	1.67%
99.47%	52,780	33,548,770	99.63%	429,275	1.27%
99.95%	55,067	36,399,600	100.10%	451,867	1.24%
99.18%	37,224	41,072,069	99.27%	877,115	2.12%
100.88%	10,787	50,489,549	100.90%	564,094	1.13%
99.59%	90,783	58,630,433	99.74%	961,599	1.64%
98.22%	190,823	61,249,857	98.52%	987,185	1.59%

City of Georgetown, Texas

Assessed and Estimated Actual Value of Taxable Property
Last Ten Fiscal Years

	Real Property		Personal Property	
Fiscal Year	Assessed Value [1]	Estimated Actual Value	Assessed Value [1]	Estimated Actual Value
2016	5,460,868,492	5,460,868,492	372,206,180	372,206,180
2017	6,055,421,970	6,055,421,970	426,545,483	426,545,483
2018	6,547,754,115	6,547,754,115	542,912,696	542,912,696
2019	7,402,055,252	7,402,055,252	428,295,165	428,295,165
2020	8,112,088,405	8,112,088,405	569,752,477	569,752,477
2021	8,473,277,625	8,473,277,625	701,058,487	701,058,487
2022	10,156,092,100	10,156,092,100	793,964,283	793,964,283
2023	12,950,755,672	12,950,755,672	930,237,215	930,237,215
2024	15,699,361,604	15,699,361,604	1,053,167,412	1,053,167,412
2025	17,087,029,396	17,087,029,396	1,304,645,850	1,304,645,850

Source: Williamson County Appraisal District Tax Assessor/Collector.

[1] Net of exemptions.

Total		Total Direct Tax Rate	Ratio of Total Assessed Value to Total Estimated Actual Value
Assessed Value [1]	Estimated Actual Value		
5,838,074,672	5,838,074,672	0.4340	100.00%
6,481,967,453	6,481,967,453	0.4240	100.00%
7,090,666,811	7,090,666,811	0.4200	100.00%
7,830,350,417	7,830,350,417	0.4200	100.00%
8,681,840,882	8,681,840,882	0.4200	100.00%
9,174,336,112	9,174,336,112	0.4180	100.00%
10,950,056,383	10,950,056,383	0.4010	100.00%
13,880,992,887	13,880,992,887	0.3740	100.00%
16,752,529,016	16,752,529,016	0.3740	100.00%
18,391,675,246	18,391,675,246	0.3647	100.00%

City of Georgetown, Texas
Property Tax Rates – Direct and Overlapping Governments
(Per $100 of Assessed Value)
Last Ten Fiscal Years

	City of Georgetown					
Fiscal Year	General Fund	Debt Service Fund	Total City	Georgetown Independent School District	Williamson County	Total
2016	0.21	0.23	0.44	1.40	0.48	2.32
2017	0.21	0.22	0.43	1.41	0.48	2.32
2018	0.19	0.23	0.42	1.41	0.46	2.29
2019	0.20	0.22	0.42	1.41	0.46	2.29
2020	0.20	0.22	0.42	1.34	0.46	2.22
2021	0.19	0.22	0.41	1.31	0.46	2.18
2022	0.16	0.24	0.40	1.23	0.44	2.07
2023	0.13	0.24	0.37	1.21	0.38	1.96
2024	0.13	0.24	0.37	1.05	0.38	1.79
2025	0.12	0.24	0.36	1.05	0.40	1.81

Source: Information furnished by respectiv e tax assessors.

City of Georgetown, Texas
Principal Property Taxpayers
Current Year and Nine Years Ago

	2025			2016		
Taxpayer	Assessed Value	Rank	Percentage of Total Assessed Value [1]	Assessed Value	Rank	Percentage of Total Assessed Value [1]
ZT Systems	$ 293,750,487	1	1.60%			
Citicorp North America	228,807,327	2	1.24%	$ 60,732,836	2	1.04%
Citigroup Technology Inc	123,734,108	3	0.67%	50,222,987	3	0.86%
BT-JV VG LLC	106,213,800	4	0.58%			
WPG Wolf Ranch LLC	105,000,000	5	0.57%	69,711,336	1	1.19%
BVF-V Georgetown 2 LLC	94,000,000	6	0.51%			
Blue Sprins Business Park LLC	89,807,182	7	0.49%			
SL6 Georgetown LP	88,726,178	8	0.48%			
Magnolia Georgetown LLC	79,704,000	9	0.43%			
Georgetown Senior Living LLC	77,600,000	10	0.42%			
The Bassham Trust				36,694,921	4	0.63%
St. David's Healthcare Partnership				35,136,906	5	0.60%
Westinghouse Pointe Apts				27,364,236	6	0.47%
Vantage at Georgetown LLC				25,204,000	7	0.43%
Summary at Rivery Park LTD				25,029,930	8	0.43%
Two Rivers GT Ltd				24,669,572	9	0.42%
South Austin Ave Prof Bldg				22,351,976	10	0.38%
Total	$ 1,287,343,082		7.00%	$ 377,118,700		6.46%

Source: WCAD CGT Certified Supporting Documents.

[1] The total assessed valuation for the fiscal year ended September 30, 2025 was certified at $18,391,675,246.

*Per certified roll. Does not include some major property owners whose property is under protest as of date of certification.

City of Georgetown, Texas
Taxable Sales by Category
Last Ten Fiscal Years

NAICS Sectors	2025*	2024	2023	2022
Agriculture/Forestry/Fishing/Hunting	$ 3,783	$ 2,775	$ 17,035	$ -
Mining, quarrying, oil & gas extraction	-	-	-	-
Utilities	53,419,812	47,617,881	36,832,291	35,375,045
Construction	47,982,085	48,152,261	62,970,783	45,622,460
Manufacturing	43,393,013	83,185,223	63,476,099	169,007,705
Wholesale trade	92,001,021	63,456,735	62,118,973	55,479,923
Retail trade	973,906,256	960,875,987	874,507,960	906,081,517
Transportation, warehousing	26,513,512	24,986,765	15,191,731	10,944,833
Information	16,937,791	30,198,712	20,749,681	42,457,791
Finance, insurance	119,614,611	1,234,800	1,582,209	4,294,491
Real estate, rental, leasing	13,270,111	9,944,499	8,424,225	5,388,949
Professional, scientific, technical svcs	13,201,597	16,858,785	14,443,725	14,072,659
Management of companies, enterprises	97,217	10,000	14,315	225,783
Admin, support, waste mgmt, remediation svcs	21,072,688	16,363,751	19,723,529	18,815,027
Educational svcs	678,617	746,920	670,239	868,677
Healthcare, social assistance	983,712	758,152	1,235,596	590,284
Arts, entertainment, recreation	17,607,919	15,723,831	14,271,772	11,615,073
Accommodation, food services	275,129,267	261,307,369	242,716,524	217,724,101
Other svcs (except public administration)	170,561,739	173,618,012	189,113,329	156,889,815
Public administration	137,852	-	-	-
Other	-	-	-	-
Total	$1,886,512,603	$1,755,042,458	$1,628,060,016	$1,695,454,133
City direct sales tax rate	2.00%	2.00%	2.00%	2.00%

Source: Window on State Government - Glenn Hegar, Texas Comptroller of Public Accounts website.

Amounts subject to sales tax have been restated by the state since the 2012 CAFR release.

Notes: All reporting is by North American Industry Classification System (NAICS) sector. Standard Industrial Classification (SIC) Codes are no longer being assigned to taxpayers.

*Only first three Quarters for 2025 (City FY25 October 2024 to June 2025) was available at time of update

2021	2020	2019	2018	2017	2016
$ -	$ -	$ -	$ -	$ -	$ -
-	-	-	-	-	-
34,607,661	35,016,212	43,667,940	30,132,050	24,653,363	24,509,458
14,594,711	33,901,554	40,056,047	25,020,124	24,798,897	18,369,915
168,503,155	123,745,096	115,742,117	120,869,078	82,046,181	7,590,482
30,908,183	27,978,783	27,804,152	24,744,056	24,816,039	21,912,478
723,021,201	599,889,893	549,216,372	534,956,456	525,453,413	552,269,512
8,442,931	4,564,338	3,677,032	3,834,944	3,219,999	2,159,562
51,734,427	76,362,611	77,390,775	62,540,410	47,709,743	51,059,437
2,241,971	2,632,221	2,612,369	3,303,579	3,557,444	3,357,319
4,169,500	3,827,475	3,444,769	3,364,139	3,387,155	3,393,642
14,515,633	12,500,619	9,757,092	9,359,072	8,624,509	8,189,352
820,995	604,538	638,249	180,993	-	315,805
14,039,895	10,492,522	12,919,075	10,208,258	8,787,903	8,131,282
458,419	356,809	540,780	645,249	479,225	538,758
512,056	585,190	734,147	546,285	607,795	439,596
7,235,932	9,140,944	12,786,896	12,774,273	13,139,889	12,251,028
174,746,808	155,984,061	152,328,276	141,635,730	134,051,840	127,069,718
131,024,780	79,418,380	40,019,932	30,602,131	27,870,439	26,724,994
-	-	1,027	57,786	31,743	18,245
-	-	-	-	2,613	-
$1,381,578,258	$1,177,001,246	$1,093,337,047	$1,014,774,613	$ 933,238,190	$ 868,300,583
2.00%	2.00%	2.00%	2.00%	2.00%	2.00%

City of Georgetown, Texas
Direct and Overlapping Sales Tax Rates
Last Ten Fiscal Years

Fiscal Year	City Direct Rate	State of Texas
2016	2%	6.25%
2017	2%	6.25%
2018	2%	6.25%
2019	2%	6.25%
2020	2%	6.25%
2021	2%	6.25%
2022	2%	6.25%
2023	2%	6.25%
2024	2%	6.25%
2025	2%	6.25%

Source: Information furnished by City of Georgetown.

City of Georgetown, Texas

Sales Tax Revenue Payers by Industry
Fiscal Years 2025 and 2016

NAICS Sectors	2025* Number of Filers	Percent of Total		Tax Liability	Percent of Total
Agriculture/Forestry/Fishing/Hunting	14	0.47%	$ 3,783	$ 76	0.00%
Mining, quarrying, oil & gas extraction	2	0.07%	-	-	0.00%
Utilities	8	0.27%	53,419,812	1,068,396	2.83%
Construction	263	8.81%	47,982,085	959,642	2.54%
Manufacturing	195	6.53%	43,393,013	867,860	2.30%
Wholesale trade	106	3.55%	92,001,021	1,840,020	4.88%
Retail trade	1,038	34.76%	973,906,256	19,478,125	51.62%
Transportation, warehousing	21	0.70%	26,513,512	530,270	1.41%
Information	50	1.67%	16,937,791	338,756	0.90%
Finance, insurance	15	0.50%	119,614,611	2,392,292	6.34%
Real estate, rental, leasing	63	2.11%	13,270,111	265,402	0.70%
Professional, scientific, technical svcs	225	7.54%	13,201,597	264,032	0.70%
Management of companies, enterprises	5	0.17%	97,217	1,944	0.01%
Admin, support, waste mgmt, remediation svcs	159	5.32%	21,072,688	421,454	1.12%
Educational svcs	23	0.77%	678,617	13,572	0.04%
Healthcare, social assistance	57	1.91%	983,712	19,674	0.05%
Arts, entertainment, recreation	112	3.75%	17,607,919	352,158	0.93%
Accommodation, food services	339	11.35%	275,129,267	5,502,585	14.58%
Other svcs (except public administration)	211	7.07%	170,561,739	3,411,235	9.04%
Public administration	5	0.17%	137,852	2,757	0.01%
Other	75	2.51%	-	-	0.00%
Totals	2,986	100.00%	$1,886,512,603	$ 37,730,250	100.00%

NAICS Sectors	2016 Number of Filers	Percent of Total		Tax Liability	Percent of Total
Agriculture/Forestry/Fishing/Hunting	3	0.17%	$ -	$ -	0.00%
Mining, quarrying, oil & gas extraction	2	0.12%	-	-	0.00%
Utilities	7	0.41%	23,300,359	466,007	2.61%
Construction	119	6.89%	32,632,561	652,651	3.65%
Manufacturing	115	6.66%	22,890,673	457,813	2.56%
Wholesale trade	69	4.00%	20,757,315	415,146	2.32%
Retail trade	612	35.46%	552,155,541	11,043,111	61.80%
Transportation, warehousing	17	0.98%	1,868,373	37,367	0.21%
Information	34	1.97%	50,831,951	1,016,639	5.69%
Finance, insurance	11	0.64%	3,260,095	65,202	0.36%
Real estate, rental, leasing	31	1.80%	3,448,108	68,962	0.39%
Professional, scientific, technical svcs	135	7.82%	8,237,405	164,748	0.92%
Management of companies, enterprises	3	0.17%	-	-	0.00%
Admin, support, waste mgmt, remediation svcs	106	6.14%	7,701,976	154,040	0.86%
Educational svcs	8	0.46%	543,793	10,876	0.06%
Healthcare, social assistance	29	1.68%	424,063	8,481	0.05%
Arts, entertainment, recreation	55	3.19%	12,199,537	243,991	1.37%
Accommodation, food services	176	10.20%	126,060,979	2,521,220	14.11%
Other svcs (except public administration)	143	8.29%	27,095,153	541,903	3.03%
Public administration	5	0.29%	18,236	365	0.00%
Other	46	2.67%	35,018	-	0.00%
Totals	1,726	100.00%	$ 893,461,136	$ 17,868,522	100.00%

Source: Window on State Government.

Notes: The City direct sales tax rate for both 2025 and 2016 is 2%. Due to confidentiality issues, the names of the ten largest revenue payers are not available. The categories presented are intended to provide alternative information regarding the sources of the City's revenue. All reporting is now by North American Industry Classification System (NAICS) sectors. Standard Industrial Classification (SIC) Codes are no longer being assigned to taxpayers, and data on SIC filers is no longer available.

*Only first three Quarters for 2025 (City FY25 October 2024 to June 2025) was available at time of update

City of Georgetown, Texas
Ratios of Outstanding Debt by Type
Last Ten Fiscal Years

	Governmental Activities					
Fiscal Year	General Obligation Bonds	Sales Tax Revenue Bonds	Special Assessment Bonds	Related Premiums	Subscription Liability	Lease Liability
2016	154,191,338	7,225,000	-	4,596,657	-	-
2017	170,194,599	6,685,000	-	6,020,112	-	-
2018	192,278,643	6,125,000	-	9,391,939	-	-
2019	204,223,225	5,555,000	-	11,175,985	-	-
2020	210,843,700	4,960,000	-	10,360,307	-	-
2021	246,977,899	4,340,000	-	18,313,360	-	-
2022	283,870,024	3,695,000	7,681,000	20,159,633	-	-
2023	315,624,546	3,025,000	7,619,000	23,896,674	2,154,663	2,801,493
2024	364,878,674	2,320,000	7,423,000	27,880,502	4,391,207	1,882,870
2025	438,045,418	1,580,000	7,219,000	29,817,135	2,547,434	921,004

Note: Details regarding the City's outstanding debt can be found in the notes to the financial statements.

Business-Type Activities							
Revenue Bonds	General Obligation Bonds	PPFCO	Related Premiums	Subscription Liability	Total Primary Government	Percentage of Personal Income	Per Capita
72,545,000	15,286,384	-	2,943,619	-	256,787,998	10.25%	4,323
92,730,000	13,865,309	-	5,152,405	-	294,647,425	9.56%	4,774
93,335,000	12,491,356	-	5,043,308	-	318,665,246	9.88%	4,868
87,295,000	12,336,775	-	4,778,117	-	325,364,102	11.12%	4,802
100,220,124	12,066,301	-	4,925,077	-	343,375,508	8.94%	4,753
88,515,000	32,732,100	48,025,000	6,111,744	-	445,015,103	10.29%	5,835
301,600,000	32,039,975	43,850,000	20,052,422	-	712,948,054	11.90%	8,495
398,235,000	30,855,455	39,310,000	27,893,686	48,432	853,061,252	12.16%	9,138
499,085,000	42,745,855	34,690,000	37,597,454	48,432	1,031,088,461	14.70%	11,045
585,780,000	21,259,493	29,990,000	41,841,779	57,375	1,159,058,637	13.23%	10,072

City of Georgetown, Texas

Ratios of Net General Obligation Bonded Debt to Assessed Value and Net General Obligation Bonded Debt Per Capita
Last Ten Fiscal Years

Fiscal Year	Population	Assessed Value [1]	Taxable Assessed Valuation Per Capita	Gross Bonded Debt [2] [4]	Less Debt Service Funds Available
2016	58,723	5,838,074,672	99,417	169,477,722	1,867,190
2017	60,642	6,481,967,453	106,889	184,059,908	1,946,870
2018	63,227	7,090,666,811	112,146	204,770,000	2,113,651
2019	67,756	7,830,350,417	115,567	216,560,000	2,242,784
2020	72,243	8,681,840,882	120,176	222,910,001	2,195,384
2021	76,270	9,174,336,112	120,288	327,735,000	2,254,777
2022	83,927	10,950,056,383	130,471	359,760,000	738,984
2023	93,354	13,880,992,887	148,692	385,790,001	146,822
2024	104,163	16,752,529,016	160,830	442,314,528	2,417,810
2025	115,079	18,391,675,246	159,818	489,294,910	2,306,985

Sources: WCAD

Notes: Details regarding the City's outstanding debt can be found in the notes to the financial statements.

[1] Net of exemptions.

[2] Includes all long-term general obligation debt.

[3] Less debt service funds available.

[4] Excludes special assessment debt

Net Bonded Debt	Ratio of Net Bonded Debt to Assessed Value [3]	Ratio of Gross Bonded Debt to Assessed Value [3]	Net Bonded Debt Per Capita [3]	Total Bonded Debt Per Capita [3]
167,610,532	2.87%	2.87%	2,854	2,854
182,113,038	2.81%	2.81%	3,003	3,003
202,656,349	2.86%	2.86%	3,205	3,205
214,317,216	2.74%	2.74%	3,163	3,163
220,714,617	2.54%	2.54%	3,055	3,055
325,480,223	3.55%	3.55%	4,267	4,267
359,021,016	3.28%	3.28%	4,278	4,278
385,643,179	2.78%	2.78%	4,131	4,131
439,896,718	2.63%	2.63%	4,223	4,223
486,987,925	2.65%	2.65%	4,232	4,232

City of Georgetown, Texas

Computation of Direct and Estimated Overlapping Bonded Debt
Last Ten Fiscal Years

Taxing Body	Debt		City's Share [2]		
	Amount	As of	Percent	Amount	Per Capita [1]
ESTIMATED OVERLAPPING DEBT					
Georgetown I.S.D.	$1,107,370,000	09/30/2025	67.92%	$ 752,125,704	$ 7,547
Austin CCD	657,685,000	09/30/2025	0.00%	-	-
Berry Creek Highlands MUD	5,700,000	09/30/2025	99.99%	5,699,430	57
Jarrell ISD	378,085,104	09/30/2025	26.53%	100,305,978	1,007
Somerset Hills Road District	23,205,000	09/30/2025	100.00%	23,205,000	233
Southeast Williamson County	48,490,000	09/30/2025	100.00%	48,490,000	487
Upper Brushy Creek WCID	48,465,000	09/30/2025	1.35%	654,278	7
Williamson County	1,422,205,000	09/30/2025	13.79%	196,122,070	1,968
Williamson Co MUD #28	53,940,000	09/30/2025	100.00%	53,940,000	541
Williamson Co MUD #29	42,210,000	09/30/2025	100.00%	42,210,000	424
Williamson Co MUD #34	17,135,000	09/30/2025	100.00%	17,135,000	172
Total estimated overlapping debt	$3,804,490,104		32.59%	$1,239,887,460	$ 12,443
DIRECT DEBT - City of Georgetown [3]	480,129,991	09/30/2025	100.00%	480,129,991	4,817
DIRECT AND ESTIMATED OVERLAPPING DEBT	$4,284,620,095			$1,720,017,451	$ 17,260
RATIO OF DIRECT AND OVERLAPPING TAX SUPPORTED DEBT TO TAXABLE ASSESSED VALUATION					

Source:

[1] GISD taxpayer population - 142,933
Berry Creek Highlands MUD population - 1,365
Jarrell ISD taxpayer population - 19,349
Somerset Hills Road District population - 6,175
Southeast Williamson County population - 5,190
Upper Brushy Creek WCID population - 396,300
Williamson County population - 727,480
Williamson Co MUD #28 population - 2,395
Williamson Co MUD #29 population - 3,245
Williamson Co MUD #34 population - 1,668
City of Georgetown population - 115,079

[2] Information represents the share of the respective debt which are obligations of the citizens of the City of Georgetown

[3] Direct debt of the City of Georgetown does not include the Special Assessment bonds of the Parks at Westhaven PID

THIS PAGE INTENTIONALLY LEFT BLANK.

GEORGETOWN
TEXAS
more than welcome

City of Georgetown, Texas
Computation of Legal Debt Margin
Last Ten Fiscal Years

	2025	2024	2023	2022
DEBT LIMIT	$ 248,287,616	$ 226,159,142	$ 187,393,404	$ 123,188,134
Total net debt applicable to limit [1]	35,100,000	34,520,000	30,315,000	25,105,000
LEGAL DEBT MARGIN	$ 213,187,616	$ 191,639,142	$ 157,078,404	$ 98,083,134
Total net debt applicable to limit as a percentage of debt limit	14.14%	15.26%	16.18%	20.38%
ASSESSED VALUATION MINUS EXEMPTIONS 2024				$ 18,391,675,246
Allowable tax levy for annual debt service purpose: $1.50 per $100 of assessed valuation, assuming 90% collection rate				$ 248,287,616
2025 annual debt service requirements for general obligation debt:				
Principal			35,100,000	
Interest and fiscal charges			17,677,958	52,777,958
Legal margin for annual debt service requirements				$ 195,509,658

Note: All taxable property within the City is subject to the assessment levy and collection by the City of a continuing, direct annual ad valorem tax sufficient to provide for the payment of principal and interest on the Bonds within the limits prescribed by law. Article XI, Section 5, of the Texas Constitution is applicable to the City, and limits the maximum ad valorem tax rate to $2.50 per $100 assessed valuation (for all City purposes). The Charter of the City adopts the provisions of the constitution without further limitation. Under rules promulgated by the Office of the Attorney General of Texas, such office will not approve tax bonds of the City unless the City can demonstrate its ability to pay debt service requirements on all outstanding City tax bonds, including the issue to be approved, from a tax levy of $1.50 per $100 of valuation, based on 90% collection of tax.

[1] The legal margin computation includes the general obligation debt that will be repaid by self-supporting sources such as the Airport, Stormwater Drainage, Water, Electric, and Georgetown Transportation Enhancement Corporation (GTEC) funds.

2021	2020	2019	2018	2017	2016
$ 103,211,281	$ 97,670,710	$88,091,442	$ 79,770,002	$72,922,134	$65,678,340
23,760,000	13,940,000	12,502,643	12,725,000	10,354,174	9,082,545
$ 79,451,281	$ 83,730,710	$75,588,799	$ 67,045,002	$62,567,960	$56,595,795
23.02%	14.27%	14.19%	15.95%	14.20%	13.83%

City of Georgetown, Texas
Revenue Bond Coverage
Utility Funds [1]
Last Ten Fiscal Years

Fiscal Year	Eligible Revenues	Interest Earnings	Operating Expenses (Excluding Depreciation)	Net Revenue Available for Debt Service
2016	112,401,358	263,279	82,451,857	30,212,780
2017	126,705,643	529,545	91,766,018	35,469,170
2018	138,961,446	1,421,310	103,030,548	37,352,208
2019	152,029,043	2,185,604	107,422,916	46,791,731
2020	172,989,001	1,504,417	119,498,271	54,995,147
2021	198,281,733	464,333	118,941,398 *	79,804,668
2022	218,998,259	2,641,666	130,606,960 *	91,032,965
2023	225,784,253	19,644,597	142,979,543 *	102,449,307
2024	232,756,597	28,689,971	152,017,822 *	109,428,746
2025	295,908,030	26,396,085	169,621,750 *	152,682,365

Source: Finance and Administration Division.

Notes: [1] Electric, Water, and Wastewater only.

* Removed Amortization of Regulatory Asset from Calculation

Debt Service Requirements			
Principal	Interest and Fiscal Charges	Total	Times Coverage
5,227,329	2,738,792	7,966,121	3.79
5,845,826	2,931,943	8,777,769	4.04
6,717,094	3,433,854	10,150,948	3.68
6,982,358	3,681,909	10,664,267	4.39
6,580,745	3,237,072	9,817,817	5.60
7,337,253	3,512,316	10,849,569	7.36
7,577,888	4,846,506	12,424,394	7.33
8,490,870	17,575,879	26,066,749	3.93
12,790,000	17,971,009	30,761,009	3.56
14,665,000	23,343,094	38,008,094	4.02

City of Georgetown, Texas

Utility System Condensed Statement of Operations [1]
For the Last Ten Fiscal Years

	2025	2024	2023	2022
REVENUES				
Water System	$ 123,780,168	$ 92,101,774	$ 74,815,224	$ 64,358,893
Electric System	105,834,126	97,596,894	91,457,318	86,877,653
Miscellaneous	14,909,052	13,790,255	12,480,835	16,175,137
Interest Earnings	26,396,075	28,689,981	19,644,597	2,641,666
Total revenues	270,919,421	232,178,904	198,397,974	170,053,349
EXPENSES [1]				
Water System	41,975,369	36,712,665	34,690,382	28,321,528
Electric System	24,222,990	21,232,166	19,780,078	17,524,284
Utility Contracts	88,674,624	88,749,436	81,689,907	78,588,958
Total expenses	154,872,983	146,694,267	136,160,367	124,434,770
NET AVAILABLE FOR DEBT SERVICE	$ 116,046,438	$ 85,484,637	$ 62,237,607	$ 45,618,579

Notes:

[1] Excluding depreciation costs & plant management cost

[2] Electric, Water & Wastewater only

Information provided to comply with continuing disclosure requirements of SEC Rule 15c2-12.

Average Annual Principal and Interest Requirements, 2026 -2055	$ 32,294,946
Coverage of Average Requirements by Fiscal Year 2025 Net Income	3.59
Maximum Principal and Interest Requirements, 2026	$ 46,266,472
Coverage of Maximum Requirements by Fiscal Year 2025 Net Income	0.40

2021	2020	2019	2018	2017	2016
$ 56,268,199	$ 49,491,109	$ 44,271,022	$ 41,055,098	$ 37,776,171	$ 34,861,125
80,933,054	85,733,317	80,255,956	69,170,339	65,001,374	61,570,922
16,331,769	8,516,124	6,447,569	6,348,385	5,661,272	5,107,307
464,333	1,504,417	2,185,604	1,421,310	529,545	263,279
153,997,355	145,244,967	133,160,151	117,995,132	108,968,362	101,802,633
24,643,443	29,882,636	24,329,664	22,201,454	21,485,743	13,520,486
17,702,987	16,563,721	18,713,967	18,876,347	16,712,384	14,623,945
71,031,640	66,283,879	61,833,672	59,621,450	53,567,891	51,999,930
113,378,070	112,730,236	104,877,303	100,699,251	91,766,018	80,144,361
$ 40,619,285	$ 32,514,731	$ 28,282,848	$ 17,295,881	$ 17,202,344	$ 21,658,272

City of Georgetown, Texas

Utility System Condensed Statement of System Equity [2]
For the Last Ten Fiscal Years

	2025	2024	2023	2022
Utility system [1]	$ 999,419,269	$ 905,321,087	$ 825,369,288	$ 745,750,539
Less: accumulated depreciation	(293,264,104)	(261,576,273)	(239,430,504)	(219,203,897)
Net value of system	706,155,165	643,744,814	585,938,784	526,546,642
Plus: Construction in Progress	514,987,092	319,215,479	162,977,727	56,910,557
Net plant	1,221,142,257	962,960,293	748,916,511	583,457,199
Plus: Working capital	542,490,590	537,669,619	529,100,424	472,563,790
Total	1,763,632,847	1,500,629,912	1,278,016,935	1,056,020,989
Revenue bond debt [2]	585,780,000	499,085,000	398,235,000	301,600,000
CITY'S EQUITY IN SYSTEM	$ 1,177,852,847	$ 1,001,544,912	$ 879,781,935	$ 754,420,989
PERCENTAGE CITY'S EQUITY IN SYSTEM	66.79%	66.74%	68.84%	71.44%

Notes:

[1] Electric, Water and Wastewater funds only

[2] Changes in bond ordinances no longer require reservation of interest and sinking or reserve funds for utility revenue debt.

Information provided to comply with continuing disclosure requirements of SEC Rule 15c2-12.

2021	2020	2019	2018	2017	2016
$ 693,019,892	$ 645,250,729	$ 611,718,902	$ 553,287,525	$ 525,643,929	$ 494,823,457
(200,858,513)	(183,285,833)	(162,305,826)	(146,759,978)	(133,268,971)	(121,636,964)
492,161,379	461,964,896	449,413,076	406,527,547	392,374,958	373,186,493
29,392,041	20,817,803	9,721,532	12,635,837	7,358,762	12,759,150
521,553,420	482,782,699	459,134,608	419,163,384	399,733,720	385,945,643
210,105,683	149,323,989	93,607,376	93,545,021	93,642,260	62,636,620
731,659,103	632,106,688	552,741,984	512,708,405	493,375,980	448,582,263
88,515,000	95,585,000	87,295,000	98,311,788	99,715,131	84,655,583
$ 643,144,103	$ 536,521,688	$ 465,446,984	$ 414,396,617	$ 393,660,849	$ 363,926,680
87.90%	84.88%	84.21%	80.83%	79.79%	81.13%

City of Georgetown, Texas
Demographic and Economic Statistics
Last Ten Fiscal Years

Fiscal Year	Population	Personal Income	Per Capita Personal Income	School Enrollment	Unemployment Rate
2016	59,134	2,572,210,732	43,498	11,452	4.00%
2017	60,642	2,709,423,918	44,679	11,444	2.90%
2018	63,227	3,040,649,657	48,091	11,512	2.90%
2019	67,756	3,440,378,656	50,776	11,804	3.40%
2020	72,243	3,839,354,235	53,145	11,827	6.70%
2021	76,270	4,323,975,110	56,693	12,741	4.50%
2022	83,927	5,990,037,844	71,372	13,005	3.60%
2023	93,354	7,012,659,126	75,119	13,479	4.30%
2024	104,163	7,585,982,964	72,828	13,884	4.20%
2025	115,079	8,763,956,324	76,156	14,012	4.50%

Sources:
Population: City of Georgetown Planning and Development Division.
Per Capita Personal Income: U.S. Dept. of Commerce / Bureau of Economic Analysis
School Enrollment: Georgetown Independent School District.
Unemployment Rate: Texas Workforce Commission, Labor Market and Career Information TRACER.

Notes:
Per capita personal income is for Williamson County and reflects estimates available.
Population for 2024 reflects city's population estimate for month ending Sep 30, 2025.
Personal income calculated using city's population estimate and per capita income data.
Unemployment rate reflects estimate for month ending Sep 30, 2025.

City of Georgetown, Texas
Principal Employers
Current Year and Nine Years Ago

	2025			2016		
Employer	Employees	Rank	Percentage of Total City Employment	Employees	Rank	Percentage of Total City Employment
Georgetown ISD	2,000	1	1.82%	1,550	2	2.73%
Williamson County Govt	1,937	2	1.76%	1,582	1	2.79%
City of Georgetown	992	3	0.90%	682	3	1.20%
ZT Systems	525	4	0.48%			
St. David's Hospital	516	5	0.47%	512	4	0.90%
Airborn, Inc	505	6	0.46%	482	5	0.85%
Southwestern University	479	7	0.44%	450	6	0.79%
Rock Springs Hospital	257	8	0.23%			
Chatsworth Products Georgetown	254	9	0.23%			
Costco	244	10	0.22%			
Wesleyan Homes			0.00%	340	7	0.60%
Caring Home Health			0.00%	269	8	0.47%
Lone Star Circle of Care			0.00%	201	9	0.35%
Sun City (Del Webb)			0.00%	170	10	0.30%
Totals	7,709		7.01%	6,238		10.99%

Source: Economic Development Department.

City of Georgetown, Texas

Full Time Equivalent City Government Employees by Function
Last Ten Fiscal Years

Function	2025	2024	2023	2022	2021	2020	2019	2018	2017	2016
General Government										
Culture & Recreation										
Administration	11	11	2	2	2	2	2	2	2	-
CVB	5	5	5	5	5	5	5	5	5	-
Parks	29	29	31	29	28	28	28	28	20	21
Recreation	24	24	27	27	27	26	26	25	23	27
Rec. Programs	5	5	8	5	5	6	6	6	6	6
Library	28	25	26	24	24	24	24	24	24	23
Development										
Development Engineering	9	-	-	-	-	-	-	-	-	-
Planning	21	20	19	18	15	13	13	12	11	10
Inspection Svcs.	22	23	23	21	19	15	15	14	14	13
Code Enforcement	6	6	6	6	6	6	5	5	5	5
Environmental										
Environmental Svcs.	-	-	3	1	1	1	1	1	1	1
Fire Services										
Fire Based Paramedic Program	24	24	24	24	24	23	23	23	19	15
Support Svcs.	23	23	22	21	18	15	15	14	14	14
Emergency Svcs.	126	126	120	117	109	106	106	88	88	84
General Government										
Ask GTX Call Center	9	9	-	-	-	-	-	-	-	-
General Government	12	7	15	6	5	4	3	3	3	2
Community Services	2	2	2	1	2	2	-	-	-	-
City Secretary	9	9	8	8	6	6	6	6	5	5
City Manager's Office	11	13	13	11	11	12	9	9	10	10
Highways / Streets										
Transportation Admin.	4	4	2	4	4	4	3	3	4	2
Streets	31	30	30	23	22	19	20	20	19	19
Police Services										
Administration	5	4	4	4	4	4	4	4	4	4
Field Operations	135	136	133	124	119	117	111	110	106	103
Animal Svcs.	13	12	12	12	12	12	12	11	11	11
Municipal Court	4	4	5	6	7	7	7	7	7	7
Fleet Services	10	10	10	10	10	10	10	9	9	9
Facilities Maintenance	8	8	8	8	7	6	6	6	7	7
Information Technology	42	40	40	39	38	25	25	23	22	18
Joint Svcs.	128	128	128	105	101	110	110	109	104	101
Water	144	112	99	78	60	60	57	52	58	51
Sewer	18	20	16	13	10	7	7	7	7	7
Electric	91	85	79	80	76	74	77	77	67	73
Other Enterprises	23	22	17	17	16	15	15	14	15	14
Total	1,032	976	937	849	793	764	751	717	690	658

Source: City Finance and Administration Division.

Notes: A full-time employee is scheduled to work 2,080 hours per year (including vacation and sick leave).

Full-time equivalent employment is calculated by dividing total labor hours by 2,080.

THIS PAGE INTENTIONALLY LEFT BLANK.

GEORGETOWN
TEXAS
more than welcome

City of Georgetown, Texas

Operating Indicators by Functions
Last Ten Fiscal Years

Function	2025	2024	2023	2022
Culture and recreation				
Recreation Center memberships	24,512	27,708	27,237	22,090
CVB number of visitor inquiries	39,995	42,547	40,927	43,865
Library				
Circulation	490,697	498,454	518,558	504,946
Number of patrons added	6,249	6,131	6,534	6,229
Economic Development				
Number of proposals generated	64	78	57	25
Community Development				
Inspections/Code Enforcement				
Number of inspections	77,151	76,290	77,343	93,064
New residential permits issued	1,493	2,166	1,520	2,585
New commercial permits issued/TFO/Industrial	239	247	75	60
Number of code enforcement violations	3,572	3,525	2,738	1,734
Planning and Development Services				
Development applications filed	1,788	1,904	1,850	1,079
Annexations (in acres)	866	68	403	329
Fire Services				
Number of calls for service	15,972	15,375	14,481	13,322
General Govt				
Bond rating - S&P	AAA	AAA	AA+	AA+
City Manager's Office				
Number of public information requests processed	4,773	3,942	3,765	3,853
Police Services				
Number of calls for service	74,545	37,412	39,473	35,536
Number of traffic accidents	3,667	3,388	3,458	3,063
Animal Services				
Number of pets impounded	1,135	1,782	1,437	1,297
Number of adoptions	523	937	756	749
Municipal Court				
Number of court cases	6,175	5,912	5,425	2,691
Number of warrants served	197	346	187	247
Utility Office				
Number of utility customers	76,508	73,066	68,193	64,049
Water				
Number of new connects	3,507	3,795	3,074	4,849
Average daily water treated (million gallons)	28.6	25.8	26.2	27.9
Average daily consumption (million gallons)	23.8	21.3	26.2	22.8
Sewer				
Number of new connects	1,886	2,209	2,788	3,566
Average daily wastewater treated (million gallons)	7.3	7.2	6.4	6.0
Electric				
kWhs consumed	849,425,644	818,155,349	765,487,262	732,900,202
Number of new connects	1,388	952	2,257	1,066
AMR				
Total number of work orders completed	101,858	102,716	89,627	52,325
Total reads by AMR	1,614,669	1,472,125	1,046,458	1,000,515
Other Enterprises				
Stormwater & Drainage				
Number of detention ponds cleaned	708	696	636	300
Number of work orders	199	222	173	21
Airport				
Gallons of fuel sold	1,198,609	1,080,710	1,111,756	1,034,117

Sources: Various City departments and City-Monthly Activity Indicators Report.

2021	2020	2019	2018	2017	2016
13,559	11,713	13,127	13,001	12,433	12,944
35,492	39,063	78,857	77,119	75,302	69,108
363,581	430,995	547,279	498,281	533,602	513,725
3,363	3,025	4,791	4,100	3,529	3,818
89	68	61	68	62	51
83,763	75,520	61,741	55,702	41,834	40,500
2,520	1,882	1,334	1,193	728	703
77	70	48	66	85	66
11,598	13,838	17,687	18,777	8,702	13,784
728	600	530	430	408	385
129	75	428	962	649	246
9,995	10,613	10,539	10,070	9,362	8,510
AA+	AA+	AA+	AA+	AA+	AA+
2,957	2,493	2,028	1,818	1,589	1,290
37,957	35,090	33,618	30,307	25,803	24,704
2,855	2,244	2,534	2,358	2,145	2,156
1,308	1,384	1,358	1,462	1,533	1,891
706	783	803	888	1,028	872
3,165	3,397	4,406	3,925	4,797	4,905
17	170	150	146	225	278
57,070	54,206	50,539	46,534	43,281	40,372
5,357	4,003	3,065	4,446	2,351	1,532
22.5	22.5	19	20	19	13
22.5	22.5	19	18	16	16
3,683	1,827	2,873	2,355	2,006	1,221
5.6	5.4	6	5	4	5
677,712,117	664,967,846	643,472,635	649,208,058	621,464,114	605,019,836
2,002	1,501	1,102	1,254	581	315
47,558	38,205	9,237	5,203	3,677	3,223
858,963	852,737	1,064,472	741,638	723,463	694,802
320	318	600	600	552	456
335	225	340	263	233	242
919,324	793,970	732,974	759,400	866,833	778,328

City of Georgetown, Texas
Capital Assets by Functions
Last Ten Fiscal Years

Function	2025	2024	2023	2022
Culture and recreation				
Parks (developed acres)	1,169	1,148	1,152	1,115
Recreation Centers	1	1	1	1
Senior Centers	1	1	1	1
Libraries	1	1	1	1
Mobile Book Unit	1	1	1	1
Fire Services				
Fire stations	7	7	7	7
Fire vehicles	89	75	62	54
Highways and streets				
Center line miles	500	478	460	445
Police Services				
Police stations	1	1	1	1
Police vehicles	146	134	108	101
Police motorcycle units	-	-	-	-
Electric				
Meters	35,831	34,443	32,626	31,234

Sources: Various City departments and City budget document.

2021	2020	2019	2018	2017	2016
1,115	1,084	1,054	1,054	494	480
1	1	1	1	1	1
1	1	1	1	1	1
1	1	1	1	1	1
-	-	-	-	-	-
7	5	5	5	5	5
50	48	43	38	36	36
421	397	438	327	326	324
1	1	1	1	1	1
108	99	97	92	91	88
-	4	6	6	6	6
30,697	28,562	27,660	26,558	25,607	24,881

City of Georgetown, Texas
Ten Largest Electric Customers
For the Fiscal Year Ended September 30, 2025

Customer	% of Total Electric Usage
CITICORP OF N AMERICA, INC.	10.54%
CITY OF GEORGETOWN	4.46%
FINDLAY MACHINE AND TOOL	3.18%
ZT SYSTEMS	2.42%
SOUTHWESTERN UNIVERSITY	2.21%
WILLIAMSON COUNTY	1.88%
SCOTT & WHITE MEDICAL CENTER	1.46%
GEORGETOWN INDEPENDENT SCHOOL DISTRICT	1.36%
ROUND ROCK PREMIUM OUTLETS	1.14%
HEB GROCERY CO	1.14%
TOTAL	29.78%

Source: City of Georgetown Customer Care.

City of Georgetown, Texas
Water Usage (Gallons)
Last Ten Fiscal Years

Fiscal Year Ended September 30,	Average Day Usage (000s)	Peak Day Production (000s)	Total Usage (000s)
2016	15,603	34,712	5,695,453
2017	15,815	38,003	5,772,395
2018	17,304	41,217	6,316,003
2019	19,130	41,692	6,449,467
2020	19,629	42,870	7,184,253
2021	19,580	38,420	7,146,831
2022	22,794	38,931	8,319,823
2023	21,497	46,410	7,846,401
2024	21,469	44,900	7,836,294
2025	23,350	48,400	8,522,874

Source: City of Georgetown

City of Georgetown, Texas

Ten Largest Potable Water Customers
For the Fiscal Year Ended September 30, 2025

Customer	Water Usage (1,000 Gallons)	% of Total Water Usage
CITICORP OF N AMERICA, INC.	53,616	0.63%
CITY OF GEORGETOWN	52,137	0.61%
SOUTHWESTERN UNIVERSITY	44,539	0.52%
WILLIAMSON COUNTY	36,482	0.43%
PULTE HOMES OF TEXAS LP	35,240	0.41%
DDC MERRITT HERITAGE LTD	34,061	0.40%
GEORGETOWN ISD	33,654	0.39%
PERRY HOMES	31,026	0.36%
CITY OF FLORENCE	27,092	0.32%
VILLAGES OF GEORGETOWN	26,629	0.31%
TOTAL	374,476	4.39%

Source: City of Georgetown Customer Care.

City of Georgetown, Texas
Daily Flow (Wastewater Treatment)
Last Ten Fiscal Years

Average Daily Wastewater Flow	
Fiscal Year	**Gallons**
2016	4,871,523
2017	4,068,219
2018	4,517,592
2019	6,433,000
2020	6,216,592
2021	8,365,370
2022	10,521,384
2023	8,044,566
2024	10,558,470
2025	11,574,230

Source: City of Georgetown

City of Georgetown, Texas
Ten Largest Wastewater Customers
For the Fiscal Year Ended September 30, 2025

Customer	Volume (1,000 Gallons)	% of Total
CITICORP OF N AMERICA, INC.	52,713	1.25%
WILLIAMSON COUNTY	31,404	0.74%
Georgetown Independent School District	28,881	0.68%
SOUTHWESTERN UNIVERSITY	21,914	0.52%
PERRY HOMES	20,576	0.49%
PULTE HOMES OF TEXAS LP	17,068	0.40%
GEORGETOWN INFINITI	15,565	0.37%
CITY OF GEORGETOWN	14,473	0.34%
ST DAVIDS GTWN HOSPITAL	13,646	0.32%
TAYLOR MORRISON	12,227	0.29%
	228,467	5.41%

Source: City of Georgetown

City of Georgetown, Texas

Valuation, Exemptions and Ad Valorem Tax Debt
For the Fiscal Year Ended September 30, 2025

VALUATION, EXEMPTIONS AND AD VALOREM TAX DEBT
SEPTEMBER 30, 2025

2024/25 Market Valuation Established by Williamson Central Appraisal District (excluding totally exempt property)		19,802,369,296
Less Exemptions/Reductions at 100% Market Value:		(1,410,694,050)
2024/25 Taxable Assessed Valuation		18,391,675,246
City Funded Debt Payable from Ad Valorem Taxes [1]	$ 387,939,910	
The Bonds	37,565,000	
The Certificates	63,790,000	
Total Debt Payable from Ad Valorem Taxes [1]		489,294,910
Interest and Sinking Fund		(2,306,985)
Net Debt Payable from Ad Valorem Taxes		486,987,925
Ratio of Net Tax Supported Debt to Taxable Assessed Valuation [1]		2.65%

2025 Estimated Population - 115,079
Per Capita Taxable Assessed Valuation - $159,818
Per Capita Net Ad Valorem Tax Debt Payable from Ad Valorem Taxes - $4,232

City of Georgetown, Texas

Taxable Assessed Valuations by Category
Last Ten Fiscal Years

Category	2025 Amount	2025 % of Total	2024 Amount	2024 % of Total
Real, Residential, Single-Family	$ 12,586,253,595	61.19%	$ 12,287,568,313	63.81%
Real, Residential, Multi-Family	2,162,197,626	10.51%	1,994,628,957	10.36%
Real, Vacant Lots/Tracts	252,135,174	1.23%	276,136,734	1.43%
Real, Acreage (Land Only)	394,599,239	1.92%	392,272,745	2.04%
Real, Farm and Ranch Improvements	187,935,789	0.91%	146,458,431	0.76%
Real, Commercial/industrial	3,157,407,680	15.35%	2,600,894,495	13.51%
Real and Intangible, Personal, Utilities, Other	158,473,235	0.77%	122,281,531	0.63%
Tangible Personal, Commercial	1,049,761,804	5.10%	840,963,964	4.37%
Tangible Personal, Industrial	-	0.00%	-	0.00%
Tangible Personal, Other, Inventory	619,787,967	3.01%	595,990,099	3.09%
Total Appraisal Value Before Exemptions	$ 20,568,552,109	100.00%	$ 19,257,195,269	100.00%
Less: Total Exemptions/Reductions	2,176,876,863		2,504,666,253	
Taxable Assessed Value	$ 18,391,675,246		$ 16,752,529,016	

Category	2020 Amount	2020 % of Total	2019 Amount	2019 % of Total
Real, Residential, Single-Family	$ 6,186,218,922	64.77%	$ 5,771,630,770	66.32%
Real, Residential, Multi-Family	553,433,317	5.79%	392,904,514	4.51%
Real, Vacant Lots/Tracts	132,587,985	1.39%	126,008,013	1.45%
Real, Acreage (Land Only)	376,424,722	3.94%	380,712,227	4.37%
Real, Farm and Ranch Improvements	94,432,830	0.99%	86,900,050	1.00%
Real, Commercial/industrial	1,376,948,403	14.42%	1,327,848,862	15.26%
Real and Intangible, Personal, Utilities, Other	69,585,049	0.73%	65,072,520	0.75%
Tangible Personal, Commercial	462,417,703	4.84%	316,561,698	3.64%
Tangible Personal, Industrial	-	0.00%	-	0.00%
Tangible Personal, Other, Inventory	298,544,512	3.13%	235,348,599	2.70%
Total Appraisal Value Before Exemptions	$ 9,550,593,443	100.00%	$ 8,702,987,253	100.00%
Less: Total Exemptions/Reductions	868,752,561		872,636,836	
Taxable Assessed Value	$ 8,681,840,882		$ 7,830,350,417	

Source: Williamson County Appraisal District

2023		2022		2021	
Amount	% of Total	Amount	% of Total	Amount	% of Total
$12,032,925,491	68.48%	$ 8,154,721,328	65.63%	$ 6,318,239,568	62.68%
1,214,014,651	6.91%	818,970,533	6.59%	633,531,009	6.29%
174,253,795	0.99%	147,232,992	1.18%	153,372,158	1.52%
453,661,017	2.58%	373,263,529	3.00%	356,440,543	3.54%
213,435,675	1.21%	112,143,114	0.90%	111,480,801	1.11%
2,078,674,336	11.83%	1,666,799,158	13.41%	1,469,237,893	14.58%
105,789,450	0.60%	97,602,903	0.79%	71,978,325	0.71%
723,300,791	4.12%	636,474,210	5.12%	578,114,694	5.74%
-	0.00%		0.00%	-	0.00%
575,014,503	3.27%	418,065,418	3.36%	387,242,840	3.84%
$17,571,069,709	100.00%	$12,425,273,185	100.00%	$10,079,637,831	100.00%
3,690,076,822		1,475,216,802		905,301,719	
$13,880,992,887		$10,950,056,383		$ 9,174,336,112	

2018		2017		2016	
Amount	% of Total	Amount	% of Total	Amount	% of Total
$ 5,269,955,833	67.22%	$ 4,843,150,575	66.57%	$ 4,461,872,364	66.73%
321,729,040	4.10%	301,347,956	4.14%	244,374,369	3.65%
113,986,653	1.45%	102,618,534	1.41%	109,578,980	1.64%
413,248,527	5.27%	392,906,486	5.40%	400,074,586	5.98%
12,051,614	0.15%	11,464,706	0.16%	10,959,024	0.16%
1,090,806,455	13.91%	1,119,423,577	15.39%	1,018,036,078	15.22%
55,881,385	0.71%	20,955,168	0.29%	39,895,007	0.60%
441,440,286	5.63%	365,113,563	5.02%	294,660,363	4.41%
-	0.00%	-	0.00%	-	0.00%
120,423,148	1.54%	118,430,638	1.63%	107,456,924	1.61%
$ 7,839,522,941	100.00%	$ 7,275,411,203	100.00%	$ 6,686,907,695	100.00%
748,856,130		793,443,750		848,833,023	
$ 7,090,666,811		$ 6,481,967,453		$ 5,838,074,672	

City of Georgetown, Texas

Authorized but Unissued General Obligation Bonds
September 30, 2025

Purpose	Date Authorized	Amount Authorized	Amount Issued	Unissued Balance
Roads	05/09/2015	$ 105,000,000	$ 102,975,000	$ 2,025,000
Roads	05/10/2021	90,000,000	90,000,000	-
Facilities-Prop A	11/7/2023	56,000,000	7,000,000	49,000,000
Parks Facilities-Prop B	11/7/2023	49,000,000	-	49,000,000
Facilities-Prop C	11/7/2023	15,000,000	3,000,000	12,000,000
Parks Facility-Prop D	11/7/2023	10,000,000	-	10,000,000
Total		$ 325,000,000	$ 202,975,000	$ 122,025,000

THIS PAGE INTENTIONALLY LEFT BLANK.

GEORGETOWN
TEXAS
more than welcome

City of Georgetown, Texas

General Fund Revenues and Expenditure History
Last Ten Fiscal Years

	Fiscal Year Ending September 30,			
	2025	**2024**	**2023**	**2022**
Revenues:				
Taxes	$ 63,698,236	$ 60,325,676	$ 55,933,478	$ 52,808,791
Charges for Services	17,214,270	17,806,445	27,871,272	27,540,383
Fines and Forfeitures	654,997	578,769	583,368	395,868
Miscellaneous and Interest	10,199,627	12,105,173	11,250,463	9,168,270
Total Revenues	91,767,130	90,816,063	95,638,581	89,913,312
Expenditures:				
General Government	15,718,666	15,875,730	15,200,563	8,183,267
Development Services	7,195,532	5,446,318	4,850,483	4,272,405
Culture / Recreation	16,437,516	15,392,263	14,188,891	12,854,601
Fire Services	33,644,309	31,779,911	28,414,442	24,149,250
Police Services	28,911,949	26,425,074	23,235,945	20,596,780
Environmental Services / Streets	7,471,848	6,669,037	20,702,518	15,141,625
Capital Outlay	473,593	349,183	1,001,300	670,030
Total Expenditures	109,853,413	101,937,516	107,594,142	85,867,958
Excess (Deficiency) of Revenues Over Expenditures	(18,086,283)	(11,121,453)	(11,955,561)	4,045,354
Transfers In	20,669,394	14,539,171	13,101,180	10,355,279
Transfers Out	(3,685,501)	(1,191,998)	(3,429,079)	(6,931,401)
Proceeds from lease	-	-	619,543	234,571
Proceeds from lease	-	-	99,375	-
Net Increase (Decrease)	(1,102,390)	2,225,720	(1,564,542)	7,703,803
Fund Balance, Beginning of Year	38,176,422	35,950,702	37,515,244	29,811,441
Fund Balance, End of Year	$ 37,074,032	$ 38,176,422	$ 35,950,702	$ 37,515,244

Source: City's Audited Financial Statements.

Fiscal Year Ending September 30,					
2021	2020	2019	2018	2017	2016
$ 46,453,931	$ 40,326,794	$ 36,564,950	$ 33,892,988	$ 31,618,006	$ 29,675,061
23,379,815	20,732,256	22,894,696	16,236,312	14,490,911	12,789,375
375,174	363,513	348,353	352,296	453,675	476,138
7,056,643	5,883,819	1,511,303	1,082,940	825,006	1,074,393
77,265,563	67,306,382	61,319,302	51,564,536	47,387,598	44,014,967
5,746,940	4,815,269	4,914,894	4,913,556	4,436,866	3,237,092
3,693,025	3,380,104	3,126,561	2,910,130	2,389,998	2,297,979
10,915,628	10,485,028	10,994,484	10,319,911	9,552,133	9,447,132
22,039,309	19,557,377	18,113,884	13,526,334	12,500,721	11,806,803
18,598,445	17,188,341	16,295,091	15,804,410	14,471,049	13,778,073
13,809,311	12,263,385	12,294,557	12,663,901	10,310,775	10,333,422
191,594	1,213,733	-	-	-	-
74,994,252	68,903,237	65,739,471	60,138,242	53,661,542	50,900,501
2,271,311	(1,596,855)	(4,420,169)	(8,573,706)	(6,273,944)	(6,885,534)
10,017,430	8,877,033	7,686,360	9,165,637	9,592,342	8,909,975
(3,673,910)	(524,860)	(771,646)	(1,970,809)	(2,489,735)	(1,531,334)
-	-	-	-	-	-
-	-	-	-	-	-
8,614,831	6,755,318	2,494,545	(1,378,878)	828,663	493,107
21,196,610	14,441,292	11,946,747	13,325,625	12,496,962	12,003,855
$ 29,811,441	$ 21,196,610	$ 14,441,292	$ 11,946,747	$ 13,325,625	$ 12,496,962

City of Georgetown, Texas

Municipal Sales Tax History – General Fund
Last Ten Fiscal Years

Fiscal Year Ended September 30,	Total Collected	% of Ad Valorem Tax Levy	Equivalent of Ad Valorem Tax Rate	Per Capita	Levy	Tax Rate
2016	12,679,188	54.22%	0.2353	216	23,384,947	0.4340
2017	13,595,005	53.21%	0.2256	232	25,551,262	0.4240
2018	14,827,612	52.87%	0.2221	235	28,043,693	0.4200
2019	16,581,705	54.38%	0.2284	245	30,490,501	0.4200
2020	19,108,465	56.75%	0.2383	265	33,674,169	0.4200
2021	23,895,422	65.72%	0.2747	313	36,361,454	0.4180
2022	28,335,537	68.48%	0.2746	338	41,374,812	0.4010
2023	28,571,800	57.10%	0.2136	306	50,038,063	0.3740
2024	30,293,223	51.54%	0.1927	291	58,780,343	0.3740
2025	31,673,955	50.95%	0.1858	275	62,167,624	0.3647

City of Georgetown, Texas

Monthly and Volumetric Water Rates
For the Fiscal Year Ended September 30, 2025

Customer Meter Size	Customer Charge per Month	
	Inside City	Outside City
5/8 inch	$30.50	$36.70
3/4 inch	45.75	55.05
1 inch	76.25	91.75
1 1/2 inch	152.50	183.50
2 inch	305.00	367.00
3 inch	732.00	880.80
4 inch	1,281.00	1,541.40
6 inch	2,806.00	3,376.40
8 inch	4,880.00	5,872.00
Fire Hydrant	732.00	880.80

Residential Water Rates	
1,000 Gallons	Volumetric Rate
0 - 7	$2.55
7 - 15	3.85
15 - 25	6.75
25 and over	13.50

Nonresidential Water Rates	
Cost per thousand gallons, Tier 1	$3.40
Cost per thousand gallons, Tier 2	9.15
Irrigation Meter, cost per thousand gallons, Tier 1	10.15
Fire Hydrant Meter	12.00

Source: City of Georgetown
Note: Rates effective October 1, 2024

City of Georgetown, Texas

Monthly Wastewater Rates

For the Fiscal Year Ended September 30, 2025

Residential and Small Commercial

Net Monthly Rate:	
Flat Rate Inside City Limits:	$54.35
Flat Rate Outside City Limits:	$62.50

* Low income residential discount: 20% below current flat rate for qualifying households

Commercial

Net Monthly Rate:	
a. Inside City Limits	
1. Customer Charge	$82.15 per month
2. Volumetric Charge*	$4.75 per 1,000 gallons
b. Outside City Limits	
1. Customer Charge	$94.55 per month
2. Volumetric Charge*	$5.40 per 1,000 gallons

Multifamily

Net Monthly Rate:	
a. Inside City Limits	
1. Volumetric Charge*	2/3 Residential Rate x # of Dwelling Units
b. Outside City Limits	
1. Volumetric Charge*	2/3 Residential Rate x # of Dwelling Units

* Multifamily Dwellings serv ed by one master meter will be billed on a per unit basis.
The minimum charge will be based on premises location and multiplied by number of swelling unit.
Any non-residential portion of a multifamily location with a separate meter shall be considered a small commercial, commercial, or large commercial consumer, depending upon the size of the line to said meter.

Large Commercial

Net Monthly Rate:	
a. Inside City Limits	
1. Customer Charge	$145.90 per month
2. Volumetric Charge*	$4.75 per 1,000 gallons
b. Outside City Limits	
1. Customer Charge	$167.90 per month
2. Volumetric Charge*	$5.40 per 1,000 gallons

Industrial

Net Monthly Rate:	
a. Inside City Limits	
1. Customer Charge	$113.65 per month
2. Volumetric Charge*	$4.75 per 1,000 gallons multiplied by the customer's wastewater strength factor
b. Outside City Limits	
1. Customer Charge	$125.75 per month
2. Volumetric Charge*	$5.40 per 1,000 gallons multiplied by the customer's wastewater strength factor

Large Industrial

Net Monthly Rate:	
a. Inside City Limits	
1. Customer Charge	$177.10 per month
2. Volumetric Charge*	$4.75 per 1,000 gallons multiplied by the customer's wastewater strength factor
b. Outside City Limits	
1. Customer Charge	$199.00 per month
2. Volumetric Charge*	$5.40 per 1,000 gallons multiplied by the customer's wastewater strength factor

Source: City of Georgetown
Note: Rates effectiv e October 1, 2024

City of Georgetown, Texas

Monthly Electric Rates

For the Fiscal Year Ended September 30, 2025

All Customers	
Purchased Power Cost Adjustment:	$0.01375 per kWh
Transmission Cost of Service:	$0.0000 per kWh
Residential Sales Tax:	2.00% of total electric charges; outside City limits: None
Commercial Sales Tax:	8.25% of total electric charges; outside City limits: 6.25%

Energy Conservation	
Residential	$1.00 per month
Net Energy Metering - Residential	$1.00 per month
Small General	$1.00 per month
Net Energy Metering - Small General	$1.00 per month
School	$5.00 per month
Municipal Water and Wastewater Pumping	$5.00 per month
Municipal	$5.00 per month
Large General	$10.00 per month
Commercial & Industrial	$15.00 per month
Large Commercial & Industrial	$25.00 per month
Very Large Commercial & Industrial	$25.00 per month

Streetlight Fee	
Monthly Fee	$2.40 per account within City limits

Residential Service	
Customer Charge:	$24.80 per month
Energy Charge:	$0.0958 per kWh
Electric Discount (Medicaid):	$7.44 Credit against meter base charge

Net Energy Metering (NEM) Effective 03/01/25)	
Customer Charge:	$24.80 per month
Com Customer Charge:	$24.80 per month
Energy Received Credit:	$0.04321 per kWh

Small General Service	
Customer Charge:	$50.00 per month
Energy Charge:	$0.0902 per kWh
Minimum Bill:	$50.00 per month

School Charge	
Customer Charge:	$200.00 per month
Energy Charge:	$0.1150 per kWh
Minimum Bill:	$200.00 per month

Water & Wastewater Pumping Service	
Customer Charge:	$195.00 per month
Energy Charge:	$0.04504 per kWh
Demand Charge:	$19.58 per kWh
Minimum Bill:	$195.00 per month

City of Georgetown, Texas

Monthly Electric Rates (Continued)
For the Fiscal Year Ended September 30, 2025

Municipal Service	
Customer Charge:	$132.00 per month
Energy Charge:	$0.0700 per kWh
Minimum Bill:	$132.00 per month

Large General Service	
Customer Charge:	$175.00 per month
Demand Charge:	$11.00 per kWh (50 kW minimum), but not less than $550.00
Energy Charge:	$0.06543 per kWh
Minimum Bill:	$725.00 per month

Commercial & Industrial Services	
Customer Charge:	$350.00 per month
Demand Charge:	$16.00 per kWh, but not less than $8,000.00 per month
Energy Charge:	$0.05648 per kWh
Minimum Bill:	$8,350.00 per month

Large Commercial & Industrial Service	
Customer Charge:	$510.00 per month
Demand Charge:	$19.25 per kWh, but not less than $38,500.00
Energy Charge:	$0.05317 per kWh
Minimum Bill:	$39,010.00 per month

Very Large Commercial & Industrial Service	
Customer Charge:	$5,500.00 per month
Demand Charge:	$19.25 per kWh
Energy Charge:	$0.05317 per kWh

High Pressure Sodium Lighting Service	Security Lighting
100 Watt per light (35 kWh)	$8.50 per month
200 Watt per light (71 kWh)	$14.50 per month
250 Watt per light (86 kWh)	$16.70 per month
400 Watt per light (137 kWh)	$23.50 per month

Source: City of Georgetown
Effective October 1, 2024
PCA effective February 1, 2021

Compliance Section

THIS PAGE INTENTIONALLY LEFT BLANK.

GEORGETOWN
TEXAS
more than welcome

1601 South MoPac Expressway, Suite D250
Austin, Texas 78746
512-609-1900

Independent Auditor's Report on Internal Control over Financial Reporting and on Compliance and Other Matters Based on an Audit of Financial Statements Performed In Accordance with *Government Auditing Standards*

To the Honorable Mayor and
Members of the City Council
City of Georgetown, Texas

We have audited, in accordance with the auditing standards generally accepted in the United States of America and the standards applicable to financial audits contained in *Government Auditing Standards* issued by the Comptroller General of the United States, the financial statements of the governmental activities, the business-type activities, the discretely presented component unit, each major fund, and the aggregate remaining fund information of the City of Georgetown, Texas (the City), as of and for the year ended September 30, 2025, and the related notes to the financial statements, which collectively comprise the City's basic financial statements and have issued our report thereon dated February 27, 2026.

Report on Internal Control over Financial Reporting

In planning and performing our audit of the financial statements, we considered the City's internal control over financial reporting (internal control) to determine the audit procedures that are appropriate in the circumstances for the purpose of expressing our opinion on the financial statements, but not for the purpose of expressing an opinion on the effectiveness of the City's internal control. Accordingly, we do not express an opinion on the effectiveness of the City's internal control.

A *deficiency in internal control* exists when the design or operation of a control does not allow management or employees, in the normal course of performing their assigned functions, to prevent, or detect and correct, misstatements on a timely basis. A *material weakness* is a deficiency, or a combination of deficiencies, in internal control such that there is a reasonable possibility that a material misstatement of the entity's financial statements will not be prevented, or detected and corrected, on a timely basis. A *significant deficiency* is a deficiency, or a combination of deficiencies, in internal control that is less severe than a material weakness, yet important enough to merit attention by those charged with governance.

Our consideration of internal control was for the limited purpose described in the first paragraph of this section and was not designed to identify all deficiencies in internal control that might be material weaknesses or significant deficiencies. Given these limitations, during our audit we did not identify any deficiencies in internal control that we consider to be material weaknesses. However, material weaknesses or significant deficiencies may exist that were not identified.

Report on Compliance and Other Matters

As part of obtaining reasonable assurance about whether the City's financial statements are free from material misstatement, we performed tests of its compliance with certain provisions of laws, regulations, contracts, and grant agreements, noncompliance with which could have a direct and material effect on the determination of financial statement amounts. However, providing an opinion on compliance with those provisions was not an objective of our audit and, accordingly, we do not express such an opinion. The results of our tests disclosed no instances of noncompliance or other matters that are required to be reported under *Government Auditing Standards*.

Weaver and Tidwell, L.L.P.

The Honorable Mayor and
Members of the City Council
City of Georgetown, Texas

Purpose of the Report

The purpose of this report is solely to describe the scope of our testing of internal control and compliance and the results of that testing, and not to provide an opinion on the effectiveness of the City's internal control or on compliance. This report is an integral part of an audit performed in accordance with *Government Auditing Standards* in considering the entity's internal control and compliance. Accordingly, this communication is not suitable for any other purpose.

Weaver and Tidwell, L.L.P.

WEAVER AND TIDWELL, L.L.P.

Austin, Texas
February 27, 2026

1601 South MoPac Expressway, Suite D250
Austin, Texas 78746
512-609-1900

Independent Auditor's Report on Compliance for Each Major Federal Program and Report on Internal Control over Compliance Required by the Uniform Guidance

To the Honorable Mayor and
Members of City Council
City of Georgetown, Texas

Report on Compliance for Each Major Federal Program

Opinion on Each Major Federal Program

We have audited the compliance of the City of Georgetown, Texas (the City) with the types of compliance requirements identified as subject to audit in the OMB Compliance Supplement that could have a direct and material effect on each of the City's major federal programs for the year ended September 30, 2025. The City's major federal programs are identified in the summary of auditor's results section of the accompanying schedule of findings and questioned costs.

In our opinion, the City complied, in all material respects, with the compliance requirements referred to above that could have a direct and material effect on each of its major federal programs for the year ended September 30, 2025.

Basis for Opinion on Each Major Federal Program

We conducted our audit of compliance in accordance with auditing standards generally accepted in the United States of America (GAAS); the standards applicable to financial audits contained in *Government Auditing Standards* issued by the Comptroller General of the United States (*Government Auditing Standards*); and the audit requirements of Title 2 U.S. *Code of Federal Regulations* Part 200, *Uniform Administrative Requirements, Cost Principles, and Audit Requirements for Federal Awards* (Uniform Guidance). Our responsibilities under those standards and the Uniform Guidance are further described in the Auditor's Responsibilities for the Audit of Compliance section of our report.

We are required to be independent of the City and to meet our other ethical responsibilities, in accordance with relevant ethical requirements relating to our audit. We believe that the audit evidence we have obtained is sufficient and appropriate to provide a basis for our opinion on compliance for each major federal program. Our audit does not provide a legal determination of the City's compliance with the compliance requirements referred to above.

Responsibilities of Management for Compliance

Management is responsible for compliance with the requirements referred to above and for the design, implementation, and maintenance of effective internal control over compliance with the requirements of laws, statutes, regulations, rules and provisions of contracts or grant agreements applicable to the City's federal programs.

Auditor's Responsibilities for the Audit of Compliance

Our objectives are to obtain reasonable assurance about whether material noncompliance with the compliance requirements referred to above occurred, whether due to fraud or error, and express an opinion on the City's compliance based on our audit. Reasonable assurance is a high level of assurance but is not absolute assurance and therefore is not a guarantee that an audit conducted in accordance with GAAS, *Government Auditing Standards* and the Uniform Guidance will always detect material noncompliance when it exists. The risk of not detecting material noncompliance resulting from fraud is higher than for that resulting from error, as fraud may involve collusion, forgery, intentional omissions, misrepresentations, or the override of internal control. Noncompliance with the compliance requirements referred to above is considered material, if there is a substantial likelihood that, individually or in the aggregate, it would influence the judgment made by a reasonable user of the report on compliance about the City's compliance with the requirements of each major federal program as a whole.

In performing an audit in accordance with GAAS, *Government Auditing Standards* and the Uniform Guidance we:

- Exercise professional judgment and maintain professional skepticism throughout the audit.
- Identify and assess the risks of material noncompliance, whether due to fraud or error, and design and perform audit procedures responsive to those risks. Such procedures include examining, on a test basis, evidence regarding the City's compliance with the compliance requirements referred to above and performing such other procedures as we considered necessary in the circumstances.
- Obtain an understanding of the City's internal control over compliance relevant to the audit in order to design audit procedures that are appropriate in the circumstances and to test and report on internal control over compliance in accordance with the Uniform Guidance, but not for the purpose of expressing an opinion on the effectiveness of the City's internal control over compliance. Accordingly, no such opinion is expressed.

We are required to communicate with those charged with governance regarding, among other matters, the planned scope and timing of the audit and any significant deficiencies and material weaknesses in internal control over compliance that we identified during the audit.

Report on Internal Control Over Compliance

A *deficiency in internal control over compliance* exists when the design or operation of a control over compliance does not allow management or employees, in the normal course of performing their assigned functions, to prevent, or detect and correct, noncompliance with a type of compliance requirement of a federal program on a timely basis. A *material weakness in internal control over compliance* is a deficiency, or a combination of deficiencies, in internal control over compliance, such that there is a reasonable possibility that material noncompliance with a type of compliance requirement of a federal program will not be prevented, or detected and corrected, on a timely basis. A *significant deficiency in internal control over compliance* is a deficiency, or a combination of deficiencies, in internal control over compliance with a type of compliance requirement of a federal program that is less severe than a material weakness in internal control over compliance, yet important enough to merit attention by those charged with governance.

The Honorable Mayor and
Members of the City Council
City of Georgetown, Texas

Our consideration of internal control over compliance was for the limited purpose described in the Auditor's Responsibilities for the Audit of Compliance section above and was not designed to identify all deficiencies in internal control over compliance that might be material weaknesses or significant deficiencies in internal control over compliance. Given these limitations, during our audit we did not identify any deficiencies in internal control over compliance that we consider to be material weaknesses, as defined above. However, material weaknesses or significant deficiencies in internal control over compliance may exist that were not identified.

Our audit was not designed for the purpose of expressing an opinion on the effectiveness of internal control over compliance. Accordingly, no such opinion is expressed.

The purpose of this report on internal control over compliance is solely to describe the scope of our testing of internal control over compliance and the results of that testing based on the requirements of the Uniform Guidance. Accordingly, this report is not suitable for any other purpose.

Weaver and Tidwell, L.L.P.

WEAVER AND TIDWELL, L.L.P.

Austin, Texas
February 27, 2026

City of Georgetown, Texas
Schedule of Expenditures of Federal Awards
Fiscal Year Ended September 30, 2025

FEDERAL GRANTOR / PASS-THROUGH GRANTOR / PROGRAM	Federal Assistance Listing Number	Federal Award Number	Federal Expenditures
U.S. Department of Housing & Urban Development			
Passed through Williamson County			
CDBG Entitlement Grants Cluster:			
Community Development Block Grant (Home Repair FY22)	14.218	B-22-UC-48-0502	$ 67,116
Total Assistance Listing Number 14.218			
Total CDBG Entitlement Grants Cluster			67,116
Total U.S. Department of Housing & Urban Development			67,116
U.S. Department of Justice			
Direct Programs			
Equitable Sharing Program	16.922	TX2460200	7,272
Total U.S. Department of Justice			7,272
Federal Aviation Administration			
Passed through Texas Department of Transportation-Aviation Division			
Airport Pavement Project	20.106	2314GRGTN	49,429
Total Federal Aviation Administration			49,429
U.S. Department of Transportation			
Passed through Texas Department of Transportation			
STEP - Click it of Ticket	20.616		6,983
STEP - Operation Slow Down	20.600		6,270
Ronald Reagan Blvd at CR 245 (AFR)	20.205	CSJ 0914-05-239	28,029
Williams Drive Safety Lighting (AFA)	20.205	CSJ-0914-05-216	66,982
Total Assistance Listing Number 20.205			95,011
Total U.S. Department of Transportation			108,264
U.S. Department of Treasury			
Direct Programs			
COVID-19 - Coronavirus State and Local Fiscal Recovery Funds	21.027		2,685,766
Total U.S. Department of Treasury			2,685,766
Institute of Museum & Library Services			
Texas State Library & Archives Commission			
State Library Program	45.310	LS-256843-OLS-24	37,317
Total Institute of Museum & Library Services			37,317
Federal Emergency Management Agency			
Passed through Texas Department of Public Safety - TDEM			
Wildfire Season 2025	97.036	TX-TFMS-250001	59,761
04JUL Severe Weather	97.036	TX-TFMS-250013	98,241
July Severe Weather/Flood	97.036	FEMA-4879-DR-TX	83,217
Total Assistance Listing Number 97.036			241,219
Total Federal Emergency Management Agency			241,219
Total expenditures of federal awards			$ 3,196,383

City of Georgetown, Texas

Notes to the Schedule of Expenditures of Federal Awards
Fiscal Year Ended September 30, 2025

Note 1. General

The accompanying schedule of expenditures of federal awards presents the activity of all applicable federal awards of the City of Georgetown, Texas (the City). The City's reporting entity is defined in Note 1 to the City's financial statements. Federal awards received directly from federal agencies as well as federal awards passed through other government agencies are included in the respective schedule. The City has not elected to use the 10% de minimis indirect cost rate.

Note 2. Basis of Accounting

The accompanying schedule of expenditures of federal awards is presented using the modified accrual basis of accounting, which is described in Note 1 to the City's financial statements.

Note 3. Relationship to Federal Financial Reports

Grant expenditures reports as of September 30, 2025, which have been submitted to grantor agencies will, in some cases, differ slightly from amounts disclosed herein. The reports prepared for grantor agencies are typically prepared at a later date and often reflect refined estimates of year-end accruals. The reports will agree at termination of the grant, as the discrepancies noted are timing differences.

Note 4. Expenditures Incurred in a Prior Year

The City disclosed amounts in the Schedule for expenditures incurred in a prior year as follows:

Description	Amount
ALN 97.036 - Federal Emergency Management Agency Winter Storm Mara Relief	$ 158,002

City of Georgetown, Texas
Schedule of Findings and Questioned Costs
Fiscal Year Ended September 30, 2025

Section 1. Summary of Auditor's Results

Financial Statements

1.	Type of auditor's report issued	Unmodified
2.	Internal Control over Financial Reporting:	
	a. Material Weakness(es) identified?	No
	b. Significant Deficiency identified that are not considered to be material weaknesses?	No
3.	Noncompliance material to Financial Statements noted?	No

Federal Awards

4.	Internal control over major programs:	
	a. Material Weakness(es) identified?	No
	b. Significant Deficiency(ies) identified that are not considered to be material weaknesses?	No
5.	Type of auditor's report issued on compliance with major programs	Unmodified
6.	Any Audit Findings Disclosed that are Required to be Reported in Accordance with Uniform Guidance § 200.516(a)?	No
7.	Identification of Major Programs	21.027 Coronavirus State and Local Fiscal Recovery Funds
8.	Dollar Threshold Used to Distinguish Between Type A and Type B Federal Programs	$750,000
9.	Auditee Qualified as a Low-Risk Auditee?	Yes

Section 2. Financial Statement Findings

None

Section 3. Schedule of Prior Audit Findings and Questioned Costs

Finding 2024-001

Significant Deficiency in Internal Control over Financial Reporting—Financial Statement Misstatements

Current Status
The City reviewed its internal controls regarding billing of Contribution in Aid of Construction (CIAC) revenues and implemented new procedures and resolved this internal control deficiency in the current fiscal year.

City of Georgetown, Texas
City Council
March 10, 2026

SUBJECT:
Executive Session 03.10.2026

SUGGESTED ACTION:
Sec. 551.071: Consultation with Attorney
Advice from attorney about pending or contemplated litigation and other matters on which the attorney has a duty to advise the City Council, including agenda items.
- Litigation Update
- Long-term Water Supply Contracts
- Austin Avenue Bridges
- Rotary Club Peace Pole Project

Sec.551.072: Deliberations about Real Property
- 8th and Forrest
- 9th and Main
- Parkland lease at SE Inner Loop and Southwestern Blvd
- SH29 and Summercrest Blvd
- Deliberations regarding the purchase and value of a 29.156-acre Tract of land situated in Williamson County, Texas, such property being locally known as 350 Serenada Drive, Georgetown, Texas 78628
- Deliberations regarding the purchase and value of two parcels of real property situated in Williamson County, Texas, such parcels being locally known as 5601 Williams Drive, Georgetown, Texas 78633; and 5631 Williams Drive, Georgetown, Texas 78633

Sec. 551.087: Deliberation Regarding Economic Development Negotiations
- Project Aurora

Sec. 551.074: Personnel Matters
- Municipal Judge and City Secretary

ITEM SUMMARY:

FINANCIAL IMPACT:

SUBMITTED BY:
Robyn Densmore, City Secretary

ATTACHMENTS:

N/A

City of Georgetown, Texas
City Council
March 10, 2026

SUBJECT:
Call to Order 03.10.2026

SUGGESTED ACTION:
Pledge of Allegiance
Recognitions
Actions out of Executive Session

ITEM SUMMARY:

FINANCIAL IMPACT:

SUBMITTED BY:
Robyn Densmore, City Secretary

ATTACHMENTS:

N/A

City of Georgetown, Texas
City Council
March 10, 2026

SUBJECT:
Public Wishing to Address 03.10.2026

SUGGESTED ACTION:
- Rob Dyer with the Georgetown Project would like to address the Council regarding the Youth Voices Summit and the Results Report to the City of Georgetown and GISD.
- Veronica Jones with the Georgetown Project would like to address the Council regarding the Youth Voices Summit.
- Jane Lowe with the Georgetown Project would like to address the Council regarding the Youth Voices Summit and the Results Report to the City of Georgetown and GISD.

ITEM SUMMARY:

FINANCIAL IMPACT:

SUBMITTED BY:
Robyn Densmore, City Secretary

ATTACHMENTS:

N/A

City of Georgetown, Texas
City Council
March 10, 2026

SUBJECT:
City Council Minutes 02.24.2026

SUGGESTED ACTION:
Consideration and possible action to approve the minutes of the City Council meeting held on February 24, 2026 -- Robyn Densmore, City Secretary

ITEM SUMMARY:

FINANCIAL IMPACT:

SUBMITTED BY:
Robyn Densmore, City Secretary

ATTACHMENTS:
City Council Minutes 02.24.2026.pdf

Minutes of the City Council
City of Georgetown, Texas
Tuesday, February 24, 2026

The Georgetown City Council met on Tuesday, February 24, 2026 at 2:00 PM at Council and Court Building, 510 W. 9th Street.

The City of Georgetown is committed to compliance with the Americans with Disabilities Act (ADA). If you require assistance in participating at a public meeting due to a disability, as defined under the ADA, reasonable assistance, adaptations, or accommodations will be provided upon request. Please contact the City Secretary's Office, at least three (3) days prior to the scheduled meeting date, at (512) 930-3652 or City Hall at 808 Martin Luther King, Jr Street for additional information; TTY users route through Relay Texas at 711.

The following Members were in attendance: Amanda Parr, Kevin Pitts, Ben Butler, Ben Stewart, Jake French, Josh Schroeder, and Shawn Hood. Councilmember Ron Garland was absent.

1. Policy Development and Discussion - Workshop

Mayor Schroeder called the meeting to order at 2:01 p.m.

1.A **Austin Avenue Corridor and Downtown Conversion**
Presentation, discussion, and possible direction regarding Austin Avenue Improvements and Downtown Conversion schematic design -- Lua Saluone, P.E., Transportation Manager

Saluone introduced the item. Trey Sutton with KPA Engineers explained a video that was shown with potential mock-ups of the proposed changes. Sutton presented and reviewed the following: previous phase corridor study; current phase preliminary schematic; engagement opportunities; public engagement opportunities and what was heard; modeling efforts overview; summary of modeling efforts; Austin Avenue schematic from 2nd to the 5th streets; Austin Avenue schematic from 18th to the end; University Avenue schematic; volume and redistributions for Austin Avenue and University; Downtown Square schematic; next steps; and needed Council feedback.

General discussion among Council, staff, and consultant regarding raised medians; locations and types of signals for pedestrian crossings; location of non-raised medians; addressing concerns of nearby residents that would be impacted by changes; cost of projects; traffic grade improvement could be higher; signaling; potential future funding for improvements for businesses; possibility of a future Downtown PID; curb cuts; reduction in number of downtown parking spots; and possible location for loading and unloading zones.

The Council then took public comment on the item. Cindy Locke addressed the Council regarding her appreciation for the concerns raised by citizens being addressed. Bill Locke signed up but did not speak. Joe Roach addressed the Council regarding the location of pedestrian crossings and lighting on Church Street. Steve Mayer addressed the Council regarding the removal of the light on Church Street, and the impact of east and west-bound streets. Liz Weaver, with time from Ron Weaver, addressed the Council regarding improvements for vehicles, but continued concerns for pedestrian traffic. Sharon Reese

addressed the Council regarding the possible location of traffic signals to account for the safety of both drivers and pedestrians.

General discussion among Council and staff regarding water drainage issues that will be improved with the overall street improvement related to the project, and relocation of parking.

1.B **UDC Project Public Notice and Adoption Timeline**
Presentation and discussion regarding the format and content of mailed notice for UDC adoption and the timeline of meetings and adoption hearings -- Kelly Trietsch, Chief Development Officer, and Zane Brown, Development Support Manager

Trietsch introduced the item. Brown presented and reviewed the following: needed Council feedback; notice communication; social media; FAQs; questions; website layout; askGTX; notice communication flowchart; mailed notice previous proposal; previous feedback; survey data; updated postcard for mailed notice; letter option for the notice; immediate adoption timeline; and a possible extended testing timeline.

General discussion among Council and staff, including Skye Masson, City Attorney, regarding the Council's support for the newly proposed postcard; concerns for increased costs related to mailing the notice; timing of testing period, mailing of notice, and joint workshop; remaining work needed to be completed on the UDC; and for staff to provide clarification on who should attend the public hearings.

Mayor Schroeder called for a break at 3:50 p.m. and resumed the meeting at 4:05 p.m.

1.C **Biennial Resident Survey Results**
Presentation and discussion regarding results of the biennial resident satisfaction survey -- Jessica Clarke, Assistant to the City Manager

Clarke introduced the item. Ryan Murray with ETC Institute presented and reviewed the following: ETC's mission and background; survey purpose and methodology; demographic representation; results at a glance; perceptions; ranking of reasons for living in Georgetown; satisfaction with the quality of life in Georgetown; rating of Georgetown as a place to live; satisfaction with perceptions of the City; overall quality of life in Georgetown; perceptions of safety; national and regional benchmarking; satisfaction with City Services compared to Texas and national averages; satisfaction with perceptions of the City compared to Texas and national averages; U.S. benchmarking; Texas benchmarking; opportunities; City services that should receive the most emphasis over the next two years; importance-satisfaction rating of major categories of City services; flow of traffic on City streets; effectiveness of City economic development efforts; quality of water services; maintenance of City streets and sidewalks; importance-satisfaction rating for public safety services, maintenance and environmental services, and parks and recreation; satisfaction with public communications compared to Texas and national averages; interaction with the City's website; customer service; customer service behaviors displayed by City staff; summary; and conclusion.

General discussion among Council, staff, including David Morgan, City Manager, and consultant regarding what the public considers when they think of economic development,

street maintenance, sidewalk maintenance, the number of responses received is positive, and overall positive results of the survey.

Mayor Schroeder recessed into Executive Session at 4:53 p.m.

2. Executive Session

In compliance with the Open Meetings Act, Chapter 551, Texas Government Code, Vernon's Codes, Annotated, the items listed below will be discussed in closed session and are subject to action in the regular session.

2.A **Executive Session 02.24.2026**

Sec. 551.071: Consultation with Attorney

Advice from the attorney about pending or contemplated litigation and other matters on which the attorney has a duty to advise the City Council, including agenda items.

- Litigation Update
- Long-term Water Supply Contracts
- Emergency Service District #7

Sec. 551.072: Deliberations about Real Property

- SH 29 and Summercrest Blvd
- SH 29 and Austin Ave
- 9th and Main
- Parkland lease at SE Inner Loop and Southwestern Blvd

3. Public Wishing to Address Council

On a subject that is posted on this agenda: Please fill out a speaker registration form which can be found on the table at the entrance to the Council Chamber. Clearly print your name and the letter of the item on which you wish to speak and present it to the City Secretary on the dais, prior to the start of the meeting. You will be called forward to speak when the Council considers that item. Only persons who have delivered the speaker form prior to the meeting being called to order may speak. Speakers will be allowed up to three minutes to speak. If you wish to speak for six minutes, it is permissible to use another requestor's granted time to speak. No more than six minutes for a speaker may be granted. The requestor granting time to another speaker must also submit a form and be present at the meeting.

On a subject not posted on the agenda: An individual may address the Council at a regular City Council meeting by contacting the City Secretary no later than noon on the Wednesday prior to the Tuesday meeting, with the individual's name and a brief description of the subject to be addressed. Only those persons who have submitted a timely request will be allowed to speak. Speakers will be given up to three minutes to address the City Council. The City Secretary can be reached at (512) 931-7715 or cs@georgetown.org.

3.A **Public Wishing to Address 02.24.2026**

At the time of posting no one had signed up to speak.

4. Regular Session - This portion of the meeting will begin no earlier than 6:00 pm.

Mayor Schroeder called the meeting to order at 6:06 p.m.

4.A **Call to Order 02.24.2026**
- Pledge of Allegiance
- Recognitions
- Action out of Executive Session

5. Statutory Consent Agenda

The Statutory Consent Agenda includes non-controversial and routine items which may be acted upon with one single vote. An item may be pulled from the Consent Agenda in order to be discussed and acted upon individually as part of the Regular Agenda.

Moved by Kevin Pitts; seconded by Shawn Hood to Approve as presented.
Motion Approved: 6 - 0
Voting For: Amanda Parr, Kevin Pitts, Ben Butler, Ben Stewart, Jake French, and Shawn Hood
Voting Against: None

5.A **City Council Minutes 02.10.2026**
Consideration and possible action to approve the minutes of the City Council meeting held on February 10, 2026 -- Robyn Densmore, City Secretary

5.B **Resolution - Cancelling the May 2, 2026, General Election for District 2 and Mayor**
Consideration and possible action to approve a Resolution cancelling the May 2, 2026, General Election for District 2 and Mayor -- Robyn Densmore, City Secretary

5.C **Resolution - ETJ Disannexation - McDaniel - 1.002 Acres**
Consideration and possible action to approve a Resolution to confirm the disannexation of approximately 1.002 acres of land from the City of Georgetown's Extraterritorial Jurisdiction (ETJ), identified as Williamson County Appraisal District Parcel R041132 and owned by Derek and Julie McDaniel -- Michael Charles, Real Estate Services Coordinator

5.D **Resolution - ETJ Disannexation - Georgetown Heavens, LLC - 62.684 Acres**
Consideration and possible action to approve a Resolution to confirm the disannexation of approximately 62.684 acres of land from the City of Georgetown's Extraterritorial Jurisdiction (ETJ), identified as Williamson County Appraisal District Parcels R039723 and R039781and owned by Georgetown Heavens, LLC -- Michael Charles, Real Estate Services Coordinator

5.E **Resolution - Notice of Intent to Issue Certificates of Obligation**
Consideration and possible approval of a resolution authorizing the publication of notice of intention to issue City of Georgetown, Texas combination tax and revenue certificates of obligation; authorizing the preparation of offering documents by Specialized Public Finance Inc and other matters related thereto -- Nathan Parras, Assistant Chief Financial Officer

5.F **Airport Facility Lease with Bruce Wilkie**
Consideration and possible action to approve an airport facility lease between Bruce Wilkie and the City of Georgetown -- Matthew Sommerfeld, Airport Manager and Eric Johnson, Public Works Director

5.G **Airport Facility Lease with Wood Aviation Inc.**
Consideration and possible action to approve an airport facility lease between Wood Aviation Inc and the City of Georgetown – Matthew Sommerfeld, Airport Manager, and Eric Johnson, Public Works Director

5.H **Airport Facility Lease with Thomas Raveney**
Consideration and possible action to approve an airport facility lease between Thomas Raveney and the City of Georgetown -- Matthew Sommerfeld, Airport Manager, and Eric Johnson, Public Works Director

5.I **Residential Energy Audit Contract - Lone Star**
Consideration and possible action to approve an annual agreement with Lone Star Energy Efficiency to conduct residential energy audits on behalf of the City for an annual amount not to exceed $150,000.00 and to authorize the City Manager to execute renewals of the agreement for one additional year term under the same terms and conditions for a total 2 year contract not to exceed $300,000.00 -- Jack Daly, Chief Business Officer - Electric

5.J **Georgetown Electric Utility Pre-Apprentice Lineworker Trade School Scholarship**
Consideration and possible action to adopt the Pre-Apprentice Lineworker Trade School Scholarship Program Policy -- Danny Potter, Electric Safety and Employee Development Program Manager

5.K **Cintas Uniform Lease Agreement**
Consideration and possible action to approve a service agreement with Cintas for the lease of uniform apparel utilizing Omnia Partners Contract #001299 with an initial one year term for an amount not to exceed $80,000.00 and to authorize the City Manager to execute renewals for up to four additional one-year terms -- Isaac Conde, Water Operations Supervisor, and Chelsea Solomon, PE, Water Utility Director

5.L **Purchase of (4) Four Bucket Trucks and a Line Tensioner from Altec Industries**
Consideration and possible action to approve the purchase of (4) four bucket trucks and a trailer mounted line tensioner from Altec Industries under Sourcewell Contract number 110421-ALT for an amount not to exceed $1,277,871.00 -- Scott Parker, Fleet Services Manager

5.M **Purchase of a Mini Excavator and attachments from Holt Caterpillar**
Consideration and possible action to approve the purchase of a Caterpillar 308 compact excavator with attachments under Sourcewell Contract number 011723-CAT from Holt Caterpillar for an amount not to exceed $164,203.00 -- Scott Parker, Fleet Services Manager

5.N **Purchase of Morning Pride Firefighter Personal Protective Clothing through Delta Industrial Service Supply**
Consideration and possible action to approve the purchase of Morning Pride Firefighter Protective Clothing through Delta Industrial Service and Supply, using the HGAC EE11-24 cooperative contract in an amount not to exceed $200,000.00 -- John Sullivan, Fire Chief

5.O **Agreement for Financial Advisory Services with Specialized Public Finance Inc.**
Consideration and possible action to approve a contract between the City of Georgetown and Specialized Public Finance Inc. for Financial Advisory Services, and to authorize the City Manager to execute renewals of the agreement for up to four additional one-year terms with the same terms and conditions -- Nathan Parras, Assistant Chief Financial Officer

5.P **Annual Maintenance and Repair for Outdoor Warning Siren Systems with Omniwarn, LLC**
Consideration and possible action to approve an agreement with Omniwarn, LLC for annual maintenance and repair services for outdoor warning siren systems, for an amount

not to exceed $50,000.00 annually, and to authorize the City Manager to execute renewals of the agreement for up to four additional one-year terms with the same terms and conditions for a total not to exceed $250,000.00 -- Christy Rogers, Emergency Management Coordinator

5.Q **Wastewater Transport Amendment to Renewal #3**
Consideration and possible action to approve an amendment to Renewal #3 with Wastewater Transport for sludge hauling and disposal to increase the not-to-exceed amount from $1,000,000.00 to $1,166,976.57 -- Chelsea Solomon, PE, Water Utility Director

5.R **Third Amendment to the Major Wastewater Line Construction and Cost Reimbursement Agreement for the Junction at 1460**
Consideration and possible action to approve a Third Amendment to the Major Wastewater Line Construction and Cost Reimbursement Agreement for the Junction at 1460, LLC -- Wesley Wright, PE, Systems Engineering Director

5.S **Resolution - 2025-2-ANX - Old FM 1460**
Consideration and possible action to approve a Resolution to begin the annexation proceedings for approximately 6.351 acres of Right- Of-Way for Old FM 1460 currently in the Extraterritorial Jurisdiction (2025-2-ANX) -- Ryan Clark, AICP, Planning Manager

5.T **Resolution - 2026-2-ANX - Cedar Breaks Road**
Consideration and possible action to approve a Resolution to begin the annexation proceedings for approximately 2.098 acres of Right-Of-Way for Cedar Breaks Road currently in the Extraterritorial Jurisdiction (2026-2-ANX) -- Ryan Clark, AICP, Planning Manager

6. Legislative Regular Agenda

6.A **First Reading - 2025-4-ANX - 2200 Shell Road**
Public Hearing and First Reading of an Ordinance on a request for a Zoning Map Amendment to zone, upon annexation, approximately 28.93 acres in the Robert Williams Survey, Abstract 524, as the Planned Unit Development (PUD) zoning district, with portions of Right-Of-Way for Shell Road and Shell Spur, for the property generally located at 2200 Shell Road, Georgetown, Texas (2025-4-ANX) -- Ryan Clark, AICP, Long Range and Neighborhood Planning Manager

Moved by Kevin Pitts; seconded by Shawn Hood to Postpone to Date Certain of the March 24,2026, Council meeting.
Motion Approved: 6- 0
Voting For: Amanda Parr, Kevin Pitts, Ben Butler, Ben Stewart, Jake French, and Shawn Hood
Voting Against: None

6.B **First Reading - 2025-12-ANX - 2200 Shell Road**
Public Hearing and First Reading of an Ordinance on a request for a Zoning Map Amendment to zone, upon annexation, approximately 14.20 acres in the Robert Williams Survey, Abstract 524, as the Planned Unit Development (PUD) zoning district, with portions of Right-Of-Way for Shell Road and Shell Spur, for the property generally located at 2200 Shell Road, Georgetown, Texas (2025-12-ANX) -- Ryan Clark, AICP, Long Range and Neighborhood Planning Manager

Moved by Kevin Pitts; seconded by Jake French to Postpone to Date Certain of the March 24, 2026, Council meeting.
Motion Approved: 6- 0
Voting For: Amanda Parr, Kevin Pitts, Ben Butler, Ben Stewart, Jake French, and Shawn Hood
Voting Against: None

Adjournment

Mayor Schroeder adjourned the meeting at 6:08 p.m.

These minutes were approved at the meeting of _____.

_____ _____
Mayor Attest

City of Georgetown, Texas
City Council
March 10, 2026

SUBJECT:
Resolution - Adoption of the Updated ADA Transition Plan

SUGGESTED ACTION:
Consideration and possible action to adopt the updated Americans with Disabilities Act Transition Plan -- Lua Saluone, PE, ADA Coordinator

ITEM SUMMARY:
The Americans with Disabilities Act (ADA) provides comprehensive rights and protections for individuals with disabilities Title II of the ADA requires state and local governments make their programs and services accessible to persons with disabilities.

On March 25, 2014, the City Council passed Resolution No. 032514-L adopting an ADA Transition Plan for the City of Georgetown. Since that time, the City has worked to implement the 2016 ADA Transition Plan recommendations.

This 2026 ADA Self-Evaluation and Transition Plan (hereafter the "This Plan") outlines the City's progress to implement the 2016 ADA Transition Plan and includes additional recommendations to ensure City programs continue to be accessible.

Through this Plan, the City is focused on program access to ensure pedestrian infrastructure and other facilities, programs, and services available to the public comply with state and federal accessibility standards.

This Plan identifies physical changes to facilities necessary to achieve "program access." This Plan is a guide that helps the City prioritize accessible elements in our transportation system, parks, facilities, public meetings, websites, digital applications, and other public services to ensure people with disabilities have access.

The City of Georgetown is committed to compliance with the Americans with Disabilities Act (ADA). If you need information in an alternative format or require assistance to participate in a meeting, program, service, or activity, due to a disability, as defined under the ADA, reasonable assistance, adaptations, or accommodations will be provided upon request. Please contact Lua Saluone, the City's ADA Coordinator, at ada@georgetowntexas.gov or 512-930-6574 for additional information; TTY users route through Relay Texas at 711.

FINANCIAL IMPACT:
Plan includes FY26-2031 budget considerations that will be considered during the annual budget process

SUBMITTED BY:
Nathaniel Waggoner, Systems Engineering

ATTACHMENTS:
Resolution
ADA Transition Plan Georgetown (2026)

RESOLUTION NO. _____

A RESOLUTION OF THE CITY COUNCIL OF THE CITY OF GEORGETOWN, TEXAS, ADOPTING THE UPDATED AMERICANS WITH DISABILITIES ACT TRANSITION PLAN; REPEALING CONFLICTING RESOLUTIONS; INCLUDING A SEVERABILITY CLAUSE; AND ESTABLISHING AN EFFECTIVE DATE.

WHEREAS, the Americans with Disabilities Act (ADA) provides comprehensive rights and protections for individuals with disabilities; and

WHEREAS, Title II of the ADA requires state and local governments make their programs and services accessible to persons with disabilities; and

WHEREAS, on March 25, 2014, the City Council passed Resolution No. 032514-L adopting an ADA Transition Plan for the City of Georgetown; and

WHEREAS, since 2016, the City has worked to implement the 2016 ADA Transition Plan recommendations;

WHEREAS, this 2026 ADA Self-Evaluation and Transition Plan (hereafter the "Updated ADA Transition Plan") outlines the City's progress to implement the 2016 ADA Transition Plan and includes additional recommendations to ensure City programs continue to be accessible; and

WHEREAS, the City Council finds that adopting the Updated ADA Transition Plan will be in the best interest of the public, as set out herein.

NOW THEREFORE BE IT RESOLVED BY THE CITY COUNCIL OF THE CITY OF GEORGETOWN, TEXAS:

Section 1. The meeting at which this resolution was approved was conducted in compliance with the Texas Open Meetings Act, Texas Government Code, Chapter 551.

Section 2. The facts and recitations contained in the preamble of this resolution are hereby found and declared to be true and correct and are incorporated by reference herein and expressly made a part hereof, as if copied verbatim.

Section 3. The Updated ADA Transition Plan attached hereto as Exhibit A is hereby adopted.

Section 4. All resolutions that conflict with the provisions of this resolution are hereby repealed, and all other resolutions of the City not in conflict with the provisions of this resolution shall remain in full force and effect.

Section 5. If any provision of this resolution, or application thereof, to any person or circumstance, shall be held invalid, such invalidity shall not affect the other provisions, or application thereof, of this resolution, which can be given effect without the invalid provision or application, and to this end the provisions of this resolution are hereby declared to be severable.

Section 6. The Mayor is hereby authorized to sign this resolution and the City Secretary to attest. This resolution shall become effective and be in full force and effect immediately in accordance with the provisions of the City Charter of the City of Georgetown.

PASSED AND APPROVED on the 10th of March, 2026.

ATTEST:

_____
Robyn Densmore, City Secretary

THE CITY OF GEORGETOWN:

_____
Josh Schroeder, Mayor

APPROVED AS TO FORM:

_____
Skye Masson, City Attorney

City of Georgetown, Texas

ADA Self-Evaluation and Transition Plan

March 2026

GEORGETOWN
TEXAS
more than welcome

Acknowledgements

The ADA Transition Plan represents a commitment to ensuring that City programs, services, facilities, and digital resources are accessible to all residents, visitors, and employees.

The development of this Transition Plan was made possible through the collaboration and contributions of City leadership, staff, community members, and partner organizations. The City acknowledges and appreciates the time, expertise, and feedback provided throughout this process.

City Council

Josh Schroeder, Mayor

Amanda Parr, District 1

Shawn Hood, District 2

Ben Butler, District 3

Ron Garland, District 4

Kevin Pitts, District 5

Jake French, District 6

Ben Stewart, District 7

Consultant Team

ACCESS INNOVATION PARTNERS
ACCESSIBILITY REIMAGINED

ACCESS by DESIGN
ACCESSIBILITY CONSULTANTS

Project Management Team

Lua Saluone, P.E., ADA Coordinator

Nat Waggoner, PMP, AICP, Transportation Coordinator

Shawn Gunnin, Administrative Asst.

ADA Working Group Liaisons

Public Participants

Thank you to the residents, employees, business owners, and community members who shared feedback, experiences, and concerns related to accessibility within the City. Public input played a vital role, and will continue to, in shaping the recommendations included in this ADA Transition Plan.

Contents

1. Executive Summary 1

2. Introduction & Background 3

2.1 City Commitment & Progress 4

3. ADA Requirements Explained 5

3.1 The ADA and Title II 5

3.2 ADA Self-Evaluation and Transition Plan Requirements 7

3.3 ADA and Its Relationship to Other Laws 8

3.4 Digital Accessibility Requirements 9

3.5 Program Access 10

3.6 Undue Burden 11

4. City ADA Policies and Procedures 12

4.1 ADA Title II & Section 504 Written Assurance 12

4.2 ADA Policy and Notice 13

4.3 ADA Nondiscrimination Statement 15

4.4 ADA Grievance Procedure 15

4.5 Effective Communication 18

4.6 ADA Coordinator 18

4.7 City Use of Accessibility Standards 19

4.8 ADA Working Group 20

5. ADA Transition Plan Progress 21

5.1 Parks and Facilities 21

5.2 Public Right-of-Way 22

6. Current Self-Evaluation Results 22

6.1 Overview 22
6.2 Programs, Policies, and Activity Review 23
6.3 Physical Assets Approach & Findings 24
6.3.1 Parks & Facilities 24
6.3.2 Pedestrian Facilities / Public Rights-of-Way 31
6.3.3 Digital Assets 33
7. ADA Transition Plan 37
7.1 Overview 37
7.2 Public Outreach 38
7.3 Cost Estimates 40
7.4 Implementation Plan 42
7.4.1 Parks & Facilities Programming 43
7.4.2 Right-of-Way Programming 46
7.4.3 Digital Programming 49
8. Monitoring and Collaboration 51
Appendices 52
Appendix A – Self Evaluation Report Samples 53
A1. Parks & Facilities Report Samples 53
A2. Public Right-of-Way Report Sample 56
A3. Digital Report Sample 58
Appendix B – Grievance Form 60
Appendix C – Public Outreach 63
Appendix D - ADA Title II & Section 504 Written Assurance 68
Appendix E - ADA Nondiscrimination Statement 69

1. Executive Summary

The City of Georgetown's 2026 ADA Self-Evaluation and Transition Plan documents the City's continued commitment to providing accessible programs, services, activities, facilities, public rights-of-way, and digital resources in compliance with Title II of the Americans with Disabilities Act (ADA) and related federal and state requirements. This update serves as the City's official successor to the 2016 ADA Transition Plan and reflects changes in the City's physical environment, operations, technology, and community needs over the past decade.

In 2025, the City completed a comprehensive ADA self-evaluation that examined City programs and policies, select public facilities and parks, portions of the public right-of-way, and high-use digital assets, including websites and applications – all updates to the self-evaluation data set since 2016. The evaluation process combined technical assessments with staff input and public participation to identify barriers to access and opportunities for improvement. This approach supports the ADA's program access framework, which evaluates accessibility based on whether programs and services, when viewed in their entirety, are accessible to individuals with disabilities.

The updated self-evaluation reviewed 21 facilities, 15 parks, four trails, targeted right-of-way areas to complement prior data collections and plans, 11 webpages, and 17 digital applications. Common accessibility issues were identified across physical and digital environments, including barriers related to parking and exterior routes, access to amenities, restroom features, pedestrian infrastructure, and digital content usability. Findings were prioritized based on their impact on access, with higher priority given to barriers that limit entry to facilities, participation in services, or independent use of City resources.

This Transition Plan outlines a practical, phased strategy for addressing identified barriers over time. It establishes prioritization criteria, planning-level cost estimates, and a multi-year implementation framework that integrates accessibility improvements into existing capital projects, operating budgets, maintenance programs, and digital workflows. Planning-level cost estimates for parks and facilities range from approximately $989,000 to $1.33 million, with additional investments anticipated through coordinated right-of-way and capital improvement projects. Digital accessibility improvements will be addressed through a combination of internal updates and coordination with third-party vendors, recognizing evolving federal requirements and technological constraints.

Public outreach was a key component of the planning process. The City conducted accessible outreach activities, including a virtual public presentation and a public comment period, and engaged local disability advocacy organizations and community partners. Feedback received helped inform priorities and reinforce the importance of addressing both technical compliance and real-world usability.

The ADA Transition Plan is intended to function as a living document. The City will continue to monitor conditions, respond to accommodation requests, update policies and procedures, and coordinate across departments and with external agencies to improve accessibility over time. Through this Plan, the City of Georgetown affirms its commitment to equity, transparency, and continuous improvement in ensuring that residents and visitors with disabilities can fully participate in and benefit from City programs, services, and activities.

2. Introduction & Background

The Americans with Disabilities Act (ADA) is a federal law that protects the civil rights of people with disabilities and ensures they can use and benefit from public programs, services, and facilities. For the City of Georgetown, this means providing accessible sidewalks, buildings, parks, and other public spaces and resources that people use every day. It also includes ensuring the City's websites and digital information are accessible, and that clear policies and procedures are in place to respond to accommodation requests and address accessibility concerns.

Developing an ADA Self-Evaluation and ADA Transition Plan (Plan) is a requirement for public agencies according to Title II of the ADA. Federal and state oversight agencies provide general guidance to local governments regarding the need for periodic updates to city ADA Transition Plans due to changing environments, growth, and technological advancements. Cities must monitor and track their activities and programs to ensure compliance with the ADA. Updating the ADA Self-Evaluation and Transition Plan helps the City continuously review and improve the accessibility of its public spaces, services, and digital resources as they change. The process of developing and maintaining Plan updates over time allows the City to identify new programs or activities, review changing physical and digital conditions, update policies, procedures, or training to continue to promote improved access for people living with disabilities.

This report discusses the City's previous efforts, latest findings, and planned future efforts for accessibility-related improvements for the City of Georgetown. The report also provides technical information regarding the City's obligations and planning-level commitments for future improvements.

2.1 City Commitment & Progress

The City of Georgetown is committed to ensuring that its programs, services, and activities are accessible to people with disabilities. The City conducted ADA evaluations and formally adopted an ADA Transition Plan in 2016. Since that time, Georgetown has taken steps to improve accessibility across public facilities, pedestrian infrastructure, and City operations. Many accessibility improvements were completed as part of other City initiatives, such as street and sidewalk projects, facility upgrades, and technology updates.

While this updated report focuses on current conditions and future actions, it is important to recognize progress made to advance accessibility. Examples of past improvements and ongoing efforts are noted throughout to provide context and reflect how accessibility has been incorporated into City activities. Highlights of progress since the last adopted Plan are outlined in Section 5.

This report functions as an official update to the City's last ADA Transition Plan of 2016. Since then, Georgetown has grown and continues to invest in infrastructure, programs, technology, and long-range planning.

This updated ADA Self-Evaluation and Transition Plan 2026 communicates the City's continued commitment to accessible programs and ensures that the Plan reflects current conditions and priority needs of people living with disabilities.

3. ADA Requirements Explained

3.1 The ADA and Title II

The Americans with Disabilities Act (ADA) is a civil rights law prohibiting discrimination against individuals on the basis of disability. It was enacted on July 26, 1990, and was amended in 2008 with the ADA Amendments Act. The ADA consists of five titles outlining protections in the following areas:

I. Employment
II. **State and local government services**
III. Public accommodations
IV. Telecommunications
V. Miscellaneous Provisions

Title II of the ADA pertains to the programs, activities and services provided by public entities. The City of Georgetown (the City) must comply with this section of the Act, which specifically applies to public service agencies. *Title II of ADA states that "no qualified individual with a disability shall, by reason of such disability, be excluded from participation in or be denied the benefits of the services, programs, or activities of a public entity, or be subjected to discrimination by any such entity."* 42 U.S.C § 12132.

Other Title II requirements include, but are not limited to:

- Must operate their programs so that, when viewed in their entirety, the programs are accessible to and useable by individuals with disabilities [28 CFR Sec. 35.150].
- May not refuse to allow a person with a disability to participate in a service, program, or activity simply because the person has a disability [28 CFR Sec. 35.130 (a)].

- Must make reasonable modifications in policies, practices, and procedures that deny equal access to individuals with disabilities unless a fundamental alteration in the program would result [28 CFR Sec. 35.130(b)(7)].
- May not provide services or benefits to individuals with disabilities through programs that are separate or different unless the separate or different measures are necessary to ensure that benefits and services are equally effective [28 CFR Sec. 35.130(b)(iv) & (d)].
- Must take appropriate steps to ensure that communications with applicants, participants, and members of the public with disabilities are as effective as communications with others [29 CFR Sec. 35.160(a)].
- Must designate at least one responsible employee to coordinate ADA compliance, referred to as the ADA Coordinator [28 CFR Sec. 35.107(a)]. The public entity must provide the ADA Coordinator's name, office address, and telephone number to all interested individuals [28 CFR Sec. 35.107(a)].
- Must provide notice of ADA requirements. All public entities, regardless of size, must provide information about the rights and protections of Title II to applicants, participants, beneficiaries, employees, and other interested persons [28 CFR Sec. 35.106].
- Must establish a grievance procedure. Public entities must adopt and publish grievance procedures providing for prompt and equitable resolution of complaints [28 CFR Sec. 35.107(b)]. This requirement provides for a timely resolution of all problems or conflicts related to ADA compliance before they escalate to litigation and/or the federal complaint process. The procedures must include the identification of the employee serving as the ADA Coordinator and must provide this information on an ongoing basis [28 CFR Sec. 35.107(a)].

3.2 ADA Self-Evaluation and Transition Plan Requirements

Title II of the ADA also requires the City to conduct a self-evaluation of its services, programs, and activities (28 CFR Part 35 Sec. 35.105 and Sec. 35.150). The City has already conducted phases of self-evaluation reflected in both past and current ADA Transition Plans. Oversight agencies encourage updates to public agency ADA Self-Evaluation and Transition Plans as a best practice, recognizing that conditions change over time.

Together, the Self-Evaluation and Transition Plan provide a structured approach for assessing current conditions, documenting compliance efforts, and planning accessibility improvements in a manner that is consistent with federal requirements.

At a high level, the ADA regulations require a public agency to complete the following actions as part of a Self-Evaluation and Transition Plan.

The **ADA Self-Evaluation** (28 CFR Sec. 35.105):

- **Evaluate current services, policies, and practices** to determine whether they meet ADA Title II requirements and identify areas that may limit access for individuals with disabilities.
- **Provide an opportunity for public participation**, including individuals with disabilities and organizations that represent individuals with disabilities, by allowing interested people to submit comments during the Self-Evaluation process.
- **Maintain documentation of the Self-Evaluation**, including:
    - A list of individuals and organizations consulted,
    - A description of the areas examined and issues identified, and
    - A description of any modifications made as a result of the evaluation.

The **ADA Transition Plan** (28 CFR Sec. 35.150):

- **Identify physical barriers** in public facilities that limit access to programs, services, or activities for individuals with disabilities.
- **Describe the methods** that will be used to remove barriers and make facilities accessible.
- **Establish a schedule for implementation.**
- **Designate the official responsible** for implementing the Transition Plan.
- **Provide opportunities for public input,** including from individuals with disabilities and disability advocacy organizations, during development of the Transition Plan.
- **Make the Transition Plan available for public inspection.**

3.3 ADA and Its Relationship to Other Laws

Title II of ADA is companion legislation to two previous federal statutes and regulations: the Architectural Barriers Act (ABA) of 1968 and Section 504 of the Rehabilitation Act of 1973. The three laws work in collaboration and are still active today.

The Architectural Barriers Act of 1968 is a Federal law that requires facilities designed, built, altered or leased with Federal funds to be accessible. The Architectural Barriers Act marks one of the first efforts to ensure access to the built environment.

Section 504 of the Rehabilitation Act of 1973 is a Federal law that protects qualified individuals from discrimination based on their disability. The nondiscrimination requirements of the law apply to employers and organizations that receive financial assistance from any Federal department or agency. Title II of ADA extended this coverage to all state and local government entities, regardless of whether they receive federal.

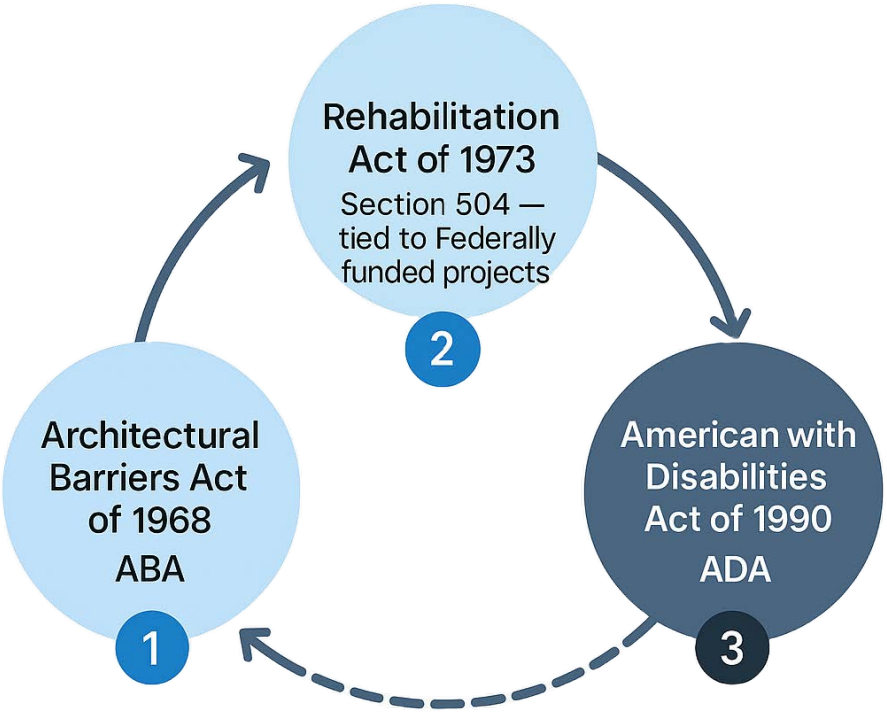

3.4 Digital Accessibility Requirements

In addition to physical and programmatic access, Title II of the ADA also applies to digital services and information provided by public agencies. On April 24, 2024, the U.S. Department of Justice (DOJ) issued its final rule clarifying that state and local governments must ensure that their websites, mobile applications, and other digital content are accessible to people with disabilities.

For the City of Georgetown, this means that online information and services such as City websites, online forms, applications, maps, documents, and other digital tools must be usable by individuals who rely on assistive technologies. Digital accessibility is considered part of providing equal access to programs, services, and activities under Title II.

3.5 Program Access

Program access is a core concept emphasized under Section 504 of the Rehabilitation Act and Title II of the ADA. Program accessibility means that programs, benefits, services, and activities provided by public entities or recipients of federal financial assistance must be accessible to people with disabilities. Put another way, a qualified individual with a disability is not to be discriminated against because the entity's facilities are inaccessible or unusable.

Program access may be achieved by either structural methods (e.g., making physical changes to a facility) or non-structural methods. Non-structural methods include acquisition or redesign of equipment, assignment of auxiliary aids and assistance, or provision of services at alternate sites. For example, in some cases a program or service offered on the inaccessible second floor of a building can be made accessible by offering it on the accessible first floor.

In general, both may be utilized to ensure program access, but there are some exceptions where existing facilities are involved. The ADA regulation for Title II, in Section 35.150 states that:

- Does not require a public agency to make each existing facility accessible.
- Does not require an action that would threaten or destroy the historic significance of historic property.
- Does not require a public agency to fundamentally alter the nature of services, programs, or activities.
- Does not require a public agency to incur undue financial and administrative burdens.

3.6 Undue Burden

While it is rare that the City may not be able to provide program access, there are some instances where it is permissible under the ADA. Access to each service, program, or activity is to be "viewed in its entirety." Program access does not require each facility be made physically accessible, in all instances, and equal access can be made available at times through creative solutions that are agreeable. However, physical accessibility is a requirement for all new facilities intended to provide programs, and for any facilities undergoing alteration, compliance issues should be remediated to the latest standards.

The City is not required to incur undue financial burden. The decision that achieving compliance would result in an undue burden must be made by the head of the public entity or his/her designee. Representing the City of Georgetown, the Mayor, or his or her designee has the authority to identify an undue burden. The decision is to be accompanied by a written statement of reasons for reaching that conclusion.

4. City ADA Policies and Procedures

The City of Georgetown follows all federal laws, regulations, standards, and guidance relating to accessibility. Additionally, the City is obligated to follow state laws, regulations, and the guidance of designated oversight agencies. The City has adopted policies and standards to uphold its requirements.

4.1 ADA Title II & Section 504 Written Assurance

The City of Georgetown assures that no qualified individual with a disability shall, on the basis of disability, be excluded from participation in, denied the benefits of, or otherwise be subjected to discrimination under any program, service, or activity administered by the City, in accordance with Title II of the Americans with Disabilities Act of 1990 (42 U.S.C. §§ 12131–12165), its implementing regulations at 28 CFR Part 35, and Section 504 of the Rehabilitation Act of 1973 (29 U.S.C. § 794), as implemented by 49 CFR Part 27.

The City affirms that it has designated an ADA/Section 504 Coordinator, adopted grievance procedures, issued a public notice of nondiscrimination, and will take appropriate steps to ensure effective communication, reasonable modifications, and program accessibility in its programs, services, and activities.

This assurance applies to all City departments, operations, facilities, contractors, and subrecipients involved in the administration of City programs and services.

See **Appendix D** for the signed ADA Title II & Section 504 Written Assurance

4.2 ADA Policy and Notice

In accordance with the requirements of Title II of the Americans with Disabilities Act of 1990 ("ADA"), the City of Georgetown will not discriminate against qualified individuals with disabilities on the basis of disability in its services, programs, or activities.

Employment: City of Georgetown does not discriminate on the basis of disability in its hiring or employment practices and complies with all regulations promulgated by the U.S. Equal Employment Opportunity Commission under title I of the ADA.

Effective Communication: City of Georgetown will generally, upon request, provide appropriate aids and services leading to effective communication for qualified persons with disabilities so they can participate equally in City of Georgetown programs, services, and activities, including qualified sign language interpreters, documents in Braille, and other ways of making information and communications accessible to people who have speech, hearing, or vision impairments.

Modifications to Policies and Procedures: City of Georgetown will make all reasonable modifications to policies and programs to ensure that people with disabilities have an equal opportunity to enjoy all of its programs, services, and activities. For example, individuals with service animals are welcomed in City of Georgetown offices, even where pets are generally prohibited.

Anyone who requires an auxiliary aid or service for effective communication, or a modification of policies or procedures to participate in a program, service, or activity of City of Georgetown, should contact the office of the ADA Coordinator as soon as possible but no later than 72 hours before the scheduled event.

The ADA does not require the City of Georgetown to take any action that would fundamentally alter the nature of its programs or services or impose an undue financial or administrative burden.

Complaints that a program, service, or activity of City of Georgetown is not accessible to people with disabilities should be directed to the ADA Coordinator.

City of Georgetown will not place a surcharge on a particular individual with a disability or any group of individuals with disabilities to cover the cost of providing auxiliary aids/services or reasonable modifications of policy, such as retrieving items from locations that are open to the public but are not accessible to people who use wheelchairs.

ADA Coordinator Contact Information

Lua Saluone
Georgetown City Hall
808 Martin Luther King Jr. St.
Georgetown, TX 78626
Email:ada@georgetowntexas.gov Phone : 512-930-6574

4.3 ADA Nondiscrimination Statement

The City of Georgetown does not discriminate against any qualified disabled person solely by reason of his or her disability, exclude from participation in, deny the benefits of, or otherwise subject individuals to discrimination, including discrimination of employment, under any program or activity that receives or benefits from federal financial assistance.

Additionally, the City of Georgetown ensures its programs will be conducted, and its facilities operated, in compliance with all non-discriminatory practices and requirements imposed by or pursuant to 49 Code of Federal Regulations (CFR) Part 27, 28 CFR Part 35 and 42 USC §§ 12101 – 12213.

See **Appendix E** for the signed ADA Nondiscrimination Statement

4.4 ADA Grievance Procedure

The City of Georgetown has established a grievance procedure (with an appeals process) for prompt and equitable resolution of complaints alleging discrimination on the basis of disability in the provision of City services, activities, or programs in violation of Title II. Complaints shall be in writing. Alternative means of filing a complaint to accommodate a person with a disability, such as a personal interview or an audio recording, will be made available on request. Complaints shall contain at a minimum the following information:

- The name, address, and telephone number of the person making the complaint;
- The date and time of the incident or condition observed or experienced;
- A statement in sufficient detail to define and explain the incident or condition and the alleged violation;
- Suggested recommendations to adequately resolve the incident or condition and the alleged violation; and

- Any other written information or documentation (such as photos, maps, diagrams) to completely explain the incident or condition and the alleged violation. A complaint form is available on the City's Accessibility web page and is attached to this Transition Plan in **Appendix B.**

A complaint should be submitted as soon as possible but no later than 180 business days after the incident or condition observed as an alleged violation. The complaint should be sent to the ADA Coordinator.

Within 15 business days after receipt of a complaint, the ADA Coordinator, or their designee will acknowledge receipt of the complaint and may, at his/her discretion, meet with the complainant to discuss the complaint. Within 30 business days after receipt of a complaint and/or meeting, the ADA Coordinator will respond to the complaint in writing or, if requested, in an alternative format such as large print or audio format, to accommodate a disability. The response will explain the position of the City and offer options for substantive resolution of the complaint or advise the complainant that additional time is necessary to provide a complete response.

Appeals process

If the options offered by the ADA Coordinator do not satisfactorily resolve the complaint, the complainant may file an appeal with the City Manager within 15 business days after receipt of the ADA Coordinator's final response. The appeal should be in writing and sent to:

City Manager
Georgetown City Hall
808 Martin Luther King Jr. St.
Georgetown, TX 78626

Within 15 business days after receipt of the written appeal, the City Manager, or designee, will acknowledge receipt of the appeal. Within 30 business days

after receipt of the appeal, the City Manager, or designee, will provide a final response to the complaint in writing or, if requested, in an alternative format such as large print or audio format, to accommodate a disability. During this 30-day period, the City Manager or designee may, at his/her discretion, meet with the complainant to discuss the complaint and the ADA Coordinator's response.

Written complaints received by the ADA Coordinator, appeals to the City Manager, and written responses to complaints will be retained by the City for a period of at least three years from the date of final resolution of the complaint or the date of the last written response from the City.

External Discrimination Complaint Tracking

All ADA complaint records will be retained for a minimum of three years.

Complaint Logs (Tracking)

The City utilizes the software Laserfiche to assist with workflow and records management across the City to make operations more efficient and customer friendly. The online complaint form is part of this Laserfiche system which has been established to track and monitor complaints received concerning ADA complaints.

The City of Georgetown has also created a written complaint form that will be available for download or to the public at any of our customer service locations (**Appendix B**). If a written complaint is received in a format other than the Laserfiche form, the ADA Coordinator, or their designee, will enter all complaints into the Laserfiche system to track all future complaints.

4.5 Effective Communication

The City of Georgetown is committed to compliance with the Americans with Disabilities Act (ADA). If you need information in an alternative format or require assistance to participate in a meeting, program, service, or activity, due to a disability, as defined under the ADA, reasonable assistance, adaptations, or accommodations will be provided upon request. Please contact Lua Saluone, the City's ADA Coordinator, at ada@georgetowntexas.gov or 512-930-6574 for additional information; TTY users route through Relay Texas at 711. For requests relating to a meeting or like scheduled event, please submit your request at least three days prior to the scheduled event date.

4.6 ADA Coordinator

In accordance with 28 CFR Sec. 35.107(a), the City of Georgetown has designated the following person to serve as ADA Title II Coordinator, to oversee the City's policies and procedures:

Name: Lua Saluone

Email: ada@georgetowntexas.gov

Phone: 512-930-6574

In accordance with 28 CFR Sec. 35.150(d)(3), the City's ADA Title II Coordinator has also been designated to serve as ADA Transition Plan Implementation Coordinator, to monitor the City's progress and manage review and updates of this document.

4.7 City Use of Accessibility Standards

In carrying out activities, the City of Georgetown relies on established guidance and recognized standards to help ensure accessibility requirements are applied consistently. The City considers published guidance from the Federal Highway Administration (FHWA) and the Texas Department of Transportation (TxDOT) when planning, designing, constructing, and maintaining pedestrian facilities and public infrastructure.

The City follows the 2010 ADA Standards for Accessible Design, as well as the Texas Accessibility Standards (TAS), which provide requirements for accessible design. Within the Public Right-of-Way, the City intends to adopt the Public Rights-of-Way Accessibility Guidelines (PROWAG) guidelines for accessible design. For digital content, the City follows the Web Content Accessibility Guidelines ("WCAG") 2.1. These standards help guide City projects and development activity within sites, facilities, and the digital environment.

When accessibility questions arise that require additional technical review, the City seeks input from staff with relevant experience and, when needed, consults with accessibility professionals. This approach helps ensure that accessibility decisions are informed, consistent, and aligned with current guidance and standards.

4.8 ADA Working Group

The City utilizes a working group of department representatives which meets quarterly. The ADA working group will assist in the implementation of the Transition Plan in four important ways:

1) Formation, revision, and annual adoption of the City's policies and procedures as it relates to ADA Title II.
2) Implementation of the City's ADA Transition Plan as it relates to each represented department. The department lead provides progress reports on a semi-annual basis.
3) Compliance and accommodation of public and employees' requests. If a citizen or staff has a request or concern, the department lead assists in the response and provision of services as a subject matter expert.
4) Advocate on behalf of the City's policies and procedures to ensure accessibility to all programs and services.

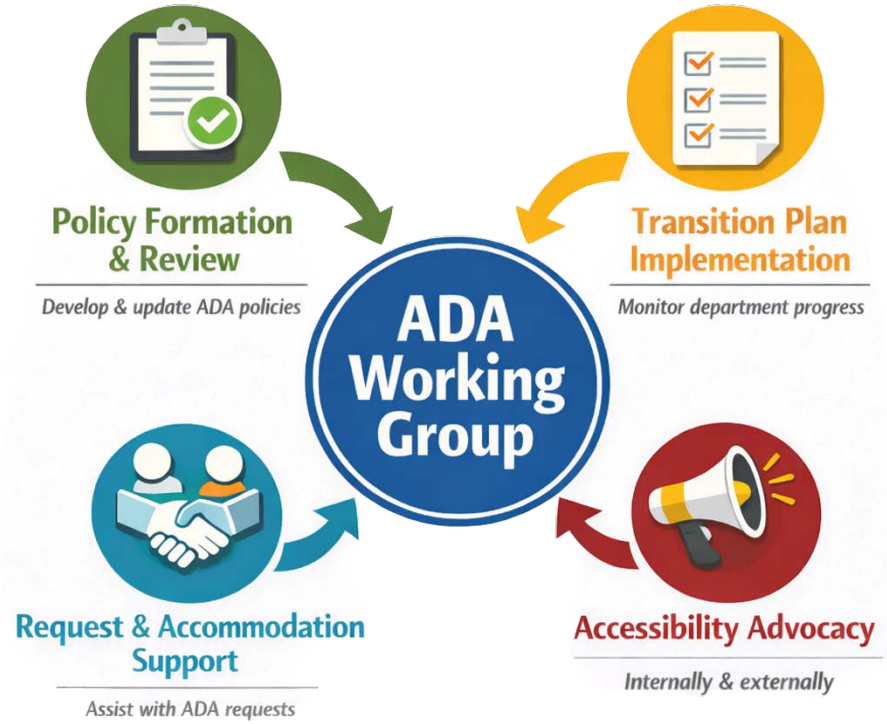

5. ADA Transition Plan Progress

The City's last ADA Transition Plan was adopted in 2016. This section highlights accessibility improvements made by the City in recent years, highlighted as priorities in the last Plan.

5.1 Parks and Facilities

Since the 2016 Transition Plan, the City has made accessibility improvements to the following facilities and sites:

Facilities

- Airport (interior)
- Community Center (interior)
- Fire 1 Station (interior)
- Library (interior)
- Parks Admin (interior)
- Airport (exterior)
- Community Center (exterior)
- Library (exterior)
- Fire Station 2
- Fire Station 5
- Council Building
- Fire Station 5 Training Tower
- Parks Admin

Parks & Trails

- Emerald Springs Park
- Woodlake Park
- Williams Drive Pool
- McMaster Athletic Complex
- Village Pool and Park
- VFW Park
- Booty's Road
- Founders Park
- San Gabriel Park Trail
- San Gabriel River Trail
- Skate Park
- Summercrest Park
- University Park
- Pinnacle Park
- Raintree Park
- Bark Park
- Berry Creek Park
- Edwards Park
- Katy Crossing Park
- Old Town Park
- Chandler Park
- Geneva Park
- Bedford Park
- Rivery Park
- Blue Hole Park
- Kelley Park
- Meadows Park
- Windridge Park

5.2 Public Right-of-Way

In response to the original 2016 Transition Plan, **the City has completed 31 projects** within the ROW to improve accessibility and pedestrian connectivity. These 31 projects **represent over $7.5 million worth of investment by the City.**

6. Current Self-Evaluation Results

6.1 Overview

From June to October of 2025, the City of Georgetown completed an updated self-evaluation of its services, programs, activities, select facilities on public property, public rights-of-way, and digital assets with regard to accessibility. Details on the inventories and sample findings from this review are provided in **Appendix A**, under the headings of Parks & Facilities (A1), Public Right-of-Way (A2) and Digital (A3).

What We Evaluated

- Facilities: 21
- Parks: 15
- Trails: 4
- Rights-of-Way: 5 areas (spot inspection)
- Website: 11
- Applications: 17
- Policies & Procedures through Staff Survey

An important component of the self-evaluation process is the identification of obstacles or barriers to accessibility, and the corresponding modifications that will be needed to remedy these items. The following sections provide a summary of findings from the Self-Evaluation.

6.2 Programs, Policies, and Activity Review

As part of the ADA Self-Evaluation, the City reviewed how its plans, programs, and policies work in practice—not just how they are written. While policies can be updated on paper, accessibility is only effective when those policies are supported by procedures, communication, training, and day-to-day actions.

To better understand how accessibility is applied across the organization, the City used a citywide electronic staff survey. The survey provided a practical way to measure how well employees and supervisors understand existing ADA-related policies and procedures and to identify where training opportunities exist.

By gathering feedback from different roles, the City was able to better understand how accessibility responsibilities are experienced across departments and job functions efficiently.

The survey results were reviewed to inform any necessary updates to procedures and training programs, including how the City approaches communication needs such as language access and sign language interpretation.

6.3 Physical Assets Approach & Findings

6.3.1 Parks & Facilities

The City conducted a detailed accessibility evaluation of priority buildings and sites based on 2010 ADA Standards for Accessible Design and the 2012 Texas Accessibility Standards (2012 TAS). These evaluations focused on areas open to the public, such as routes from parking areas to building entrances, outdoor amenities, and other spaces where City programs and activities take place. Areas not typically open to the public, such as employee-only or restricted spaces, were not included.

As part of the Self-Evaluation to update the City's transition plan, the following parks and facilities were evaluated.

- Booty's Road Park
- Carlson Place Park
- Chautauqua Park
- Emerald Springs Park
- Heritage Community Garden
- Highland Village Park
- Katy Crossing Park
- Madrone Park
- McMaster Sports Complex
- Park Administration
- Pinnacle Park
- Rabbit Hill Park
- Rivery Park
- San Jose Park & Splash Pad
- Summercrest Park
- University Park
- VFW Park
- Village Pool & Park
- Williams Drive Pool & Park
- Airport Terminal
- Community Center
- Convention & Visitors Bureau
- Fire Station 2
- Fire Station 3
- Fire Station 4
- Fire Station 5
- Light & Water Works
- Madella Hilliard Neighborhood Center
- Municipal Complex
- PSOTC
- Public Library
- Tennis Center
- Vehicle Service Center
- Westside Service Center
- Randy Morrow Trail
- San Gabriel Park Loop
- San Gabriel River Trail
- South San Gabriel River Trail

A sample of a facility and park evaluation report are provided in **Appendix A1.** Additional evaluation reports are available upon request.

6.3.1.1 Parks & Facility Prioritization

To support consistent review and future implementation planning, prioritization levels were defined in advance of data collection. These prioritization levels follow an industry-standard approach that focuses first on access into a facility or site, then access to services and activities, followed by access to restrooms and other amenities. This sequence reflects how a person typically experiences a facility from arrival and entry, to receiving services, to using supporting amenities.

The following prioritization levels were applied to City-owned and operated facilities and park amenities reviewed as part of the self-evaluation:

Priority 1 – Entrance and Arrival

This includes barriers that affect how people arrive at and enter a facility or park amenity. Examples include accessible parking, routes from sidewalks or parking areas, ramps, entrances, and doors. These elements are critical because they determine whether someone can access the site at all.

Priority 2 – Services and Activities

This includes barriers that affect access to services or activities once inside a facility or within a park space. Examples include service counters, meeting rooms, picnic areas, seating, and other features where programs or services are provided.

Priority 3 – Restrooms

This includes barriers within restroom facilities that limit access to toilet rooms or fixtures. Restroom access is an important supporting element for full participation in City services and activities.

Priority 4 – Other Amenities

This includes other features that may affect the user experience but are not part of the primary service function of a facility or park. Examples may include drinking fountains or secondary amenities.

While the prioritization framework provides a consistent baseline for evaluating facilities and parks, it is not intended to replace staff knowledge of how sites operate on a day-to-day basis. City staff will use their understanding of site use, program delivery, and public interaction to help interpret findings and inform next steps. This may include considering how often a space is used, the types of programs offered, seasonal activity, and operational constraints. By combining a standardized prioritization approach with staff experience, the City can better focus improvements where they will have the greatest impact on access to services, programs, and activities.

6.3.1.2 Parks & Facility Findings

Common Findings - Priority Level 1

A. Parking

Needed TDLR Markings & Signage

TDLR “No Parking” marking needed

B. Exterior Routes

Gap exceeding ½”

Excessive cross slope

C. Doors/Gates

Excessive slope in maneuvering clearance

Gate lacks 10” of smooth surface

Common Findings - Priority Level 2

A. No accessible route to an amenity

No route to amenity

Inaccessible surface material

B. Playground Surface

EWF Surface

EWF Surface, excessive entry slope

C. Ramps

Landing too steep

Landing too small

Common Findings - Priority Level 3

A. Door hardware

Missing hardware

Handle missing

B. Lavatory Sinks

Pipes need to be wrapped

Clear floor space obstructed

C. Grab Bars

Incorrect position

Grab bar too short

Common Findings - Priority Level 4

A. Drinking Fountains

Too low (No Knee Clearance)

High/low type needed

Protruding object

Percentage of Findings by Priority Level

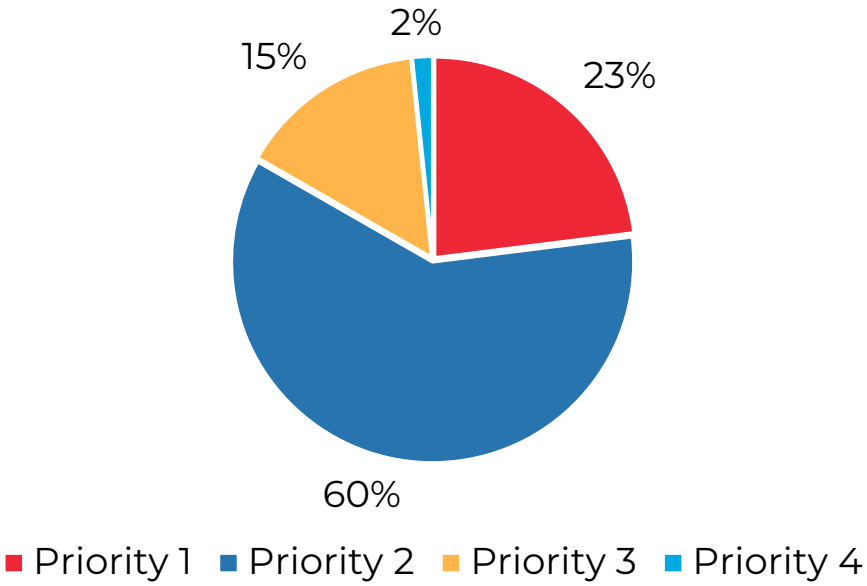

6.3.2 Pedestrian Facilities / Public Rights-of-Way

As part of the ADA Self-Evaluation process, the City of Georgetown conducted targeted spot inspections in selected areas of the public right-of-way, including sidewalks, curb ramps, driveways, and pedestrian signals. These spot inspections were not intended to serve as a new citywide inventory. Instead, they were used to review current conditions and identify common issues or shortcomings with existing design, construction, and maintenance practices – in conjunction with other citywide public rights-of-way data such as the 2024 Sidewalk Master Plan, Street Maintenance Capital Improvement Plan and the Future Mobility Plan.

Between the City of Georgetown's 2016 ADA Transition Plan and the 2024 Sidewalk Master Plan and others, the City has conducted a comprehensive evaluation of its pedestrian network. The 2016 ADA Transition Plan completed a systemwide inventory and detailed self-assessment of sidewalk and curb ramps within the downtown district public right-of-way to identify barriers to program access, while the 2024 Sidewalk Master Plan inventoried approximately **10,500 sidewalk segments (905 miles), 1,122 curb ramps, and 272 accessible pedestrian signal locations** using GIS, aerial imagery, and field verification. Together, these efforts represent a citywide evaluation of Georgetown's pedestrian facilities for both ADA compliance and long-term capital planning.

A sample of a right-of-way evaluation report is provided in **Appendix A2.** Additional evaluation reports are available upon request.

6.3.2.1 Right-of-Way Spot Prioritization

Findings from the spot inspections were prioritized using a simple **high, medium, and low** scale. This scale was used to help the City understand how different accessibility issues affect usability and to focus attention on the most impactful barriers.

- **High priority** items are conditions that significantly limit or prevent use by people with disabilities. These issues may make a sidewalk, curb ramp, crossing, or other feature difficult or impossible to use safely and independently.
- **Medium priority** items are conditions that may reduce usability or comfort but do not completely prevent access in most situations.
- **Low priority** items are conditions that may not fully meet technical standards but are generally still usable. While these items may be technically non-compliant, they typically do not prevent someone from accessing or using the infrastructure.

This prioritization approach helped distinguish between technical compliance issues and real-world usability. It was developed using industry research related to how people move through and use public spaces, including considerations of typical body movement, reach, and mobility needs. The goal was to better understand how accessibility conditions affect people in practice, not just how they perform against measurements alone.

6.3.2.2 Existing Right-of-Way Prioritization

The prioritization of pedestrian improvements in Georgetown is outlined in the City's 2024 Sidewalk Master Plan, which identifies where new sidewalks and upgrades are most needed based on safety, connectivity, and access to key destinations. As projects move forward, sidewalk priorities are also coordinated with the City's Street Maintenance Program so accessibility improvements can be addressed when roadway work is already planned. In addition, public feedback and accessibility requests will be considered to help identify locations where sidewalk conditions create challenges for residents. This coordinated approach helps the City improve accessibility in a practical

and efficient way while responding to both planned infrastructure needs and community input.

6.3.2.3 Right-of-Way Findings

Common findings

- Detectable Warning Surface placement
- Ramp running slope
- Change of grade
- Change in level
- Clear space at Audible Pedestrian Signals
- Cross slope issues at driveways

Percentage of Findings by Severity Level

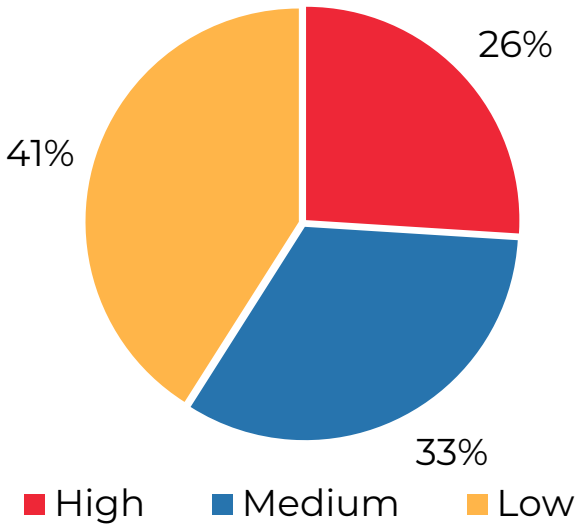

6.3.3 Digital Assets

As part of this ADA Self-Evaluation and Transition Plan, the City reviewed selected digital content and practices to better understand current accessibility conditions and identify common challenges. The City's approach to digital accessibility focuses on improving access over time through

updates to content, tools, policies, staff awareness, and coordination across departments.

The digital evaluation focused on **high-traffic and high-use City websites and applications**, including public-facing webpages, online services, and digital tools that residents rely on to access information and City services. This approach allowed the City to concentrate on digital content that has the greatest impact on the public, rather than reviewing every webpage or system at once.

The evaluation used a combination of automated tools and manual review to assess how digital content works for users who rely on assistive technology, such as screen readers or keyboard navigation. Common accessibility issues identified included color contrast problems, missing text alternatives for images, and other elements that can make digital content difficult to use.

Some third-party applications used by the City were also reviewed where feasible. While the City may have limited control over certain third-party platforms, findings from this evaluation will be used to communicate accessibility concerns to vendors and guide future decisions about digital tools and services.

Digital accessibility is an ongoing responsibility. As websites, documents, and online services change, continued review and improvement are needed to ensure that new content remains accessible. The City will continue to address digital accessibility as part of its overall ADA compliance efforts, alongside physical accessibility and operational practices.

As part of the Self-Evaluation to update the City's transition plan, the following webpages and digital applications were evaluated:

Webpages

- Georgetown, TX
- Red Poppy Festival
- Visit Georgetown
- Georgetown Calendar
- Careers
- Georgetown Recreation Center
- Welcome to Georgetown Water
- Garey House Homepage
- Parks and Recreation
- Application Checklists, Forms, and Info
- Historic Guidelines

Apps

- askGTX
- Electric outages
- Library Catalog
- Parks Athletics
- Job applications
- Electric solar portal
- Customer Service Portal (Utilities)
- Council agendas
- Open Records Requests
- Capital Improvement Map
- ArcGIS Hub
- Formstack: Visit Event
- Library Room Catalog
- Parks Camp Registration
- Georgetown Weekly
- Municipal Court Form
- Vendor Registration

A sample of a digital evaluation report is provided in **Appendix A3.** Additional evaluation reports are available upon request.



6.3.3.1 Digital Prioritization

Findings from the digital accessibility evaluation were prioritized to help the City focus first on issues that have the greatest impact on usability for people with disabilities. Rather than treating all findings equally, a priority scale was used to reflect how severely an issue affects access to information and online services.

Digital accessibility issues were grouped into high, medium, and low priority categories based on severity and usability:

- **High priority** issues are barriers that can prevent people from accessing or using digital content altogether. These issues may make a website or application difficult or impossible to use with assistive technology, such as screen readers or keyboard navigation.
- **Medium priority** issues are barriers that reduce usability or create confusion but may not completely block access in all cases.
- **Low priority** issues are typically technical or formatting issues that do not fully meet accessibility standards but still allow the content to be used. While these items may be technically non-compliant, they generally do not prevent access on their own.
- **Recommendations** are accessibility improvements identified by the technical assessment team that are not required because no digital standard was violated, but were documented as changes that would enhance consistency, predictability, or operability for users.

This prioritization approach helps distinguish between technical compliance issues and real-world usability. It was informed by industry research and best practices related to how people interact with digital content, including how assistive technologies interpret page structure, text, images, and navigation.

6.3.3.2 Digital Findings

Common findings

- Poor Color Contrast – 100+ issues
- Inaccessible non-text content – 70+ issues
    - Non-text-based information with no text alternative

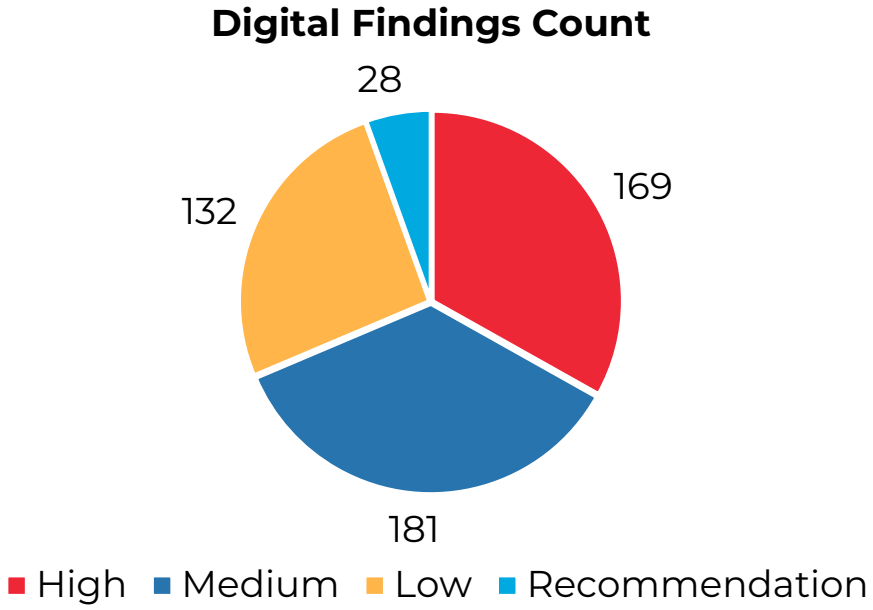

Findings by Percentage

- High – 33%
- Medium – 35.5%
- Low – 26%
- Best practice recommendations – 5.5%

7. ADA Transition Plan

7.1 Overview

The ADA Transition Plan is the action plan. It builds upon the findings of the updated ADA Self-Evaluation data and outlines how the City of Georgetown

plans to address identified accessibility barriers over time. The ADA Transition Plan is a 'planning-level' document guiding accessibility improvements in a practical and flexible way, to support the City's ability to respond to new citizen requests to ensure continued access to City programs, services, and facilities. Costs are estimated within the updated Plan where possible; in some cases, such as digital applications, cost estimates must be obtained through vendor interactions as remediation solutions are investigated moving forward. All projects must be responsive to Council-approved budgets each year.

7.2 Public Outreach

Public outreach is an important part of developing the City of Georgetown's ADA Self-Evaluation and Transition Plan. While technical reviews help identify accessibility barriers, public input helps the City understand how those barriers affect people in their daily lives and which issues matter most to the community.

As part of this effort, the City conducted an accessible public outreach process designed to provide information, gather feedback, and ensure that people with disabilities and their advocates had meaningful opportunities to participate. Outreach activities were structured to be accessible, flexible, and available over an extended period of time.

The City hosted a virtual public outreach presentation that explained what an ADA Self-Evaluation and Transition Plan is, why it matters, and what was learned through the evaluation process. The presentation focused on high-level findings and common accessibility challenges rather than technical details. To ensure accessibility, the presentation included accommodations such as captions and interpretation, and a recorded version was made available online so community members could review it at their convenience.

A 30-day public comment period was provided following the presentation. During this time, community members were invited to share feedback, ask questions, and identify accessibility priorities through an accessible online feedback tool. The City also conducted direct outreach to the following local disability advocacy organizations and community groups to encourage participation and ensure that voices from across the disability community were represented:

- Brookwood in Georgetown (BiG)
- Disabled American Veterans, Chapter 239
- Georgetown Area Parkinson's Support Group (GAPS)
- Heart of Central Texas Independent Living (HOCTIL)
- Austin Resource Center for Independent Living (ARCIL)
- Exceptional Georgetown Alliance
- ROCK - Ride On Center for Kids
- Bluebonnet Trails Community Services
- Texas Parent to Parent
- Easterseals
- Rock House
- A Gift of Time
- The Caring Place
- Georgetown Housing Authority
- Sertoma
- Georgetown ISD
- The Georgetown Project - Bridges to Growth
- Habitat for Humanity
- Opportunities for Williamson and Burnet Counties - Meals on Wheels,
- YMCA
- The Nest
- Faith-in-Action

Feedback received during the outreach process was documented, reviewed, and considered as part of the development of the ADA Transition Plan. The project team developed responses to the common themes and questions collected from public feedback. Those responses are included within **Appendix C** and published online.

This outreach process helped ensure that the ADA Transition Plan reflects both technical assessments and the lived experiences of the community. By engaging the public in this way, the City strengthened transparency, built trust, and supported more informed and responsive accessibility planning.

7.3 Cost Estimates

Cost estimates included are approximated as planning-level costing. There are many, varied approaches to remediation and improvements must take place over time, which can cause shifts in the actual costs once executed. Further, as described in Section 3, program access may be achieved by either structural methods (e.g., making physical changes to a facility) or non-structural methods. In general, both may be utilized to ensure program access, but there are some exceptions where existing facilities are involved (see Section 3).

Actual costs can only be firmly determined once the approach to creating program access is finalized. Sites, facilities, or pedestrian elements to be remediated will receive more exact budgets during the remediation scope development, design, and construction processes. The City anticipates it will take time to remediate all the items discovered over all self-evaluation processes and recognizes new issues may arise due to changing environments. Prioritization is an important aspect of the City's ADA Transition Plan.

Planning level cost estimates, subject to change based on the approach and the year of actual remediation, are as follows:

Planning Level Cost Estimates for Parks & Facilities

Priority Level	# of Findings	Budget Low	Budget High
1	139	$195,415	$229,300
2	364	$684,609	$966,315
3	91	$93,815	$110,445
4	10	$15,265	$21,485
Total	**604**	**$989,104**	**$1,327,545**

Planning Level Cost Estimates for Websites & Digital Applications

The City websites are controlled by both internal teams and external vendor support. Many of the website adjustments will be handled through regular City staff hours and costs cannot be fully predicted, as the digital environment requires on-going monitoring. For digital applications where improvements are required, cost estimates must be obtained through vendor interactions as remediation solutions are investigated and identified.

7.4 Implementation Plan

Because the City has significant infrastructure in the public rights-of-way, facilities, parks, websites, and digital applications, it is not possible to remove all barriers to accessibility immediately. Barriers will be removed systematically to ensure equality among City programs. It is the intent of the City to address barriers to accessibility on an on-going basis. Implementing improvements is contingent upon immediate necessity, degree of complexity, overall cost, and budget approval.

The schedules presented in this Plan are based on the locations or information evaluated and reflected in the most recent self-evaluation reports. The City will continue to include ADA compliance elements as part of the City's Capital Improvement Plan cycle and maintenance activities to ensure any newly identified issues or changing environments in the public rights-of-way, facilities, parks, or digital environments will be addressed over time with budget approval. Any necessary future updates to this Transition Plan will be documented through Plan supplements. The City intends to integrate accessibility data into on-going funded capital and maintenance programs, operating budgets, grants, available federal funding applications, or other development initiatives as appropriate. All schedules for implementation are subject to adjustment per needs in accommodating community requests, petitions for reasonable modifications from people with disabilities, changes in City programs, on-going evaluations, funding constraints, and opportunities. The tables in this section provide a schedule for planning-level implementation, subject to adjustment. All ADA remediation is subject to annual budget approval by City Council.

7.4.1 Parks & Facilities Programming

Facilities Schedule

Facility Name	Funding Source	FY '26	FY '27	FY '28	FY '29	FY '30	FY '31
Airport Terminal	CIP						
Community Center	Operating	$1,190					
Convention & Visitors Bureau	CIP	$540,000					
Fire Station 2	Operating	$200					
Fire Station 3	CIP	$660					
Fire Station 4	CIP	$100					
Fire Station 5	Operating	$330		$475			
Light & Water Works	CIP						
Madella Hilliard	Operating		$19,305				
Municipal Complex	Operating	$600		$7,900			$1,600,000
Parks Administration	Operating	$200	$3,380				
PSOTC	Operating	$330					
Public Library	CIP	$15,000	$50,000	$700,000			
Tennis Center	Operating	$100	$340				
Vehicle Service Center	CIP						$1,740,000
Westside Service Center	Operating	$100					
	Total	**$558,810**	**$73,025**	**$708,375**			**$3,340,000**

Parks Schedule

Park Name	Funding Source	FY '26	FY '27	FY '28	FY '29	FY '30	FY '31
Booty's Road Park	Operating	$338	$8,425	$32,038			
Chautauqua Park	Operating	$200					
Chautauqua Park	CIP		$65,506				
Emerald Springs Park	Operating	$538					
Emerald Springs Park	CIP				$16,725		
Heritage Community Garden	Operating	$1,525					
Heritage Community Garden	CIP		$675				
Katy Crossing Park	CIP				$94,281		
McMaster Sports Complex	Operating	$5,250	$1,300				
McMaster Sports Complex	CIP		$111,119				
Pinnacle Park	Operating				$1,188		
Pinnacle Park	CIP				$9,619		
Rabbit Hill Park	Operating	$381	$338			$925	
Rabbit Hill Park	CIP						$195,563
Randy Morrow Trail	Operating	$3,900	$50				
Randy Morrow Trail	CIP		$763	$125,256			
Rivery Park	Operating	$4,688	$475				
Rivery Park	CIP		$47,688				
San Gabriel Park Loop	Operating	$3,900					
San Gabriel Park Loop	CIP				$2,438		
San Gabriel River Trail	Operating	$450	$100				
San Jose Park & Splash Pad	CIP			$19,188			
South San Gabriel River Trail	Operating	$338	$1,813				
South San Gabriel River Trail	CIP			$25,469			
Summercrest Park	CIP			$12,656			
University Park	Operating		$200				
University Park	CIP					$23,800	
VFW Park	Operating	$2,119		$300			
VFW Park	CIP					$31,069	
Village Pool & Park	Operating	$1,575		$2,731			
Village Pool & Park	CIP				$48,750		
Berry Creek Park	Operating		$1,606				
Berry Creek Park	CIP				$6,919	$94,831	

Park Name	Funding Source	FY '26	FY '27	FY '28	FY '29	FY '30	FY '31
Madrone Park	Operating		$100				
Madrone Park	CIP				$1,225		
Williams Drive Pool & Park	Operating		$4,518	$200			
Williams Drive Pool & Park	CIP					$34,819	
Carlson Place Park	Operating			$763			
Carlson Place Park	CIP				$7,175		
Highland Village Park	Operating				$1,950		
Highland Village Park	CIP				$19,494		
	Total	**$25,200**	**$244,675**	**$218,600**	**$209,763**	**$185,444**	**$195,563**

The City's Facilities and Parks teams recognize that accessible design standards and best practices continue to evolve and that staff training plays an important role in maintaining accessibility over time. As part of this ADA Transition Plan, the City is committed to providing periodic training for staff involved in the planning, design, construction, and maintenance of facilities and park assets.

This training will focus on accessible design standards, common accessibility issues, and best practices related to public-use spaces. By providing ongoing training, the City aims to support consistent application of accessibility requirements, reduce repeat issues, and strengthen staff awareness of how design decisions affect access to programs and activities.

Periodic training also helps ensure that accessibility considerations remain part of day-to-day operations and decision-making. Through this approach, the City supports continuous improvement and reinforces its commitment to providing facilities and park spaces that are usable and welcoming to all members of the community.

7.4.2 Right-of-Way Programming

Right-of-Way Schedule

Project	Funding Source	FY '26	FY '27	FY '28	FY '29	FY '30	FY '31
PW - Small CIP Project	Operating		$210,200	$210,200	$210,200	$210,200	$210,200
CIP - Public School Projects	CIP			$2,333,333	$2,333,333	$2,333,333	
CIP - Public School Projects	Grant			$1,750,000	$1,750,000	$1,750,000	$1,750,000
FM 971 (Gann Street to SH 130)	Grant			$4,000,000			
Leander Rd (FM 2243)	Grant		$3,700,000				
SH 29 (Haven Lane to Patriot Way)	Grant				$3,850,000		
Austin Avenue (2nd St to Leander Rd)	Grant					$3,850,000	
Austin Avenue (2nd St to Morrow St)	CIP		$21,160,440				
	Total	**$0**	**$25,070,640**	**$8,293,533**	**$8,143,533**	**$8,143,533**	**$1,960,200**

The City will utilize two primary methods for upgrading pedestrian facilities to current ADA standards. The first and most comprehensive method is through scheduled street and utility improvement projects. All pedestrian facilities impacted by these projects will be upgraded to current ADA accessibility standards.

The second method is through specific Sidewalk Master Plan improvement projects that are identified individually. These projects will be incorporated into the Capital Improvement Program (CIP) on a case-by-case basis as determined by Georgetown staff.

The City of Georgetown is committed to improving accessibility in the Right-of-Way by building it into everyday decision-making, project delivery, and maintenance activities. It is the City's goal to improve results in the built environment through consistent process improvement where public infrastructure is planned, designed, built, inspected, and maintained. The built environment often presents challenges to achieving 100% compliance due to topographic or other physical constraints; however, appropriate documentation through each process step will allow the City to strive for the maximum achievable compliance with each project.

To support this goal, the City is focusing on strengthening advanced internal procedures, workflow models, and coordination across departments. This includes improving staff training, updating design and construction standards, and creating consistent processes for reviewing plans, inspecting work, and responding to issues identified with each step. By doing so, the City aims to reduce any recurring accessibility issues identified and improve consistency across projects.

The City is also prioritizing documentation improvements. This includes standardizing inspection forms and checklists, documenting accessibility reviews and inspections, tracking improvements using GIS, and establishing clear sign-off procedures for completed work. These steps help ensure that accessibility requirements are understood, followed, and recorded across departments and project teams.

In addition, the City recognizes the importance of clear communication and transparency. Procedures are being strengthened to ensure that accessibility requests from the public are logged, and visible to additional staff team members beyond the ADA Coordinator or department affected for increased staff awareness and training. Requests for accessibility improvements or

support can be submitted to the ADA Title II Coordinator (contact information is provided in Section 4) or through the City's website.

Finally, the City's approach acknowledges that full accessibility may not always be achievable in every situation. In those cases, the City is working to formalize processes for documenting design exceptions or variances, ensuring that such decisions are carefully evaluated, approved, and recorded in alignment with ADA Title II requirements.

Together, these operational, process management goals support a proactive, consistent, and transparent approach to accessibility that helps the City meet its ADA responsibilities while improving access to public spaces and services over time.

External Agency Coordination

Many other agencies are responsible for pedestrian facilities within the jurisdiction of The City of Georgetown. The City will coordinate with those agencies as it relates to the elimination of accessibility barriers along their routes.

7.4.3 Digital Programming

A key goal is to make digital accessibility a routine part of City operations. This includes improving how websites, online tools, documents, and digital communications are reviewed for accessibility before they are published or updated. By building accessibility checks into existing workflows, the City aims to reduce recurring issues and improve consistency across departments.

The City also plans to strengthen coordination between departments and with third-party vendors that provide digital platforms or services. This includes clarifying expectations for accessibility, documenting responsibilities, and working with application vendors to address identified accessibility issues where feasible. To support this work, the City developed internal planning documents that outline governance, prioritization, and a phased, multi-year approach to addressing digital accessibility risks across third-party applications.

Another focus area is improving how digital services support public participation and communication. This includes reviewing how online forms, service request systems, and public meeting content are provided, and ensuring that communication tools, such as captions or alternative format, are considered when digital content is shared with the public.

In addition, the City plans to improve internal awareness and guidance related to digital accessibility. This includes providing direction to staff on accessibility expectations, identifying when specialized support is needed, and using lessons learned from the digital evaluation to inform future updates and training.

Across the technology industry, many digital platforms are not yet fully accessible, particularly legacy and third-party systems used by public agencies. The 2026 federal rule will require increased collaboration among vendors, providers, and public entities, along with continued advancements in how digital assets and applications are developed and maintained. The City of Georgetown is committed to working with its providers and stakeholders to remove barriers in the current digital landscape, spearheading communication with vendors, and providing alternative means of access to information as necessary while digital accessibility solutions progress.

Together, these program and procedure changes are intended to support ongoing digital accessibility improvements over time. By focusing on how digital content is managed and delivered, the City can better ensure that online information and services remain usable, accessible, and responsive to the needs of residents and visitors with disabilities.

8. Monitoring and Collaboration

The ADA Transition Plan is considered a 'living' plan that adjusts over time and as conditions change. Updates to the appendices, attachments, or implementation schedule will be made as needed.

The City of Georgetown recognizes that ADA compliance is an ongoing responsibility that will require monitoring to identify future accessibility issues that may arise. For example, facilities that currently meet ADA requirements could fall out of compliance in the future due to factors such as the natural environment, damage, disrepair, or changes within public rights-of-way that could create new accessibility obstacles. Therefore, the ADA Title II Coordinator and the ADA Working Group Department Liaisons will establish an on-going process to ensure that facilities continue to be monitored for compliance with ADA requirements. City staff are trained to report any accessibility concerns or deficiencies that are identified.

The City of Georgetown will comply with state agency monitoring and tracking efforts and collaborate with inter-agency government collaborations where appropriate to advance accessibility in the region.

Appendices

A. Self-Evaluation Report Samples

   a. A1. Facilities & Parks

   b. A2. Right-of-Way

   c. A3. Digital

B. Grievance Form

C. Public Outreach

D. ADA Title II & Section 504 Written Assurance

E. ADA Nondiscrimination Statement

Appendix A – Self Evaluation Report Samples

A1. Parks & Facilities Report Samples

Additional evaluation reports are available upon request.

[Blank Page]

Priority 1 - Route to Parking

Lat/Long: [30.652544, -97.668816]

Finding: 2 - NONCOMPLIANT

The sidewalk leading to the main south entrance has three locations with an opening greater than 1/2 inch between panels.

2012 TAS Section 302.3
Openings in floor or ground surfaces shall not allow passage of a sphere more than 1/2 inch (13 mm) diameter except as allowed in 407.4.3, 409.4.3, 410.4, 810.5.3 and 810.10. Elongated openings shall be placed so that the long dimension is perpendicular to the dominant direction of travel.

2010 ADAS Section 302.3
Openings in floor or ground surfaces shall not allow passage of a sphere more than 1/2 inch (13 mm) diameter except as allowed in 407.4.3, 409.4.3, 410.4, 810.5.3 and 810.10. Elongated openings shall be placed so that the long dimension is perpendicular to the dominant direction of travel.

Citation:

2012 TAS Section: 302.3

2010 ADAS Section: 302.3

Budgeting Range:

$560 - $660.00

Recommendation:

Add caulking or fill material at three locations.

Priority 2 - Playground

Lat/Long: [30.686274, -97.71131]

Finding: 2 - NONCOMPLIANT

There is no accessible route to the bench near the playground and no adjacent clear floor space.

2012 TAS Section 206.2.2
At least one accessible route shall connect accessible buildings, accessible facilities, accessible elements, and accessible spaces that are on the same site.

2010 ADAS Section 206.2.2
At least one accessible route shall connect accessible buildings, accessible facilities, accessible elements, and accessible spaces that are on the same site.

Citation:

2012 TAS Section: 206.2.2

2010 ADAS Section: 206.2.2

Budgeting Range:

$1,565 - $1,840.00

Recommendation:

Install a sidewalk connection and a minimum 36-inch by 48-inch clear floor space adjacent to the bench for a wheelchair space (136 SF).

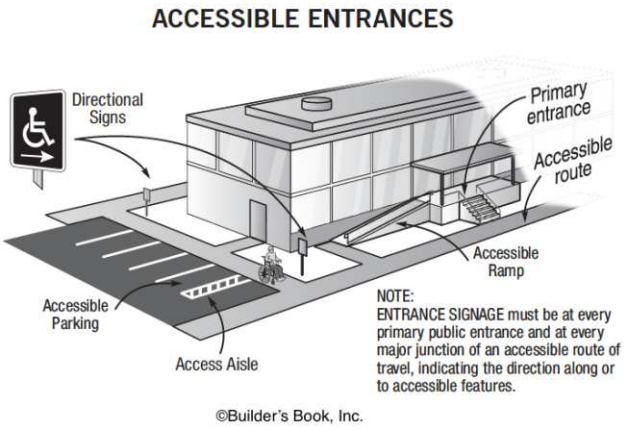

A2. Public Right-of-Way Report Sample

Additional evaluation reports are available upon request.

[Blank Page]

15th and Olive - SE Corner Curb Ramp

Lat/Long: [30.636343, -97.68118]

Finding: 4 - NONCOMPLIANT

The bottom landing of the parallel curb ramp has a running slope of more than 2% and is greater than the grade of the adjacent street.

2023 PROWAG Section R304.3.4
Landings shall be provided at the bottom of parallel curb ramps. Landings shall be 48 inches (1220 mm) wide minimum by 48 inches (1220 mm) long minimum. The slope of the landing, measured parallel to the direction of travel on the curb ramp run, shall be permitted to be equal to or less than the slope of the roadway or the cross slope of the crosswalk as specified by R302.5. The cross slope of the landing shall be 1:48 (2.1%) maximum measured perpendicular to the direction of travel on the curb ramp run.

Citation:

2023 PROWAG Section: R304.3.4

A3. Digital Report Sample

Additional evaluation reports are available upon request.

[Blank Page]

City of Georgetown - Web Accessibility Review

Georgetown Careers

Page	Location	Finding	Guideline	Compliance Level	Screenshot	Recommendation	Severity	Other Resources	Relevant Code Snippets/Notes
Careers	Aside - HR Department and Hours containers	Heading levels do not match for similar level of information	1.3.1 Info & Relationships	WCAG 2.0 A	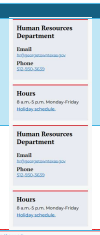	"Human Resources Department" and "Hours" should have the same heading level.	3 - Low	W3 content structure guide	
Careers	Aside - HR Department and Hours containers	Missing heading level or semantic markup	1.3.1 Info & Relationships	WCAG 2.0 A		For "Email" and "Phone" consider making them lower heading classes - they visually present as a heading and therefore should have the semantic markup to match.	3 - Low	W3 content structure guide	
Careers	Main Content - blank <h3>	Blank heading and use of for presentation line breaks	1.3.1 Info & Relationships	WCAG 2.0 A	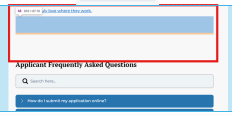	Remove <h3> classification and elements. Headings should only be applied to text that are serving as a heading. should only be used to create a line break when the break is part of the content (ex: address, poem) Use CSS to control spacing	3 - Low	Use of 	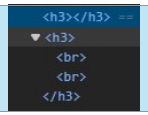
Careers	FAQs - blank <h3>	Heading level applied to blank area	2.4.6 Headings & Labels	WCAG 2.0 A	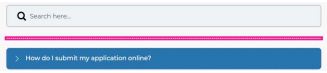	Ensure that programmatic headings match to visible text and are informative - blank headings are confusing.	3 - Low	W3 content structure guide	
Careers	Main Content	Skipped Heading Level	1.3.1 Info & Relationships	WCAG 2.0 A		Adjust the <h3> to be <h2> following the main header <h1> Headings should progress sequentially through the page as they get less important	3 - Low	Heading Structure	
Careers	Aside menus: Nav, HR, and Hours	Skipped Heading Levels and uneven headings	1.3.1 Info & Relationships	WCAG 2.0 A		Adjust the aside menu headings to be the same levels. "Related Links" "HR Dept.." and "Hours" all look and function the same in their respective aside boxes so should be the same heading level.	3 - Low	Heading Structure	
Careers	Main content - Careers at GTX blurb	Missing semantic markup	1.3.1 Info & Relationships	WCAG 2.0 A	At the City of Georgetown, we believe work should be more than just a job — it should be a place where you feel inspired, valued, and proud to make a difference. That's why we embrace the spirit of #LoveWhereYouWork by cultivating a positive and collaborative culture where your contributions truly matter. Whether you're serving the community directly or supporting those who do, you'll find purpose in your role and opportunities to grow in a city known for its charm, innovation, and strong sense of community. Join us in shaping the future of Georgetown and discover why so many of our employees truly love where they work.	This text should have <p> to demark a paragraph programmatically	3 - Low	W3 content structure guide	
Careers	Applicant FAQ header	FAQ heading the same level as the FAQs below	1.3.1 Info & Relationships	WCAG 2.0 A	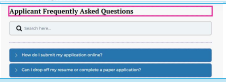	Adjust heading level of the questions below the FAQ heading so that they would nest in the page order.	3 - Low	Heading Structure	<h2> Applicant Frequently Asked Questions </h2> <h3>How do I submit my application online? </h3> <h3>.....
Careers	FAQ Accordion (expanded)	Heading level applied to blank area	2.4.6 Headings & Labels	WCAG 2.0 A	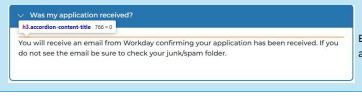	Ensure that programmatic headings match to visible text and are informative - blank headings are confusing. **(This applies to each FAQ accordion)**	3 - Low	W3 content structure guide	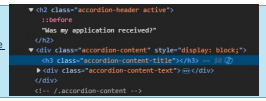
Careers	FAQ Accordion	When using a screen reader, no indication of component or state is given for expanding section	4.1.2 Name, Role, Value	WCAG 2.0 A		Provide programmatic name, role, and states for accordion components so that all users can understand how to navigate and use this section.	1 - High		
Careers	Career quick links	Remove alt text from icons used in buttons	1.1.1 Non-text content	WCAG 2.0 A		Since the text of the link functions as the label and name, the images should all have blank alt text so that assistive technology ignores them. (alt="")	3 - Low		
Careers	Career quick links	Content becomes illegible when user adjusts text spacing	1.4.12 Text Spacing	WCAG 2.1 AA	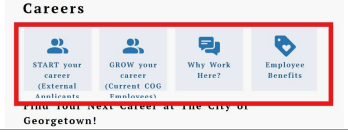	Ensure that content is legible and functional when user manually adjusts the text spacing	2 - Medium		Manual adjustment of text spacing using a bookmarklet that auto-applies the following settings: Line height 1.5 times font, spacing following paragraphs 2 times font size, letter spacing 0.12 times font size, word spacing 0.16 times font size

Appendix B – Grievance Form

The City of Georgetown
Americans with Disabilities Act (ADA) Grievance form
Title II of the Americans with Disability Act Section 504 of the Rehabilitation Act of 1973

Name of Complainant: _____

Name of Agent/Representative:

_____

Address of Complainant: _____

Telephone of Complainant ( )_____Email of Complainant_____

Preferred Method of Contact: (1) Phone (2) Email (3) Mail (4) Other

DESCRIPTION OF GRIEVANCE

This grievance as it relates to a City of Georgetown: service ___activity_____ program_____benefit_____practice_____or policy_____

Provide the date(s) the incident occurred: _____

Which City of Georgetown Department, if any, is alleged by you to have failed compliance with the ADA Law?

City Department: _____
Address: _____
Telephone: ( ) _____

Please identify the names of all City of Georgetown agents, representatives, or employees, if any, whom you contend were involved. (Use additional paper if necessary)

_____

_____

_____

Give a brief description of incident that made the basis of your grievance. Include in your response the identity of the service, activity, program, or benefit you contend your access has been denied or any other manner you contend you have been subjected to discrimination. Please also provide in your description specific dates, times, and places as well as the names, addresses, and telephone numbers of any and all persons who may have witnessed or been involved in the act or basis of your complaint. (Attach additional information if needed).

_____

_____

_____

_____

_____

_____

Please provide a suggested outcome for resolution:

_____

_____

_____

_____

_____

_____

Signature of Complainant/Representative

_____

Printed Name of Complainant/Representative

Date: _____

Complaints shall be submitted in writing to the office of the ADA Coordinator:

Lua Saluone
Georgetown City Hall
808 Martin Luther King Jr. St.
Georgetown, TX 78626
OR
Email at ada@georgetowntexas.gov

Appendix C – Public Outreach

Overview of Public Engagement

As part of the ADA Self-Evaluation and Transition Plan update, the City conducted a public outreach survey to gather input from community members, including individuals with disabilities, caregivers, advocates, and the general public. The survey was designed to identify accessibility concerns, priorities, and lived experiences related to City programs, services, facilities, and the public right-of-way.

The feedback received through this process was used to inform the City's understanding of existing barriers and to help guide future ADA transition planning efforts.

Types of Questions Asked

The survey included open-ended questions that invited respondents to share feedback across several broad topic areas, including:

- General accessibility experiences when interacting with City facilities, services, and public spaces
- Physical access issues in the public right-of-way, such as sidewalks, curb ramps, crossings, and pathways
- Access to City facilities and amenities, including buildings, parks, and recreational areas
- Communication and information access, including signage, wayfinding, and availability of accessible formats
- Suggestions for improvement, allowing respondents to identify priorities or recommend changes to improve accessibility citywide

These questions were intentionally open-ended to allow respondents to describe issues most relevant to their individual experiences.

Summary of Public Feedback Received

Overall, public comments reflected a range of accessibility experiences and highlighted recurring themes rather than isolated concerns.

Key types of feedback included:

- Barriers in the pedestrian environment, such as uneven or missing sidewalks, inadequate curb ramps, drainage issues, and challenges navigating intersections
- Facility access concerns, including building entrances, parking, restroom accessibility, and path-of-travel issues within City properties
- Maintenance-related issues, where existing accessible features were present but difficult to use due to wear, obstructions, or lack of upkeep

In addition to identifying barriers, several respondents expressed appreciation for the City's efforts to solicit public input and emphasized the importance of continued engagement with the disability community.

FAQ's

The following questions and responses reflect themes and concerns raised by community members during the public outreach process for the City's ADA Self-Evaluation and Transition Plan update. These frequently asked questions were developed to provide clarity regarding the City's approach to identifying accessibility barriers, prioritizing improvements, and advancing compliance with the Americans with Disabilities Act (ADA).

Q: What is the ADA?

The Americans with Disabilities Act (ADA) is a federal civil rights law enacted on July 26, 1990. The ADA prohibits discrimination against individuals with disabilities and ensures equal access to programs, services, and activities.

Title II of the ADA applies to state and local governments and requires that programs, services, and activities be accessible to people with disabilities. “Programs” include, but are not limited to, pedestrian facilities such as sidewalks and curb ramps, City facilities and buildings, parks and recreational amenities, and City-operated websites and digital content.

Q: What is an ADA Transition Plan and why is it necessary?

When the ADA was enacted, it was recognized that many existing facilities and infrastructure elements would not immediately meet accessibility requirements. As a result, federal regulations require state and local governments with 50 or more employees to conduct a self-evaluation to identify physical barriers that limit access to programs, services, and activities.

An ADA Transition Plan documents the results of that self-evaluation and outlines the steps the City will take to remove identified physical barriers over time. The Transition Plan establishes priorities, schedules improvements, and demonstrates the City’s ongoing commitment to ADA compliance.

Q: Is the City of Georgetown required to make all of their facilities ADA compliant?

The ADA requires that the City ensure its programs, services, and activities are accessible to people with disabilities when viewed in their entirety. This does not necessarily require every City facility or element to be fully accessible in all cases.

However, the City is committed to improving accessibility across its facilities, public spaces, and programs. Public input, along with ongoing coordination with the community, will continue to help guide the City’s accessibility priorities and improvement efforts.

Q: Why are there elements in public rights-of-way that are non-compliant?

Public rights-of-way are influenced by a variety of factors. Much of the City's sidewalk, curb ramp, and roadway infrastructure were constructed prior to the ADA or before current accessibility standards were established.

While the Americans with Disabilities Act Accessibility Guidelines (ADAAG) have been in place since the early 1990s, specific accessibility standards for public rights-of-way have evolved over time and have not yet been fully adopted as enforceable federal regulations. In addition, public rights-of-way are exposed to natural conditions that can cause deterioration, shifting, or drainage issues that affect accessibility.

In some cases, improvements may require coordination with other agencies, such as utility providers or transit authorities, or may involve constraints related to available right-of-way width or property ownership. These factors can affect the timing and complexity of accessibility improvements.

Q: What are the next steps?

Now that public outreach input has been collected, the City will evaluate the feedback alongside field data, facility assessments, and regulatory requirements. This information will be used to develop short-term and long-term implementation projects.

The ADA Transition Plan is intended to be a living document. It will be updated periodically to reflect completed improvements and to add future projects to the implementation schedule.

Q: How can I provide comments to the City of Georgetown about this project or to make a request?

Public input is an important part of the City's ADA efforts. Community members may submit comments, request accommodations, or report accessibility concerns by contacting the City's ADA and Title VI Coordinator:

Lua Saluone

Phone: 512-930-6574

Email: ada@georgetowntexas.gov

Feedback may also be submitted through the City's askGTX service.

Appendix D - ADA Title II & Section 504 Written Assurance

The City of Georgetown assures that no qualified individual with a disability shall, on the basis of disability, be excluded from participation in, denied the benefits of, or otherwise be subjected to discrimination under any program, service, or activity administered by the City, in accordance with Title II of the Americans with Disabilities Act of 1990 (42 U.S.C. §§ 12131–12165), its implementing regulations at 28 CFR Part 35, and Section 504 of the Rehabilitation Act of 1973 (29 U.S.C. § 794), as implemented by 49 CFR Part 27.

The City affirms that it has designated an ADA/Section 504 Coordinator, adopted grievance procedures, issued a public notice of nondiscrimination, and will take appropriate steps to ensure effective communication, reasonable modifications, and program accessibility in its programs, services, and activities.

This assurance applies to all City departments, operations, facilities, contractors, and subrecipients involved in the administration of City programs and services.

_____ _____

Josh Schroeder, Mayor Date

Appendix E - ADA Nondiscrimination Statement

The City of Georgetown does not discriminate against any qualified disabled person solely by reason of his or her disability, exclude from participation in, deny the benefits of, or otherwise subject individuals to discrimination, including discrimination of employment, under any program or activity that receives or benefits from federal financial assistance.

Additionally, the City of Georgetown ensures its programs will be conducted, and its facilities operated, in compliance with all non-discriminatory practices and requirements imposed by or pursuant to 49 Code of Federal Regulations (CFR) Part 27, 28 CFR Part 35 and 42 USC §§ 12101 – 12213.

_____ _____

Josh Schroeder, Mayor Date

City of Georgetown, Texas
City Council
March 10, 2026

SUBJECT:
Sterling Contract Amendment

SUGGESTED ACTION:
Consideration and possible action to approve an amendment to the Services Agreement with Sterling Global Industries, LLC, contract 25-0267-SC, to modify Exhibit C of the Agreement to amend pricing and to add the items included in Exhibit 1 to this First Amendment -- Richard Pajestka, Electric Engineering and Operations Manager

ITEM SUMMARY:
The City of Georgetown awarded Contract 25-0267-SC to Sterling Global Industries LLC (the "Contractor") on September 9, 2025. Since that time, the Electric Utility has added additional Construction Assembly Units to its standards. This amendment intends to enable the Contractor to be able to bill accurately and accordingly with the Utility's construction standards.

FINANCIAL IMPACT:
Funds are included in the FY26 CIP Budget. This amendment does not affect the contract value.

SUBMITTED BY:
Rene Bywater-Barajas, Electric Department

ATTACHMENTS:
Sterling Amended Pricing-Addt'l Units.pdf
25-0267-SC - Sterling Global LLc [FULLY EXE].pdf
25-0267-SC-A1 Sterling Global Exhibits.pdf

		Sterling ORIGINAL OVERHEAD CONSTRUCTION PRICING			Sterling AMENDED OVERHEAD CONSTRUCTION PRICING			
		$457,809.24	$343,413.53	$276,049.30	$285,334.98	$346,385.40	$290,310.70	
	Unit Name	NEW	RETIRED	RELOCATED	NEW	RETIRED	RELOCATED	Notes from Sterling
1	#1/0 ACSR	$1.92	$1.47		$1.92	$1.47	$3.36	
2	#1/0 QPLX	$2.54	$1.94		$2.54	$1.94	$4.45	
3	#1/0 TPLX	$2.37	$1.82		$2.37	$1.82	$4.15	
4	#2 TPLX	$2.37	$1.82		$2.37	$1.82	$4.15	
5	#2/0 ACSR	$1.04	$0.80		$1.04	$0.80	$1.82	
6	#336 AAC	$2.57	$1.97		$2.57	$1.97	$4.50	
7	#4 ACSR	$1.74	$1.34		$1.74	$1.34	$3.05	
8	#4 CU	$1.74	$1.34		$1.74	$1.34	$3.05	
9	#4/0 QPLX	$3.04	$2.33		$3.04	$2.33	$5.32	
10	#4/0 TPLX	$2.84	$2.18		$2.84	$2.18	$4.97	
11	#6 DPLX	$1.90	$1.46		$1.90	$1.46	$3.33	
12	#795 AAC	$2.82	$2.16		$2.82	$2.16	$4.94	
13	35-4	$639.07	$479.30		$562.04	$479.30		New pole pricing would only be if (extras') would be added ie. Hand dig hole, vac hole, rock encountered adder see tab 4 Sterling would like to add (plus traffic control it needed plus 15% adder) pass through
14	40-3	$702.97	$527.23		$622.28	$527.23		New pole pricing would only be if (extras') would be added ie. Hand dig hole, vac hole, rock encountered adder see tab 4 Sterling would like to add (plus traffic control it needed plus 15% adder) pass through
15	45-1	$773.27	$579.95		$706.74	$579.95		New pole pricing would only be if (extras') would be added ie. Hand dig hole, vac hole, rock encountered adder see tab 4 Sterling would like to add (plus traffic control it needed plus 15% adder) pass through
16	45-2	$773.27	$579.95		$729.03	$579.95		New pole pricing would only be if (extras') would be added ie. Hand dig hole, vac hole, rock encountered adder see tab 4 Sterling would like to add (plus traffic control it needed plus 15% adder) pass through
17	45-H1	$806.11	$604.58		$745.10	$604.58		New pole pricing would only be if (extras') would be added ie. Hand dig hole, vac hole, rock encountered adder see tab 4 Sterling would like to add (plus traffic control it needed plus 15% adder) pass through
18	45-H2	$862.56	$646.92		$754.95	$646.92		New pole pricing would only be if (extras') would be added ie. Hand dig hole, vac hole, rock encountered adder see tab 4 Sterling would like to add (plus traffic control it needed plus 15% adder) pass through
19	50-1	$850.60	$637.95		$777.12	$637.95		New pole pricing would only be if (extras') would be added ie. Hand dig hole, vac hole, rock encountered adder see tab 4 Sterling would like to add (plus traffic control it needed plus 15% adder) pass through
20	50-2	$850.60	$637.95		$777.12	$637.95		New pole pricing would only be if (extras') would be added ie. Hand dig hole, vac hole, rock encountered adder see tab 4 Sterling would like to add (plus traffic control it needed plus 15% adder) pass through
21	50-H1	$902.83	$677.12		$807.30	$677.12		New pole pricing would only be if (extras') would be added ie. Hand dig hole, vac hole, rock encountered adder see tab 4 Sterling would like to add (plus traffic control it needed plus 15% adder) pass through
22	50-H2	$966.04	$724.53		$836.28	$724.53		New pole pricing would only be if (extras') would be added ie. Hand dig hole, vac hole, rock encountered adder see tab 4 Sterling would like to add (plus traffic control it needed plus 15% adder) pass through
23	55-1	$935.66	$701.75		$885.96	$701.75		New pole pricing would only be if (extras') would be added ie. Hand dig hole, vac hole, rock encountered adder see tab 4 Sterling would like to add (plus traffic control it needed plus 15% adder) pass through
24	55-H1	$1,101.17	$825.88		$893.57	$825.88		New pole pricing would only be if (extras') would be added ie. Hand dig hole, vac hole, rock encountered adder see tab 4 Sterling would like to add (plus traffic control it needed plus 15% adder) pass through
25	55-H2	$1,082.28	$811.71		$889.20	$811.71		New pole pricing would only be if (extras') would be added ie. Hand dig hole, vac hole, rock encountered adder see tab 4 Sterling would like to add (plus traffic control it needed plus 15% adder) pass through
26	60-1	$1,029.23	$771.92		$976.98	$771.92		New pole pricing would only be if (extras') would be added ie. Hand dig hole, vac hole, rock encountered adder see tab 4 Sterling would like to add (plus traffic control it needed plus 15% adder) pass through
27	65-1	$1,132.15	$849.11		$1,072.21	$849.11		New pole pricing would only be if (extras') would be added ie. Hand dig hole, vac hole, rock encountered adder see tab 4 Sterling would like to add (plus traffic control it needed plus 15% adder) pass through
28	C35S	$6,540.00	$4,905.00		$976.98	$4,905.00		would use new pricing if Crane / concrete or other material used is cost plus 15% this pricing would only be to dig hole, haul to site and labor to set. Along with other (extra)ie.Holding Pole, Hand dig hole, vac hole, rock encountered adder see tab 4 Sterling would like to add (plus traffic control it needed plus 15% adder) pass through
29	C45G	$6,948.92	$5,211.69		$976.98	$5,211.69		would use new pricing if Crane / concrete or other material used is cost plus 15% this pricing would only be to dig hole, haul to site and labor to set. Along with other (extra)ie.Holding Pole, Hand dig hole, vac hole, rock encountered adder see tab 4 Sterling would like to add (plus traffic control it needed plus 15% adder) pass through
30	C45S	$6,404.44	$4,803.33		$1,045.78	$4,803.33		would use new pricing if Crane / concrete or other material used is cost plus 15% this pricing would only be to dig hole, haul to site and labor to set. Along with other (extra)ie.Holding Pole, Hand dig hole, vac hole, rock encountered adder see tab 4 Sterling would like to add (plus traffic control it needed plus 15% adder) pass through
31	C50G	$7,882.89	$5,912.17		$1,045.78	$5,912.17		would use new pricing if Crane / concrete or other material used is cost plus 15% this pricing would only be to dig hole, haul to site and labor to set. Along with other (extra)ie.Holding Pole, Hand dig hole, vac hole, rock encountered adder see tab 4 Sterling would like to add (plus traffic control it needed plus 15% adder) pass through

32	C50G S	$7,730.11	$5,797.58		$1,474.49	$5,797.58		would use new pricing if Crane / concrete or other material used is cost plus 15% this pricing would only be to dig hole, haul to site and labor to set. Along with other (extra)ie.Holding Pole, Hand dig hole, vac hole, rock encountered adder see tab 4 Sterling would like to add (plus traffic control it needed plus 15% adder) pass through
33	C55G	$8,455.85	$6,341.89		$1,474.49	$6,341.89		would use new pricing if Crane / concrete or other material used is cost plus 15% this pricing would only be to dig hole, haul to site and labor to set. Along with other (extra)ie.Holding Pole, Hand dig hole, vac hole, rock encountered adder see tab 4 Sterling would like to add (plus traffic control it needed plus 15% adder) pass through
34	C55S	$9,200.11	$6,900.08		$2,102.89	$6,900.08		would use new pricing if Crane / concrete or other material used is cost plus 15% this pricing would only be to dig hole, haul to site and labor to set. Along with other (extra)ie.Holding Pole, Hand dig hole, vac hole, rock encountered adder see tab 4 Sterling would like to add (plus traffic control it needed plus 15% adder) pass through
35	C60G	$9,101.43	$6,826.07		$2,102.89	$6,826.07		would use new pricing if Crane / concrete or other material used is cost plus 15% this pricing would only be to dig hole, haul to site and labor to set. Along with other (extra)ie.Holding Pole, Hand dig hole, vac hole, rock encountered adder see tab 4 Sterling would like to add (plus traffic control it needed plus 15% adder) pass through
36	C60S	$10,670.11	$8,002.58		$2,789.31	$8,002.58		would use new pricing if Crane / concrete or other material used is cost plus 15% this pricing would only be to dig hole, haul to site and labor to set. Along with other (extra)ie.Holding Pole, Hand dig hole, vac hole, rock encountered adder see tab 4 Sterling would like to add (plus traffic control it needed plus 15% adder) pass through
37	C65G	$11,111.57	$8,333.68		$2,789.31	$8,333.68		would use new pricing if Crane / concrete or other material used is cost plus 15% this pricing would only be to dig hole, haul to site and labor to set. Along with other (extra)ie.Holding Pole, Hand dig hole, vac hole, rock encountered adder see tab 4 Sterling would like to add (plus traffic control it needed plus 15% adder) pass through
38	C65S	$12,140.11	$9,105.08		$3,683.06	$9,105.08		would use new pricing if Crane / concrete or other material used is cost plus 15% this pricing would only be to dig hole, haul to site and labor to set. Along with other (extra)ie.Holding Pole, Hand dig hole, vac hole, rock encountered adder see tab 4 Sterling would like to add (plus traffic control it needed plus 15% adder) pass through
39	C70G	$12,592.73	$9,444.55		$3,683.06	$9,444.55		would use new pricing if Crane / concrete or other material used is cost plus 15% this pricing would only be to dig hole, haul to site and labor to set. Along with other (extra)ie.Holding Pole, Hand dig hole, vac hole, rock encountered adder see tab 4 Sterling would like to add (plus traffic control it needed plus 15% adder) pass through
40	C70S	$13,610.11	$10,207.58		$3,951.25	$10,207.58		would use new pricing if Crane / concrete or other material used is cost plus 15% this pricing would only be to dig hole, haul to site and labor to set. Along with other (extra)ie.Holding Pole, Hand dig hole, vac hole, rock encountered adder see tab 4 Sterling would like to add (plus traffic control it needed plus 15% adder) pass through
41	C75G	$14,109.27	$10,581.95		$3,951.25	$10,581.95		would use new pricing if Crane / concrete or other material used is cost plus 15% this pricing would only be to dig hole, haul to site and labor to set. Along with other (extra)ie.Holding Pole, Hand dig hole, vac hole, rock encountered adder see tab 4 Sterling would like to add (plus traffic control it needed plus 15% adder) pass through
42	C75S	$15,080.11	$11,310.08		$4,415.68	$11,310.08		would use new pricing if Crane / concrete or other material used is cost plus 15% this pricing would only be to dig hole, haul to site and labor to set. Along with other (extra)ie.Holding Pole, Hand dig hole, vac hole, rock encountered adder see tab 4 Sterling would like to add (plus traffic control it needed plus 15% adder) pass through
43	C80S	$16,550.11	$12,412.58		$4,864.18	$12,412.58		would use new pricing if Crane / concrete or other material used is cost plus 15% this pricing would only be to dig hole, haul to site and labor to set. Along with other (extra)ie.Holding Pole, Hand dig hole, vac hole, rock encountered adder see tab 4 Sterling would like to add (plus traffic control it needed plus 15% adder) pass through
44	C85S	$18,020.11	$13,515.08		$5,316.84	$13,515.08		would use new pricing if Crane / concrete or other material used is cost plus 15% this pricing would only be to dig hole, haul to site and labor to set. Along with other (extra)ie.Holding Pole, Hand dig hole, vac hole, rock encountered adder see tab 4 Sterling would like to add (plus traffic control it needed plus 15% adder) pass through
45	D50-H2	$7,887.87	$5,915.90		$1,947.14	$5,915.90		would use new pricing if Crane / concrete or other material used is cost plus 15% this pricing would only be to dig hole, haul to site and labor to set. Along with other (extra)ie.Holding Pole, Hand dig hole, vac hole, rock encountered adder see tab 4 Sterling would like to add (plus traffic control it needed plus 15% adder) pass through
46	D50-H3	$7,887.87	$5,915.90		$2,065.67	$5,915.90		would use new pricing if Crane / concrete or other material used is cost plus 15% this pricing would only be to dig hole, haul to site and labor to set. Along with other (extra)ie.Holding Pole, Hand dig hole, vac hole, rock encountered adder see tab 4 Sterling would like to add (plus traffic control it needed plus 15% adder) pass through
47	D55-H1	$9,387.87	$7,040.90		$1,947.14	$7,040.90		would use new pricing if Crane / concrete or other material used is cost plus 15% this pricing would only be to dig hole, haul to site and labor to set. Along with other (extra)ie.Holding Pole, Hand dig hole, vac hole, rock encountered adder see tab 4 Sterling would like to add (plus traffic control it needed plus 15% adder) pass through

48	D55-H2	$9,387.87	$7,040.90		$2,045.62	$7,040.90		would use new pricing if Crane / concrete or other material used is cost plus 15% this pricing would only be to dig hole, haul to site and labor to set. Along with other (extra)ie.Holding Pole, Hand dig hole, vac hole, rock encountered adder see tab 4 Sterling would like to add (plus traffic control it needed plus 15% adder) pass through
49	D55-H3	$9,387.87	$7,040.90		$2,165.28	$7,040.90		would use new pricing if Crane / concrete or other material used is cost plus 15% this pricing would only be to dig hole, haul to site and labor to set. Along with other (extra)ie.Holding Pole, Hand dig hole, vac hole, rock encountered adder see tab 4 Sterling would like to add (plus traffic control it needed plus 15% adder) pass through
50	DC-FVC1	$489.09	$366.82	$766.64	$489.09	$366.82	$766.64	
51	DC-FVC1-2	$489.09	$366.82	$733.64	$489.09	$366.82	$733.64	
52	DC-FVC1-C	$815.14	$611.36	$1,222.71	$815.14	$611.36	$1,222.71	
53	DC-FVC1-R	$815.14	$611.36	$1,222.71	$815.14	$611.36	$1,222.71	
54	DC-FVC2	$815.14	$611.36	$1,222.71	$815.14	$611.36	$1,222.71	
55	DC-FVC2-R	$815.14	$611.36	$1,222.71	$815.14	$611.36	$1,222.71	
56	DC-FVC7	$702.98	$527.24	$1,054.47	$702.98	$527.24	$1,054.47	
57	DC-FVC8(10ft)	$798.84	$599.13	$1,198.26	$798.84	$599.13	$1,198.26	
58	DC-FVC8(10ft)-DA	$1,141.20	$855.90	$1,711.80	$1,141.20	$855.90	$1,711.80	
59	DE-CLAMP #336	$34.98	$26.24		$34.98	$26.24	$61.22	
60	DE-CLAMP #336 - #954	$34.98	$26.24		$34.98	$26.24	$61.22	
61	DE-CLAMP #4 - #336	$34.98	$26.24		$34.98	$26.24	$61.22	
62	DE-CLAMP #6 - #2/0	$34.98	$26.24		$34.98	$26.24	$61.22	
63	DVG110-1.5 240-120	$320.42	$240.32	$480.63	$320.42	$240.32	$480.63	
64	DVG110-10 240/120	$489.09	$366.82	$733.64	$489.09	$366.82	$733.64	
65	DVG110-100 240/120	$599.31	$449.48	$898.97	$599.31	$449.48	$898.97	
66	DVG110-15 240/120	$489.09	$366.82	$733.64	$489.09	$366.82	$733.64	
67	DVG110-167 240/120	$599.31	$449.48	$898.97	$599.31	$449.48	$898.97	
68	DVG110-25 240/120	$489.09	$366.82	$733.64	$489.09	$366.82	$733.64	
69	DVG110-25 480/240	$489.09	$366.82	$733.64	$489.09	$366.82	$733.64	
70	DVG110-37.5 240/120	$489.09	$366.82	$733.64	$489.09	$366.82	$733.64	
71	DVG110-5 240/120	$489.09	$366.82	$733.64	$489.09	$366.82	$733.64	
72	DVG110-50 240/120	$489.09	$366.82	$733.64	$489.09	$366.82	$733.64	
73	DVG110-75 240/120	$489.09	$366.82	$733.64	$489.09	$366.82	$733.64	
74	DVG210-10 240 OY-OD	$733.62	$550.20	$1,100.43	$733.62	$550.20	$1,100.43	
75	DVG210-100 240 OY-OD	$981.23	$735.92	$1,471.85	$981.23	$735.92	$1,471.85	
76	DVG210-100/15 240 OY	$989.15	$741.86	$1,483.73	$989.15	$741.86	$1,483.73	
77	DVG210-100/75 240 OY	$969.37	$727.03	$1,454.06	$969.37	$727.03	$1,454.06	
78	DVG210-15	$718.95	$539.21	$1,078.43	$718.95	$539.21	$1,078.43	
79	DVG210-15/50 240 OY-	$843.67	$632.75	$1,265.51	$843.67	$632.75	$1,265.51	
80	DVG210-167 240 OY-OD	$1,177.14	$882.86	$1,765.71	$1,177.14	$882.86	$1,765.71	
81	DVG210-25 240 OY-OD	$733.62	$550.22	$1,100.43	$733.62	$550.22	$1,100.43	
82	DVG210-25/10 240	$733.62	$550.22	$1,100.43	$733.62	$550.22	$1,100.43	
83	DVG210-25/15 240	$733.62	$550.22	$1,100.43	$733.62	$550.22	$1,100.43	
84	DVG210-25/5 240	$733.62	$550.22	$1,100.43	$733.62	$550.22	$1,100.43	
85	DVG210-25/50 240 OY-	$826.80	$620.10	$1,240.20	$826.80	$620.10	$1,240.20	
86	DVG210-25/75 OY	$843.67	$632.75	$1,265.51	$843.67	$632.75	$1,265.51	
87	DVG210-37.5 240 OY-O	$843.67	$632.75	$1,265.51	$843.67	$632.75	$1,265.51	
88	DVG210-37.5/15 240	$733.62	$550.22	$1,100.43	$733.62	$550.22	$1,100.43	
89	DVG210-37.5/25	$733.62	$550.22	$1,100.43	$733.62	$550.22	$1,100.43	
90	DVG210-50 240 OY-OD	$989.56	$742.17	$1,484.34	$989.56	$742.17	$1,484.34	
91	DVG210-75 240 OY-OD	$989.56	$742.17	$1,484.34	$989.56	$742.17	$1,484.34	
92	DVG210-75/50 240/480	$989.56	$742.17	$1,484.34	$989.56	$742.17	$1,484.34	
93	DVG220-37.5/50 240/480- MISSING 35kVA	$989.56	$742.17	$1,484.34	$989.56	$742.17	$1,484.34	
94	DVG310-10 208/120	$1,222.70	$917.03	$1,834.05	$1,222.70	$917.03	$1,834.05	
95	DVG310-100 208/120	$1,505.75	$1,129.31	$2,258.63	$1,505.75	$1,129.31	$2,258.63	
96	DVG310-15 208/120	$1,222.70	$917.03	$1,834.05	$1,222.70	$917.03	$1,834.05	
97	DVG310-167 208/120	$1,655.47	$1,241.60	$2,483.21	$1,655.47	$1,241.60	$2,483.21	
98	DVG310-25 208	$1,222.70	$917.03	$1,834.05	$1,222.70	$917.03	$1,834.05	
99	DVG310-37.5 208/120 * *MISSING 37.5 kVA XFMR	$1,222.70	$917.03	$1,834.05	$1,222.70	$917.03	$1,834.05	
100	DVG310-50	$1,222.70	$917.03	$1,834.05	$1,222.70	$917.03	$1,834.05	
101	DVG310-75 208/120	$1,222.70	$917.03	$1,834.05	$1,222.70	$917.03	$1,834.05	
102	DVG311-10	$1,222.70	$917.03	$1,834.05	$1,222.70	$917.03	$1,834.05	
103	DVG311-100	$1,505.75	$1,129.31	$2,258.63	$1,505.75	$1,129.31	$2,258.63	
104	DVG311-15 480/277	$1,222.70	$917.03	$1,834.05	$1,222.70	$917.03	$1,834.05	
105	DVG311-25 277/480	$1,222.70	$917.03	$1,834.05	$1,222.70	$917.03	$1,834.05	
106	DVG311-50 480/277	$1,222.70	$917.03	$1,834.05	$1,222.70	$917.03	$1,834.05	
107	DVG311-75 480/277	$1,222.70	$917.03	$1,834.05	$1,222.70	$917.03	$1,834.05	
108	DVG320-25 480/240	$1,222.70	$917.03	$1,834.05	$1,222.70	$917.03	$1,834.05	
109	E1-2	$163.03	$122.27	$244.55	$163.03	$122.27	$244.55	
110	E1-2S	$195.64	$146.73	$293.46	$195.64	$146.73	$293.46	
111	E1-3F	$163.03	$122.27	$244.55	$163.03	$122.27	$244.55	
112	E1-3N	$163.03	$122.27	$244.55	$163.03	$122.27	$244.55	
113	E2-2-Cable	$183.19	$137.39	$274.79	$183.19	$137.39	$274.79	
114	E2-2-Plate	$72.06	$54.05	$108.09	$72.06	$54.05	$108.09	
115	E3-10	$20.22	$15.17	$30.33	$20.22	$15.17	$30.33	
116	EYEBOLT	$19.57	$14.68		$19.57	$14.68	$34.25	
117	EYENUT	$9.52	$7.14		$9.52	$7.14	$16.66	
118	F1-4	$339.10	$254.33		$339.10	$254.33		
119	F35-4	$652.11	$489.08		$562.04	$489.08		New pole pricing would only be if (extras') would be added ie. Hand dig hole, vac hole, rock encountered adder see tab 4 Sterling would like to add (plus traffic control it needed plus 15% adder) pass through
120	F45-1	$789.05	$591.79		$706.74	$591.79		New pole pricing would only be if (extras') would be added ie. Hand dig hole, vac hole, rock encountered adder see tab 4 Sterling would like to add (plus traffic control it needed plus 15% adder) pass through
121	F45-2	$789.05	$591.79		$729.03	$591.79		New pole pricing would only be if (extras') would be added ie. Hand dig hole, vac hole, rock encountered adder see tab 4 Sterling would like to add (plus traffic control it needed plus 15% adder) pass through
122	F45-H1	$802.02	$601.52		$745.10	$601.52		New pole pricing would only be if (extras') would be added ie. Hand dig hole, vac hole, rock encountered adder see tab 4 Sterling would like to add (plus traffic control it needed plus 15% adder) pass through
123	F45-H2	$827.06	$620.30		$754.95	$620.30		New pole pricing would only be if (extras') would be added ie. Hand dig hole, vac hole, rock encountered adder see tab 4 Sterling would like to add (plus traffic control it needed plus 15% adder) pass through

124	F45-H5	$864.14	$648.11		$801.16	$648.11		New pole pricing would only be if (extras') would be added ie. Hand dig hole, vac hole, rock encountered adder see tab 4 Sterling would like to add (plus traffic control it needed plus 15% adder) pass through
125	F45-H6	$872.19	$654.14		$813.42	$654.14		New pole pricing would only be if (extras') would be added ie. Hand dig hole, vac hole, rock encountered adder see tab 4 Sterling would like to add (plus traffic control it needed plus 15% adder) pass through
126	F50-2	$902.14	$676.61		$777.12	$676.61		New pole pricing would only be if (extras') would be added ie. Hand dig hole, vac hole, rock encountered adder see tab 4 Sterling would like to add (plus traffic control it needed plus 15% adder) pass through
127	F50-H1	$915.27	$686.45		$807.30	$686.45		New pole pricing would only be if (extras') would be added ie. Hand dig hole, vac hole, rock encountered adder see tab 4 Sterling would like to add (plus traffic control it needed plus 15% adder) pass through
128	F50-H4	$947.12	$710.34		$847.48	$710.34		New pole pricing would only be if (extras') would be added ie. Hand dig hole, vac hole, rock encountered adder see tab 4 Sterling would like to add (plus traffic control it needed plus 15% adder) pass through
129	F50-H6	$977.97	$733.48		$877.16	$733.48		New pole pricing would only be if (extras') would be added ie. Hand dig hole, vac hole, rock encountered adder see tab 4 Sterling would like to add (plus traffic control it needed plus 15% adder) pass through
130	F55-1	$902.15	$676.61		$885.96	$676.61		New pole pricing would only be if (extras') would be added ie. Hand dig hole, vac hole, rock encountered adder see tab 4 Sterling would like to add (plus traffic control it needed plus 15% adder) pass through
131	F55-2	$910.14	$682.61		$892.15	$686.61		New pole pricing would only be if (extras') would be added ie. Hand dig hole, vac hole, rock encountered adder see tab 4 Sterling would like to add (plus traffic control it needed plus 15% adder) pass through
132	F55-H1	$947.14	$710.36		$893.57	$710.36		New pole pricing would only be if (extras') would be added ie. Hand dig hole, vac hole, rock encountered adder see tab 4 Sterling would like to add (plus traffic control it needed plus 15% adder) pass through
133	F55-H4	$975.00	$740.00		$904.18	$740.00		New pole pricing would only be if (extras') would be added ie. Hand dig hole, vac hole, rock encountered adder see tab 4 Sterling would like to add (plus traffic control it needed plus 15% adder) pass through
134	F60-1	$1,022.56	$766.92		$976.98	$766.92		New pole pricing would only be if (extras') would be added ie. Hand dig hole, vac hole, rock encountered adder see tab 4 Sterling would like to add (plus traffic control it needed plus 15% adder) pass through
135	F60-H2	$1,150.00	$850.00		$1,062.15	$850.00		New pole pricing would only be if (extras') would be added ie. Hand dig hole, vac hole, rock encountered adder see tab 4 Sterling would like to add (plus traffic control it needed plus 15% adder) pass through
136	F60-H3	$1,335.64	$1,001.73		$1,150.00	$1,001.73		New pole pricing would only be if (extras') would be added ie. Hand dig hole, vac hole, rock encountered adder see tab 4 Sterling would like to add (plus traffic control it needed plus 15% adder) pass through
137	F60-H4	$1,400.00	$1,075.00		$1,335.64	$1,075.00		New pole pricing would only be if (extras') would be added ie. Hand dig hole, vac hole, rock encountered adder see tab 4 Sterling would like to add (plus traffic control it needed plus 15% adder) pass through
138	F60-H6	$1,535.42	$1,151.57		$1,400.00	$1,151.57		New pole pricing would only be if (extras') would be added ie. Hand dig hole, vac hole, rock encountered adder see tab 4 Sterling would like to add (plus traffic control it needed plus 15% adder) pass through
139	F65-H4	$1,600.00	$1,225.00		$1,535.42	$1,225.00		New pole pricing would only be if (extras') would be added ie. Hand dig hole, vac hole, rock encountered adder see tab 4 Sterling would like to add (plus traffic control it needed plus 15% adder) pass through
140	F70-H2	$1,735.65	$1,301.74		$1,600.00	$1,301.74		New pole pricing would only be if (extras') would be added ie. Hand dig hole, vac hole, rock encountered adder see tab 4 Sterling would like to add (plus traffic control it needed plus 15% adder) pass through
141	FM5-14	$256.63	$192.47	$384.95	$256.63	$192.47	$384.95	
142	FM5-16	$260.85	$195.64	$391.28	$260.85	$195.64	$391.28	
143	FUSE-100T	$63.92	$47.94		$63.92	$47.94		
144	FUSE-10T	$63.92	$47.94		$63.92	$47.94		
145	FUSE-15T	$63.92	$47.94		$63.92	$47.94		
146	FUSE-20T	$63.92	$47.94		$63.92	$47.94		
147	FUSE-25T	$63.92	$47.94		$63.92	$47.94		
148	FUSE-30T	$63.92	$47.94		$63.92	$47.94		
149	FUSE-3T	$63.92	$47.94		$63.92	$47.94		
150	FUSE-40T	$63.92	$47.94		$63.92	$47.94		
151	FUSE-50T	$63.92	$47.94		$63.92	$47.94		
152	FUSE-65T	$63.92	$47.94		$63.92	$47.94		
153	FUSE-6T	$63.92	$47.94		$63.92	$47.94		
154	FUSE-8T	$63.92	$47.94		$63.92	$47.94		
155	FUSE-ABC-100T	$160.77	$120.58		$160.77	$120.58		
156	FUSE-ABC-15T	$160.77	$120.58		$160.77	$120.58		
157	FUSE-ABC-225T	$160.77	$120.58		$160.77	$120.58		
158	FUSE-ABC-25T	$160.77	$120.58		$160.77	$120.58		
159	FUSE-ABC-3T	$160.77	$120.58		$160.77	$120.58		
160	FUSE-ABC-50T	$160.77	$120.58		$160.77	$120.58		
161	FUSE-ABC-6T	$160.77	$120.58		$160.77	$120.58		
162	FUSE-ABC-8T	$160.77	$120.58		$160.77	$120.58		
163	FVA7	$286.93	$215.20	$430.40	$286.93	$215.20	$430.40	
164	FVA8	$286.93	$215.20	$430.40	$286.93	$215.20	$430.40	
165	FVA9	$293.45	$220.09	$440.18	$293.45	$220.09	$440.18	
166	FVA9-NP	$199.64	$149.73	$299.46	$199.64	$149.73	$299.46	
167	FVB1	$228.24	$171.18	$342.36	$228.24	$171.18	$342.36	
168	FVB1-NP	$231.06	$173.30	$346.59	$231.06	$173.30	$346.59	
169	FVB2	$273.89	$205.42	$410.84	$273.89	$205.42	$410.84	
170	FVB2-2	$256.03	$192.02	$384.05	$256.03	$192.02	$384.05	
171	FVB7	$344.32	$258.24	$516.48	$344.32	$258.24	$516.48	
172	FVB7X	$195.64	$146.73	$293.46	$195.64	$146.73	$293.46	
173	FVB8	$390.29	$292.72	$585.44	$390.29	$292.72	$585.44	

174	FVB9	$352.14	$264.11	$528.21	$352.14	$264.11	$528.21	
175	FVC1	$273.89	$205.42	$410.84	$273.89	$205.42	$410.84	
176	FVC1-1	$328.67	$246.50	$493.01	$328.67	$246.50	$493.01	
177	FVC1-2	$273.89	$205.42	$410.84	$273.89	$205.42	$410.84	
178	FVC1-NP	$256.06	$192.05	$384.09	$256.06	$192.05	$384.09	
179	FVC1-R	$273.89	$205.42	$410.84	$273.89	$205.42	$410.84	
180	FVC1-R(12)	$273.89	$205.42	$410.84	$273.89	$205.42	$410.84	
181	FVC2	$328.67	$246.50	$493.01	$328.67	$246.50	$493.01	
182	FVC2-LN	$311.52	$233.64	$467.28	$311.52	$233.64	$467.28	
183	FVC2-R	$360.06	$270.05	$540.09	$360.06	$270.05	$540.09	
184	FVC2-R-LN	$343.08	$257.31	$514.62	$343.08	$257.31	$514.62	
185	FVC7	$404.92	$303.69	$607.38	$404.92	$303.69	$607.38	
186	FVC7 (10)	$413.18	$309.89	$619.77	$413.18	$309.89	$619.77	
187	FVC7 (10)-DA	$454.50	$340.88	$681.75	$454.50	$340.88	$681.75	
188	FVC7 (10)-LN	$413.18	$309.89	$619.77	$413.18	$309.89	$619.77	
189	FVC7 (12)	$488.14	$366.11	$732.21	$488.14	$366.11	$732.21	
190	FVC7-LN	$392.52	$294.39	$588.78	$392.52	$294.39	$588.78	
191	FVC7-NP	$178.14	$133.61	$267.21	$178.14	$133.61	$267.21	
192	FVC7X	$392.52	$294.39	$588.78	$392.52	$294.39	$588.78	
193	FVC8	$546.40	$409.80	$819.60	$546.40	$409.80	$819.60	
194	FVC8 (10)	$546.40	$409.80	$819.60	$546.40	$409.80	$819.60	
195	FVC8-1	$551.87	$413.90	$827.81	$551.87	$413.90	$827.81	
196	FVC8-1 (12)	$557.39	$418.04	$836.09	$557.39	$418.04	$836.09	
197	FVC8-LN (10)	$524.27	$393.20	$786.41	$524.27	$393.20	$786.41	
198	FVC8-LN (12)	$529.52	$397.14	$794.28	$529.52	$397.14	$794.28	
199	FVC8X	$757.47	$568.10	$1,136.21	$757.47	$568.10	$1,136.21	
200	FVC9	$422.57	$316.93	$633.86	$422.57	$316.93	$633.86	
201	FVC9-LN	$405.56	$304.17	$608.34	$405.56	$304.17	$608.34	
202	FVM5-2	$92.14	$69.11	$138.21	$92.14	$69.11	$138.21	
203	GFB	$223.68	$167.76		$223.68			
204	GPFT-A #1/0	$32.61	$24.46		$32.61	$24.46	$57.07	
205	GPFT-A #336	$39.13	$29.35		$39.13	$29.35	$68.48	
206	GPFT-A #795	$39.13	$29.35		$39.13	$29.35	$68.48	
207	GPFT-AN #795	$19.57	$14.68		$19.57	$14.68	$34.25	
208	GPFT-ILD #1/0	$32.61	$24.46		$32.61	$24.46	$57.07	
209	GPFT-ILD #336	$39.13	$29.35		$39.13	$29.35	$68.48	
210	GPFT-ILD #795	$39.13	$29.35		$39.13	$29.35	$68.48	
211	GPFT-ILD#4	$43.15	$32.36		$43.15	$32.36	$75.51	
212	GPFT-ILN #1/0	$16.31	$12.23		$16.31	$12.23	$28.54	
213	GPFT-ILN #336	$19.57	$14.68		$19.57	$14.68	$34.25	
214	GPFT-ILN #4	$16.31	$12.23		$16.31	$12.23	$28.54	
215	GPFT-ILN #795	$19.57	$14.68		$19.57	$14.68	$34.25	
216	GPFT-ILS #1/0	$16.31	$12.23		$16.31	$12.23	$28.54	
217	GPFT-ILS #336	$19.57	$14.68		$19.57	$14.68	$34.25	
218	GPFT-ILS #4	$16.31	$12.23		$16.31	$12.23	$28.54	
219	GPFT-ILS #795	$19.57	$14.68		$19.57	$14.68	$34.25	
220	GPGM	$13.05	$9.79		$13.05	$9.79	$22.84	
221	GPJ #1/0-1/0	$32.61	$24.46		$32.61	$24.46		
222	GPJ #1/0-336	$39.13	$29.35		$39.13	$29.35		
223	GPJ #1/0-4	$32.61	$24.46		$32.61	$24.46		
224	GPJ #1/0-795	$39.13	$29.35		$39.13	$29.35		
225	GPJ #336-336	$39.13	$29.35		$39.13	$29.35		
226	GPJ #336-795	$39.13	$29.35		$39.13	$29.35		
227	GPJ #4-336	$39.13	$29.35		$39.13	$29.35		
228	GPJ #4-4	$32.61	$24.46		$32.61	$24.46		
229	GPJ #4-795	$39.13	$29.35		$39.13	$29.35		
230	GPJ #795-795	$39.13	$29.35		$39.13	$29.35		
231	GPJC #1/0	$32.61	$24.46		$32.61	$24.46		
232	GPJC #336	$43.04	$32.28		$43.04	$32.28		
233	GPJC #4	$32.61	$24.46		$32.61	$24.46		
234	GPJC #795	$43.04	$32.28		$43.04	$32.28		
235	GSTR-L	$65.22	$48.92		$65.22	$48.92	$114.14	
236	GSTR-S	$39.13	$29.35		$39.13	$29.35	$68.48	
237	J8: #4 - #1/0	$45.65	$34.24		$45.65	$34.24	$79.89	
238	J8: #4/0+	$45.65	$34.24		$45.65	$34.24	$79.89	
239	J8: #6 - #2	$45.65	$34.24		$45.65	$34.24	$79.89	
240	K10	$45.65	$34.24		$45.65	$34.24	$79.89	
241	K14	$45.65	$34.24		$45.65	$34.24	$79.89	
242	M2-11	$293.45	$220.09		$293.45	$220.09	$513.54	
243	M2-12	$27.45	$20.59		$27.45	$20.59	$48.04	
244	M2-15	$733.62	$550.22		$733.62	$550.22	$1,283.84	
245	M26-2-ARM	$89.14	$66.86	$133.71	$89.14	$66.86	$133.71	
246	M26-5C-8-120W	$189.12	$141.84	$283.68	$189.12	$141.84	$283.68	
247	M26-5C-8-40W	$189.12	$141.84	$283.68	$189.12	$141.84	$283.68	
248	M26-BARN	$92.14	$69.11	$138.21	$92.14	$69.11	$138.21	
249	M40-11 #1/0	$32.61	$24.46	$48.92	$32.61	$24.46	$48.92	
250	M40-11 #336 AAC	$39.13	$29.35	$58.70	$39.13	$29.35	$58.70	
251	M40-11 #336 ACSR	$39.13	$39.35	$58.70	$39.13	$39.35	$58.70	
252	M40-11 #4	$32.61	$24.46	$48.92	$32.61	$24.46	$48.92	
253	M5-1	$32.61	$24.46	$48.92	$32.61	$24.46	$48.92	
254	M52-3	$20.22	$15.17	$0.00	$20.22	$15.17	$0.00	
255	M52-4	$7.02	$5.27	$0.00	$7.02	$5.27	$0.00	
256	MBRKT-1	$32.61	$24.46	$48.92	$32.61	$24.46	$48.92	
257	MBRKT-3	$32.61	$24.46	$48.92	$32.61	$24.46	$48.92	
258	Pull Tape - 2500 lb	$0.82			$0.82	$0.41	$1.23	
259	RECL-651RA	$6,233.28	$4,674.96	$9,349.92	$6,233.28	$4,674.96	$9,349.92	
260	S50-H2	$908.14	$681.11		$836.28	$681.11	$1,517.39	
261	S50-H3	$946.16	$709.62		$864.93	$709.62	$1,574.55	
262	SPOILER #336	$39.13	$29.35		$39.13	$29.35	$68.48	
263	SPOILER #795	$39.13	$29.35		$39.13	$29.35	$68.48	
264	SVG 210-10 240 OY-OD	$733.62	$550.22	$1,100.43	$733.62	$550.22	$1,100.43	
265	SVG 310-10 208/120	$1,222.70	$917.03	$1,834.05	$1,222.70	$917.03	$1,834.05	
266	SVG 310-15 208/120	$1,222.70	$917.03	$1,834.05	$1,222.70	$917.03	$1,834.05	
267	SVG 310-25 208	$1,222.70	$917.03	$1,834.05	$1,222.70	$917.03	$1,834.05	
268	SVG 310-50	$1,837.31	$1,377.98	$2,755.97	$1,837.31	$1,377.98	$2,755.97	
269	SVG 311-10	$1,222.70	$917.03	$1,834.05	$1,222.70	$917.03	$1,834.05	
270	SVG 311-15 480/277	$1,222.70	$917.03	$1,834.05	$1,222.70	$917.03	$1,834.05	
271	SVG 311-25	$1,222.70	$917.03	$1,834.05	$1,222.70	$917.03	$1,834.05	
272	SVG 311-50 480/277	$1,874.81	$1,406.11	$2,812.22	$1,874.81	$1,406.11	$2,812.22	
273	SVG 320-25 480/240	$1,222.70	$917.03	$1,834.05	$1,222.70	$917.03	$1,834.05	
274	SVG100-25 240/120	$652.11	$489.08	$978.17	$652.11	$489.08	$978.17	

275	SVG110-10 240/120	$489.08	$366.81	$733.62	$489.08	$366.81	$733.62	
276	SVG110-15 240/120 **Currently w/ DV XFMR**	$489.08	$366.81	$733.62	$489.08	$366.81	$733.62	
277	SVG110-25 240/120	$489.08	$366.81	$733.62	$489.08	$366.81	$733.62	
278	SVG110-37.5 240/120	$489.08	$366.81	$733.62	$489.08	$366.81	$733.62	
279	SVG110-5 240/120	$489.08	$366.81	$733.62	$489.08	$366.81	$733.62	
280	SVG110-50 240/120	$749.93	$562.45	$1,124.90	$749.93	$562.45	$1,124.90	
281	SVG110-75 240/120	$749.93	$562.45	$1,124.90	$749.93	$562.45	$1,124.90	
282	SVG210-10 240 OY-OD	$733.62	$550.22	$1,100.43	$733.62	$550.22	$1,100.43	
283	SVG210-25 240 OY-OD	$733.62	$550.22	$1,100.43	$733.62	$550.22	$1,100.43	
284	SVG210-75/25 240 OY-OD	$758.92	$569.19	$1,138.38	$758.92	$569.19	$1,138.38	
285	SVG310-75	$1,874.81	$1,406.11	$2,812.22	$1,874.81	$1,406.11	$2,812.22	
286	SVG311-10	$1,222.70	$917.03	$1,834.05	$1,222.70	$917.03	$1,834.05	
287	SVG311-100	$1,874.81	$1,406.11	$2,812.22	$1,874.81	$1,406.11	$2,812.22	
288	SVG311-15 480/277	$1,222.70	$917.03	$1,834.05	$1,222.70	$917.03	$1,834.05	
289	SVG311-25	$1,874.81	$1,406.11	$2,812.22	$1,874.81	$1,406.11	$2,812.22	
290	SVG311-37.5 480/277	$1,222.70	$917.03	$1,834.05	$1,222.70	$917.03	$1,834.05	
291	SVG311-50 480/277	$1,874.81	$1,406.11	$2,812.22	$1,874.81	$1,406.11	$2,812.22	
292	SVG311-75 480/277 **MISSING XFMR	$1,874.81	$1,406.11	$2,812.22	$1,874.81	$1,406.11	$2,812.22	
293	SVG320-25 480/240	$1,874.81	$1,406.11	$2,812.22	$1,874.81	$1,406.11	$2,812.22	
294	UA1 #1/0	$630.75	$473.06	$946.13	$830.75	$623.06	$1,246.13	this is correction to match UG Bid Tab
295	UA1 #4/0	$675.00	$506.25	$1,012.50	$875.00	$656.25	$1,312.50	this is correction to match UG Bid Tab
296	UB1-1/0	$658.06	$493.55	$987.09	$1,307.74	$1,028.06	$2,056.11	
297	UC1-2 #1/0	$1,178.42	$883.82	$1,767.63	$1,178.42	$883.82	$1,767.63	
298	UC1-4 #1/0	$1,482.76	$1,112.07	$2,224.14	$1,482.76	$1,112.07	$2,224.14	
299	UC6 (1/0)	$1,643.24	$1,232.43	$2,464.86	$1,643.24	$1,232.43	$2,464.86	
300	UC6 (4/0)	$1,503.74	$1,127.81	$2,255.61	$1,903.74	$1,427.81	$2,855.61	this is correction to match UG Bid Tab
301	UC6 (500) - Part 1	$1,642.32	$1,231.74	$2,463.48	$1,842.32	$1,381.74	$2,763.48	this is correction to match UG Bid Tab
302	UC6 Concr-Steel Pole - Part 1	$1,842.16	$1,381.62	$2,763.24	$2,142.16	$1,606.62	$3,213.24	this is correction to match UG Bid Tab
303	UC6 Concr-Steel Pole - Part 2	$528.00	$396.00	$792.00	$828.00	$621.00	$1,442.00	this is correction to match UG Bid Tab
304	USL-10-AR	$382.76	$287.07	$574.14	$382.76	$287.07	$574.14	
305	USL-12-AR	$382.76	$287.07	$574.14	$382.76	$287.07	$574.14	
306	USL-14-AR	$404.92	$303.69	$607.38	$404.92	$303.69	$607.38	
307	USL-25-BA 40W	$426.75	$320.06	$640.13	$426.75	$320.06	$640.13	
308	USL-31-BG1	$448.92	$336.69	$673.38	$448.92	$336.69	$673.38	
309	USL-35-AL Double arm	$624.98	$468.74	$937.47	$624.98	$468.74	$937.47	
310	USL-35-BA 120W AL Single	$472.46	$354.35	$708.69	$472.46	$354.35	$708.69	
311	USL-35-BA 40W LED	$472.46	$354.35	$708.69	$472.46	$354.35	$708.69	
312	USL-35-BA GROUND	$12.76	$9.57	$0.00	$12.76	$9.57		
313	USL-CF-A	$122.64	$91.98	$0.00	$658.53	$493.90	$1,152.43	this is correction to match UG Bid Tab
314	USL-CF-AR	$192.64	$144.48	$0.00	$1,524.36	$1,143.27	$2,667.63	this is correction to match UG Bid Tab
315	VA1	$130.43	$97.82	$195.65	$130.43	$97.82	$195.65	
316	VA1-1	$156.51	$117.38	$234.77	$156.51	$117.38	$234.77	
317	VA2	$156.51	$117.38	$234.77	$156.51	$117.38	$234.77	
318	VA3	$156.51	$117.38	$234.77	$156.51	$117.38	$234.77	
319	VA4	$195.64	$146.73	$293.46	$195.64	$146.73	$293.46	
320	VA5	$130.43	$97.82	$195.65	$130.43	$97.82	$195.65	
321	VA5-1	$130.43	$97.82	$195.65	$130.43	$97.82	$195.65	
322	VA5-2	$143.47	$107.60	$215.21	$143.47	$107.60	$215.21	
323	VA6	$195.64	$146.73	$293.46	$195.64	$146.73	$293.46	
324	VA7X	$286.93	$215.20	$430.40	$286.93	$215.20	$430.40	
325	VB3	$208.16	$156.12	$312.24	$208.16	$156.12	$312.24	
326	VB4-1	$260.19	$195.14	$390.29	$260.19	$195.14	$390.29	
327	VB5-1	$173.46	$130.10	$260.19	$173.46	$130.10	$260.19	
328	VB7X	$381.62	$286.22	$572.43	$381.62	$286.22	$572.43	
329	VC3	$276.85	$207.64	$415.28	$276.85	$207.64	$415.28	
330	VC4-1	$355.32	$266.49	$532.98	$355.32	$266.49	$532.98	
331	VC5-1	$231.64	$173.73	$347.46	$231.64	$173.73	$347.46	
332	VC7X	$105.14	$78.86	$157.71	$105.14	$78.86	$157.71	
333	VM3-1	$276.85	$207.64	$415.28	$276.85	$207.64	$415.28	
334	VM3-16A	$6,214.26	$4,660.70	$9,321.39	$6,214.26	$4,660.70	$9,321.39	
335	VM3-16B	$3,260.53	$2,445.40	$4,890.80	$3,260.53	$2,445.40	$4,890.80	
336	VM3-16-MVI	$2,608.43	$1,956.32	$3,912.65	$2,608.43	$1,956.32	$3,912.65	
337	VM3-17	$6,214.26	$4,660.70	$9,321.39	$6,214.26	$4,660.70	$9,321.39	
338	VM3-17M	$6,492.15	$4,869.11	$9,738.23	$6,492.15	$4,869.11	$9,738.23	
339	VM3-17MV	$6,492.15	$4,869.11	$9,738.23	$6,492.15	$4,869.11	$9,738.23	
340	VM3-17V	$6,214.26	$4,660.70	$9,321.39	$6,214.26	$4,660.70	$9,321.39	
341	VM3-2	$3,102.56	$2,326.92	$4,653.84	$3,102.56	$2,326.92	$4,653.84	
342	VM3-3I	$599.94	$449.96	$899.91	$599.94	$449.96	$899.91	
343	VM3-M	$1,228.56	$921.42	$1,842.84	$1,228.56	$921.42	$1,842.84	
344	VM3-MV	$928.56	$696.42	$1,392.84	$928.56	$696.42	$1,392.84	
345	VM3-Radio	$612.47	$459.35	$918.71	$612.47	$459.35	$918.71	
346	VM5-2	$32.61	$24.46	$48.92	$32.61	$24.46	$48.92	
347	VM5-20	$32.61	$24.46	$48.92	$32.61	$24.46	$48.92	
348	VM5-2A	$39.13	$29.35	$58.70	$39.13	$29.35	$58.70	
349	VM5-4	$19.87	$14.90	$29.81	$19.87	$14.90	$29.81	
350	VM5-5	$32.61	$24.46	$48.92	$32.61	$24.46	$48.92	
351	VM5-5SP	$32.61	$24.46	$48.92	$32.61	$24.46	$48.92	
352	VM5-6	$97.82	$73.37	$146.73	$97.82	$73.37	$146.73	
353	VM5-7	$97.82	$73.37	$146.73	$97.82	$73.37	$146.73	
354	VM5-8	$32.61	$24.46	$48.92	$32.61	$24.46	$48.92	
355	VM5-9	$163.03	$122.27	$244.55	$163.03	$122.27	$244.55	
356	VM5-9 SB	$163.03	$122.27	$244.55	$163.03	$122.27	$244.55	
357	VM5-9: 3Ph	$389.16	$291.87	$583.74	$389.16	$291.87	$583.74	
358	VM5-9T3PH	$427.16	$320.37	$640.74	$427.16	$320.37	$640.74	
359	VM5-9TS	$427.16	$320.37	$640.74	$427.16	$320.37	$640.74	
360	VM5-HSDSW	$172.14	$129.11	$258.21	$172.14	$129.11	$258.21	
361	VM6-33	$97.82	$73.37	$146.73	$97.82	$73.37	$146.73	
362	VM6-4	$65.22	$48.92	$97.83	$65.22	$48.92	$97.83	
363	VM9-13 Control	$326.06	$244.55	$489.09	$326.06	$244.55	$489.09	
364	VM9-13-600 - 14400 kV	$2,282.37	$1,711.78	$3,423.56	$2,282.37	$1,711.78	$3,423.56	
365	VM9-13-600 - 7200 kV	$2,282.37	$1,711.78	$3,423.56	$2,282.37	$1,711.78	$3,423.56	
366	VM9-13-S 1200	$2,282.37	$1,711.78	$3,423.56	$2,282.37	$1,711.78	$3,423.56	
367	VM9-13-S 600 - 14400 kV	$2,282.37	$1,711.78	$3,423.56	$2,282.37	$1,711.78	$3,423.56	
368	VM9-13-S 600 - 7200 kV	$2,282.37	$1,711.78	$3,423.56	$2,282.37	$1,711.78	$3,423.56	

		Sterling Global UNDERGROUND CONSTRUCTION PRICING			Sterling Global AMENDED UNDERGROUND CONSTRUCTION PRICING			
		$ 72,014.14	$ 53,486.23	$ 7,338.60	$ 63,417.20	$ 49,267.17	$ 9,007.62	
		NEW	RETIRED	RELOCATED	NEW	RETIRED	RELOCATED	Sterling Notes
1	GUC1-1/0	$1,680.00	$1,260.00		$1,680.00	$1,260.00		
2	GYC1-4/0	$1,850.00	$1,387.50		$1,850.00	$1,387.50		
3	GUC6 (1000) Part 1	$1,592.16	$1,194.12		$2,465.15	$1,848.86		
4	GUC6 (1000) Part 2	$650.00	$487.50		$1,000.00	$750.00		
5	UA1 #1/0	$830.75	$623.06		$830.75	$623.06		
6	UA1 #4/0	$875.00	$656.25		$875.00	$656.25		
7	UB1-1/0	$258.06	$193.55	$387.09	$1,307.74	$1,028.06	$2,056.11	
8	UC6 (4/0)	$1,903.74	$1,427.81		$1,903.74	$1,427.81		
9	UBC6 (500) Part 1	$1,842.32	$1,381.74		$1,842.32	$1,381.74		
10	UC6 Concr-Steel Pole - Part 1	$2,142.16	$1,606.62		$2,142.16	$1,606.62		
11	UC6 Concr-Steel Pole - Part 2	$828.00	$621.00		$828.00	$621.00		
12	UD#1/0 Al 15kV	$2.83	$2.12		$2.83	$2.12		
13	UD#1/0 Al 25kV	$2.83	$2.12		$2.83	$2.12		
14	UD#1/0 Al QPLX	$2.09	$1.57		$2.09	$1.57		
15	UD#1/0 Al TPLX	$1.79	$1.34		$1.79	$1.34		
16	UD#1000 MCM Al25kV	$6.32	$4.74		$6.32	$4.74		
17	UD#12-2 CU	$1.04	$0.78		$1.04	$0.78		
18	UD#12-3 CU	$1.14	$0.86		$1.14	$0.86		
19	UD#350 MCM AL	$2.15	$1.61		$2.15	$1.61		
20	UD#350MCM Al QPLX	$2.38	$1.79		$2.38	$1.79		
21	UD#350MCM Al TPLX	$2.46	$1.85		$2.46	$1.85		
22	UD#4 Al Duplex	$1.89	$1.42		$1.89	$1.42		
23	UD#4 Duplex 2kV	$1.92	$1.44		$1.92	$1.44		
24	UD#4/0 Al 25kV	$3.59	$2.69		$3.59	$2.69		
25	UD#4/0 Al QPLX	$2.31	$1.73		$2.31	$1.73		
26	UD#4/0 Al TPLX	$1.96	$1.47		$1.96	$1.47		
27	UD#500 MCM Al TPLX	$3.72	$2.79		$3.72	$2.79		
28	UD#500MCM 25 kV Cu	$4.45	$3.34		$4.45	$3.34		
29	UD#500 MCM Al QPLX	$4.72	$3.54		$4.72	$3.54		
30	UD#500 MCM Cu QPLX	$4.22	$3.17		$4.22	$3.17		
31	UD#750mcm Al QPLX	$4.62	$3.47		$4.62	$3.47		
32	UD1-1000MCM 25kV	$6.32	$4.74		$6.32	$4.74		
33	UD3 #1/0 Al 25kV	$7.42	$5.57		$7.42	$5.57		
34	UD3 #4/0 Al 25kV	$7.98	$5.99		$7.98	$5.99		
35	UD3 #500MCM 25kV	$6.36	$4.77		$6.36	$4.77		
36	UD3 #1000 MCM 25kV	$14.62	$10.97		$14.62	$10.97		
37	UD3 #500 MCM Cu 25kV	$9.57	$7.18		$9.57	$7.18		
38	UDVG7-10 25-Type 1	$327.27	$245.45		$327.27	$245.45		
39	UDVG7-1025 kVA Type 2	$327.27	$245.45		$327.27	$245.45		
40	UDVG7-10 37.5 Kva		$0.00			$245.45		
41	UDVG7-10 50- Type 1	$327.27	$245.45		$327.27	$245.45		
42	UDVG7-10 50 kVA Type 2	$327.27	$245.45		$327.27	$245.45		
43	UDVG7-10 75 - Type 1	$327.27	$245.45		$327.27	$245.45		
44	UDVG7-10 75 kVA Type 2	$327.27	$245.45		$327.27	$245.45		
45	UDVG7-10 100 - type 1	$355.83	$266.87		$355.83	$266.87		
46	UDVG7-10 100 kVA Type 2	$355.83	$266.87		$355.83	$266.87		
47	UDVG7-10 167 - Type 1	$374.32	$280.74		$374.32	$280.74		
48	UDVG7-10 167 KVA Type 2	$374.32	$280.74		$374.32	$280.74		
49	UDVG7-10-3E 25 Kva Type 2	$327.27	$245.45		$327.27	$245.45		
50	USVG7-10-3E 25 Kva - Type 1	$327.27	$245.45		$327.27	$245.45		
51	UDVG7-11 25 kVA Type 2	$327.27	$245.45		$327.27	$245.45		
52	UDVG7-12 75 kVA	$327.27	$245.45	$490.91	$327.27	$245.45	$490.91	
53	UDVG7-12-112.5 KVA		$0.00			$411.75		
54	UDVG7-12-150 kVA	$549.00	$411.75		$549.00	$411.75		
55	UDVG7-12-225 Kva	$549.00	$411.75		$549.00	$411.75		
56	UDVG7-12-300 KVA	$554.40	$415.80		$554.40	$415.80		
57	UDVG7-12 500 kVA	$636.43	$477.32		$636.43	$477.32		
58	UDVG7-12 750 kVA	$932.14	$699.11		$932.14	$699.11		
59	UDVG7-12 1000 KVA	$1,419.13	$1,064.35		$1,419.13	$1,064.35		
60	UDVG7-12 1500 kVA	$1,812.50	$1,359.38		$1,812.50	$1,359.38		
61	UDVG7-14 150 kVA	$549.00	$411.75		$549.00	$411.75		
62	UDVG7-14 225 kVA	$549.00	$411.75		$549.00	$411.75		
63	UDVG7-14 21 75 kVA	$549.00	$411.75		$549.00	$411.75		
64	UDVG7-21 1112.5 kVA		$0.00			$411.75		this is for a 112.5kva not a 1112.5kva
65	UDVG7-21 150 Kva	$549.00	$411.75		$549.00	$411.75		
66	UDVG7-21 225 kVA	$549.00	$411.75		$549.00	$411.75		
67	UDVG7-21 300 kVA	$554.40	$415.80		$554.40	$415.80		
68	UDVG7-21 500 Kva	$636.43	$477.32		$636.43	$477.32		
69	UDVG7-21 750	$932.14	$699.11	$1,398.21	$932.14	$699.11	$1,398.21	
70	UDVG7-21 1000	$1,419.13	$1,064.35		$549.00	$411.75		would use new pricing if Crane is cost plus 15% this pricing would only be to haul to site and labor to set (plus traffic control it needed plus 15% adder) pass through
71	UDVG7-21 1500	$1,812.50	$1,359.38		$554.40	$415.80		would use new pricing if Crane is cost plus 15% this pricing would only be to haul to site and labor to set (plus traffic control it needed plus 15% adder) pass through

72	UDVG7-21 2000	$1,873.22	$1,404.92		$636.43	$477.32		would use new pricing if Crane is cost plus 15% this pricing would only be to haul to site and labor to set (plus traffic control it needed plus 15% adder) pass through
73	UDVG7-210 2500	$1,937.81	$1,453.36		$932.14	$699.11		would use new pricing if Crane is cost plus 15% this pricing would only be to haul to site and labor to set (plus traffic control it needed plus 15% adder) pass through
74	USVG7-10 25 - Type 1	$327.27	$245.45		$327.27	$245.45		
75	USVG7-10 50 - Type 1	$327.27	$245.45		$327.27	$245.45		
76	USVG7-10 75 - Type 1	$327.27	$245.45		$327.27	$245.45		
77	USVG7-10 100 - Type 1	$355.83	$266.87		$355.83	$266.87		
78	USVG7-10 167 - Type 1	$374.32	$280.74		$374.32	$280.74		
79	USVG7-11 25 kVA	$327.27	$245.45		$327.27	$245.45		
80	USVG7-12 75 kVA	$549.00	$411.75	$823.50	$549.00	$411.75	$823.50	
81	USVG7-12 150 kVA	$549.00	$411.75		$549.00	$411.75		
82	USVG7-12 300 KVA	$554.40	$415.80		$554.40	$415.80		
83	USVG7-12 500 kVA	$636.43	$477.32		$636.43	$477.32		
84	USVG7-12 750 kVA	$932.14	$699.11		$932.14	$699.11		
85	USVG7-12 1000kVA	$1,419.13	$1,064.35		$549.00	$411.75		would use new pricing if Crane is cost plus 15% this pricing would only be to haul to site and labor to set (plus traffic control it needed plus 15% adder) pass through
86	USVG7-12 1500 kVA	$1,812.50	$1,359.38		$554.40	$415.80		would use new pricing if Crane is cost plus 15% this pricing would only be to haul to site and labor to set (plus traffic control it needed plus 15% adder) pass through
87	USVG7-21 75 kVA	$349.00	$261.75		$349.00	$261.75		
88	USVG7-21 150 kVA	$549.00	$411.75		$549.00	$411.75		
89	USVG7-21 300 kVA	$554.40	$415.80		$554.40	$415.80		
90	USVG7-21 500 kVA	$636.43	$477.32		$636.43	$477.32		
91	USVG7-21 750	$932.14	$699.11	$1,398.21	$932.14	$699.11	$1,398.21	
92	USVG7-21 1000	$1,419.13	$1,064.35		$549.00	$411.75		would use new pricing if Crane is cost plus 15% this pricing would only be to haul to site and labor to set (plus traffic control it needed plus 15% adder) pass through
93	USVG7-21 1500	$1,812.50	$1,359.38		$554.40	$415.80		would use new pricing if Crane is cost plus 15% this pricing would only be to haul to site and labor to set (plus traffic control it needed plus 15% adder) pass through
94	USVG7-21 2000	$1,873.22	$1,404.92		$636.43	$477.32		would use new pricing if Crane is cost plus 15% this pricing would only be to haul to site and labor to set (plus traffic control it needed plus 15% adder) pass through
95	USVG7-21 2500	$1,937.81	$1,453.36		$932.14	$699.11		would use new pricing if Crane is cost plus 15% this pricing would only be to haul to site and labor to set (plus traffic control it needed plus 15% adder) pass through
96	UJ1-4	$4.52	$3.39		$4.52	$3.39		
97	UJ1-6	$6.59	$4.94		$6.59	$4.94		
98	UJ1-6-500	$8.05	$6.04		$8.05	$6.04		
99	UKS	$122.64	$91.98		$122.64	$91.98		
100	UK5-2-200 Meters	$345.24	$0.00		$345.24	$0.00		
101	UK5-30	$122.64	$0.00		$122.64	$0.00		
102	uk5-320-MP	$345.24	$258.93		$345.24	$258.93		
103	UK5-MP-2	$139.62	$104.72		$139.62	$104.72		
104	UK5-MP-3	$159.16	$0.00		$159.16	$0.00		
105	UK5-MP-4	$139.16	$104.37		$139.16	$104.37		
106	UK5-MP-5	$159.16	$119.37		$159.16	$119.37		
107	UK5-MP-6	$139.16	$119.37		$139.16	$119.37		
108	UK5-MP-7	$159.16	$119.37		$159.16	$119.37		
109	UM3E-1-1A	$527.27	$395.45		$527.27	$395.45		
110	UM3E-3-10T		$0.00			$447.58		
111	UM3E-3-11	$596.77	$447.58		$596.77	$447.58		
112	UM3E-3-12	$596.77	$447.58		$596.77	$447.58		
113	UM3E-3-52	$596.77	$447.58		$596.77	$447.58		
114	UM3E-3-62	$615.87	$461.90		$615.87	$461.90		
115	UM3E-3-9	$596.77	$447.58		$596.77	$447.58		
116	UM5 2-3"	$483.33	$362.50	$178.57	$483.33	$362.50	$178.57	
117	UM5 4-6"	$600.00	$450.00	$178.57	$600.00	$450.00	$178.57	
118	UM5-2	$345.08	$258.81		$345.08	$258.81		
119	UM52-3 (A)	$4.17			$4.17			
120	UM52-3 (B)	$4.17			$4.17			
121	UM52-3(Blue)	$4.17			$4.17			
122	UM52-3 (C)	$4.17			$4.17			
123	UM52-3 (Red)	$4.17			$4.17			
124	UM52-3 (White)	$4.17			$4.17			
125	UM6-1 1/0	$92.40	$69.30		$92.40	$69.30		
126	UM6-1 4/0	$96.72	$72.54		$96.72	$72.54		
127	UM6-10	$5.50	$4.13		$5.50	$4.13		
128	UM6-11	$6.96	$5.22		$6.96	$5.22		
129	UM6-13	$8.75	$6.56		$8.75	$6.56		
130	UM6-14	$8.75	$6.56		$8.75	$6.56		

131	UM6-15	$9.79	$7.34		$9.79	$7.34	
132	UM6-17	$12.77	$9.58		$12.77	$9.58	
133	UM6-19	$9.79	$7.34		$9.79	$7.34	
134	UM6-21 15A		$0.00			$18.07	
135	UM6-21-15B		$0.00			$21.38	
136	UM6-21 25A	$24.09	$18.07		$24.09	$18.07	
137	UM6-21 25B	$28.50	$21.38		$28.50	$21.38	
138	UM6-22-15B		$0.00			$18.07	
139	UM6-22 25A	$24.09	$18.07		$24.09	$18.07	
140	UM6-22 25B	$28.50	$21.38		$28.50	$21.38	
141	UM6-23	$28.50	$21.38		$28.50	$21.38	
142	UML-23-4	$28.50	$21.38		$28.50	$21.38	
143	UML-23-5	$28.50	$21.38		$28.50	$21.38	
144	UM6-24 #1/0	$155.00	$116.25		$155.00	$116.25	
145	UML-24 #4/0	$172.88	$129.66		$172.88	$129.66	
146	UM6-24 (1000)	$196.88	$147.66		$196.88	$147.66	
147	UM6-28 (1000)	$304.63	$228.47		$304.63	$228.47	
148	UM6-28 (500)	$286.67	$215.00		$286.67	$215.00	
149	UM6-28 1/0	$189.75	$142.31		$189.75	$142.31	
150	UM6-28 4/0	$198.08	$148.56		$198.08	$148.56	
151	UM6-3	$346.96	$260.22		$346.96	$260.22	
152	UM6-3 1000	$380.07	$285.05		$380.07	$285.05	
153	UM6-34	$25.95	$19.46		$25.95	$19.46	
154	UM6-37	$13.33	$10.00		$13.33	$10.00	
155	UM6-38	$16.07	$12.05		$16.07	$12.05	
156	UM6-4-200	$4.31	$3.23		$4.31	$3.23	
157	UM6-4 600	$5.52	$4.14		$5.52	$4.14	
158	UM6-4 XFMR	$5.78	$4.34		$5.78	$4.34	
159	UM6-6	$179.33	$134.50		$179.33	$134.50	
160	UM-CBLCLNR	$2.00			$2.00		
161	UM-FPGT	$5.46	$4.10		$5.46	$4.10	
162	UM-GLUE	$1.15	$0.86		$1.15	$0.86	
163	UM-GND	$95.69	$71.77		$95.69	$71.77	
164	UM-Padlock	$0.00	$0.00		$0.00	$0.00	
165	UMPB1.1	$190.00	$142.50		$190.00	$142.50	
166	UM-TAPE	$2.42	$1.82	$3.63	$2.42	$1.82	$3.63
167	URCR-14	$32.14			$32.14		
168	URCR-20	$33.10			$33.10		
169	USL-10-AP	$416.67	$312.50	$625.01	$416.67	$312.50	$625.01
170	USL-10-AR		$0.00			$607.38	
171	USL-12-AR	$382.76	$287.07	$574.14	$382.76	$287.07	$574.14
172	USL-14-AR	$404.92	$303.69	$607.38	$404.92	$303.69	$607.38
173	USL-25-BA 100W	$426.75	$320.06		$426.75	$320.06	
174	USL-31-GB1	$448.92	$336.69	$673.38	$448.92	$336.69	$673.38
175	USL-35-BA 100W	$472.46	$354.35		$472.46	$354.35	
176	USL-35-BA 120W	$472.46	$354.35		$472.46	$354.35	
177	USL-35-BD1	$472.46	$354.35		$472.46	$354.35	
178	USL-HELIX	$658.53	$493.90		$658.53	$493.90	
179	USL-HELIX-R	$1,524.36	$1,143.27		$1,524.36	$1,143.27	

		New if no adders			NEW if getting adders				
		$ 298,670.01	$ 366,607.21	$ 268,514.84	$ 237,823.50	$ 366,607.21	$ 268,514.84		
Name	**Description**	**New**	**Retire**	**Transfer**	**New**	**Retire**	**Transfer**	**OH/UG**	**NOTES**
#2 ACSR	Retire Only - #2 Aluminum Conductor Steel Reinforced		$ 1.27			$ 1.27		OH	GT and Sterling
#2 CU	#2 CU Conductor - RETIRE ONLY		$ 1.81			$ 1.81		OH	
#2 QPLX	#2 QPLX Service Conductor	$ 2.31	$ 1.77	$ 4.04	$ 2.31	$ 1.77	$ 4.04	OH	
#336 TPLX	#336 TPLX Conductor	$ 3.35	$ 2.60	$ 5.86	$ 3.35	$ 2.60	$ 5.86	OH	
#4 AL QPLX	#4 QPLX Conductor	$ 2.84	$ 2.16	$ 4.97	$ 2.84	$ 2.16	$ 4.97	OH	
#4 HDCU	#4 Copper Conductor HD (RETIRE ONLY)		$ 1.54			$ 1.54		OH	
#4 TPLX	#4 TPLX Conductor	$ 1.92	$ 1.37	$ 3.36	$ 1.92	$ 1.37	$ 3.36	OH	
#4/0 ACSR	#4/0 ACSR Conductor	$ 2.63	$ 2.12	$ 4.60	$ 2.63	$ 2.12	$ 4.60	OH	
20-3	20 Foot Class 3 Wood Pole		$ 313.03			$ 313.03		OH	
20-4	20 Foot Class 4 Wood Pole		$ 301.22			$ 301.22		OH	
20-5	20 Foot Class 5 Wood Pole		$ 289.40			$ 289.40		OH	
20-6	20 Foot Class 6 Wood Pole		$ 277.59			$ 277.59		OH	
25-2	25 Foot Class 2 Wood Pole		$ 345.56			$ 345.56		OH	
25-3	25 Foot Class 3 Wood Pole		$ 336.75			$ 336.75		OH	
25-5	25 Foot Class 5 Wood Pole		$ 327.94			$ 327.94		OH	
25-6	25 Foot Class 6 Wood Pole		$ 316.13			$ 316.13		OH	
25-7	25 Foot Class 7 Wood Pole		$ 304.31			$ 304.31		OH	
30-2	30 Foot Class 2 Wood Pole		$ 370.85			$ 370.85		OH	
30-3	30 Foot Class 3 Wood Pole		$ 359.04			$ 359.04		OH	
30-4	30 Foot Class 4 Wood Pole		$ 347.23			$ 347.23		OH	
30-5	30 Foot Class 5 Wood Pole		$ 335.42			$ 335.42		OH	
30-6	30 Foot Class 6 Wood Pole		$ 323.60			$ 323.60		OH	
30-7	30 Foot Class 7 Wood Pole		$ 311.79			$ 311.79		OH	
35-2	35 Foot Class 2 Wood Pole		$ 506.36			$ 506.36		OH	
35-3	35 Foot Class 3 Wood Pole		$ 501.32			$ 501.32		OH	
35-5	35 Foot Class 5 Wood Pole		$ 467.49			$ 467.49		OH	
35-6	35 Foot Class 6 Wood Pole		$ 455.68			$ 455.68		OH	
35-7	35 Foot Class 7 Wood Pole		$ 443.87			$ 443.87		OH	
40-1	40 Foot Class 1 Wood Pole		$ 550.85			$ 550.85		OH	
40-2	40 Foot Class 2 Wood Pole		$ 539.04			$ 539.04		OH	
40-4	40 Foot Class 4 Wood Pole		$ 515.42			$ 515.42		OH	
40-5	40 Foot Class 5 Wood Pole		$ 503.60			$ 503.60		OH	
40-6	40 Foot Class 6 Wood Pole		$ 491.79			$ 491.79		OH	
45-3	45 Foot Class 3 Wood Pole		$ 568.14			$ 568.14		OH	
45-4	45 Foot Class 4 Wood Pole		$ 556.33			$ 556.33		OH	
45-5	45 Foot Class 5 Wood Pole		$ 544.52			$ 544.52		OH	
45-8	45 Foot Class 8 Wood Pole		$ 525.20			$ 525.20		OH	
50-3	50 Foot Class 3 Wood Pole		$ 626.14			$ 626.14		OH	
50-4	50 Foot Class 4 Wood Pole		$ 614.33			$ 614.33		OH	
50-5	50 Foot Class 5 Wood Pole		$ 602.51			$ 602.51		OH	
55-2	55 Foot Class 2 Wood Pole		$ 689.93			$ 689.93		OH	
55-3	55 Foot Class 3 Wood Pole		$ 678.12			$ 678.12		OH	
55-4	55 Foot Class 4 Wood Pole		$ 666.31			$ 666.31		OH	
60-2	60 Foot Class 2 Wood Pole		$ 760.11			$ 760.11		OH	
60-3	60 Foot Class 3 Wood Pole		$ 748.30			$ 748.30		OH	
60-4	60 Foot Class 4 Wood Pole		$ 736.49			$ 736.49		OH	
65-2	65 Foot Class 2 Wood Pole		$ 837.30			$ 837.30		OH	
70-1	70 Foot Class 1 Wood Pole	$ 1,387.22	$ 971.51	N/A	$ 1,387.22	$ 971.51	N/A	OH	
75-1	75 Foot Class 1 Wood Pole	$ 1,731.32	$ 1,211.75	N/A	$ 1,731.32	$ 1,211.75	N/A	OH	
80-2	80 Foot Class 2 Wood Pole		$ 1,340.30			$ 1,340.30		OH	
BRKT-3	Aluma-Form Bracket *REMOVE ONLY*		$ 112.13			$ 112.13		OH	
C50S	50 Foot Concrete Pole Self Supporting	$ 7,730.11	$ 5,797.58	N/A	$1,474.49	$5,797.58	N/A	OH	New pole pricing would only be if (extras') would be added ie. Hand dig hole, vac hole, rock encountered adder and Drilling mounting holes for arms, brackets,or riser (per hole drilled) see tab 4 Sterling would like to add (plus traffic control it needed plus 15% adder) pass through
D45-2	Pole-- Ductile Iron-- 45ft-- Class 2 *REMOVE ONLY*		$ 5,624.98			$ 5,624.98		OH	
D45-H1	Pole-- Ductile Iron-- 45ft-- Class H1	$ 7,489.62	$ 5,624.98	N/A	$ 1,603.42	$ 5,624.98	N/A	OH	New pole pricing would only be if (extras') would be added ie. Hand dig hole, vac hole, rock encountered adder and Drilling mounting holes for arms, brackets,or riser (per hole drilled) see tab 4 Sterling would like to add (plus traffic control it needed plus 15% adder) pass through
D50-1	Pole-- Ductile Iron-- 50ft-- Class 1 *REMOVE ONLY*		$ 5,915.90			$ 5,915.90		OH	(plus traffic control it needed plus 15% adder) pass through
D50-2	Pole-- Ductile Iron-- 50ft-- Class 2 *REMOVE ONLY*		$ 5,915.90			$ 5,915.90		OH	(plus traffic control it needed plus 15% adder) pass through
D50-H1	Pole-- Ductile Iron-- 50ft-- Class H1	$ 7,887.87	$ 5,915.90	N/A	$ 1,750.00	$ 5,915.90	N/A	OH	New pole pricing would only be if (extras') would be added ie. Hand dig hole, vac hole, rock encountered adder and Drilling mounting holes for arms, brackets,or riser (per hole drilled) see tab 4 Sterling would like to add (plus traffic control it needed plus 15% adder) pass through
D50-H4	Pole-- Ductile Iron-- 50ft-- Class H4	$ 7,887.87	$ 5,915.90	N/A	$ 2,120.00	$ 5,915.90	N/A	OH	New pole pricing would only be if (extras') would be added ie. Hand dig hole, vac hole, rock encountered adder and Drilling mounting holes for arms, brackets,or riser (per hole drilled) see tab 4 Sterling would like to add (plus traffic control it needed plus 15% adder) pass through
D55-1	Pole-- Ductile Iron-- 55ft-- Class 1 *REMOVE ONLY*		$ 7,040.90			$ 7,040.90		OH	(plus traffic control it needed plus 15% adder) pass through
D55-2	Pole-- Ductile Iron-- 55ft-- Class 2 *REMOVE ONLY*		$ 7,040.90			$ 7,040.90		OH	(plus traffic control it needed plus 15% adder) pass through
D55-H4	Pole-- Ductile Iron-- 55ft-- Class H4 *REMOVE ONLY*		$ 7,040.90			$ 7,040.90		OH	(plus traffic control it needed plus 15% adder) pass through
D55-H8	Pole-- Ductile Iron-- 55ft-- Class H8	$ 9,387.87	$ 7,040.90	N/A	$ 2,800.00	$ 7,040.90	N/A	OH	New pole pricing would only be if (extras') would be added ie. Hand dig hole, vac hole, rock encountered adder and Drilling mounting holes for arms, brackets,or riser (per hole drilled) see tab 4 Sterling would like to add (plus traffic control it needed plus 15% adder) pass through
D60-1	Pole-- Ductile Iron-- 60ft-- Class 1 *REMOVE ONLY*		$ 7,216.58			$ 7,216.58		OH	(plus traffic control it needed plus 15% adder) pass through
D60-H1	Pole-- Ductile Iron-- 60ft-- Class H1	$ 9,864.89	$ 7,368.92	N/A	$ 3,125.86	$ 7,368.92	N/A	OH	New pole pricing would only be if (extras') would be added ie. Hand dig hole, vac hole, rock encountered adder and Drilling mounting holes for arms, brackets,or riser (per hole drilled) see tab 4 Sterling would like to add (plus traffic control it needed plus 15% adder) pass through
D60-H3	Pole-- Ductile Iron-- 60ft-- Class H3 *REMOVE ONLY*		$ 7,392.48			$ 7,392.48		OH	(plus traffic control it needed plus 15% adder) pass through
D60-H4	Pole-- Ductile Iron-- 60ft-- Class H4 *REMOVE ONLY*		$ 7,416.32			$ 7,416.32		OH	(plus traffic control it needed plus 15% adder) pass through
D60-H5	Pole-- Ductile Iron-- 60ft-- Class H5 *REMOVE ONLY*		$ 7,438.95			$ 7,438.95		OH	(plus traffic control it needed plus 15% adder) pass through
D60-H6	Pole-- Ductile Iron-- 60ft-- Class H6 *REMOVE ONLY*		$ 7,489.16			$ 7,489.16		OH	(plus traffic control it needed plus 15% adder) pass through
D60-H8	Pole-- Ductile Iron-- 60ft-- Class H8	$ 9,864.89	$ 7,542.16	N/A	$ 3,604.86	$ 7,542.16	N/A	OH	New pole pricing would only be if (extras') would be added ie. Hand dig hole, vac hole, rock encountered adder and Drilling mounting holes for arms, brackets,or riser (per hole drilled) see tab 4 Sterling would like to add (plus traffic control it needed plus 15% adder) pass through
D65-1	Pole-- Ductile Iron-- 65ft-- Class 1 *REMOVE ONLY*		$ 7,392.48			$ 7,392.48		OH	(plus traffic control it needed plus 15% adder) pass through
D65-H1	Pole-- Ductile Iron-- 65ft-- Class H1	$ 9,989.32	$ 7,416.32	N/A	$ 3,815.72	$ 7,416.32	N/A	OH	New pole pricing would only be if (extras') would be added ie. Hand dig hole, vac hole, rock encountered adder and Drilling mounting holes for arms, brackets,or riser (per hole drilled) see tab 4 Sterling would like to add (plus traffic control it needed plus 15% adder) pass through
D70-1	Pole-- Ductile Iron-- 70ft-- Class 1 *REMOVE ONLY*		$ 7,489.16			$ 7,489.16		OH	(plus traffic control it needed plus 15% adder) pass through
D70-H1	Pole-- Ductile Iron-- 70ft-- Class H1	$ 10,203.00	$ 7,542.16	N/A	$ 4,103.74	$ 7,542.16	N/A	OH	New pole pricing would only be if (extras') would be added ie. Hand dig hole, vac hole, rock encountered adder and Drilling mounting holes for arms, brackets,or riser (per hole drilled) see tab 4 Sterling would like to add (plus traffic control it needed plus 15% adder) pass through
D75-1	Pole-- Ductile Iron-- 75ft-- Class 1 *REMOVE ONLY*		$ 7,842.95			$ 7,842.95		OH	(plus traffic control it needed plus 15% adder) pass through
D75-H1	Pole-- Ductile Iron-- 75ft-- Class H1	$ 10,203.00	$ 7,910.26	N/A	$ 5,263.84	$ 7,910.26	N/A	OH	New pole pricing would only be if (extras') would be added ie. Hand dig hole, vac hole, rock encountered adder and Drilling mounting holes for arms, brackets,or riser (per hole drilled) see tab 4 Sterling would like to add (plus traffic control it needed plus 15% adder) pass through
DC-FVC8(12ft)	Double Circuit FG Dbl DE on 12' Xarms	$ 1,248.92	$ 936.69	$ 1,873.38	$ 1,248.92	$ 936.69	$ 1,873.38	OH	
DC-VC1	Dbl Circ. Inline	$ 489.09	$ 366.82	$ 766.64	$ 489.09	$ 366.82	$ 766.64	OH	
DC-VC1 (12)	Dbl Circ. Inline with 12' arm on bottom	$ 660.27	$ 495.20	$ 990.41	$ 660.27	$ 495.20	$ 990.41	OH	
DC-VC1 (8)	Dbl Circuit Inline with 8' top and 10' bottom arms	$ 611.36	$ 458.52	$ 917.04	$ 611.36	$ 458.52	$ 917.04	OH	
DC-VC1-2	Dbl Circ. 2Xarm Lg. Cond.	$ 815.14	$ 611.36	$ 1,222.71	$ 815.14	$ 611.36	$ 1,222.71	OH	
DC-VC2	3Ph Dbl Circ. Sm Ang	$ 815.14	$ 611.36	$ 1,222.71	$ 815.14	$ 611.36	$ 1,222.71	OH	
DC-VC3 (NO MATERIAL)	3Ph Dbl Circ. Vert. Constr.	$ 638.60	$ 478.95	$ 957.90	$ 638.60	$ 478.95	$ 957.90	OH	
DC-VC4-1 (NO MATERIALS)	3Ph Dbl Circ. Vert. Constr.	$ 840.83	$ 630.62	$ 1,261.25	$ 840.83	$ 630.62	$ 1,261.25	OH	
DC-VM3-17V	DC Vertical Three phase ABS - Top Bottom Tie	$ 5,030.59	$ 4,779.06	$ 8,803.53	$ 5,030.59	$ 4,779.06	$ 8,803.53	OH	

DTM-Loop	Ubicquia Transformer Monitor - Loop Fed	N/A	N/A	N/A	N/A	N/A	N/A	UG	
DTM-Radial	Ubicquia Transformer Monitor - Radial Fed	N/A	N/A	N/A	N/A	N/A	N/A	UG	
DVG110-3 240-120	1Ph 3kVA Xfmr Bank *RETIRE ONLY*		$ 366.82			$ 366.82		OH	
DVG210-15/50kVA 240 OY-	2Ph 15/50kVA Xfmr Bank	$ 843.67	$ 632.75	$ 1,265.51	$ 843.67	$ 632.75	$ 1,265.51	OH	
DVG210-15kVA	2Ph (2) 15kVA Transformer Bank	$ 718.95	$ 539.21	$ 1,078.43	$ 718.95	$ 539.21	$ 1,078.43	OH	
DVG210-167kVA 240 OY-OD	2Ph (2) 167kVA Xfmr Bank 240	$ 1,177.14	$ 882.86	$ 1,765.71	$ 1,177.14	$ 882.86	$ 1,765.71	OH	
DVG210-25/10kVA 240	2Ph 25/10 kVA Xfmr Bank OY-OD 240	$ 733.62	$ 550.22	$ 1,100.43	$ 733.62	$ 550.22	$ 1,100.43	OH	
DVG210-25/15kVA 240	2Ph 25/10 kVA Xfmr Bank OY-OD 240	$ 733.62	$ 550.22	$ 1,100.43	$ 733.62	$ 550.22	$ 1,100.43	OH	
DVG210-25/50 240 OY	2Ph 25/50kVA Xfmr Bank	$ 826.80	$ 620.10	$ 1,240.20	$ 826.80	$ 620.10	$ 1,240.20	OH	
DVG210-25kVA 240 OY-OD	2Ph (2) 25kVA Xfmr Bank 240	$ 733.62	$ 550.22	$ 1,100.43	$ 733.62	$ 550.22	$ 1,100.43	OH	
DVG210-37.5 240 OY-OD	2Ph (2) 37.5kVA Xfmr Bank 240	$ 843.67	$ 632.75	$ 1,265.51	$ 843.67	$ 632.75	$ 1,265.51	OH	
DVG220-37.5/50kVA 240/480- MISSING	2Ph (2) 37.5/50 kVA Xfmr Bank 240/480	$ 989.56	$ 742.17	$ 1,484.34	$ 989.56	$ 742.17	$ 1,484.34	OH	
DVG310-100kVA 208/120	3Ph (3) 100kVA Xfmr Bank 120/208	$ 1,505.75	$ 1,129.31	$ 2,258.63	$ 1,505.75	$ 1,129.31	$ 2,258.63	OH	
DVG310-10kVA 208/120	3Ph (3) 10kVA Xfmr Bank 120/208	$ 1,222.70	$ 917.03	$ 1,834.05	$ 1,222.70	$ 917.03	$ 1,834.05	OH	
DVG310-15kVA 208/120	3Ph (3) 15 Xfmr Bank 120/208	$ 1,222.70	$ 917.03	$ 1,834.05	$ 1,222.70	$ 917.03	$ 1,834.05	OH	
DVG310-167kVA 208/120	3Ph (3) 167kVA Xfmr Bank 120/208	$ 1,655.47	$ 1,241.60	$ 2,483.21	$ 1,655.47	$ 1,241.60	$ 2,483.21	OH	
DVG310-25kVA 120/208	3Ph (3) 25kVA Xfmr Bank 120/208	$ 1,222.70	$ 917.03	$ 1,834.05	$ 1,222.70	$ 917.03	$ 1,834.05	OH	
DVG310-50kVA	3Ph (3) 50kVA Xfmr Bank 120/208	$ 1,222.70	$ 917.03	$ 1,834.05	$ 1,222.70	$ 917.03	$ 1,834.05	OH	
DVG310-75kVA 208/120	3Ph (3) 75kVA Xfmr Bank 120/208	$ 1,222.70	$ 917.03	$ 1,834.05	$ 1,222.70	$ 917.03	$ 1,834.05	OH	
DVG311-100kVA 277/480	3Ph (3) 100kVA Xfmr Bank 277/480	$ 1,505.75	$ 1,129.31	$ 2,258.63	$ 1,505.75	$ 1,129.31	$ 2,258.63	OH	
DVG311-10kVA 277/480	3Ph (3) 10kVA Xfmr Bank 277/480	$ 1,222.70	$ 917.03	$ 1,834.05	$ 1,222.70	$ 917.03	$ 1,834.05	OH	
DVG311-15kVA 480/277	3Ph (3) 15kVA Xfmr Bank 277/480	$ 1,222.70	$ 917.03	$ 1,834.05	$ 1,222.70	$ 917.03	$ 1,834.05	OH	
DVG311-25 277/480kVA	3Ph (3) 25kVA Xfmr Bank 277/480	$ 1,222.70	$ 917.03	$ 1,834.05	$ 1,222.70	$ 917.03	$ 1,834.05	OH	
DVG311-37.5kVA 480/277 **Missing 3	3Ph (3) 37.5kVA Xfmr Bank 277/480	$ 1,222.70	$ 917.03	$ 1,834.05	$ 1,222.70	$ 917.03	$ 1,834.05	OH	
E1-2-1	3/8 Single Down Guy (Additional Insulator)	$ 183.19	$ 137.39	$ 274.79	$ 183.19	$ 137.39	$ 274.79	OH	
F1-2	*Retirement Only* - Anchor-Expanding 8000 Lb.		$ 165.72			$ 165.72		OH	
F1-3	*Retirement Only* - Anchor Expanding 12000 lb		$ 220.15			$ 220.15		OH	
F1-4 (DH)	Anchor- Double Helix - RETIRE ONLY		$ 237.93			$ 237.93		OH	
FUSE-3PH-R	Removal of 3 Fuses	N/A	$ 179.78	N/A	N/A	$ 179.78	N/A	OH	
FUSE-ABC-10T	(3) 10T Fuses	$ 160.77	$ 120.58	N/A	$ 160.77	$ 120.58	N/A	OH	
FVC1-AA	3 Phase 0-5 Degree Angle Fiberglass - Alley Arm	$ 276.43	$ 201.10	$ 414.65	$ 276.43	$ 201.10	$ 414.65	OH	
FVC1-LN	3Ph 8' FG Tangent- Less Neutral	$ 226.76	$ 158.88	$ 340.14	$ 226.76	$ 158.88	$ 340.14	OH	
FVC7-1	3Ph 10' FG Single-Deadend - Neutral on Arm	$ 411.88	$ 283.86	$ 617.82	$ 411.88	$ 283.86	$ 617.82	OH	
FVC7-NP (NEEDS UPDATE)	3Ph 8' FG Deadend - Narrow Profile	$ 178.14	$ 133.61	$ 267.21	$ 178.14	$ 133.61	$ 267.21	OH	
GCOMM	Relocate Communications Assembly	$ 167.60			$ 167.60			OH	Transferring Comm to a new pole (1 Unit = 1 attachement location, i.e. 1 height) Does include necessary hardware Not specific to tangent, angle, deadend
Gpole Band - 62in	Band- Retaining- 11/4in x 62in	$ 45.68	$ 32.46	N/A	$ 45.68	$ 32.46	N/A	OH	
Gpole Band - 86in	Band- Retaining- 11/4in x 86in	$ 58.42	$ 42.16	N/A	$ 58.42	$ 42.16	N/A	OH	
GSEC	Relocate Secondary Assembly	$ 307.76			$ 307.76			OH	Transferring Secondary (going from pole to pole) to a new pole Does not include K14 as K14 will be called out seperately
GSER	Relocate Service Assembly	$ 171.91			$ 171.91			OH	Transferring Service (going from pole to customer) to a new pole Does not include K14 as K14 will be called out seperately
GUC6-2X	Three Phase Parallel Riser (4" PVC)	$ 7,080.30	$ 5,372.72	$ 12,390.53	$ 7,080.30	$ 5,372.72	$ 12,390.53	UG	Risers do not include conduit 90s
GUC6-4	3Ph Primary Riser- 4in	$ 3,465.15	$ 2,598.86	$ 6,064.01	$ 3,465.15	$ 2,598.86	$ 6,064.01	UG	Risers do not include conduit 90s
J8: #4 - #1/0	Secondary Assembly	$ 45.65	$ 34.24	N/A	$ 45.65	$ 34.24	N/A	OH	
J-URTB (1-4in)	4in UD Trenchless Bore **LABOR COST OUT OF DATE**	**see note**	N/A	N/A	**see note**	N/A	N/A	UG	Bore would be negotiated per job
J-URTB (2-6in)	6in UD Trenchless Bore **LABOR COST OUT OF DATE**	**see note**	N/A	N/A	**see note**	N/A	N/A	UG	Bore would be negotiated per job
M26-5C-8-R	Relocate 8ft Streetlight Assembly	$ 283.68			$ 283.68			OH	
M26-5S-16-100W *Retire Only*	16 Arm w/ 100W Nema Sec Light	N/A	$ 141.84	N/A	N/A	$ 141.84	N/A	OH	
M26-5S-2-100W *Retire Only*	2ft Arm w/ 100W Nema Sec Lgt	N/A	$ 69.11	N/A	N/A	$ 69.11	N/A	OH	
M26-5S-8-100W *Retire Only*	8ft Arm w/ 100W Nema Sec Lgt	N/A	$ 141.84	N/A	N/A	$ 141.84	N/A	OH	
M2-SL	Street Light Ground	$ 83.92	$ 56.26	$ 140.18	$ 83.92	$ 56.26	$ 140.18	OH	
M40-11 #795 ACSR	#795 ACSR Armor Rod - RETIRE ONLY		$ 44.14			$ 44.14		OH	
M5-14	8' Crossarm - RETIRE ONLY		$ 77.96			$ 77.96		OH	
M5-16	10' Crossarm - RETIRE ONLY		$ 78.83			$ 78.83		OH	
OH Crew Labor	1 hr of labor for OH	$ 1,225.00	N/A	N/A	$ 1,225.00	N/A	N/A	OH	per crew hour with trucks and tools regular time not after hours or storm
POLE-TOP	**Topping Pole *REMOVE ONLY**		$ 75.86			$ 75.86		OH	
~~R-CONCRETE-POLE~~	~~Removal of Concrete Pole - Labor Only~~							~~OH~~	
RECL-651RA-CUTIN	**27 kV ganged recloser - 651RA relay - DE Off Pole**	$ 4,916.38	$ 3,687.29	$ 8,603.67	$ 4,916.38	$ 3,687.29	$ 8,603.67	OH	
RECL-651RA-V	27 kV ganged recloser - 651RA relay - With Riser	$ 6,233.28	$ 4,674.00	$ 9,349.92	$ 6,233.28	$ 4,674.00	$ 9,349.92	OH	Risers do not include conduit 90s
RO-CAP-FIXED -- Use w/ Existing Assy	Relocate Fixed CAP Bank Assembly- Labor Only	$ 1,100.00			$ 1,100.00			OH	
RO-METER	**Transfer of Pole Mounted Meter and CTs**	$ 2,061.72			$ 2,061.72			OH	
RO-SECTIONALIZER	Transfer 1Ph OH SECTIONALIZER	$ 403.17			$ 403.17			OH	
RO-Tag -- Use w/ Existing Assy	Relocate Pole Number Assembly- Labor Only	$ 35.39			$ 35.39			OH	
RO-XFMR-1	Relocate 1Ph OH XFMR - use as NEW w/ EXISTING XFMR	$ 898.87			$ 898.87			OH	
RO-XFMR-2	Relocate 2Ph OH Transformers - Use w/ retirement Assly	$ 1,265.51			$ 1,265.51			OH	
RO-XFMR-3	Relocate OH 3Ph Transformer - use w/ Retirement assly	$ 2,258.16			$ 2,258.16			OH	
S50-1	50 Foot Class 1 Steel Pole	$ 714.94	$ 558.67	N/A	$ 714.94	$ 558.67	N/A	OH	
S50-2	Class 2 50 ft Steel Pole - Valmont 1-17-24	$ 731.08	$ 534.33	N/A	$ 731.08	$ 534.33	N/A	OH	
S55-1	55 Foot Class 1 Steel Pole	$ 827.22	$ 652.45	N/A	$ 827.22	$ 652.45	N/A	OH	
S55-H1	Class H1 55 Ft Steel Pole	$ 879.79	$ 641.82	N/A	$ 879.79	$ 641.82	N/A	OH	
S55-H2	Class H2 55 ft Steel Pole - Valmont 1-17-24	$ 906.53	$ 657.96	N/A	$ 906.53	$ 657.96	N/A	OH	
S55-H3	Class H3 55 ft Steel Pole	$ 915.63	$ 675.96	N/A	$ 915.63	$ 675.96	N/A	OH	
S55-H4	Class H4 55 ft Steel Pole	$ 947.15	$ 655.75	N/A	$ 947.15	$ 655.75	N/A	OH	
S60-1	60 Foot Class 1 Steel Pole	$ 1,002.89	$ 737.06	N/A	$ 1,002.89	$ 737.06	N/A	OH	
S65-1	65 Foot Class 1 Steel Pole	$ 1,191.16	$ 825.78	N/A	$ 1,191.16	$ 825.78	N/A	OH	
S65-H4	Class H4 65 ft Steel Pole	$ 1,275.94	$ 899.76	N/A	$ 1,275.94	$ 899.76	N/A	OH	
SL-H	**Street Light Head Only**	$ 87.45	$ 65.59	$ 153.04	$ 87.45	$ 65.59	$ 153.04	OH	
STUB	**Stub Pole *REMOVE ONLY***		$ 479.30			$ 479.30		OH	
SVG 310-25kVA 120/208	3Ph (3) 25kVA Xfmr Bank	$ 1,222.70	$ 917.03	$ 1,834.05	$ 1,222.70	$ 917.03	$ 1,834.05	OH	
SVG 310-50kVA 277/480	3Ph (3) 50kVA Xfmr Bank 277/480	$ 1,837.31	$ 1,377.98	$ 2,755.97	$ 1,837.31	$ 1,377.98	$ 2,755.97	OH	
SVG 311-10kVA 277/480	3Ph (3) 10kVA Xfmr Bank 277/480	$ 1,222.70	$ 917.03	$ 1,834.05	$ 1,222.70	$ 917.03	$ 1,834.05	OH	
SVG 311-25kVA 277/480	3Ph (3) 25kVA Xfmr Bank 277/480	$ 1,222.70	$ 917.03	$ 1,834.05	$ 1,222.70	$ 917.03	$ 1,834.05	OH	
SVG110-75 120/240	1Ph 75kVA XFMR 120/240	$ 749.93	$ 562.45	$ 1,124.90	$ 749.93	$ 562.45	$ 1,124.90	OH	
SVG310-75kVA 120/208	3Ph (3) 25kVA XFMR Bank 120/208	$ 1,874.81	$ 1,406.11	$ 2,812.22	$ 1,874.81	$ 1,406.11	$ 2,812.22	OH	
SVG311 - 25kVA 277/480	3Ph (3) 25kVA Xfmr Bank 277/480	$ 1,874.81	$ 1,406.11	$ 2,812.22	$ 1,874.81	$ 1,406.11	$ 2,812.22	OH	
SVG311-100kVA 277/480	3Ph (3) 100kVA Xfmr Bank 277/480	$ 1,874.81	$ 1,406.11	$ 2,812.22	$ 1,874.81	$ 1,406.11	$ 2,812.22	OH	
SVG311-10kVA 277/480	3Ph (3) 10kVA Xfmr Bank 277/480	$ 1,222.70	$ 917.03	$ 1,834.05	$ 1,222.70	$ 917.03	$ 1,834.05	OH	
SVG311-15 277/480	3Ph (3) 15kVA Xfmr Bank 277/480	$ 1,222.70	$ 917.03	$ 1,834.05	$ 1,222.70	$ 917.03	$ 1,834.05	OH	
SVG311-37.5kVA 277/480	3Ph (3) 37.5kVA Xfmr Bank 277/480	$ 1,222.70	$ 917.03	$ 1,834.05	$ 1,222.70	$ 917.03	$ 1,834.05	OH	
SVG311-50 277/480	3Ph (3) 50kVA Xfmr Bank	$ 1,874.81	$ 1,406.11	$ 2,812.22	$ 1,874.81	$ 1,406.11	$ 2,812.22	OH	
SVG311-75 277/480 **MISSING XFMR	3Ph (3) 75kVA Xfmr Bank 277/480	$ 1,874.81	$ 1,406.11	$ 2,812.22	$ 1,874.81	$ 1,406.11	$ 2,812.22	OH	
UD #500	1-#1000MCM Al 25kV Urd. Cable	$ 6.32	$ 4.74	N/A	$ 6.32	$ 4.74	N/A	UG	
UD#1000 MCM Al 25kV	#1000 MCM AL 25kV	$ 6.32	$ 4.74	N/A	$ 6.32	$ 4.74	N/A	UG	
UD#4 AL DUPLEX	#4 Aluminum Duplex Cable	$ 1.89	$ 1.42	N/A	$ 1.89	$ 1.42	N/A	UG	
UD#500MCM 25kV Cu	#500MCM Cu 25kV Cable Urd.	$ 4.45	$ 3.34	N/A	$ 4.45	$ 3.34	N/A	UG	
UD#500MCM Al QPLX	#500 MCM Al QPLX Cable	$ 4.72	$ 3.54	N/A	$ 4.72	$ 3.54	N/A	UG	
UD#500MCM Cu QPLX	#500 MCM Cu QPLX	$ 4.22	$ 3.17	N/A	$ 4.22	$ 3.17	N/A	UG	
UD3 #1/0 Al 25kV	(3) #1/0 Al 25kV Urd. Cable	$ 2.83	$ 2.12	N/A	$ 2.83	$ 2.12	N/A	UG	
UD3 #4/0 Al 25kV	3-#4/0 Al 25kV Urd. Cable	$ 3.59	$ 2.69	N/A	$ 3.59	$ 2.69	N/A	UG	
UD3-1000MCM 25kV	3-#1000MCM Al 25kV Urd. Cable	$ 6.32	$ 4.74	N/A	$ 6.32	$ 4.74	N/A	UG	
UD3-500 MCM Cu 25kV	#500 3 Conductor 25kV	$ 4.45	$ 3.34	N/A	$ 4.45	$ 3.34	N/A	UG	
UDVG7-10 100kVA 120/240 Type 1	1Ph 100kVA DV Loop Feed 120/240 Type 1	$ 355.83	$ 266.87	$ 622.70	$ 355.83	$ 266.87	$ 622.70	UG	
UDVG7-10 100kVA 120/240 Type 2	1Ph 100kVA DV Loop Feed 120/240 Type 2	$ 355.83	$ 266.87	$ 622.70	$ 355.83	$ 266.87	$ 622.70	UG	
UDVG7-10 167kVA 120/240 Type 1	1Ph 167 kVA DV Loop Feed 240/120V - Type 1	$ 374.32	$ 280.74	$ 655.06	$ 374.32	$ 280.74	$ 655.06	UG	
UDVG7-10 167kVA 120/240 Type 2	1Ph 167kVA DV Loop Feed 120/240 Type 2	$ 374.32	$ 280.74	$ 655.06	$ 374.32	$ 280.74	$ 655.06	UG	
UDVG7-10 25 kVA 120/240 Type 2	1Ph 25kVA DV Loop Feed 120/240 Type 2	$ 327.27	$ 245.45	$ 572.72	$ 327.27	$ 245.45	$ 572.72	UG	
UDVG7-10 25kVA 120/240 Type 1	1Ph 25kVA DV Loop Feed 120/240 - Type 1	$ 327.27	$ 245.45	$ 572.72	$ 327.27	$ 245.45	$ 572.72	UG	

UDVG7-10 37.5 kVA 120/240	1Ph 37.5kVA DV Loop Feed 120/240	$ 327.27	$ 245.45	$ 572.72	$ 327.27	$ 245.45	$ 572.72	UG	
UDVG7-10 50 120/240 Type 1	1Ph 50kVA DV Loop Feed 120/240 - Type 1	$ 327.27	$ 245.45	$ 572.72	$ 327.27	$ 245.45	$ 572.72	UG	
UDVG7-10 50 kVA 120/240 Type 2	1Ph 50kVA DV Loop Feed 120/240	$ 327.27	$ 245.45	$ 572.72	$ 327.27	$ 245.45	$ 572.72	UG	
UDVG7-10 75 120/240 Type 1	1Ph 75kVA DV Loop Feed 120/240 - Type 1	$ 327.27	$ 245.45	$ 572.72	$ 327.27	$ 245.45	$ 572.72	UG	
UDVG7-10 75 kVA 120/240 Type 2	1Ph 75kVA DV Loop Feed 120/240	$ 327.27	$ 245.45	$ 572.72	$ 327.27	$ 245.45	$ 572.72	UG	
UDVG7-10-3E 25 kVA 120/240 Type 2	1Ph 25kVA XFMR/Vacuum Switch Combo 120/240 Type 2		$ 411.75			$ 411.75		UG	
UDVG7-11 25 kVA 240/480 Type 2	1Ph 25kVA DV Loop Feed 240/480	$ 327.27	$ 245.45	$ 572.72	$ 327.27	$ 245.45	$ 572.72	UG	
UDVG7-12 1000 KVA 120/208	3PH 1000 KVA Loop Feed 120/208	$ 1,419.13	$ 1,064.35	$ 2,483.48	$ 1,419.13	$ 1,064.35	$ 2,483.48	UG	
UDVG7-12 112.5 KVA 120/208	3 Ph 112.5kVA DV Loop Feed 120/208	$ 549.00	$ 411.75	$ 960.75	$ 549.00	$ 411.75	$ 960.75	UG	
UDVG7-12 150 kVA 120/208	3Ph 150kVA DV Loop Feed 120/208	$ 549.00	$ 411.75	$ 960.75	$ 549.00	$ 411.75	$ 960.75	UG	
UDVG7-12 1500 kVA 120/208	3PH 1500 KVA Loop Feed 120/208	$ 1,812.50	$ 1,359.38	$ 3,171.88	$ 1,812.50	$ 1,359.38	$ 3,171.88	UG	
UDVG7-12 225 kVA 120/208	3Ph 225kVA DV Loop Feed 120/208	$ 549.00	$ 411.75	$ 960.75	$ 549.00	$ 411.75	$ 960.75	UG	
UDVG7-12 300 KVA 120/208	3 PH 300KVA DV Loop Feed 120/208	$ 554.40	$ 415.80	$ 970.20	$ 554.40	$ 415.80	$ 970.20	UG	
UDVG7-12 500 kVA 120/208	3PH 500KVA DV Loop Feed 120/208	$ 636.43	$ 477.32	$ 1,113.75	$ 636.43	$ 477.32	$ 1,113.75	UG	
UDVG7-12 75 kVA 120/208	3PH 75kVA DV Loop Feed 120/208	$ 549.00	$ 411.75	$ 572.72	$ 549.00	$ 411.75	$ 572.72	UG	
UDVG7-12 750 kVA 120/208	3PH 750kVA DV Loop Feed 120/208	$ 932.14	$ 699.11	$ 1,631.25	$ 932.14	$ 699.11	$ 1,631.25	UG	
UDVG7-14 150 kVA 120/240 **XFMR ha	3Ph 150kVA DV Loop Feed 120/240	$ 549.00	$ 411.75	$ 960.75	$ 549.00	$ 411.75	$ 960.75	UG	
UDVG7-14 225 kVA 120/240 **XFMR ha	3Ph 225kVA DV Loop Feed 120/240	$ 549.00	$ 411.75	$ 960.75	$ 549.00	$ 411.75	$ 960.75	UG	
UDVG7-21 1000kVA 277/480	3PH 1000kVa DV Loop Feed 277/480	$ 1,419.13	$ 1,064.35	$ 2,483.48	$ 1,419.13	$ 1,064.35	$ 2,483.48	UG	
UDVG7-21 112.5 kVA 277/480	3Ph 112.5kVA DV Loop Feed 277/480	$ 549.00	$ 411.75	$ 960.75	$ 549.00	$ 411.75	$ 960.75	UG	
UDVG7-21 150 Kva 277/480	3Ph 150 kVA DV Loop Feed 480Y/277V	$ 549.00	$ 411.75	$ 960.75	$ 549.00	$ 411.75	$ 960.75	UG	
UDVG7-21 1500kVA 277/480	3PH 1500 kVA DV Loop Feed 277/480	$ 1,812.50	$ 1,359.38	$ 3,171.88	$ 1,812.50	$ 1,359.38	$ 3,171.88	UG	
UDVG7-21 2000kVA	3PH 2000kVA Loop Feed 277/480	$ 1,873.22	$ 1,404.92	$ 3,278.14	$ 1,873.22	$ 1,404.92	$ 3,278.14	UG	
UDVG7-21 225 kVA 277/480	3Ph 225kVA DV Loop Feed 480/277	$ 549.00	$ 411.75	$ 960.75	$ 549.00	$ 411.75	$ 960.75	UG	
UDVG7-21 2500kVA 277/480	3PH 2500kVA Loop Feed 277/480	$ 1,937.81	$ 1,453.36	$ 3,391.17	$ 1,937.81	$ 1,453.36	$ 3,391.17	UG	
UDVG7-21 300 kVA 277/480	3Ph 300 kVA DV Loop Feed 277/480	$ 554.40	$ 415.80	$ 970.20	$ 554.40	$ 415.80	$ 970.20	UG	
UDVG7-21 75 kVA 277/480	3Ph 75kVA DV Loop Feed 277/480	$ 549.00	$ 411.75	$ 960.75	$ 549.00	$ 411.75	$ 960.75	UG	
UDVG7-21 750kVA 277/480	3Ph 750kVA DV Loop Feed 277/480	$ 932.14	$ 699.11	$ 1,398.21	$ 932.14	$ 699.11	$ 1,398.21	UG	
UG Crew Labor	1 hr of labor for UG	$ 875.45	N/A	N/A	$ 875.45	N/A	N/A	UG	
UGDEM1.1	Electronic Marker Ball	$ 7.78	N/A	N/A	$ 7.78	N/A	N/A	UG	Plus any time and equipment for digging
UK5-1	Junction Box-- Secondary Aboveground-- 1Ph-- w/3 connectors	$ 165.95	$ 104.66	$ 290.41	$ 165.95	$ 104.66	$ 290.41	UG	
UK5-3	Junction Box-- Secondary Aboveground-- 3Ph-- w/4 connectors	$ 229.13	$ 147.62	$ 400.98	$ 229.13	$ 147.62	$ 400.98	UG	
UK5-5	Junction Box -- Secondary -- Milbank Tap Can	$ 105.00	$ 78.75	$ 183.75	$ 105.00	$ 78.75	$ 183.75	UG	
UK6	Hand Hole Junction 17" x 30"	$ 79.92	$ 59.94	$ 139.86	$ 79.92	$ 59.94	$ 139.86	UG	
UK6-12	Streetlight Junction Box - Small - 12"	$ 65.00	$ 48.75	$ 113.75	$ 65.00	$ 48.75	$ 113.75	UG	
UK6-SL	Hand Hole Junction 13" x 24"	$ 72.45	$ 54.34	$ 126.79	$ 72.45	$ 54.34	$ 126.79	UG	
UM12-1	Warning Sign - DANGER	$ 18.00	$ 13.50	$ 31.50	$ 18.00	$ 13.50	$ 31.50	UG	
UM1-5 PC	Single-Phase Pre-cast Transformer Pad	$ 415.92	$ 311.94	$ 727.86	$ 415.92	$ 311.94	$ 727.86	UG	
UM1-5C-JB	1Ph Concrete Junction Box Pad	$ 625.00	$ 468.75	$ 1,093.75	$ 625.00	$ 468.75	$ 1,093.75	UG	
UM1-5C-SP	Concrete Pad for Secondary Meter Pedestal	$ 98.00	$ 73.50	$ 171.50	$ 98.00	$ 73.50	$ 171.50	UG	
UM1-5C-T1P	1 Ph Trans Type 1 Pad with adjacent Meter Pedestal	$ 875.75	$ 656.81	$ 1,532.56	$ 875.75	$ 656.81	$ 1,532.56	UG	
UM1-5C-T2P	1 Ph Trans Type 2 Pad with adjacent Meter Pedestal	$ 950.56	$ 712.92	$ 1,663.48	$ 950.56	$ 712.92	$ 1,663.48	UG	
UM1-5C-TA	1 Ph Transformer Pad	$ 800.00	$ 600.00	$ 1,400.00	$ 800.00	$ 600.00	$ 1,400.00	UG	
UM1-6A-PM-PB	Primary Meter Pad with 4x8 pull box underneath	$ 980.00	$ 735.00	$ 1,715.00	$ 980.00	$ 735.00	$ 1,715.00	UG	
UM1-6A-SA-PB	SWG pad with 4x8 pullbox underneath	$ 1,149.50	$ 862.13	$ 2,011.63	$ 1,149.50	$ 862.13	$ 2,011.63	UG	
UM1-6A-VS	1PH Vacuum Switch Pad	$ 854.75	$ 641.06	$ 1,495.81	$ 854.75	$ 641.06	$ 1,495.81	UG	
UM1-6C-ATS	27 kV 6 Way SF6 Gas Switch	$ 1,200.00	$ 900.00	$ 2,100.00	$ 1,200.00	$ 900.00	$ 2,100.00	UG	
UM1-6C-JB	3-Phase Junction Box Pad 200 or 600 AMP	$ 850.00	$ 637.50	$ 1,487.50	$ 850.00	$ 637.50	$ 1,487.50	UG	
UM1-6C-SA	Switch Gear Pad 100" X 86"	$ 1,400.00	$ 1,050.00	$ 2,450.00	$ 1,400.00	$ 1,050.00	$ 2,450.00	UG	
UM1-6C-SA - Pre-Cast	Pre-Cast Pad - Switchgear	$ 1,664.94	$ 1,248.71	$ 2,913.65	$ 1,664.94	$ 1,248.71	$ 2,913.65	UG	
UM1-6C-SA - PVI-52	Pre-Cast Pad - Switchgear PVI-52	$ 1,724.00	$ 1,293.00	$ 3,017.00	$ 1,724.00	$ 1,293.00	$ 3,017.00	UG	
UM1-6C-SA - PVI62F	Pre-Cast Pad - Switchgear PVI62F	$ 1,724.00	$ 1,293.00	$ 3,017.00	$ 1,724.00	$ 1,293.00	$ 3,017.00	UG	
UM1-6C-SA1	Switch Gear Pad 174" X 136"	$ 3,645.48	$ 2,734.11	$ 6,379.59	$ 3,645.48	$ 2,734.11	$ 6,379.59	UG	
UM1-6C-SA-PB	SWG Pad with 4x8 Pullbox Underneath	$ 4,200.00	$ 3,150.00	$ 7,350.00	$ 4,200.00	$ 3,150.00	$ 7,350.00	UG	
UM1-6C-TA	3-Phase Concrete Transformer Pad (75 - 500kVA)	$ 1,465.48	$ 1,099.11	$ 2,564.59	$ 1,465.48	$ 1,099.11	$ 2,564.59	UG	
UM1-6C-TA1	3-Phase Concrete Transformer Pad (75 - 500kVA)	$ 1,465.48	$ 1,099.11	$ 2,564.59	$ 1,465.48	$ 1,099.11	$ 2,564.59	UG	
UM1-6C-TA2	3-Phase Concrete Transformer Pad (750 - 2500kVA)	$ 2,248.59	$ 1,686.44	$ 3,935.03	$ 2,248.59	$ 1,686.44	$ 3,935.03	UG	
UM22.5-P-6	6in 22.5 Degree PVC Elbow	$ 12.80	N/A	N/A	$ 12.80	N/A	N/A	UG	
UM3-14	1-Phase Junction Box	$ 241.73	$ 181.30	$ 423.03	$ 241.73	$ 181.30	$ 423.03	UG	
UM33	Junction Box - 3-Phase	$ 353.40	$ 265.05	$ 618.45	$ 353.40	$ 265.05	$ 618.45	UG	
UM3E-1A	Single-Phase Pad-Mounted Vacuum Switch	$ 1,200.00	$ 900.00	$ 2,100.00	$ 1,200.00	$ 900.00	$ 2,100.00	UG	
UM3E-3-11-600Amp	3Ph Pad-Mount Switchgear (3-Source - 1 600A Load)	$ 596.77	$ 447.58	$ 1,044.35	$ 596.77	$ 447.58	$ 1,044.35	UG	
UM3E-3-62 600A (SD)	3Ph Pad-Mounted Switchgear 2 Source & 4 Load (SD)	$ 615.84	$ 461.90	$ 1,077.72	$ 615.84	$ 461.90	$ 1,077.72	UG	
UM3E-3-9 600A	3Ph Pad-Mount Switchgear (2-Source - 2 Load) 600A	$ 596.77	$ 447.58	$ 1,044.35	$ 596.77	$ 447.58	$ 1,044.35	UG	
UM3E-3-9 600A (SD)	3Ph Pad-Mount Switchgear (2-Source - 2 Load) 600A (SD)	$ 615.84	$ 461.90	$ 1,077.72	$ 615.84	$ 461.90	$ 1,077.72	UG	
UM45-P-2	2in 45 Degree PVC Elbow	$ 7.63	N/A	N/A	$ 7.63	N/A	N/A	UG	
UM45-P-3-24in	3in 45 degree PVC Elbow - 24in radius	$ 7.63	N/A	N/A	$ 7.63	N/A	N/A	UG	
UM45-P-3-48	3in 45 Degree PVC Elbow - 48in radius	$ 8.59	N/A	N/A	$ 8.59	N/A	N/A	UG	
UM45-P-4-24in	4in 45 Degree PVC Elbow - 24in radius	$ 10.94	N/A	N/A	$ 10.94	N/A	N/A	UG	
UM45-P-4-48in	4in 45 Degree PVC Elbow - 48in radius	$ 12.80	N/A	N/A	$ 12.80	N/A	N/A	UG	
UM45-P-6	6in 45 Degree PVC Elbow	$ 12.80	N/A	N/A	$ 12.80	N/A	N/A	UG	
UM45-S-2	2in 45 Degree Steel Elbow	$ 10.94	N/A	N/A	$ 10.94	N/A	N/A	UG	
UM45-S-3in (48in)	3in Rigid Steel 45 Degree (48in Radius)	$ 12.86	N/A	N/A	$ 12.86	N/A	N/A	UG	
UM48-1	1Ph- Grounding Assembly	$ 70.98	$ 43.19	$ 124.22	$ 70.98	$ 43.19	$ 124.22	UG	
UM5 Riser Conduit - 2in	2 Secondary Riser Conduit"	$ 422.39	$ 207.57	$ 739.18	$ 422.39	$ 207.57	$ 739.18	UG	Risers do not include conduit 90s
UM5 Riser Conduit - 3in	3 Secondary Riser Conduit"	$ 443.47	$ 210.20	$ 776.07	$ 443.47	$ 210.20	$ 776.07	UG	Risers do not include conduit 90s
UM50-2inB	2in Pipe Base	$ 4.50	N/A	N/A	$ 4.50	N/A	N/A	UG	
UM50-2inS	2in Pipe Spacer	$ 4.50	N/A	N/A	$ 4.50	N/A	N/A	UG	
UM50-3in-B	3in Conduit Spacer Base	$ 5.25	N/A	N/A	$ 5.25	N/A	N/A	UG	
UM50-3in-S	3in Intermediate - Pipe Spacer	$ 5.25	N/A	N/A	$ 5.25	N/A	N/A	UG	
UM50-4inB	4in Pipe Base	$ 6.00	N/A	N/A	$ 6.00	N/A	N/A	UG	
UM50-4inS	4in Pipe Spacer	$ 6.00	N/A	N/A	$ 6.00	N/A	N/A	UG	
UM50-6inB	6in Pipe Base	$ 8.00	N/A	N/A	$ 8.00	N/A	N/A	UG	
UM50-BELL2	2in PVC Conduit Bell Conduit	$ 1.23	N/A	N/A	$ 1.23	N/A	N/A	UG	
UM50-BELL3	3in PVC Conduit Bell End	$ 1.42	N/A	N/A	$ 1.42	N/A	N/A	UG	
UM50-BELL4	4in PVC Conduit Bell End	$ 1.73	N/A	N/A	$ 1.73	N/A	N/A	UG	
UM50-BELL6	6in PVC Conduit Bell End	$ 3.15	N/A	N/A	$ 3.15	N/A	N/A	UG	
UM50-COUPLING-2	2in PVC Conduit Coupling	$ 1.23	N/A	N/A	$ 1.23	N/A	N/A	UG	
UM50-COUPLING-3	3in PVC Conduit Coupling	$ 1.42	N/A	N/A	$ 1.42	N/A	N/A	UG	
UM50-COUPLING-4	4in PVC Conduit Coupling	$ 1.73	N/A	N/A	$ 1.73	N/A	N/A	UG	
UM50-COUPLING-6	6in PVC Conduit Coupling	$ 3.15	N/A	N/A	$ 3.15	N/A	N/A	UG	
UM50-Coupling-HDPE-4	Transition Coupling - 4in - HDPE-PVC	$ 24.86	N/A	N/A	$ 24.86	N/A	N/A	UG	
UM50-FA-2	2in PVC Female Adapter to PVC	$ 1.23	N/A	N/A	$ 1.23	N/A	N/A	UG	
UM50-FA-3	3in PVC Female Adapter to PVC	$ 1.42	N/A	N/A	$ 1.42	N/A	N/A	UG	
UM50-FA-4	4in PVC Female Adapter to PVC	$ 1.73	N/A	N/A	$ 1.73	N/A	N/A	UG	
UM50-FA-6	6in PVC Female Adapter to PVC	$ 3.15	N/A	N/A	$ 3.15	N/A	N/A	UG	
UM50-HDPE-4	4' HDPE-SDR-11 Conduit	$ 1.77	N/A	N/A	$ 1.77	N/A	N/A	UG	
UM50-P-1	1in PVC Conduit SCH40	$ 0.95	N/A	N/A	$ 0.95	N/A	N/A	UG	
UM50-P-2	2in PVC Conduit SCH40	$ 1.14	N/A	N/A	$ 1.14	N/A	N/A	UG	
UM50-P-2 COMM	2in PVC Conduit SCH40 Communications	$ 1.14	N/A	N/A	$ 1.14	N/A	N/A	UG	
UM50-P-2A	2-2in PVC Conduits SCH40	$ 2.28	N/A	N/A	$ 2.28	N/A	N/A	UG	
UM50-P-2B	3-2in PVC Conduit SCH40	$ 3.42	N/A	N/A	$ 3.42	N/A	N/A	UG	
UM50-P-2C	4-2in PVC Conduits SCH40	$ 4.56	N/A	N/A	$ 4.56	N/A	N/A	UG	
UM50-P-2D	5-2in PVC Conduits SCH40	$ 5.70	N/A	N/A	$ 5.70	N/A	N/A	UG	
UM50-P-2E	6-2in PVC Conduits SCH40	$ 6.84	N/A	N/A	$ 6.84	N/A	N/A	UG	
UM50-P-3	3in PVC Conduit SCH40	$ 1.25	N/A	N/A	$ 1.25	N/A	N/A	UG	
UM50-P-3A	2-3in PVC Conduits SCH40	$ 2.50	N/A	N/A	$ 2.50	N/A	N/A	UG	
UM50-P-3B	3-3in PVC Conduits SCH40	$ 3.75	N/A	N/A	$ 3.75	N/A	N/A	UG	
UM50-P-3C	4-3in PVC Conduits SCH40	$ 5.00	N/A	N/A	$ 5.00	N/A	N/A	UG	
UM50-P-3D	5-3in PVC Conduits SCH40	$ 6.25	N/A	N/A	$ 6.25	N/A	N/A	UG	
UM50-P-4	4in PVC Conduit SCH40	$ 1.81	N/A	N/A	$ 1.81	N/A	N/A	UG	
UM50-P-4 COMM	4in PVC Conduit SCH40 for Comm.	$ 1.81	N/A	N/A	$ 1.81	N/A	N/A	UG	
UM50-P-4A	2-4in PVC SCH40	$ 3.62	N/A	N/A	$ 3.62	N/A	N/A	UG	

UM50-P-4A COMM	2-4in PVC SCH40 Communications	$ 3.62	N/A	N/A	$ 3.62	N/A	N/A	UG	
UM50-P-4B	3-4in PVC Conduits SCH40	$ 5.43	N/A	N/A	$ 5.43	N/A	N/A	UG	
UM50-P-4C	4-4in PVC Conduits SCH40	$ 7.24	N/A	N/A	$ 7.24	N/A	N/A	UG	
UM50-P-4D	5-4in PVC Conduits SCH40	$ 9.05	N/A	N/A	$ 9.05	N/A	N/A	UG	
UM50-P-4E	6-4in PVC Conduits SCH40	$ 10.86	N/A	N/A	$ 10.86	N/A	N/A	UG	
UM50-P-4G	8-4in PVC Conduits SCH40	$ 14.48	N/A	N/A	$ 14.48	N/A	N/A	UG	
UM50-P-4K	12-4in PVC Conduits SCH40	$ 21.72	N/A	N/A	$ 21.72	N/A	N/A	UG	
UM50-P-6	6in PVC Conduit SCH40	$ 2.49	N/A	N/A	$ 2.49	N/A	N/A	UG	
UM50-P-6A	2-6in PVC Conduit SCH40	$ 4.98	N/A	N/A	$ 4.98	N/A	N/A	UG	
UM50-P-6B	3-6in PVC Conduit SCH40	$ 7.47	N/A	N/A	$ 7.47	N/A	N/A	UG	
UM50-P-6C	4-6in PVC Conduit SCH40	$ 9.96	N/A	N/A	$ 9.96	N/A	N/A	UG	
UM50-P-6D	5-6in PVC Conduit SCH40	$ 12.45	N/A	N/A	$ 12.45	N/A	N/A	UG	
UM50-P-6E	6-6in PVC Conduit SCH40	$ 14.94	N/A	N/A	$ 14.94	N/A	N/A	UG	
UM50-P-6F	7-6in PVC Conduit SCH40	$ 17.43	N/A	N/A	$ 17.43	N/A	N/A	UG	
UM50-P-6G	8-6in PVC Conduit SCH40	$ 19.92	N/A	N/A	$ 19.92	N/A	N/A	UG	
UM50-P-6I	10-6in PVC Conduit SCH40	$ 24.90	N/A	N/A	$ 24.90	N/A	N/A	UG	
UM50-PLUG-2	2in PVC Conduit Plug	$ 2.25	N/A	N/A	$ 2.25	N/A	N/A	UG	
UM50-PLUG-4	4in PVC Conduit Plug	$ 3.00	N/A	N/A	$ 3.00	N/A	N/A	UG	
UM50-PLUG-6	6in PVC Conduit Plug	$ 4.73	N/A	N/A	$ 4.73	N/A	N/A	UG	
UM52-3 (Blue)	"Blue" UD Cable Tag	$ 4.17	N/A	N/A	$ 4.17	N/A	N/A	UG	
UM5-3	3" Secondary Riser Terminal	$ 443.47	$ 210.20	$ 776.07	$ 443.47	$ 210.20	$ 776.07	UG	Risers do not include conduit 90s
UM5-4	4" Secondary Riser Terminal	$ 549.47	$ 277.66	$ 961.57	$ 549.47	$ 277.66	$ 961.57	UG	Risers do not include conduit 90s
UM5-6	6" Secondary Riser	$ 547.13	$ 273.78	$ 957.48	$ 547.13	$ 273.78	$ 957.48	UG	Risers do not include conduit 90s
UM6-21 15B	Retire - 3 Point Junction 200A (Galv-brkt)		$ 28.62			$ 28.62		UG	
UM6-22 15B	Retire - 4 Point Junction 200A (Galv-brkt)		$ 28.62			$ 28.62		UG	
UM6-23-4	4 Point Junction 600A JBox W/ Brackets	$ 28.50	$ 21.38	$ 49.88	$ 28.50	$ 21.38	$ 49.88	UG	
UM6-23-5	4 Point Junction 600A Pull Box W/ Brackets	$ 28.50	$ 21.38	$ 49.88	$ 28.50	$ 21.38	$ 49.88	UG	
UM6-24 #4/0	Termination Kit- #4/0 Al- 25 kV	$ 172.88	$ 129.66	$ 302.54	$ 172.88	$ 129.66	$ 302.54	UG	
UM6-4 200	Fault Indicator 200 Amp- Underground Cable- FCI Load Tracker LM URD =0	$ 4.31	$ 3.23	$ 7.54	$ 4.31	$ 3.23	$ 7.54	UG	
UM90-P-1	1in 90 Degree PVC Elbow	$ 6.65	N/A	N/A	$ 6.65	N/A	N/A	UG	
UM90-P-2	2in PVC Conduit 90	$ 7.63	N/A	N/A	$ 7.63	N/A	N/A	UG	
UM90-P-3-24in	3in PVC Conduit 90 - 24in radius	$ 8.13	N/A	N/A	$ 8.13	N/A	N/A	UG	
UM90-P-3-48in	3in PVC Conduit 90 - 48in radius	$ 9.12	N/A	N/A	$ 9.12	N/A	N/A	UG	
UM90-P-4-24in	4in PVC Conduit 90 - 24in radius	$ 10.94	N/A	N/A	$ 10.94	N/A	N/A	UG	
UM90-P-4-36in	4in PVC Conduit 90 - 36in radius	$ 10.94	N/A	N/A	$ 10.94	N/A	N/A	UG	
UM90-P-4-48in	4in PVC Conduit 90 - 48in radius	$ 11.05	N/A	N/A	$ 11.05	N/A	N/A	UG	
UM90-P-6	6in 90 Degree PVC Elbow	$ 12.86	N/A	N/A	$ 12.86	N/A	N/A	UG	
UM90-S-1	1in Rigid Steel 90 deg	$ 7.50	N/A	N/A	$ 7.50	N/A	N/A	UG	
UM90-S-2	2in Rigid Steel 90 (36in long rad.)	$ 9.12	N/A	N/A	$ 9.12	N/A	N/A	UG	
UM90-S-3in-36in	3in Rigid Steel 90 (36in long rad.)	$ 10.94	N/A	N/A	$ 10.94	N/A	N/A	UG	
UM90-S-3in-48in	3in Rigid Steel 90 (48in long rad.)	$ 10.94	N/A	N/A	$ 10.94	N/A	N/A	UG	
UM90-S-4in-36in	4in Rigid Steel 90 (36in radius)	$ 11.05	N/A	N/A	$ 11.05	N/A	N/A	UG	
UM90-S-4in-48in	4' Rigid Steel 90 (48in Radius)	$ 12.86	N/A	N/A	$ 12.86	N/A	N/A	UG	
UM90-S-6in-60in	6in Rigid Steel 90 (60in Radius)	$ 15.46	N/A	N/A	$ 15.46	N/A	N/A	UG	
UM-AUGER	Cost of Auger services for accounting purposes.	$ 175.00	N/A	N/A	$ 175.00	N/A	N/A	UG	In Rock per hour
UM-AUGER-1	One Ft. of Digging with Auger (For setting Pole Deep)	$ 85.00	N/A	N/A	$ 85.00	N/A	N/A	UG	In Rock
UM-CONCRETE-1	1 Yard of Concrete - For Pole fill	$ 66.50	N/A	N/A	$ 66.50	N/A	N/A	UG	Concrete for pole fill (labor only - material passthrough)
UM-CRANE	Crane Cost per XFMR	cost plus 15%	N/A	N/A	cost plus 15%	N/A	N/A	UG	Passthrough labor extra
UM-FLOWABLE-1	1 Yard of flowable fill	cost plus 15%	N/A	N/A	cost plus 15%	N/A	N/A	UG	Passthrough labor extra
UM-HYDRO	USE PER FT of hydro mulch/seed	cost plus 15%	N/A	N/A	cost plus 15%	N/A	N/A	UG	Passthrough labor extra
UM-JB-EXT	GROUND SLEEVE FOR JUNCTION BOX 20 IN X 66 IN X 22 IN	$ 382.56	$ 194.94	N/A	$ 382.56	$ 194.94	N/A	UG	
UM-MH2	8'X12'X8' Quickset Manhole - RETIRE ONLY		$ 5,091.53			$ 5,091.53		UG	
UM-MH3	Oldcastle 10'9"x10'9"x7' Octagonal MH- 4-WAY-MH-3P - RETIRE ONLY		$ 9,580.37			$ 9,580.37		UG	
UM-MH4	Oldcastle 9'x11'x8.5' MH-810-EL - RETIRE ONLY		$ 9,030.73			$ 9,030.73		UG	
UM-PB	Primary Pull Box (Closed Bottom)	$ 3,710.82	$ 2,200.31	N/A	$ 3,710.82	$ 2,200.31	N/A	UG	
UM-PB-COMM	Communications Pull Box	$ 383.16	$ 283.93	N/A	$ 383.16	$ 283.93	N/A	UG	
UM-PB-CR	4'X8'X4' Concrete Pull Box in Rock	$ 5,508.06	$ 3,675.86	N/A	$ 5,508.06	$ 3,675.86	N/A	UG	
UM-PB-DEEP	Primary Pull Box (Closed Bottom) -- 4X8X6	$ 7,627.96	$ 4,874.93	N/A	$ 7,627.96	$ 4,874.93	N/A	UG	
UM-PB-EXT	Primary Pull Box 2' Extension	$ 424.37	$ 276.82	N/A	$ 424.37	$ 276.82	N/A	UG	
UM-PB-LID	**Pull Box - Lid**	$ 283.86	$ 178.06	N/A	$ 283.86	$ 178.06	N/A	UG	
UR-HAND	**Hand Dig in Rock (one foot)**	$ 200.00	N/A	N/A	$ 200.00	N/A	N/A	UG	
~~US1-4~~	~~Substation Feeder Riser - 4"~~							~~UG~~	
USL-CF-B	Concrete Streetlight Foundation (24" Dia. X 84" Dep.)	$ 975.00	$ 975.00	N/A	$ 975.00	$ 975.00	N/A	UG	material pass through plus 15% this is labor only
USL-CF-BR	Concrete Streetlight Foundation in Rock (24" Dia. X 84" Dep.)	$ 1,800.00	$ 1,800.00	N/A	$ 1,800.00	$ 1,800.00	N/A	UG	material pass through plus 15% this is labor only
USVG7-10 100kVA 120/240 Type 1	1Ph 100kVA 14.4 Loop Feed 120/240 Type 1	$ 355.83	$ 266.87	$ 622.70	$ 355.83	$ 266.87	$ 622.70	UG	
USVG7-10 167kVA 120/240 Type 1	1Ph 167kVA 14.4 Loop Feed 120/240 Type 1	$ 374.32	$ 280.74	$ 655.06	$ 374.32	$ 280.74	$ 655.06	UG	
USVG7-10 25kVA 120/240 Type 1	1Ph 25kVA 14.4 Loop Feed 120/240 - Type 1	$ 327.27	$ 245.45	$ 572.72	$ 327.27	$ 245.45	$ 572.72	UG	
USVG7-10 50kVA 120/240 Type 1	1Ph 50kVA 14.4 Loop Feed 120/240 - Type 1	$ 327.27	$ 245.45	$ 572.72	$ 327.27	$ 245.45	$ 572.72	UG	
USVG7-10 75kVA 120/240 Type 1	1Ph 75kVA 14.4 Loop Feed 120/240 - Type 1	$ 327.27	$ 245.45	$ 572.72	$ 327.27	$ 245.45	$ 572.72	UG	
USVG7-10-3E 25 kVA 120/240 Type 1	1Ph 25kVA XFMR/Vacuum Switch Combo Type 1 - RETIRE ONLY		$ 411.75			$ 411.75		UG	
USVG7-11 25 kVA 240/480 **XFMR has	1Ph 25kVA 14.4 Loop Feed 240/480V Type 1	$ 327.27	$ 245.45	$ 572.72	$ 327.27	$ 245.45	$ 572.72	UG	
USVG7-12 1000 KVA 120/208	3PH 1000 KVA 14.4 Loop Feed 120/208	$ 1,419.13	$ 1,064.35	$ 2,483.48	$ 1,419.13	$ 1,064.35	$ 2,483.48	UG	
USVG7-12 150 kVA 120/208	3Ph 150kVA 14.4 Loop Feed 120/208	$ 549.00	$ 411.75	$ 960.75	$ 549.00	$ 411.75	$ 960.75	UG	
USVG7-12 1500 kVA 120/208 **NO MA	3PH 1500 KVA 14.4 Loop Feed 120/208	$ 1,812.50	$ 1,359.38	$ 3,171.88	$ 1,812.50	$ 1,359.38	$ 3,171.88	UG	
USVG7-12 300 KVA 120/208	3 PH 300KVA 14.4 Loop Feed 120/208	$ 554.40	$ 415.80	$ 970.20	$ 554.40	$ 415.80	$ 970.20	UG	
USVG7-12 500 kVA 120/208	3PH 500KVA 14.4 Loop Feed 120/208	$ 636.43	$ 477.32	$ 1,113.75	$ 636.43	$ 477.32	$ 1,113.75	UG	
USVG7-12 75 kVA 120/208	3PH 75kVA 14.4 Loop Feed 120/208	$ 549.00	$ 411.75	$ 823.50	$ 549.00	$ 411.75	$ 823.50	UG	
USVG7-12 750 kVA 120/208	3PH 750kVA 14.4 Loop Feed 208/120	$ 932.14	$ 699.11	$ 1,631.25	$ 932.14	$ 699.11	$ 1,631.25	UG	
USVG7-21 1000kVA 277/480	3PH 1000kVa 14.4 Loop Feed 277/480	$ 1,419.13	$ 1,064.35	$ 2,483.48	$ 1,419.13	$ 1,064.35	$ 2,483.48	UG	
USVG7-21 150 kVA 277/480	3Ph 150 kVA 14.4 Loop Feed 277/480	$ 549.00	$ 411.75	$ 960.75	$ 549.00	$ 411.75	$ 960.75	UG	
USVG7-21 1500kVA 277/480	3PH 1500 kVA 14.4 Loop Feed 277/480	$ 1,812.50	$ 1,359.38	$ 3,171.88	$ 1,812.50	$ 1,359.38	$ 3,171.88	UG	
USVG7-21 2000kVA 277/480	3PH 2000kVA 14.4 Loop Feed 277/480	$ 1,873.22	$ 1,404.92	$ 3,278.14	$ 1,873.22	$ 1,404.92	$ 3,278.14	UG	
USVG7-21 2500kVA 277/480	3PH 2500kVA 14.4 Loop Feed 277/480	$ 1,937.81	$ 1,453.36	$ 3,391.17	$ 1,937.81	$ 1,453.36	$ 3,391.17	UG	
USVG7-21 300 kVA 277/480	3Ph 300kVA 14.4 Loop Feed 277/480	$ 554.40	$ 415.80	$ 970.20	$ 554.40	$ 415.80	$ 970.20	UG	
USVG7-21 500 kVA 277/480	3PH 500KVA 14.4 Loop Feed 277/480	$ 636.43	$ 477.32	$ 1,113.75	$ 636.43	$ 477.32	$ 1,113.75	UG	
USVG7-21 75 kVA 277/480	3Ph 75kVA 14.4 Loop Feed 277/480	$ 349.00	$ 261.75	$ 610.75	$ 349.00	$ 261.75	$ 610.75	UG	
USVG7-21 750kVA 277/480	3Ph 750kVA 14.4 Loop Feed 277/480	$ 932.14	$ 699.11	$ 1,398.21	$ 932.14	$ 699.11	$ 1,398.21	UG	
VA7	1Ph Xarm Construction Deadend - RETIRE ONLY		$ 215.20			$ 215.20		OH	
VA8	1Ph Crossarm Double Deadend - RETIRE ONLY		$ 215.20			$ 215.20		OH	
VA9	1Ph Double Support Small Angle - RETIRE ONLY		$ 220.09			$ 220.09		OH	
VB1	2Ph Xarm Single Support - RETIRE ONLY		$ 171.18			$ 171.18		OH	
VB1-1	2Ph Xarm Dbl Support - RETIRE ONLY		$ 219.08			$ 219.08		OH	
VB1-NP	Two Phase Tangent- Narrow Profile	$ 303.28	$ 173.30	$ 530.74	$ 303.28	$ 173.30	$ 530.74	OH	
VB2	2Ph Xarm Dbl Support - RETIRE ONLY		$ 205.42			$ 205.42		OH	
VB7	2Ph Xarm Single Deadend - RETIRE ONLY		$ 258.24			$ 258.24		OH	
VB8	2Ph Xarm Dbl DE - RETIRE ONLY		$ 292.72			$ 292.72		OH	
VB9	2Ph Crossarm Double 8' Arms - RETIRE ONLY		$ 264.11			$ 264.11		OH	
VB9-2	2Ph Crossarm Double 10' Arms - RETIRE ONLY		$ 281.48			$ 281.48		OH	
VC1	3Ph Single Support - RETIRE ONLY		$ 205.42			$ 205.42		OH	
VC1-1	3Ph 8' Xarm Dbl. Support - RETIRE ONLY		$ 246.50			$ 246.50		OH	
VC1-1R	3Ph 8' Xarm Dbl. Support - RETIRE ONLY		$ 205.42			$ 205.42		OH	
VC2	3Ph 8' Xarm Dbl. Support - RETIRE ONLY		$ 246.50			$ 246.50		OH	
VC2R	3Ph 10' Xarm Dbl - RETIRE ONLY		$ 270.05			$ 270.05		OH	
VC7	3Ph Xarm Single Deadend - RETIRE ONLY		$ 303.69			$ 303.69		OH	
VC7-1	3Ph Xarm Single Deadend Extra Arm - RETIRE ONLY		$ 283.86			$ 283.86		OH	
VC8	3Ph 8' Xarm Dbl Deadend - RETIRE ONLY		$ 409.80			$ 409.80		OH	
VC8-1	3Ph 10' Xarm Dbl Deadend - RETIRE ONLY		$ 413.90			$ 413.90		OH	
VC8-2	3Ph Dbl Deadend - RETIRE ONLY		$ 470.40			$ 470.40		OH	
VC9	3Ph Double 10' Xarms - RETIRE ONLY		$ 316.93			$ 316.93		OH	
VC9-2	3Ph Lg. Cond. Dbl. Xarm - RETIRE ONLY		$ 332.21			$ 332.21		OH	
VM3-18	Three phase ABS -- Hook Operated	$ 2,874.62	$ 2,114.29	$ 5,030.59	$ 2,874.62	$ 2,114.29	$ 5,030.59	OH	
VM3-18V	Vertical Three phase ABS -- Hook Operated	$ 3,474.21	$ 2,506.03	$ 6,079.87	$ 3,474.21	$ 2,506.03	$ 6,079.87	OH	
VM5-2-EXT	Pole Top Pin - Extended Candlestick	$ 50.94	$ 32.38	$ 89.15	$ 50.94	$ 32.38	$ 89.15	OH	

VM5-6-1	Arrester - Tank Mounted	$ 87.43	$ 59.98	$ 153.00	$ 87.43	$ 59.98	$ 153.00	OH	
VM5-9 F	Fused Cutout	$ 138.94	$ 96.75	$ 243.15	$ 138.94	$ 96.75	$ 243.15	OH	
VM5-9 LB	Loadbreak Cutout	$ 150.83	$ 104.80	$ 263.95	$ 150.83	$ 104.80	$ 263.95	OH	
VM5-C	(USE W/ VM3 UNIT) -- CLOSED ABS W/O MOTOR							OH	
VM5-MC	(USE W/ VM3 UNIT) -- CLOSED ABS W/ MOTOR							OH	
VM5-MO	(USE W/ VM3 UNIT) -- OPEN ABS W/ MOTOR							OH	
VM5-O	(USE W/ VM3 UNIT) -- OPEN ABS W/O MOTOR								
VM5-SVD	PLP Spiral Vibration Damper	$ 49.17	$ 36.88	$ 86.05	$ 49.17	$ 36.88	$ 86.05	OH	QTY is 1 damper
VM9-13-1200 14400 kV	3 Ph Fixed 1200 kVAR Capacitor Bank - RETIRE ONLY		$ 795.25			$ 795.25		OH	
VM9-13-200	3Ph 200kVAR Fixed Capacitor Bank - RETIRE ONLY		$ 318.10			$ 318.10		OH	
VM9-13-300	3Ph 300kVAR Fixed Capacitor Bank - RETIRE ONLY		$ 429.44			$ 429.44		OH	

Line	Name	Description	New	Retire	Transfer	OH/UG	NOTES
			$ 2,837.75	0	0		
1	**HDPH**	Hand Dig dirt pole hole (per foot) added to pole price	$ 85.00			OH	
2	**HDRH**	Hand Dig rock pole hole (per foot) added to pole price	$ 200.00			OH	
3	**VPH**	Vac pole hole per hole as required	$ 850.00			OH	
4	**RAH-1**	Rock Auger hole (per foot)	$ 175.00			OH	
5	**FDSDPH**	Drilling Hole in fiberglass, steel or ductile pole (per hole)	$ 45.00			OH/UG	Drilling hole in pole for arms, brackets,riser ect..
6	**OHSTORM**		$ 165.00	N/A	N/A		Per man per hour labor,equipment,tooling, meals, and per diem included not included back yard euipment, pressure digger,
7	**UGSTORM**		$ 150.00	N/A	N/A		Per man per hour labor,equipment,tooling, meals, and per diem included not included back yard euipment,
8							
9							
10							
11	UR2-R (144.1 - 180"-36")	Rock Trenching Assembly Unit	$ 75.00	N/A	N/A	UG	cannot place pipe of bends without trench
12	UR2-R (30"x12")	Rock Trenching Assembly Unit	$ 16.25	N/A	N/A	UG	cannot place pipe of bends without trench
13	UR2-R (30"x8")	Rock Trenching Assembly Unit	$ 14.49	N/A	N/A	UG	cannot place pipe of bends without trench
14	UR2-R (42"x12")	Rock Trenching Assembly Unit	$ 20.00	N/A	N/A	UG	cannot place pipe of bends without trench
15	UR2-R (42"x8")	Rock Trenching Assembly Unit	$ 18.80	N/A	N/A	UG	cannot place pipe of bends without trench
16	UR2-R (48"x12")	Rock Trenching Assembly Unit	$ 21.17	N/A	N/A	UG	cannot place pipe of bends without trench
17	UR2-R (48"x24")	Rock Trenching Assembly Unit	$ 25.00	N/A	N/A	UG	cannot place pipe of bends without trench
18	UR2-R (48"x8")	Rock Trenching Assembly Unit	$ 20.00	N/A	N/A	UG	cannot place pipe of bends without trench
19	UR2-R (48.1 - 54"-24")	Rock Trenching Assembly Unit	$ 28.16	N/A	N/A	UG	cannot place pipe of bends without trench
20	UR2-R (48.1 - 54"-24")	Rock Trenching Assembly Unit	$ 31.13	N/A	N/A	UG	cannot place pipe of bends without trench
21	UR2-R (54.1 - 60"-24")	Rock Trenching Assembly Unit	$ 46.77	N/A	N/A	UG	cannot place pipe of bends without trench
22	UR2-R (54.1 - 60"-24")	Rock Trenching Assembly Unit	$ 53.70	N/A	N/A	UG	cannot place pipe of bends without trench
23	UR2-R (96.1 - 144"-24")	Rock Trenching Assembly Unit	$ 57.72	N/A	N/A	UG	cannot place pipe of bends without trench
24	UR2-RHD (1 cubic foot)	Rock Hand Trenching Assembly Unit	$ 105.00	N/A	N/A	UG	cannot place pipe of bends without trench
25	UR2-S (144.1 - 180"-36")	Soil Trenching Assembly Unit	$ 46.77	N/A	N/A	UG	cannot place pipe of bends without trench
26	UR2-S (30"x12")	Soil Trenching Assembly Unit	$ 11.18	N/A	N/A	UG	cannot place pipe of bends without trench
27	UR2-S (30"x8")	Soil Trenching Assembly Unit	$ 8.86	N/A	N/A	UG	cannot place pipe of bends without trench
28	UR2-S (42"x12")	Soil Trenching Assembly Unit	$ 13.26	N/A	N/A	UG	cannot place pipe of bends without trench
29	UR2-S (42"x8")	Soil Trenching Assembly Unit	$ 12.13	N/A	N/A	UG	cannot place pipe of bends without trench
30	UR2-S (48"x12")	Soil Trenching Assembly Unit	$ 20.96	N/A	N/A	UG	cannot place pipe of bends without trench
31	UR2-S (48"x24")	Soil Trenching Assembly Unit	$ 22.53	N/A	N/A	UG	cannot place pipe of bends without trench
32	UR2-S (48"x8")	Soil Trenching Assembly Unit	$ 13.26	N/A	N/A	UG	cannot place pipe of bends without trench
33	UR2-S (48.1 - 54"-24")	Soil Trenching Assembly Unit	$ 28.49	N/A	N/A	UG	cannot place pipe of bends without trench
34	UR2-S (48.1 - 54"-24")	Soil Trenching Assembly Unit	$ 34.51	N/A	N/A	UG	cannot place pipe of bends without trench
35	UR2-S (54.1 - 60"-24")	Soil Trenching Assembly Unit	$ 32.01	N/A	N/A	UG	cannot place pipe of bends without trench
36	UR2-S (54.1 - 60"-24")	Soil Trenching Assembly Unit	$ 34.90	N/A	N/A	UG	cannot place pipe of bends without trench
37	UR2-S (96.1 - 144"-24")	Soil Trenching Assembly Unit	$ 37.46	N/A	N/A	UG	cannot place pipe of bends without trench
38	UR2-SHD (1 cubic foot)	Soil Hand Trenching Assembly Unit	$ 52.50	N/A	N/A	UG	cannot place pipe of bends without trench
39	UR3 (12in)	Bedding Sand - 12in W	$ 2.50	N/A	N/A	UG	per ln ft Labor only material plus 15%
40	UR3 (24in)	Bedding Sand - 24in W	$ 5.00	N/A	N/A	UG	per ln ft Labor only material plus 15%
41	UR3 (36in)	Bedding Sand - 36in W	$ 7.50	N/A	N/A	UG	per ln ft Labor only material plus 15%
42	UR3 (48in)	Bedding Sand - 48inW	$ 10.00	N/A	N/A	UG	per ln ft Labor only material plus 15%
43	UR3 (60in)	Bedding Sand - 60inW	$ 15.00	N/A	N/A	UG	per ln ft Labor only material plus 15%
44	UR3 (72in)	Bedding Sand - 72inW	$ 18.00	N/A	N/A	UG	per ln ft Labor only material plus 15%
45	UR3 (84in)	Bedding Sand - 84inW	$ 25.00	N/A	N/A	UG	per ln ft Labor only material plus 15%
46	UR3 (8in)	Bedding Sand - 8in W	$ 1.50	N/A	N/A	UG	per ln ft Labor only material plus 15%
47	UR3-24 Rock LO	3/8in Rock - 24inW - Labor Only	$ 15.00	N/A	N/A	UG	per ln ft Labor only material plus 15%
48	UR3C (12in)	Conduit Encasement - Flowable Backfill - 12inW	$ 2.50	N/A	N/A	UG	per ln ft Labor only material plus 15%
49	UR3C (24in)	Conduit Encasement - Flowable Backfill - 24inW	$ 5.00	N/A	N/A	UG	per ln ft Labor only material plus 15%
50	UR3C (36in)	Conduit Encasement - Flowable Backfill - 36inW	$ 7.50	N/A	N/A	UG	per ln ft Labor only material plus 15%
51	UR3C (48in)	Conduit Encasement - Flowable Backfill - 48inW	$ 10.00	N/A	N/A	UG	per ln ft Labor only material plus 15%
52	UR3C (60in)	Conduit Encasement - Flowable Backfill - 60inW	$ 15.00	N/A	N/A	UG	per ln ft Labor only material plus 15%
53	UR3C (72in)	Conduit Encasement - Flowable Backfill - 72inW	$ 18.00	N/A	N/A	UG	per ln ft Labor only material plus 15%
54	UR3C (84in)	Conduit Encasement - Flowable Backfill - 84inW	$ 25.00	N/A	N/A	UG	per ln ft Labor only material plus 15%
55	UR3C (8in)	Conduit Encasement - Flowable Backfill - 8inW	$ 1.50	N/A	N/A	UG	per ln ft Labor only material plus 15%
56	UR3D (12in)	12inW Trench Bedding - Sand Delivered to Site	$ 2.50	N/A	N/A	UG	per ln ft Labor only material plus 15%
57	UR3D (24in)	24inW Trench Bedding - Sand Delivered to Site	$ 5.00	N/A	N/A	UG	per ln ft Labor only material plus 15%
58	UR3D (36in)	36inW Trench Bedding - Sand Delivered to Site	$ 7.50	N/A	N/A	UG	per ln ft Labor only material plus 15%
59	UR3D (8in)	8inW Trench Bedding - Sand Delivered to Site	$ 1.50	N/A	N/A	UG	per ln ft Labor only material plus 15%
60	UR4A (24")	Asphalt Trenching Assembly Unit	N/A	N/A	N/A	UG	
61	UR4GS	Grass Placement Hydromulch (per sq yd)	cost plus 15%	N/A	N/A	UG	
62	URCR-14	Cable Rack 14 Single Phase'	$ 32.14	N/A	N/A	UG	
63	URCR-20	Cable Rack 20 3 Phase-	$ 33.10	N/A	N/A	UG	
64	URTB2B	3-2In UD Trenchtess bore	BID PER JOB	N/A	N/A	UG	
65	URTB4	Directional Bore . 1-4" UD Trenchless	BID PER JOB	N/A	N/A	UG	
66	URTB4 (10) 2 (2)	10-4 & 2-2in UD Trenchless Bore "LABOR COST OUT OF DATE'-	BID PER JOB	N/A	N/A	UG	
67	URTB4(8) 2(2)	8.4in and 2.an Trenchless Bore -"LABOR COST OUT OF DATE'*	BID PER JOB	N/A	N/A	UG	
68	URTB4-18 (5)	Directional Bore	BID PER JOB	N/A	N/A	UG	
69	URTB4-24 (10)	Directional Bore -24inch	BID PER JOB	N/A	N/A	UG	
70	URTB4A	Directionat Bare - 2-4in UD Trenchless	BID PER JOB	N/A	N/A	UG	
71	URTB4B	Directional Bore - 3-4in UD Trenchless	BID PER JOB	N/A	N/A	UG	
72	URTBore-12	Bore - Steel Casing - Add Conduit	BID PER JOB	N/A	N/A	UG	
73	URTBore-18	Bore ' Steel Casing - Add Conduit	BID PER JOB	N/A	N/A	UG	
74	URTBore-24	Bore - Steel Casing - Add Conduit	BID PER JOB	N/A	N/A	UG	
75	URTBore-30	Bore - Steel Casing - Add Conduit	BID PER JOB	N/A	N/A	UG	
76	URTBore-36	Bore ' Steel Casing ' Add Conduit	BID PER JOB	N/A	N/A	UG	
77	URTBore-6	Bore - Steel Casing - Add Conduit	BID PER JOB	N/A	N/A	UG	
78							
79							
80							

CONTRACT ROUTING FORM

Contract No. 25-0267-SC Project No._____ Bid No._____ RFP No. 202512

☒ New Contract ☐ Renewal ☐ Change Order ☐ Amendment ☐ Assignment ☐ Other

NAME OF CONTRACTOR: Sterling Global Industries, LLC

CONTRACT DESCRIPTION: Overhead and Underground Construction

CONTRACT VALUE: $5,000,000

GL ACCOUNT NO:

GRANT FUNDED: ☒ NO ☐ YES If YES, Grant No.

SIGNATURES RECOMMENDING APPROVAL

Nicole Abrego — 8/25/2025
PURCHASING/CONTRACT COORDINATOR — DATE

Skye Masson — 9/9/25
LEGAL DEPARTMENT — DATE

DIRECTOR ADMINISTERING CONTRACT (greater than $10,000) — DATE

APPROVED and EXECUTED

N/A

DIRECTOR ADMINISTERING CONTRACT ($10,000 or less) — DATE

N/A

CITY MANAGER/ASST CITY MANAGER ($50,000 or less) — DATE

MAYOR/CITY SECRETARY ATTESTS (if applicable) — DATE

FINAL PROCESSING

Nicole Abrego — 9/11/2025
PURCHASING — DATE

For Purchasing Use Only	*For City Secretary Use Only*
Insurance Certificates: Attached	Originals sent to CSO: 9/11/2025
Performance Bond: *	Scanned into Laserfiche/Global: 9/10/2025
Payment Bond: *	Council Date: 9/9/2025
Form 1295: 2025-1335863	Item No.: 5.P
Attorney: Skye	

*P&P Bond pending

Developers Surety and Indemnity Company

An Affiliate of AmTrust Surety

800 Superior Ave E., 21st Floor
Cleveland, OH 44144

Damage Clause with Cap Rider

To be attached to and part of Bond No.: PPD3200649

Principal: Sterling Global Industries, LLC

Contract/
Bond Amount: $1,000,000.00

In Favor of (Obligee): City of Georgetown, Texas

Project Name/
Description: Overhead and Underground Electric Construction

Amendment: ***Time is of the essence of this Contract.*** *If the Contractor shall neglect, fail, or refuse to complete the Work within the time specified for Substantial Completion in the Contract, then the Contractor does hereby agree, as consideration for the awarding of this Contract, to pay to the Owner, damages incurred by Owner as a direct result of the neglect, failure or refusal by Contractor to perform the work in accordance with the contract requirements. Any such damage found to be the responsibility of Contractor shall be subject to a maximum amount of 15% of the contract price including any mutually agreed upon changes.*

Signed and sealed:

(Surety)
Developers Surety and Indemnity Company

By: _____
(print name), Attorney-in-fact
Steven Tucker, Attorney-in-Fact

(Obligee)
City of Georgetown, Texas

By: _____
(print name and title)
Josh Schroeder
Mayor

SERVICES AGREEMENT WITH THE CITY OF GEORGETOWN

This Services Agreement (the "Agreement") is entered into and made effective on the 9 day of Sept, 2025 by and between **Sterling Global Industries, LLC** ("Contractor") and the City of Georgetown, Texas ("City"), collectively, the "Parties" or a "Party."

1. **Scope of Services.** Contractor agrees to provide the services described in **Exhibit A**, which is attached and incorporated herein, if such services are detailed in a duly issued written Job Order with a notice to proceed for each assigned job. Each Job Order will specify which services listed in **Exhibit A** shall be provided for an assigned job. This Agreement is not a commitment by City to Contractor to issue any particular Job Order, and any Job Order may be terminated by City at any time. A Job Order will be effective when issued by the City.

2. **Supplemental Terms**. Supplemental provisions applicable to this Agreement are included in **Exhibit B** and incorporated herein by reference.

3. **City Terms Prevail**. In the event there is a conflict between a term in **Exhibit A, Exhibit B,** or **a Job Order** and a term in this Agreement, the terms of this Agreement shall prevail.

4. **Total Compensation.** The total compensation for all work during the Initial Term shall not exceed five million dollars **$5,000,000.00**, subject to any specific limits provided in a Job Order and the payment schedule in **Exhibit C**, which is attached and incorporated herein.

5. **Term.** The initial term of the agreement shall become effective from date of acceptance and approval by the City of Georgetown and shall remain in full force and effect with firm fixed prices for one (1) full year. Upon completion of the term of the original agreement and upon mutual agreement of both parties, the original agreement may be renewed for up to four (4) additional one (1) year periods [five (5) years total]. The renewal will be under the same terms and conditions as the original agreement; provided, however, that the unit prices proposed under the original agreement may, by mutual consent, be increased pursuant to any escalation/de-escalation provisions provided herein. In the event a new agreement cannot be executed at the anniversary date of the original term or any renewal term, the agreement may be renewed month-to-month until a new agreement is executed.

6. **Insurance.** Contractor shall procure and maintain at its sole cost and expense for the duration of this Agreement insurance against claims for injuries to persons or damages to property that may arise from or in connection with the performance of the work hereunder by the Contractor, its agents, representatives, volunteers, employees or subcontractors. The polices, limits and endorsements required are set forth in **Exhibit C**. Contractors insurance certificate satisfying the City insurance requirements is attached as **Exhibit D**.

7. **Delays.** The City may delay scheduled delivery or other due dates by written notice to the Contractor if the City deems it is in its best interest. If such delay causes an increase in the cost of the work under the Agreement, the City and the Contractor shall negotiate an equitable adjustment for costs incurred by the Contractor in the Agreement price and execute an amendment to the Agreement. The Contractor must assert its right to an adjustment within ten (10) calendar days from the date of receipt of the notice of delay. Failure to agree on any

adjusted price shall be handled under the Dispute Resolution Process specified herein. However, nothing in this provision shall excuse the Contractor from delaying the delivery as notified.

8. **INDEMNIFICATION. THE CONTRACTOR SHALL INDEMNIFY, HOLD HARMLESS, AND DEFEND THE CITY, ITS OFFICERS, AGENTS, VOLUNTEERS, AND EMPLOYEES FROM AND AGAINST ANY AND ALL CLAIMS, LOSSES, DAMAGES, CAUSES OF ACTION, SUITS, AND LIABILITY OF EVERY KIND, INCLUDING ALL EXPENSES OF LITIGATION, COURT COSTS, AND ATTORNEYS' FEES, FOR INJURY TO OR DEATH OF ANY PERSON OR FOR DAMAGE TO ANY PROPERTY ARISING OUT OF OR IN CONNECTION WITH ANY NEGLIGENT WORK DONE BY THE CONTRACTOR, ITS AGENTS, REPRESENTATIVES, VOLUNTEERS, EMPLOYEES, OR SUBCONTRACTORS UNDER THIS AGREEMENT. SUCH INDEMNITY SHALL APPLY REGARDLESS OF WHETHER THE CLAIMS, LOSSES, DAMAGES, CAUSES OF ACTION, SUITS, OR LIABILITY ARISE IN WHOLE OR IN PART FROM THE NEGLIGENCE OF THE CITY, ANY OTHER PARTY INDEMNIFIED HEREUNDER, THE CONTRACTOR, OR ANY THIRD PARTY.**

9. **RELEASE. THE CONTRACTOR ASSUMES FULL RESPONSIBILITY FOR THE WORK TO BE PERFORMED HEREUNDER AND HEREBY RELEASES, RELINQUISHES, AND DISCHARGES THE CITY, ITS OFFICERS, AGENTS, VOLUNTEERS, AND EMPLOYEES FROM ALL CLAIMS, DEMANDS, AND CAUSES OF ACTION OF EVERY KIND AND CHARACTER, INCLUDING THE COST OF DEFENSE THEREOF, FOR ANY INJURY TO OR DEATH OF ANY PERSON AND ANY LOSS OF OR DAMAGE TO ANY PROPERTY THAT IS CAUSED BY, ALLEGED TO BE CAUSED BY, ARISING OUT OF, OR IN CONNECTION WITH THE WORK TO BE PERFORMED HEREUNDER BY CONTRACTOR, ITS AGENTS, REPRESENTATIVES, VOLUNTEERS, EMPLOYEES, OR SUBCONTRACTORS. THIS RELEASE SHALL APPLY REGARDLESS OF WHETHER SAID CLAIMS, DEMANDS, AND CAUSES OF ACTION ARE COVERED IN WHOLE OR IN PART BY INSURANCE AND REGARDLESS OF WHETHER SUCH INJURY, DEATH, LOSS, OR DAMAGE WAS CAUSED IN WHOLE OR IN PART BY THE NEGLIGENCE OF THE CITY, ANY OTHER PARTY RELEASED HEREUNDER, THE CONTRACTOR, OR ANY THIRD PARTY.**

10. **LIENS. CONTRACTOR SHALL DEFEND, INDEMNIFY, AND HOLD THE CITY HARMLESS FROM AND AGAINST ANY AND ALL LIENS AND ENCUMBRANCES FOR ALL SERVICES, GOODS AND EQUIPMENT PROVIDED UNDER THIS AGREEMENT. AT THE CITY'S REQUEST, THE CONTRACTOR OR ITS SUBCONTRACTORS SHALL PROVIDE A PROPER RELEASE OF ALL LIENS OR SATISFACTORY EVIDENCE OF FREEDOM FROM LIENS SHALL BE DELIVERED TO THE CITY**

11. **Dispute Resolution.** If either the Contractor or the City has a claim or dispute, the parties shall first attempt to resolve the matter through this dispute resolution process. The disputing party shall notify the other party in writing as soon as practicable after discovering the claim, dispute or breach. The notice shall state the nature of the dispute and list the party's specific reasons for such dispute. Within ten (10) business days of receipt of the notice, both parties shall make a good faith effort, in person or through generally accepted means, to resolve any claim, dispute, breach or other matter in question that may arise out of, or in connection with, this Agreement. If the parties fail to resolve the dispute within sixty (60) days of the date of receipt of the notice of the dispute, then the parties may submit the matter to non-binding mediation upon written consent of authorized representatives of both parties. If the parties cannot resolve the dispute through mediation, then either party shall have the right to exercise any and all remedies available under law regarding the dispute.

12. **Ownership of Documents.** The City shall retain ownership of all associated work products and documentation obtained from or created by the Contractor pursuant to this Agreement, provided that other materials, methodology and proprietary work used or provided by the Contractor to the City not exclusively created and delivered pursuant to the Services outlined in this Agreement may be retained as the Contractor's intellectual property and protected by a copyright held by the Contractor. The Contractor reserves all rights granted to it by any copyright.

13. **Payment Terms.** All payments will be processed in accordance with Texas Prompt Payment Act, Texas Government Code, Subtitle F, Chapter 2251. The City will pay Contractor within thirty days after of receipt of a correct invoice for services. The Contractor may charge a late fee (fee shall not be greater than that permitted under the Texas Prompt Payment Act) for payments not made in accordance with this prompt payment policy; however, the policy does not apply to payments made by the City in the event: (a) there is a bona fide dispute between the City and Contractor concerning the goods, supplies, materials, equipment delivered, or the services performed, that causes the payment to be late; (b) the terms of a federal agreement, grant, regulation or statute prevents the City from making a timely payment with Federal funds; (c) there is a bona fide dispute between the Contractor and a subcontractor and its suppliers concerning goods, supplies, material or equipment delivered, or the services performed, which caused the payment to be late; or (d) the invoice is not mailed to the City in accordance with Agreement.

14. **Termination for Convenience.** The City shall have the right to terminate this Agreement, in whole or in part, without cause any time upon sixty (60) calendar days' prior written notice. Upon receipt of a notice of termination, the Contractor shall promptly cease all further work pursuant to the Agreement, with such exceptions, if any, specified in the notice of termination. In the event of any early termination, the City shall pay the Contractor, to the extent of funds appropriated or otherwise legally available for such purposes, for all services performed and obligations incurred prior to the date of termination.

15. **Termination for Cause.** In addition to the termination rights described above, either party may terminate this Agreement effective upon written notice to the other if the other breaches any of the terms and conditions of this Agreement and fails to cure that breach within thirty

(30) days after receiving written notice of the breach. In the event of an incurable breach, the non-breaching party may terminate this Agreement effective immediately upon written notice to the breaching party. In addition to all other remedies available under law and in equity, the City may remove the Contractor from the City's Vendor list in the event that this Agreement is terminated for cause and any offer submitted by the Contractor may be disqualified for up to three (3) years.

16. **Non-Appropriation**. This Agreement is a commitment of City's current revenues only. It is understand and agreed that the City shall have the right to terminate this Agreement at the end of any City fiscal year if the governing body of the city does not appropriate funds sufficient to purchase the services. The City may terminate for non-appropriation by giving the Contractor a written notice of termination at the end of its then current fiscal year.

17. **Notices.** Any notice or communication permitted or required by this Agreement shall be deemed effective when personally delivered or deposited, postage prepaid, in the first class mail of the United States properly, or sent via electronic means, addressed to the appropriate party at the address set forth below:

Notice to the Contractor:

Sterling Global Industries, LLC
ATTN: Harrison Westmoreland
901 Tradewinds Blvd, Suite A
Midland, Texas 79706
hwestmoreland@sterlinggloballlc.com

Notice to the City:

City of Georgetown
ATTN: City Manager
P.O. Box 409
Georgetown, Texas 78627
David.morgan@georgetown.org

With a copy to:

City of Georgetown
ATTN: City Attorney
P.O. Box 409
Georgetown, Texas 78627
Skye.masson@georgetown.org

18. **Independent Contractor.** The Agreement shall not be construed as creating an employer/employee relationship, a partnership or joint venture. The Contractor's services shall be those of an independent contractor. The Contractor agrees and understands that the Agreement does not grant any rights or privileges established for employees of the City. Contractor shall not be within protection or coverage of the City's Worker Compensation

insurance, Health Insurance, Liability Insurance or any other insurance that the City, from time to time, may have in force.

19. **Force Majeure.** The City and the Contractor will exert all efforts to perform the tasks set forth herein within the proposed schedules. However, neither the City nor the Contractor shall be held responsible for inability to perform under this Agreement if such inability is a direct result of a force substantially beyond its control, including but not limited to the following: strikes, riots, civil disturbances, fire, insurrection, war, embargoes, failures of carriers, acts of God, or the public enemy.

20. **Nondiscrimination.** The Contractor, with regard to the work performed by it after award and prior to completion of this Agreement, shall not discriminate on the basis of race, color, sex, or national origin in the selection and retention of Sub-Contractors, including procurements of materials and leases of equipment. The Contractor shall not participate either directly or indirectly in the discrimination prohibited by any federal, state or local law.

21. **Right to Audit.** The Contractor agrees that, upon fourteen (14) days' notice, the representatives of the City shall have access to, and the rights to audit, examine, or reproduce, any and all Contractor records related to the performance of this Agreement, provided that the City may not access (i) other client information; cost information unrelated to the Agreement or performance thereof. The City's access is subject to the confidentiality obligations in this Agreement, and the City may not share such information with Accenture's competitors. The Contractor shall retain all such records for a period of four (4) years after final payment on this Agreement or until all audit and litigation matters that the City has brought to the attention of the Contractor are resolved, whichever is longer. The City shall not perform an audit more than once annually.

22. **Advertising and Publicity**. Contractor shall not advertise or otherwise publicize, without the City's prior written consent, the fact that the City has entered into the Agreement, except to the extent required by applicable law.

23. **Confidential Information**. Each party agrees not to use, disclose, sell, license, publish, reproduce or otherwise make available the Confidential Information of the other party except and only to the extent necessary to perform under this Agreement or as required by the Texas Public Information Act or other applicable law. Confidential Information shall include information (in any form) that relates to the other Party and its activities and is identified by the disclosing Party as confidential or is reasonably understood to be confidential ("Confidential Information"). Each party agrees to secure and protect the other party's Confidential Information in a manner consistent with the maintenance of the other party's confidential and proprietary rights in the information and to take appropriate action by instruction or agreement with its employees, Contractors, or other agents who are permitted access to the other party's Confidential Information to satisfy its obligations under this Section. The provisions of this paragraph shall survive the term of the Agreement.

24. **Contractor Certification Regarding Boycotting Israel.** Pursuant to Chapter 2271, Texas Government Code, Vendor certifies that it (1) does not currently boycott Israel; and (2) will not

boycott Israel during the term of this Agreement. Vendor acknowledges this Agreement may be terminated and payment withheld if this certification is inaccurate.

25. **Contractor Certification Regarding Business with Certain Countries and Organizations.** Pursuant to Subchapter F, Chapter 2252, Texas Government Code, Contractor certifies Contractor is not engaged in business with Iran, Sudan, or a foreign terrorist organization. Contractor acknowledges this Agreement may be terminated and payment withheld if this certification is inaccurate.

26. **Contractor Certification Regarding Boycotting Energy Companies.** Pursuant to Chapter 809, Texas Government Code, Contractor certifies that either (1) Contractor is a sole proprietorship or company with fewer than ten (10) employees or (2) Contractor does not currently boycott energy companies and will not boycott energy companies during the Term of this Agreement. Contractor acknowledges this Agreement may be terminated and payment withheld if this certification is inaccurate.

27. **Contractor Certification Regarding Boycotting Firearm And Ammunition Industries.** Pursuant to Chapter 2274, Texas Government Code, Contractor certifies that either (1) Contractor is a sole proprietorship or company with fewer than ten (10) employees or (2) Contractor does not currently boycott firearm and ammunition industries; and will not boycott firearm and ammunition industries during the Term of this Agreement. Contractor acknowledges this Agreement may be terminated and payment withheld if this certification is inaccurate.

28. **INTERPRETATION**
The Agreement is intended by both parties as the final, complete, and exclusive statement of the terms of their Agreement. No course of prior dealing between the parties or course of performance or usage of the trade shall be relevant to supplement or explain any term used in the Agreement. Although the Agreement may have been substantially drafted by one party, it is the intent of the parties that all provisions be construed in a manner fair to both parties, reading no provision more strictly against one party of the other.
Whenever a term defined by the Uniform Commercial Code (the "UCC"), as enacted by the State of Texas, is used in the Agreement, the UCC definition shall control unless otherwise defined in the Agreement.

29. **No Waiver.** No waiver or deferral by either party of any term or condition of this Agreement shall be deemed or construed to be a waiver or deferral of any other term or condition or subsequent waiver or deferral of the same term or condition.

30. **Amendment.** This Agreement may only be amended by written instrument approved and executed by the parties.

31. **Severability.** This Agreement is severable and if any one or more parts of it are found to be invalid, such invalidity shall not affect the remainder of this Agreement if it can be given effect without the invalid parts.

32. **Governing Law and Venue**. This Agreement shall be governed by the laws of the State of Texas. Venue shall be located in Williamson County, Texas.

33. **Successors and Assigns.** This Agreement shall bind and inure to the benefit of the parties hereto and any subsequent successors and assigns; provided however, that no right or interest in the Agreement shall be assigned and no obligation shall be delegated by the Contractor without the prior written consent of the City. Any attempted assignment or delegation by the Contractor shall be void unless made in conformity with this Paragraph.

34. **Third-Party Beneficiaries.** Nothing contained in this Agreement shall create a contractual relationship with or a cause of action in favor of a third party against either the City or the Contractor.

35. **Exhibits.** All exhibits to this Agreement are incorporated and made part of this Agreement for all purposes.

36. **Entire Agreement.** This Agreement, with all exhibits, attachments, and appendices attached, represents the entire and integrated agreement between the City and Contractor and supersedes all prior negotiations, representations, or agreements, whether written or oral, relating to the subject of this Agreement.

List of Exhibits

A. Scope of Services
B. Supplemental Provisions
B. Payment Schedule
C. Insurance Requirements
D. Certificates of Insurance

[*signatures on the following page*]

THE CITY OF GEORGETOWN	CONTRACTOR
Signature:	Signature:
Name: Josh Schroeder	Name: Harrison Westmoreland
Title: Mayor	Title: Chief Executive Officer
Date: September 9, 2025	Date: August 21, 2025

ATTEST:

Robyn Densmore, City Secretary

Approved as to form:

Skye Masson, City Attorney

Exhibit A

Scope of Services

The terms and conditions of this Agreement shall take precedence and control over any term or provision of the Scope of Services that in any way conflicts with, differs from, or attempts to alter the terms of this Agreement.

This Scope consists of all labor, supervision, services and equipment to complete the required, scheduled, and issued work. The scope of this project shall consist of:

- Energized/De-energized construction and/or re-conductor, rehabilitation, replacement, retirement of overhead, underground and streetlight facility installations, removals or transfers as required by job, including, but not limited to, switching (as per COG guidelines and instructions), material pick up, hauling of materials, pole setting, pole change outs, framing, wire pulling, dollying, conductor sagging, tying in of conductor, transformer installation, secondary and services as required by job, sectionalizing devices, capacitors, automation devices, streetlights/guard lights, transfer of any other COG facilities as required by job, all connections and jumpers as per COG E&D Construction Specifications and design criteria. All required safety procedures, return of used and unused materials, locates, traffic control, hauling off of spoils and reclamation of job site property (public and private).
- Energized/De-energized construction, installation maintenance of overhead services. Scope of work consists of installing and connecting secondary wire for overhead residential and commercial services/temps.

i. General

1. **NESC** – All construction work shall be done in accordance with the staking sheets, plans and specifications, and the construction drawings. The 2017 or latest edition of the National Electrical Safety Code (NESC) shall be followed except where local regulations are more stringent, in which case local regulations shall govern.
2. **Local Conditions** – Contractor shall visit the COG service area and thoroughly familiarize themselves of all conditions and factors which would affect (1) the prosecution and completion of the work, (2) availability and cost of labor, and (3) facilities for transportation, handling, and storage of materials and equipment. It is understood and agreed that all such factors have been properly investigated and considered in preparation of every proposal submitted. COG will permit no claims for financial adjustment to any contract awarded for the work, which are based on the lack of such prior information or its effect on the cost of the work.
3. **Invoicing** – Invoices must reference the appropriate job numbers, task order number, and purchase order numbers, as assigned by COG.

ii. Poles

1. **Distribution of Poles** – Concrete, Steel, Fiberglass Composite and Wood distribution

poles will be used on construction and maintenance projects with fiberglass brace less crossarms.

2. **Pole Setting** – The minimum depth for setting poles shall be as follows unless otherwise noted on the staking sheets:
   a. Setting in Soil" depths shall apply:
      i. Where poles are to be set in soil
      ii. Where there is a layer of soil of more than two (2) feet in depth over solid rock.
      iii. Where the hole in solid rock is not substantially vertical, or the diameter of the hole at the surface of the rock exceeds approximately twice the diameter of the pole at the same level.
   b. "Setting in All Solid Rock" depths shall apply where poles are to be set in solid rock and where the hole is substantially vertical, approximately uniform in diameter and large enough to permit the use of tamping bars the full depth of the hole.
   c. Where there is a layer of soil two (2) feet or less in depth over solid rock, the depth of the hole shall be the depth of the soil in addition to the depth specified under "Setting in All Solid Rock" provided, however, that such depth shall not exceed the depth specified under "Setting in Soil."
   d. On sloping ground, the depth of the hole shall be measured from the low side of the hole.
   e. Poles shall be set so that alternate cross arm gains face in opposite directions, except at terminals and dead ends where the gains of the last two (2) poles shall be on the side facing the terminal or dead end. On unusually long spans, the poles shall be set so that the cross arm is located on the side of the pole away from the long span. Where pole top insulator brackets or pole top pins are used, they shall be located on the opposite side of the pole from the gain.
   f. Poles shall be set in alignment and plumb, except at corners, terminals, angles, junctions, or other points of strain, where they shall be set and raked against the strain so that the conductors are in line unless poles are set in concrete where they shall be installed plumb.
   g. Poles shall be raked against the conductor strain not less than 1-inch for each 10 feet of pole length or more than 2 inches for each 10 feet of pole length after conductors are installed at the required tension unless poles are set in concrete where they shall be installed plumb.
   h. Pole backfill shall be thoroughly tamped in full depth. Excess dirt shall be banked around the pole. If select backfill or pole foam set is used excess dirt shall be haul off site to site designated by COG Representative.

Length of Pole (Feet)	**Setting in Soil (Feet)**	**Setting in All Solid Rock (Feet)**
35	6.0	5.0
45	6.5	5.5
50	7.0	6.0
55	7.5	6.5
60	8.0	7.0

3. Important Considerations
    a. All pole installations include loading and hauling pole from COG pole yard (400 Rock Dove Ln) to the job site location, digging hole with dirt auger, checking with all entities to clear possible underground interferences, setting pole, and tamping backfill with air or hydraulic equipment.
    b. All pole removals include pulling pole, backfilling hole and tamping, removing ground wire and miscellaneous hardware, and disposing of pole or delivering to COG Electric pole yard at 400 Rock Dove Ln (sawing pole at ground is NOT acceptable).
    c. It is understood the Contractor is responsible for ensuring that any existing utilities are properly located prior to digging and shall make a reasonable effort not to damage any existing utilities. All locating expenses shall be included in the unit prices.
    d. The Contractor shall dispose of all transformers, conductors, materials and related equipment removed from any project at the designated areas located at COG's Electric Material Vendor. All equipment, hardware and wire removed shall be stripped and returned to COG's Electric Material Vendor for proper disposal. This shall be included in the unit prices.
    e. All services that will not reattach to the new pole shall be replaced; splices will not be accepted.

iii. Grading of Line

When using high poles to clear obstacles such as buildings, foreign wire crossings, railroads, etc., there shall be no up strain on pin-type or post-type insulators in grading the line each way to lower poles.

iv. Guys and Anchors

1. Guys shall be placed before the conductors are strung and shall be attached to the pole as shown in the construction drawings.
2. All anchors and rods shall be in line with the strain and shall be installed so that approximately 6 inches of the rod remain out of the ground. In cultivated fields or other locations, as deemed necessary, the projection of the anchor rod above earth may be increased to a maximum of 12 inches to prevent burial of the rod eye.
3. Guy Guards shall be installed on all Guy Wires.

v. Spring Washers

A locknut/jamnut shall be installed with each nut, eye nut or other fastener on all bolts or threaded hardware such as insulator pins and studs, upset bolts, double arming bolts, etc.

vi. Conductors

Conductors must be handled with care. Conductors shall neither be trampled on nor run over by vehicles. Each reel shall be examined, and the wire shall be inspected for cuts, kinks, or other injuries. Injured portions shall be cut out and the conductor spliced. The conductors shall be pulled with tensioner over suitable rollers or stringing blocks properly mounted on the pole or cross arm if necessary, to prevent binding while stringing.

The neutral conductor should be maintained on one side of the pole (preferably the roadside) for tangent construction and for angles not exceeding 20 degrees.

With pin-type or post-type insulators, the conductors shall be attached in the top groove of the insulator on tangent poles and on the side of the insulator away from the strain at angles. Pin-type and post-type insulators shall be tight on the pins and brackets, respectively, and the top groove must be in line with the conductor after attaching.

All conductors shall be cleaned thoroughly by wire-brushing before splicing or installing connectors or clamps. A suitable inhibitor shall be used before splicing or applying connectors over aluminum conductor.

vii. Splices and Dead ends

Conductors shall be spliced and dead-ended as shown on the construction drawings. There shall be not more than one splice per conductor in any span and splices shall be located at least 10 feet from the conductor support. No splices shall be located in Grade B crossing spans and preferably not in the adjacent spans. Splices shall be installed in accordance with the manufacturer's recommendations.

viii. Taps and Jumpers

Jumpers and other leads connected to line conductors shall have sufficient slack to allow free movement of the con¬ductors where slack is not shown on the construction drawings.

All leads on equipment such as transformers, capacitor, etc., shall be a minimum of #6 solid high voltage insulated copper conductor and #4 solid soft drawn copper for grounding.

ix. Hot-Line Clamps and Connectors

Connectors and hot-line clamps suitable for the purpose shall be installed as shown on the guide drawings. On all hot-line clamp installations, the clamp and jumper shall be installed so that they are permanently bonded to the load side of the line, allowing the jumper to be de energized when the clamp is disconnected.

H-Tap Compression and Wedge type (AMPACT Brand) connectors use to be the most commonly used connectors for our large conductor 336 - 795 AAC (contractor supplies his own tools for making connections). Installation shall be per manufacture's specifications and with approved tools. (This will only apply to removal.) All new connections are with Fargo connectors.

x. Conductor Ties

Factory-formed ties shall be installed in accordance with the manufacturer's recommendations.

xi. Sagging of Conductors

Conductors shall be sagged in accordance with the conductor manufacturer's recommendations. All conductors shall be sagged evenly. The sag of all conductors after stringing shall be in accordance with the engineer's instructions.

xii. **Secondary and Service Drops**

Secondary conductors may be bare or covered wires or multi-conductor service cable. The conductors shall be sagged in accordance with the manufacturer's recommendations.

Service drops shall be covered wire or service cable.
Secondary and service drops shall be so installed as not to obstruct climbing space. There shall not be more than one splice per conductor in any span, and splices shall be located at least 10 feet from the conductor support. Where the same covered conductors or service cables are to be used for the secondary and service drop, they may be installed in one continuous run.

xiii. **Grounds**

Ground rods shall be driven full length in undisturbed earth in accordance with the construction drawings. The top shall be at least 6 inches below the surface of the earth. The ground wire shall be attached to the rod with a clamp and shall be secured to the pole with staples or per city specification for concrete, steel or fiberglass composite poles. The staples on the ground wire shall be spaced 2 feet apart, except for a distance of 8 feet above the ground and 8 feet down from the top of the pole where they shall be 6 inches apart.

All equipment shall have at least two (2) connections from the frame, case, or tank to the multi-grounded neutral conductor.

The equipment ground, neutral wires, and surge-protection equipment shall be interconnected and attached to a common ground wire.

xiv. **Clearing Right-of-Way**

Some tree trimming and easement clearing may be required. Contractor and City Representative will discuss in advance estimated amount of time that will be billed for trimming or clearing of easements. Hourly billing will be used for this work.

xv. **Wildlife Protection**

City will furnish necessary wildlife protection devices to be installed on transformer bushing, cutouts, arresters, switches and jumpers where necessary.

xvi. **UNIT PRICES and LABOR ADDERS**

1. **General**
    a. If construction units for which prices are not established are necessary, the prices of such additional units shall be as agreed upon in writing by COG and the Contractor prior to the time of installation.
    b. It shall be assumed that all work performed on this contract will be on energized lines as it may not be possible to de-energize any particular section of line as needed. All unit prices shall reflect having to perform the work on an energized circuit.
    c. Work Assignments through job order: All work assigned to the contractor will be done using a job order. The job order will contain all the pertinent job-related information (scope, timelines, etc.) and will have a section that needs

to be completed by the Contractor on completion of the job.

d. Emergency/Storm Restoration Work/Hourly Prices: It is COG's intent to utilize Contractor's crews and equipment from time to time for storm restoration and other after-hours work, as needed. Contractor may be requested to work in adverse weather conditions, during emergency situations, or to complete high priority jobs. These hourly charges as quoted shall become a binding part of this contract and a firm price for the duration of this contract. COG does not pay Contractor to show up time during bad weather days. Contact with COG representative shall be maintained during bad weather days when not reporting for work.

2. Overhead Units

a. Pole Units

All pole installations include loading and hauling pole from COG pole yard to the job site location, digging hole, checking with all entities to clear possible underground interferences, setting pole, and tamping backfill with air or hydraulic equipment or install pole set foam (as required). Prices to include removal of spoils.

All pole removals include pulling pole, backfilling pole hole and tamping, removing ground wire and miscellaneous hardware, and disposing of pole or delivering to COG pole yard. (cutting pole at ground level is NOT acceptable).

Pole trailers/back yard machine included in the unit prices.

b. Wire and Cable Units

A wire assembly unit consists of the installation or removal of conductor or cable for overhead/underground primary, secondary and service. All wire prices include installing, removing wire, dead ending wire, tying or untying wire, sagging wire, spreading wire, transferring, installing or removing stirrups, clamps and connectors, splices and permanent jumpers on new wire, and removing armor rods from old wire. The service shall be connected to the secondary or transformer and 2 feet of conductor or cable shall be left for connecting to the consumer's service entrance. New primary, neutral and open wire secondary conductor shall be sagged with dynamometer or sag charts.

c. Pole Top Assembly Units

A pole top assembly unit consists of the installation of the hardware, cross arms and their appurtenances, insulators, etc., except tie wire, required to support the primary conductors. F prefix denotes fiberglass cross arms, and NP prefix denotes narrow profile.

d. Guy Assembly Units

A guy assembly unit consists of the installation of the hardware and wire, and guy insulator. An overhead guy assembly unit does not include the associated pole and down guy, each of which is listed separately.

e. Anchor Assembly Units

An anchor assembly unit consists of the installation of an anchor with rod complete, ready for attaching the guy wire.

f. Transfer Assembly Units

Units to remove equipment when the pole is changed and immediately reinstalled equipment on new pole in the same or a nearby location. Equipment to include transformers, capacitors, air break switches, URD risers etc.

Included therein is any necessary removal and install of conductors attached to the present pole that are also to be attached to the replacement pole. The labor price for said unit shall include the replacement with longer bolts and the drilling of holes or banding for attachments and equipment where required. The spreading, transfer of wire, risers and removal/installation of jumpers and connections are to be included in the unit prices below. Also includes the topping of the old pole above the comm.

g. Transformer Assembly Units

A transformer assembly unit consists of the installation or transfer of the transformer, its protective equipment, bird guard, and its hardware, leads and transformer tank grounding with their connectors and supporting insulators and pins. This unit does not include the installation of the pole top, secondary, service, or pole grounding assemblies.

3. Secondary and Service Overhead and Underground

A secondary assembly unit consists of the installation of the hardware, insulators, etc., to support the secondary conductor or cable. It does not include the installation of the secondary conductor or cable, or of any hardware, etc., required to attach service conductors or cable.

A service assembly unit consists of the installation of the hardware, insulators, etc., to support the service conductors or cable. It does not include the installation of the service conductor or cable, or of any hardware, etc., required to attach secondary conductors or cable.

4. Hourly Work

Contractor shall endeavor to complete the construction work on an assembly unit basis whenever practical. However, the City realizes that on occasions, a construction project will arise for which it is difficult to strictly specify construction assembly units. In these instances, the City would propose that the construction be performed on an hourly rate basis for workers and equipment.

Contractor agrees to perform construction work on electric distribution lines on an hourly basis, if required, at the rates specified below for labor and equipment. It shall, however, be the sole right of the City to designate to the Contractor which construction work hereunder is to be performed on a unit basis and which construction projects shall be performed on an hourly rate basis. (Hourly rate should include all necessary overheads.)

1-Service Trucks (Crew) and/or 1-Pickup Trucks (Foreman) hourly rate will be paid at the same hours as labor hours on projects. All other equipment will be paid for at an hourly rate for the hours used for the construction or maintenance purposes of the project only.

The straight time rate will apply to eight hours a day and\or forty hours per week. Overtime rates will be charged for hours worked prior to 7:30 a.m. of any day; Saturday, Sunday, and

holidays, and all hours worked in excess of forty hours per week. Hourly jobs must be agreed upon in writing with COG's authorized representative.

5. Labor Adder for Work Inaccessible by Truck Mounted Equipment.
The designated work area may or may not be accessible by truck-mounted equipment. Unit prices shall reflect work accessible by truck mounted equipment. Work not accessible by truck-mounted equipment including rear easement pole replacements, transformer/equipment replacements, overhead system maintenance. Labor adder to also include any landscape or fence repair to bring customer or owner's property back to the condition it was previously in before work was started. In non-accessible work areas, the contractor shall propose an adder that will be added to the unit price, provided that the price shall be agreed on prior to work starting by a COG representative.

xvii. CONTRACTOR'S RESPONSIBILITIES AND RIGHTS

A. Protection to Persons and Property

1. The Contractor shall at all times take all reasonable precautions for the safety of employees on the work site and of the public. Contractor shall prevent damage to City electric plant and shall comply with all applicable provisions of federal, state, municipal safety codes & regulations.

2. All construction work must be accomplished with a minimum of service interruption. Conductors transporting power at nominal primary voltage (12,470 volts phase-to-phase, 7,200 volts phase to ground & 24,900 volts phase-to-ground and 14,400 volts to ground distribution) will not normally be de-energized for construction work on this project. The Contractor shall have linemen and supervision experienced and trained in working on and/or near energized conductors.

3. The Contractor shall so conduct the construction as to cause the least possible obstruction of public roadways/right of ways.

4. The Contractor shall do all things necessary and expedient to properly protect any and all parallel, converging and intersecting lines, joint line poles, highways, and any and all property of others from damage. In the event that any such parallel, converging and intersecting lines, joint line poles, highways, or other property are damaged in the course of construction, the Contractor shall (at its own expense) restore any or all of such damaged property immediately to as good a state as before such damaged occurred. A COG representative shall be notified immediately.

5. The Contractor shall be responsible for contacting all underground utilities, pipelines, and all other interests with underground facilities to ensure that any existing utilities are properly located prior to digging and shall make a reasonable effort not to damage any existing utilities. The contractor is responsible for any and all damages (resulting from Contractor's actions) to the existing utilities. The contractor shall provide COG with documentation of locates called and confirmed.

6. The Contractor shall limit the movement of its crews and equipment so as to minimize the damage to property and shall endeavor to avoid marring the lands. All fences, which are necessarily opened or moved during construction, shall be replaced in as good condition as they were found, and precautions shall be taken to prevent the escape of livestock. The Contractor shall not be responsible for loss of or damage to property (other than livestock) on the right-of-way necessarily incident to construction and not caused by negligence or inefficient operation of the Contractor. Contractor shall be responsible for all other loss of or damage to property or livestock, whether on or off the right-of- way, caused by construction.

7. The Contractor shall make good and fully repair all injuries and damages to any portion thereof under the control of the Contractor by reason of any act of God or other casualty of cause whether or not the same shall have occurred by reason of the Contractor's negligence. The Contractor shall hold the City harmless from any and all claims for injuries to persons or for damage to property happening by reason of any negligence on the part of the Contractor or any of the Contractor's agents or employees during construction by the Contractor or any part thereof.

8. Any and all excess earth, rock, debris, underbrush, and other useless materials shall be removed by the Contractor from the construction sites as rapidly as feasible.

9. Upon violation by the Contractor of any of the provisions of this section, written notice of such violation shall be given to the Contractor by the City or City's representative. The Contractor shall immediately cease work upon safe completion of any ongoing work and correct such violation. Upon failure of the Contractor to do so, the City may correct such violation at the Contractor's expense. Notwithstanding the previous sentence, the City may, if it deems it necessary or advisable, correct such violation at the Contractor's expense without such prior notice to the Contractor.

10. The Contractor shall notify the City immediately for accidents or incidents involving electrical facilities. In addition, the Contractor shall submit to the City monthly reports in duplicate of all accidents or incidents and any personnel change giving such data as may be prescribed by the City.

11. All switching to remove equipment for construction and re-energizing equipment after construction and blocking of reclosing of automatic line devices for construction work on energized facilities, will be done by Contractor in coordination with City Operations. The Contractor shall perform all installation and disconnection of safety grounds and mechanical disconnection and reconnection of each piece of equipment for construction.

12. Contractor agrees to and shall indemnify and hold harmless the City, its officers, agents, and employees, from and against any and all claims, losses, damages, causes of action, suits, and liability of every kind (including all expenses of litigation, court costs, and attorney's fees) for injury to or death of any person or for damage to any property arising out of or in connection with the work done by the Contractor under this contract.

B. <u>Supervision</u>

1. Contractor shall supervise and direct the work efficiently and with his best skill and attention. He shall be solely responsible for the means, methods, techniques, sequences, and procedures of construction used. He shall not be solely responsible for the negligence of others in the design or selection of a specific

means, method, technique, sequence, or procedure of construction specifically called for in the proposal documents or drawings.

2. Contractor shall keep in the City service area while any work is in progress, a competent superintendent/general foreman and any necessary assistants against whom City has no reasonable objection.

3. No superintendent/general foreman or Contractor employee shall be relieved except with the consent of the City unless he proves to be unsatisfactory to Contractor or ceases to be employed. When a superintendent is on vacation or otherwise absent, a substitute against whom the City has no reasonable objection shall be provided.

4. Each superintendent/general foreman shall represent Contractor in his absence, and all communications to him will be as binding as if given to Contractor.

C. Security

1. The contractor must supply to the City, and maintain a current list of, all employees who will work on this project or who are subject to this contract. The list must include the employee's full name, date of birth, and evidence the contractor has conducted, and the employee has passed a seven-year local background check.

2. The Contractor is required to perform a thorough check of each employee used on this contract including identity verification and a seven-year local criminal background check for each employee.

3. The City reserves the right to exclude Contractor personnel from working on the site should a security concern arise or to terminate the contract with the contractor at any time due to breaches in security caused by the contractor's personnel.

4. Under no circumstances will the Contractor or its personnel represent themselves as employees of the City.

D. Communications

1. When working on the City's electric distribution facilities, Contractor's crews are expected to stay in contact via radio communication with the City's system operations. The City shall provide two-way radio communication devices.

2. Two-way radio communications devices shall be returned to a City Representative immediately upon termination of contract. Contractor will be billed and held liable for replacement cost for lost and damaged radio communication devices and billed and held liable for all costs.

3. For purposes of this Agreement, the City Representative shall be the Electric Lead Project Coordinator (Jeff White), who may be contacted at 1-254-931-5457.

4. Contractor shall have adequate communications equipment in work vehicles so superintendent/general foreman may contact each work crew.

5. Contractor shall equip its superintendent with a cellular telephone so that the City may contact him at any time throughout the duration of this contract.

E. **Labor, Equipment, Materials, and Workmanship**

1. All material will be provided by COG. All workmanship shall be of good quality and free from defects.

2. All equipment and materials incorporated in the work shall be designated to meet the applicable safety standards of federal, state, and local laws and regulations.

3. Contractor shall furnish proper tools and equipment and the services of all mechanics, laborers, and other employees necessary in the construction and execution of the work. All Contractor equipment used shall be in good working condition with all appropriate inspections up to date (i.e.: dielectric testing). The following is a list of City-recommended equipment that will be needed for this contract:

    1. Aerial Device Truck 55 to 60 ft. (preferable 60 ft)

    2. Digger Derick – equipped with a minimum 24" auger (capable of handling/setting concrete poles up to 65')

    3. Truck-Mounted Crane (capable of lifting concrete poles up to 30,000 lbs.)

    4. Pressure Digger (capable of digging in rock) equipped with a minimum 24" auger

    5. Air Compressor

    6. Backhoe (1/4 yd.)

    7. Mini / Compact Track hoe

    8. Overhead Wire Puller/Tensioner

    9. Service Truck

10. Pickup Truck

11. Pole Truck and Trailer (Capable of hauling concrete poles)

12. Vac. Trailer or Truck

13. Mini / Compact Digger Derrick

14. Mini / Compact Aerial Device

4. All equipment and materials shall be applied, installed, connected, constructed, used, cleaned, and conditioned in accordance with the instructions of the applicable manufacturer, fabricator, or processor, except as otherwise provided in the Agreement.

5. Employees of Contractor shall be competent and willing to perform the work required of them. Any employee who is disorderly, intemperate, incompetent, or who neglects or refuses to perform his work shall be discharged and shall not be re-employed except with consent of the City. Contractor shall discharge any employee found incompetent by the City.

6. Contractor shall not make any claim for an increase in the contract price by reason of jurisdictional disputes or other labor troubles of any kind by his employees, supplier, or manufacturer.

7. Contractor agrees to complete all job-related documentation that proves that the assigned job/task/work has been completed (in all respects) in a safe manner and complying with the local, state and federal laws.

8. The Contractor shall guarantee the work it does against defective workmanship for a period of one (1) year from the date of a letter of final acceptance (invoice) by the City. Should defective workmanship occur, the Contractor shall have seven (7) working days, after written and/or verbal notice is given to him by the City, to make any and all repairs at his own expense. If the Contractor fails to correct the defect within the seven (7) working days, then the City may make the necessary repairs and charge the Contractor with the actual cost of all labor, materials and equipment time required.

F. <u>Materials</u>

1. At or prior to the commencement of construction, the City shall make available to the Contractor an allotment of materials. The Contractor may, from time to time, receive additional allotments of materials from the City as needed.

2. The Contractor shall ensure that all trucks arrive at Texas Electric Cooperative, Inc., located at 100 Cooperative Way, Georgetown TX 78626, empty to load

City-owned material, and Contractor must ensure that prior to leaving the City's territory, all trucks are to unload and identify all excess material at Texas Electric Cooperative, Inc.

3. The Contractor shall ensure that only material authorized or issued by the City will be used on any City project.

4. If required, the Contractor shall, at Contractor's expense, obtain a facility located within the City's service area to securely store materials. This area may also serve as Contractor's field office while working on this Agreement.

G. Conformity with drawings and job specifications

All work shall conform to drawings and specifications provided for the job. Any deviation (as builds) from the drawings and job specifications that may be required by the contingencies of construction will be determined and pre-authorized by the City Representative.

H. Existing Structures

The Plans show the locations of some surface structures; however, the location of many gas mains, water mains, conduits, sewers, etc. is unknown, and the City assumes no responsibility for failure to show any or all of these structures on the Plans or to show them in their exact location. It is mutually agreed that such failure will not be considered sufficient basis for claims for additional compensation for extra work or for increasing the pay quantities in any manner whatsoever, unless the obstruction encountered is such as to necessitate significant changes in the routing of the electrical lines, or require the building of special work, provisions for which are not made in the Plans and Proposal, in which case, at the decision of the City Representative, the provisions in these specifications for extra work shall apply.

The Contractor shall exercise caution while working at a location where proposed construction crosses or comes into proximity with an underground telephone cables, gas line, waterline, sewer line or any other utility line. EXTREME CAUTION shall be taken when working around petroleum pipeline or high-pressure gas lines.

It shall be the Contractor's responsibility to contact Texas 811 and any other utility that does not subscribe to Texas 811 at least two (2) working days (excluding Saturday, Sunday, and holidays) prior to construction and obtain exact location of all underground utility lines and appurtenances where possibility of a conflict exists. Unnecessary damage to utilities or appurtenances within and outside the limits of construction shall be repaired at the Contractor's expense. The Contractor will be responsible for all re-locates once the initial locates expire.

It is the Contractor's responsibility to notify and coordinate any repair of utilities required for the proper construction of this project.

I. Special Conditions

1. Permits and Right-Of-Way: The City will provide all necessary rights-of-way for the purpose of construction without cost to the Contractor by securing permits in areas of public dedication or by obtaining easements across privately owned property. Prior to the initiation of construction on easements through private property, it shall be the responsibility of the Contractor to inform the property owner of his intent to begin construction. Before beginning construction in areas of public dedication, the Contractor shall inform the agency having jurisdiction in the area forty-eight (48) hours prior to initiation of the work.

2. Property Lines and Monuments: The Contractor shall protect all property corner markers. When any such marker or monuments are in danger of being disturbed, they shall be properly referenced and if disturbed shall be reset at the expense of the Contractor.

3. During Construction: During execution of the work, the Contractor shall at all times keep the site of the work and adjacent premises as free from material, debris, and rubbish, as is practicable and shall remove same from any portion of the site, if in the opinion of the City, such material, debris and rubbish constitutes a nuisance or is objectionable. The Contractor shall remove from the site all of his surplus materials and temporary structures when no longer need for the construction.

4. Accidents: The Contractor must report in writing to the City all accidents whatsoever arising out of, or in connections with the performance of the work, whether on, or adjacent to, the site, which caused death, personal injury, or property damages, giving full details and statements of witnesses. In addition, if death or serious injuries or serious damages are caused, the accident shall be reported immediately by telephone or messenger to either the City Representative or to City Operations. If any claim is made by anyone against the Contractor or any subcontractor on account of any accident, the Contractor shall promptly report the facts in writing to the City giving full details of the claim.

5. Protection of Trees: No trees shall be cut except upon the specific authority of the City. Trees adjacent to the work shall be protected from all damage by the construction operations.

6. Removal of Trees, Fences, Etc.: Removal of trees, stumps, brush, etc. including disposal will be measured and paid for as provided in the proposal, or as directed by the City Representative. Fences within the right-of-way shall be kept in good repair and closed at all times, except when it is necessary to move machinery and equipment through the fence. Gates shall be closed immediately after use. When the project is complete, the Contractor shall repair all fences and gates that have been moved or damaged as a result of construction. Fences shall be left in repair equal to the original condition. No separate compensation shall be made for this work. Where surface drainage channels are disturbed or blocked during construction, they shall be restored to their original condition of grade and cross

section after the work of construction is completed.

7. Existing Structures: Where applicable the plans show the locations of all known surface and subsurface structures. However, the City assumes no responsibility for failure to show any or all surface and subsurface structures on the plans, or to show them in their exact location. It is mutually agreed that such failure shall not be considered sufficient basis for claims for additional compensation for extra work or for increasing the pay quantities in any manner whatsoever, unless the obstruction encountered is such as to necessitate changes in the lines or grades, or requires the building of special work, provisions for which are not made in the plans and proposal, in which case the provisions in these specifications for extra work shall apply.

8. Construction in Texas Highway Department Right-Of-Way: Where the work encroaches upon any right-of-way of the Texas Highway Department, the City will secure the necessary permits for the work. Where highways are crossed, the Contractor shall observe all the regulations and instructions of the Texas Highway Department as to methods of doing the work, or precautions for safety of property and the public. All negotiations with the Texas Highway Department, except for permits, shall be made by the Contractor. The Texas Highway Department shall be notified by the Contractor not less than five (5) days before the time of its intention to begin work.

9. Barricades, Lights And Watchmen: Where the work is carried on in or adjacent to any street, alley or public place, the Contractor shall at its own cost and expense furnish and erect such barricades, fences, battery type flasher-markers and danger signals, shall provide such watchmen, and shall provide such other precautionary measures for the protection of persons or property and of the work as are necessary. UNLESS OTHERWISE INDICATED, ALL SIGNS, BARRICADES, AND TRAFFIC CONTROL DEVICES SHALL BE PLACED AND MAINTAINED IN ACCORDANCE WITH THE LATEST EDITION OF THE TEXAS MANUAL FOR UNIFORM TRAFFIC CONTROL DEVICES (MUTCD). From sunset to sunrise, the Contractor shall furnish and maintain at least one battery type flasher-marker at each barricade and sufficient number of barricades shall be erected to keep vehicles from being on or into any work under construction. The Contractor shall furnish watchmen in sufficient numbers to protect the work. Should the Contractor need to contract an additional outside source for barricading, the invoice for additional barricading shall be submitted to the City with no additional costs and only after approval by the City. The Contractor will be held responsible for all damage to the work due to failure of barricades, signs, lights, and watchmen to protect it, and whenever evidence is found of such damage, the City may order the damaged portion immediately removed and replaced by the Contractor at his cost and expense. The Contractor's responsibility for the maintenance of barricades, signs and lights, and for providing watchmen shall not cease until the project shall have been accepted by the City.

During the prosecution of the work, the Contractor shall obstruct public travel as little as possible and in no case shall there be less than twelve (12) feet in width of unobstructed roadway for the use of traffic. Materials and equipment stored in or near the path of traffic shall be protected with red flags during the day and with lights during the night.

10. Salvaged Materials: All materials, with the exception of poles removed during the construction of the project shall be removed and hauled to Texas Electric Cooperative (TEC) and disposed of according to instructions we will provide. Salvaged materials shall remain the property of the City.

11. Final Clean-Up: Upon completion of the work and before acceptance and final payment, the Contractor shall clean, remove rubbish, unused materials and temporary structures from the limits of the project and restore in a manner acceptable to the City Representative, all property, both public and private, that has been damaged during the prosecution of the work, and shall level and grade all portions of the work where the surface of the natural ground or street surface has been disturbed during construction and shall leave the site of the work in a neat and presentable condition, free from ruts and holes. Material cleared from the limits of the project and deposited on adjacent property will not be considered satisfactory unless prior approval is obtained from the property owner involved, and the work is accomplished to the satisfaction of the City.

12. Liens: The City will not pay the final payment until the Contractor, if required, shall deliver to the City a complete release of all liens arising out of this Agreement, if any, or receipt in full in lieu thereof and, if required in either case, an affidavit that so far as he has knowledge or information the releases and receipts include all the labor and material for which a lien could be filed; but the Contractor may, if any subcontractor refuses to furnish a release or receipt in full, furnish a bond satisfactory to the City, to indemnify the City against any lien. If any lien remains unsatisfied after all payments are made, the Contractor shall refund to COG all moneys that the latter may be compelled to pay in discharging such a lien, including all costs and a reasonable attorney's fees.

13. Private Property Access: The Contractor shall not enter upon or use private property except as allowed by easements shown on the job print inside the job folder or if the Contractor obtains specific written permission from the property owner.

14. Company Logo: All equipment used on the project shall be clearly marked with the Contractor's name and logo.

15. Substantial Completion: "Substantial Completion" or "Substantially Complete" means the project is in a condition to serve its intended purpose but may still require minor work and adjustments necessary for final acceptance; it may be a status indication where the infrastructure changes to the City's Electric system are complete and ready to be energized, transferred to alternate feed sources or

to Georgetown Utility personnel for completion of segments of the construction activity. Substantially Complete is further defined as the point at which new electric facilities or infrastructure can be energized safely without possible harm to City, contractor or public, or the conduit system can be occupied by underground electric conductors installed under constraints of different bid. Following this status Contractor may still have vegetation rehabilitation, pavement repair or other non-electrical activities remaining in the scope of the project.

16. Final Completion: "Final Completion" or "Finally Complete" means all specified work has been completed in accordance with all specifications, terms, conditions and instructions, all final punch list items have been inspected and deemed satisfactorily completed, all payments to material men and/or subcontractors have been completed, all documentation and warranties have been submitted to the City and all closeout documents have been reviewed, approved and executed by the City.

I. COG'S RESPONSIBILITIES AND RIGHTS

A. Communications with Contractor: All communications of the City with Contractor pertaining to performance of the work will be issued though the City Representative or his designated representative.

B. Right-of-Way Clearing: All right-of-way clearing (including trees, brush, etc.) will be the responsibility of the City. Contractor shall make all initial contacts with customers regarding clearing and shall coordinate with the City representative.

C. COG's Right to Correct or Complete Work: If Contractor should neglect to prosecute the work properly or fail to perform any provision of this Agreement, the City (after ten days written notice to Contractor) may without prejudice to any other remedy it may have, make good such deficiencies and may deduct the cost thereof from the payment then or thereafter due the Contractor.

D. Authority of the COG Representative: All work shall be performed under the supervision of the City Representative in a good and workmanlike manner and to his satisfaction and in accordance with the Agreement, plans, and specifications. He shall decide all questions which arise as to the quality and acceptability of materials furnished, work performed, manner of performance, rate of progress of the work, sequence of the construction, interpretation of the plans and specifications, acceptable fulfillment of the Agreement, compensations, and suspension of the work. He shall determine the amount and quality of the work performed and materials furnished, and his decisions and estimates shall be final. His estimate of the amount of work done shall be a condition precedent to the right of the Contractor to receive money due him under the Agreement.

E. Suspension of Work: The City may at any time and without cause, suspend the work

or any portion thereof for a period or successive periods of not more than 90 days in the aggregate by notice in writing to Contractor, at which time the date on which the work shall be resumed will be mutually agreed upon. Contractor shall resume the work on the date so agreed.

Exhibit B

Supplemental Provisions

B-1. Bonds. Contractor is required to tender to the City, prior to commencing the Work, performance and payment bonds, as required by Texas Government Code Chapter 2253.

a. *Bond Requirements.* Each bond shall be executed by a corporate surety or sureties authorized to do business in the State of Texas and acceptable to the City, on the City's form, and in compliance with the relevant provisions of the Texas Insurance Code. If any bond is for more than ten (10) percent of the surety's capital and surplus, the City may require certification that the company has reinsured the excess portion with one or more reinsurers authorized to do business in the State. A reinsurer may not reinsure for more than ten (10) percent of its capital and surplus. If a surety upon a bond loses its authority to do business in the State, Contractor shall, within thirty (30) days after such loss, furnish a replacement bond at no added cost to the City.

   i. A performance bond is required if the payment price exceeds $100,000 for a Job Order. The performance bond is solely for the protection of the City. The performance bond is to be for the payment price to guarantee the faithful performance of the work in accordance with the Agreement. The form of the bond shall be approved by the Office of the Attorney General of Texas. The performance bond shall be effective through Contractor's warranty period.

   ii. A payment bond is required if the Agreement price is in excess of $50,000 for a Job Order. The payment bond is to be for the Agreement price and is payable to the City solely for the protection and use of payment bond beneficiaries. The form of the bond shall be approved by the Office of the Attorney General of Texas.

   iii. Payment and performance bonds are due before execution of a contract on competitively bid or competitively sealed proposal projects.

b. **Power of Attorney.** Each bond shall be accompanied by a valid power of attorney (issued by the surety company and attached, signed, and sealed with the corporate embossed seal, to the bond) authorizing the attorney-in-fact who signs the bond to commit the company to the terms of the bond, and stating any limit in the amount for which the attorney can issue a single bond.

c. **Bond Indemnification.** The process of requiring and accepting bonds and making claims thereunder shall be conducted in compliance with Tex. Government Code, Chapter 2253. IF FOR ANY REASON A STATUTORY PAYMENT OR PERFORMANCE BOND IS NOT HONORED BY THE SURETY, CONTRACTOR SHALL FULLY INDEMNIFY AND HOLD OWNER HARMLESS OF AND FROM ANY COSTS, LOSSES, OBLIGATIONS OR LIABILITIES IT INCURS AS A RESULT.

d. **Furnishing Bond Information.** The City shall furnish certified copies of the payment bond and the related Contract to any qualified person seeking copies who complies with Tex. Government Code § 2253.026.

e. **Claims on Payment Bonds.** Claims on payment bonds must be sent directly to Contractor and its surety in accordance with Tex. Government Code § 2253.041. All payment bond claimants are cautioned that no lien exists on the funds unpaid to Contractor on such Contract, and that reliance on notices sent to the City may result in loss of their rights against Contractor and/or his surety. The City is not responsible in any manner to a claimant for collection of unpaid bills and accepts no such responsibility because of any representation by any agent or employee.

B-2: PRICE ESCALATION/DE-ESCALATION

The unit prices of all services are firm for the initial term of the original agreement. If the option to renew for additional one-year term(s) is exercised by the City, the City may allow a unit price adjustment at the time of renewal, if requested a minimum of thirty (30) days before the expiration of the agreement or renewal.

The Successful Bidder may request unit price adjustments when correlated with the Consumer Price Index specified herein. The price index shall be the specified index as published by the Bureau of Labor Statistics, Washington, DC 20212. The baseline index shall be the index announced for the month in which Bid opened. Unit prices may be adjusted for each renewal period in accordance with the changes in the index. The allowable percent change shall be calculated by subtracting the baseline index from the index announced for the month in which the renewal option is exercised (or the most current month published by the Bureau of Labor Statistics) and dividing the result by the baseline index.

The allowable percent change shall be rounded to the nearest one-hundredth of one percent and the maximum unit price adjustments permitted will be no more than five percent (5%) increase per renewal period; however, the City reserves the right to limit the unit price increases at any renewal period or at the City's discretion, approve an increase of more than five percent (5%) per renewal period. The Successful Bidder may offer price decreases in excess of the allowable percent change.

Exhibit C

Payment Terms

Payment shall be provided at the rates in this Exhibit C below, provided that payment for all services is capped at the not-to-exceed amount listed in Section 4 of this Agreement. The Contractor must submit *monthly* invoices to the City based on the pricing per unit/service below. The invoice must be accompanied by a detailed explanation of charges, fees, services, and expenses.

Exhibit D

Insurance Requirements

I. The Contractor agrees to maintain the types and amounts of insurance required in this Agreement throughout the term of the Agreement. The following insurance policies shall be required:

A. Commercial General Liability
B. Business Automobile Liability
C. Workers' Compensation
D. Professional Liability

II. The Contractor's Commercial General Liability and Business Automobile Liability insurance coverage shall be primary with respect to the City, its officials, agents, employees and volunteers. Any insurance or self-insurance carried or obtained by the City, its officials, agents, employees or volunteers, shall be considered in excess of the Contractor's insurance and shall not contribute to it. No term or provision of the indemnification provided by the Contractor to the City pursuant to this Agreement shall be construed or interpreted as limiting or otherwise affecting the terms of the insurance coverage. All Certificates of Insurance and endorsements shall be furnished to the City's Representative at the time of execution of this Agreement, attached hereto as Exhibit D, and approved by the City *before* work commences.

III. General Requirements Applicable to All Policies.

A. Only licensed insurance carriers authorized to do business in the State of Texas shall be accepted.
B. Except for Professional Liability, deductibles shall be listed on the certificate of insurance and are acceptable only on an "occurrence" basis.
C. "Claims made" policies are not accepted, except for Professional Liability insurance.
D. Coverage shall not be suspended, voided, canceled, or reduced in coverage or in limits except after thirty (30) calendar days prior written notice has been given to the City of Georgetown from the Contractor.
E. The Certificates of Insurance shall be prepared and executed by the insurance company or its authorized agent. Each certificate shall contain the following provisions and warranties:
    1. The insurance company is licensed and authorized to do business in the State of Texas.
    2. The insurance policy is underwritten on forms provided by the Texas State Board of Insurance or ISO.
    3. All endorsements and coverages are included according to the requirements of this Agreement.

F. The City of Georgetown, its officials, agents, employees, and volunteers are to be listed as Additional Insureds on the Commercial General Liability and Business Automobile Liability Policies. The coverages shall contain no

special limitations on the scope of protection afforded the City, its officials, employees, and volunteers.

V. **Commercial General Liability** requirements:

A. Coverage shall be written by a carrier rated "A: VIII" or better in accordance with the current A. M. Best Key Rating Guide.
B. Minimum Combined Single Limit of $1,000,000 per occurrence for bodily injury and property damage with a $2,000,000 annual aggregate limit.
C. Coverage shall be at least as broad as Insurance Service's Office Number CG 00 01.
D. The coverage shall not exclude: premises/operations; independent contracts; products/completed operations; contractual liability (insuring the indemnity provided herein); and where exposures exist, Explosion, Collapse and Underground coverage.
F. The City shall be listed as Additional Insured, the policy shall waive rights of subrogation, and be primary and non-contributory with regard to any self-insurance or insurance policy held by the City.

VI. **Business Automobile Liability** requirements:

A. Coverage shall be written by a carrier rated "A:VIII" or better in accordance with the current Best Key Rating Guide.
B. Minimum Combined Single Limit of $1,000,000 per occurrence for bodily injury and property damage.
C. The Business Auto Policy must show Symbol 1 in the Covered Autos portion of the liability section in Item 2 of the declarations page.
D. The coverage shall include owned, leased or rented autos, non-owned autos, any autos and hired autos.

VII. **Workers' Compensation Insurance** requirements:

A. Pursuant to the requirements set forth in Title 28, Section 110.110 of the Texas Administrative Code, *all* employees of the Contractor, the Contractor, *all* employees of any and all subContractors, and all other persons providing services on the Project must be covered by a workers compensation insurance policy, either directly through their employer's policy (the Contractor's, or subContractor's policy) or through an executed coverage agreement on an approved DWC form. Accordingly, if a subContractor does not have his or her own policy and a coverage agreement is used, Contractors and subContractors *must* use that portion of the form whereby the hiring Contractor agrees to provide coverage to the employees of the subContractor. The portion of the form that would otherwise allow them not to provide coverage for the employees of an independent Contractor may not be used.

B. The workers compensation insurance shall include the following terms:

1. Employer's Liability limits of $1,000,000 for each accident is required.
2. "Texas Waiver of Our Right to Recover From Others Endorsement, WC 42 03 04" shall be included in this policy.
3. Texas must appear in Item 3A of the Worker's Compensation coverage or Item 3C must contain the following: All States except those listed in Item 3A and the States of NV, ND, OH, WA, WV, and WY.

VIII. **Professional Liability** requirements:

A. Coverage shall be written by a carrier rated "A:VIII" or better in accordance with the current A. M. Best Key Rating Guide.
B. Minimum of $1,000,000 per claim and $2,000,000 in the aggregate. Financial statements shall be furnished to the City upon request.
C. For "claims made" policies, Contractor will maintain insurance for the term of the contract plus two years year following termination/completion.

Exhibit E

Certificate of Insurance

Amendment No. 1
to the Agreement between
Sterling Global Industries, LLC
and the
City of Georgetown, Texas

This First Amendment (the "First Amendment") is entered into between the **CITY OF GEORGETOWN**, a Texas Home-Rule Municipal Corporation (the "City"), and **STERLING GLOBAL INDUSTRIES, LLC** (the "Contractor"), (collectively, the "**Parties**").

WHEREAS, on September 9, 2025, the Parties entered into an agreement for overhead and underground electrical construction services, Contract No. 25-0267-SC, (the "Original Agreement"); and

WHEREAS, the Original Agreement provides for an initial term of one (1) year in an amount not to exceed **FIVE MILLION DOLLARS and NO CENTS ($5,000,000.00) per year** and provided for four (4) additional one (1) year renewal terms; and

WHEREAS, on September 9, 2025, under Item 5.P, the City Council authorized the City Manager to execute up to four (4) additional one (1) year renewal terms, each in an amount not to exceed **FIVE MILLION DOLLARS and NO CENTS ($5,000,000.00)**; and

WHEREAS, the Parties now desire to amend the Original Agreement to add the additional items set forth in **Exhibit A-1** and to incorporate the price changes reflected in **Exhibit C-1**, each attached hereto and incorporated herein for all purposes.

NOW, THEREFORE, in consideration of the mutual covenants contained herein, the Parties agree as follows:

1. The Parties agree to amend **Exhibit A** "Scope of Services" of the Original Agreement to include the additional items set forth in **Exhibit A-1** to this First Amendment.
2. The Parties agree to amend **Exhibit C**, "Payment Terms," of the Original Agreement to incorporate the pricing changes reflected in **Exhibit C-1** attached hereto.
3. All other terms of the Original Agreement not inconsistent with this First Amendment shall apply. Except as expressly modified by this First Amendment, the Original Agreement remains unchanged and in full force and effect, subject to its terms.
4. This First Amendment is effective on the date executed by the City.

[Signature page to follow]

STERLING GLOBAL INDUSTRIES, LLC	CITY OF GEORGETOWN
By: _____	By: _____
Printed Name: _____	Printed Name: David Morgan
Title: _____	Title: City Manager
Date: _____	Date: _____

City of Georgetown, Texas
City Council
March 10, 2026

SUBJECT:
Chameleon Industries Contract Renewal #4

SUGGESTED ACTION:
Consideration and possible action to approve the fourth contract renewal and an amendment to increase the contract amount with Chameleon Industries for aluminum sulfate and liquid ammonia sulfate from $651,810.00 to a not to exceed amount of $774,450.00 -- Chelsea Solomon, PE, Water Utility Director

ITEM SUMMARY:
Georgetown Water Utility operates three Water Treatment Plants and one Wastewater Treatment Plant that currently utilize aluminum sulfate, as well as five Water Treatment Plants that use liquid ammonia sulfate in their treatment processes. With the addition of the South Lake Water Treatment Plant in June 2025 and the second phase planned to come online in March 2026, the Water Utility requests an increase in the not-to-exceed amount for renewal #4 by $122,640.00 to accommodate the increased treatment capacity. This adjustment is permissible due to the utility not fully utilize its allocated funds in previous years, leaving room for an amendment, as the 25% cap has not been reached.

FINANCIAL IMPACT:
Funds are available in Fund 660, Cost Centers CC0529 (Water Plant Management) and CC0531 (Wastewater Plant Management).

SUBMITTED BY:
Deniece Villela, Water Utility Department

ATTACHMENTS:
22-0060-GC-R4-A2 Chameleon_Renewal 4 [vendor signed].pdf

Fourth Renewal to the Agreement between
Chameleon Industries, Inc.
and the
City of Georgetown, Texas

This Fourth Renewal Agreement ("Fourth Renewal") is entered into by and between **CITY OF GEORGETOWN**, a Texas Home-Rule Municipal Corporation (the "City"), and **CHAMELEON INDUSTRIES, INC.**, ("Contractor") (collectively, the "Parties"). The Parties hereby agree as follows:

WHEREAS, the Parties entered into an Agreement, Contract No. 22-0060-GC, on March 22, 2022 for the Contractor to supply aluminum sulfate and liquid ammonia sulfate for use at the water and wastewater treatment plants (the "Original Agreement"); and

WHEREAS, the Original Agreement provided an initial term of one (1) year and four (4) additional one-year renewal terms, and the City Council authorized the City Manager to execute renewals; and

WHEREAS, the Parties renewed the Original Agreement for a first renewal term on April 4, 2023 to end on March 21, 2024, and amended the Original Agreement adjusting the cost of the products in excess of the price increase authorized in the Original Agreement, including an increase from $0.97/gallon to $1.02/gallon for aluminum sulfate and an increase of $1.52/gallon to $2.13/gallon for liquid ammonia sulfate and increasing the annual not-to-exceed compensation amount from $467,090.00 per term to $651,810.00; and,

WHEREAS, the Parties renewed the Original Agreement for a second renewal term on March 18, 2024 to end on March 21, 2025; and,

WHEREAS, the Parties renewed the Original Agreement for a third renewal term beginning on March 22, 2025 and expiring on March 21, 2026; and,

WHEREAS, the Parties desire to renew the Original Agreement, as amended, for a fourth and final renewal term to begin on March 22, 2026 and end on March 21, 2027.

NOW THEREFORE, in consideration of the mutual covenants contained herein, the Parties agree as follows:

1. The Parties agree to renew the Original Agreement, as amended, in an amount not to exceed seven-hundred seventy-four thousand four-hundred fifty dollars and no cents ($774,450.00) for a fourth and final one-year renewal term which will begin immediately upon the expiration of the Third Renewal and will end on March 21, 2027.
2. Exhibit 1 of the Original Agreement is replaced in its entirety with the attached "Exhibit 1-A – Estimated Annual Quantities."
3. Exhibit 2 of the Original Agreement, as amended, is replaced in its entirety with the attached "Exhibit 2 – Physical Addresses for Locations."

4. All other terms of the Original Agreement, as amended, not inconsistent with this Fourth Renewal shall apply. Except as expressly modified by this Fourth Renewal, the Original Agreement as amended remains unchanged and in full force and effect, subject to its terms.

5. This Fourth Renewal is effective upon the date of the final signature below.

6. This Fourth Renewal may be executed in two or more counterparts, each of which shall be deemed an original, but all of which together shall constitute one and the same instrument.

[signature page to follow]

CHAMELEON INDUSTRIES, INC	**CITY OF GEORGETOWN**
By: _____	By: _____
Printed Name: Jason L Garza	Printed Name: _____
Title: General Manager	Title: _____
Date: 13 Feb 2026	Date: _____

City of Georgetown, Texas
City Council
March 10, 2026

SUBJECT:
Electric Service Agreement with ZT Systems

SUGGESTED ACTION:
Consideration and possible action to approve a Resolution authorizing the City Manager to approve an amended Electric Service Agreement between ZT Systems and the City of Georgetown -- Jack Daly, Electric Chief Business Officer

ITEM SUMMARY:
This item authorizes the City Manager to approve an amended Electric Service Agreement between the City of Georgetown and ZT Systems. The amended agreement addresses risks associated with serving this large-load customer, defines service requirements, and establishes provisions for anticipated future growth.

FINANCIAL IMPACT:
This agreement ensures recovery of both upfront and ongoing costs associated with serving ZT Systems.

SUBMITTED BY:
Rene Bywater-Barajas, Electric Department

ATTACHMENTS:
ZT ESA Amendment Resolution.pdf

RESOLUTION NO. _____

A RESOLUTION OF THE CITY COUNCIL OF THE CITY OF GEORGETOWN, TEXAS, AUTHORIZING THE CITY MANAGER TO NEGOTIATE AND EXECUTE THE AMENDED AGREEMENT FOR ELECTRIC SERVICE WITH ZT GROUP INT'L, INC.; REPEALING CONFLICTING RESOLUTIONS; AND ESTABLISHING AN EFFECTIVE DATE.

WHEREAS, the City of Georgetown (the "City") and ZT Group Int'l, Inc. ("Customer") entered into that certain Agreement for Electric Service, dated September 10, 2024 (the "Agreement"); and

WHEREAS, the City and Customer desire to amend the Agreement (the "Amendment") in certain respects; and

WHEREAS, pursuant to the Memorandum of Understanding dated April 22, 2025, the City and Customer agreed to certain electric infrastructure improvements to support the Customer's requested increase in electric capacity at its design and manufacturing facility in Georgetown, Texas; and

WHEREAS, the City and Customer desire to enter into an Amendment to the Agreement for Electric Service to govern the provision of electric service to the Customer.

NOW THEREFORE BE IT RESOLVED BY THE CITY COUNCIL OF THE CITY OF GEORGETOWN TEXAS:

Section 1. The meeting at which this resolution was approved was conducted in compliance with the Texas Open Meetings Act, Texas Government Code, Chapter 551.

Section 2. The facts and recitations contained in the preamble of this resolution are hereby found and declared to be true and correct and are incorporated by reference herein and expressly made a part hereof, as if copied verbatim.

Section 3. The City Manager is hereby authorized to execute the Amendment to the Agreement for Electric Service and any other documents and instruments necessary or appropriate to carry out the terms of the amended Agreement for Electric Service, and to do all such other acts as in the opinion of the City Manager may be necessary or appropriate to carry out the purposes and intent herein.

Section 4. All resolutions that conflict with the provisions of this resolution are hereby repealed, and all other resolutions of the City not in conflict with the provisions of this resolution shall remain in full force and effect.

Section 5. If any provision of this resolution, or application thereof, to any person or circumstance, shall be held invalid, such invalidity shall not affect the other provisions, or

application thereof, of this resolution, which can be given effect without the invalid provision or application, and to this end the provisions of this resolution are hereby declared to be severable.

Section 6. The Mayor is hereby authorized to sign this resolution and the City Secretary to attest. This resolution shall become effective and be in full force and effect immediately in accordance with the provisions of the City Charter of the City of Georgetown.

PASSED AND APPROVED on the _____ day of _____, 2026

ATTEST:

_____
Robyn Densmore, City Secretary

CITY OF GEORGETOWN, TEXAS

By: _____
Josh Schroeder, Mayor

APPROVED AS TO FORM:

_____
Skye Masson, City Attorney

City of Georgetown, Texas
City Council
March 10, 2026

SUBJECT:
Purchase a Vermeer Vac Trailer

SUGGESTED ACTION:
Consideration and possible action to approve the purchase of a Vermeer LP573 vac trailer from Vermeer Texas-Louisiana under Buy Board contract# 787-25 for an amount not to exceed $101,684.00 -- Scott Parker, Fleet Services Manager

ITEM SUMMARY:
This truck will be used by the water department for maintenance and repairs of city infrastructure. This trailer was approved as a new addition in the FY26 budget. The vehicle is quoted under Buy Board contract# 787-25. Buy Board is a cooperative contract that results in competitive pricing for vehicles.

FINANCIAL IMPACT:
The purchase of this truck was approved in the FY26 budget. The amount for this purchase is not to exceed $101,684.00.

SUBMITTED BY:
Aaron St Pierre, Finance/Purchasing

ATTACHMENTS:
Q03247 Vermeer Quote.PDF

Vermeer Texas-Louisiana

Vermeer Texas-Louisiana
1945 Louis Henna Blvd
Round Rock, TX 78664
Ph: (512) 244-0505
vermeertexas.com

Please remit to:
Vermeer Texas-Louisiana
PO Box 227283
Dallas, TX 75222-7283

Ship To: IN STORE PICKUP

Invoice To: CITY OF GEORGETOWN
PO BOX 409
GEORGETOWN TX 78627-0409

Branch		
04 - ROUND ROCK		
Date: 02/17/2026	Time: 9:35:41 (O)	Page: 1
Account No: GEORG017	Phone No: 5129303652	Est No: 04 Q03247
Ship Via:	Purchase Order: QUOTE	
Tax ID No:	DNM	
TYLER BROWN	Salesperson: 711	

EQUIPMENT QUOTE - NOT AN INVOICE

Description ** Q U O T E ** EXPIRY DATE: 03/19/2026 Amount

New VERMEER LP SD Traile LP573SDT 101684.00
****INCLUDING THE FOLLOWING OPTIONS****
*500 GAL SPOIL TANK
*12K GVWR
*2X100 GAL WTR TANKS
*1,000 CFM
*YANMAR 49 HP EFI DIESEL ENGINE
*HYDRAULIC JACK
*4 HOSE AND TOOLING
*STRONG ARM FOR LPSD TRAILER
*SHT PACKAGE (UNDER TANK STORAGE INCLUDES 2X15' SUCTION
HOSES WITH CAMLOCK FITTINGS)
****PRICE INCLUDES FREIGHT, PREP, DELIVERY AND TRAINING*****

Subtotal: 101684.00
Quote Total: 101684.00

Authorization: _____
*****BUY BOARD CONTRACT NUMBER 787-25*******
*****BUY BOARD DISCOUNT APPLIED TO SALE****

Potential new tariffs may increase the cost of goods.

Thank You For Your Business!

City of Georgetown, Texas
City Council
March 10, 2026

SUBJECT:
Purchase of Police Department Annual Ammunition

SUGGESTED ACTION:
Consideration and possible action to approve the award of an Invitation to Bid #202603 and enter into a contract with SSD International Inc., to provide different type/caliber ammunition in a not-to-exceed amount of $72,000.00 for the first year and four (4) possible one (1) year renewals for 5 years total, on the same terms and conditions -- Cory J. Tchida, Chief of Police

ITEM SUMMARY:
This agenda item covers the Police Department's annual ammunition purchases for FY 25/26. Historically we have purchased our ammunition from GT Distributors with whom we have had a long relationship. Our preferred ammunition brand, Hornady, terminated their relationship with GT forcing the Department to find another vendor who sells Hornady. This item would allow us to make purchases from the new vendor as part of a multi-year contract.

FINANCIAL IMPACT:
FY 25/26 NTE of $72,2224

SUBMITTED BY:
Cory Tchida, Police Department

ATTACHMENTS:
ITB 202603 Ammunition SSD International.pdf

INVITATION TO BID
No. 202603
For
Ammunition

Issued: October 12, 2025

Issued By:
City of Georgetown
Purchasing Department
510 W. 9th Street
Georgetown, TX 78627

Responses Due: 2PM, November 11, 2025

TABLE OF CONTENTS

I. **INTRODUCTION** 3

II. **DEFINITIONS** 4

III. **INSTRUCTIONS TO BIDDERS** 5

IV. **STANDARD TERMS AND CONDITIONS** 6

V. **SPECIAL TERMS AND CONDITIONS** 18

VI. **SPECIFICATIONS** 22

VII. **QUOTATION FORM** 26

VIII. **CERTIFICATION AND ACKNOWLEDGMENTS** 28

IX. **INSURANCE REQUIREMENTS** ..... EXHIBIT A

X. **PART LIST** ..... EXHIBIT B

XI. **BIDDERS INFORMATION FORM** ..... EXHIBIT C

XII. **REFERENCE FORM** ..... EXHIBIT D

I. INTRODUCTION

Bids are solicited from qualified Successful Bidders to provide Ammunition on an as needed basis. With the Following definitions, terms and conditions of bidding.

A. NOTICE

Sealed bids are due at **2:00 p.m. on November 11, 2025,** after which time all qualified bids will be opened and publicly read aloud.

B. RECEIPT OF BIDS

Electronic Sealed Bids. Electronic Sealed Bids shall be submitted through the City's web site at: Georgetown eBid System. All interested Bidders are required to register as a "supplier" on the City's E-bid System at the above web address and clicking on "Supplier Registration". Registration provides automatic access to the solicitation and its documents (specifications, attachments, exhibits), and for any changes to the solicitation including change(s) to the submission time and date.

Electronic Bids shall be uploaded in the E-bid system and electronically submitted.

Electronic Bids must be received prior to the time and date specified in the City's E-bid System.; the Bidder shall ensure that the Bid was properly uploaded and submitted in the System. The time Bids are received shall be determined by the electronic clock in the City's E-bid System.

NOTE: Bid opportunities are posted and available to download on the City of Georgetown's On-Line Bidding System at https://gtowntx.ionwave.net/SourcingEvents.aspx?SourceType=1

Successful Bidders may receive notice of bids from the City of Georgetown from a variety of channels. Approved methods of dissemination include the City of Georgetown website or the City of Georgetown Purchasing Office. The receipt of solicitations through any other means may result in the receipt of incomplete specifications or addenda which could ultimately render your bid non-compliant. City of Georgetown accepts no responsibility for the receipt or notification of solicitations through any other source.

C. QUESTIONS AND INQUIRIES

Questions and inquiries about this Solicitation shall be submitted through the City's e bid system or in writing to the following individual:

Veronica Ferriz
Purchasing Department
Veronica.ferriz@georgetowntexas.gov
The deadline for written questions is **October 22, 2025, at 5:00 p.m.**

D. SCHEDULE OF IMPORTANT DATES

The tentative schedule for this Solicitation is as follows:

Release ITB to Bidders		**October 12, 2025**
Deadline for Questions and Inquiries	**5PM CST**	**October 22, 2025**
ITB Due Date	**2PM CST**	**November 11, 2025**
Earliest Award by City		**November 2025**

The City reserves the right to modify these dates. Please refer to the online IonWave solicitation for Microsoft Teams meeting details for the bid closing.

E. AWARD OF BID

The City shall award the bid to the Bidder whose Bid is determined to be best value

1.- The reputation of the bidder and of the bidder's goods or services;
2.- The extent to which the goods or services meet the municipality's needs;
3.- The bidder's past relationship with the municipality;

II. DEFINITIONS

The following definitions shall apply in this solicitation:

A. AGREEMENT/CONTRACT

A mutually binding legal document obligating the Successful Bidder to furnish the goods specified within this solicitation and obliging the City to pay for the goods as specified.

B. BID/RESPONSE/OFFER/QUOTATION

A complete, properly signed response to this solicitation that, if accepted, would bind the Respondent to perform the resulting contract.

C. BIDDER/RESPONDENT/OFFERER

The entity or individual submitting a bid to the City to provide the goods or services specified herein.

D. CITY

The City of Georgetown, located in Williamson County, Texas.

E. CITY COUNCIL

The elected officials of the City of Georgetown, Texas given the authority to exercise such powers and jurisdiction of all City business as conferred by the City Charter and State Constitution and Laws

F. E-BID SYSTEM

The City's electronic bidding system. This is a web-based system that provides all solicitation documents electronically to potential Bidders and allows interested Bidders to submit Bids in response to solicitation documents. The term "e-bid" and/or "electronic bid" means the Bidder's electronic bid submitted to the City by way of the E-bid system. The terms "electronic bid" or "e-bid" are used inter-changeably to describe the above invitation for bid process to submit an authorized bid to the City in response to this Invitation to Bid

G. GOODS

Materials, supplies, commodities, and/or equipment.

H. PIGGYBACK CONTRACT

A contract or agreement that has been competitively bid in accordance with State of Texas statutes, rules, policies, and procedures and has been extended for the use of state and local agencies that have entered (or will) into an Interlocal Agreement with the City.

I. PURCHASE ORDER

A purchase order (PO) is a document issued to a specific Successful Bidder by Purchasing staff setting forth the descriptions, quantities, prices, discounts, payment terms, date of performance or shipment, and other related terms and conditions. **Acceptance of a purchase order by a Successful Bidder forms an agreement between the buyer and seller, and no agreement exists until the purchase order is accepted.** A purchase order records the financial obligation of the City to pay for goods or services properly received; therefore, a purchase order is also required for all contracts with an expenditure of funds entered by the City Manager or City Council.

J. SOLICITATION/INVITATION TO BID

This Solicitation document issued by the City containing terms, conditions, and specifications for the goods or services to be procured.

K. SUCCESSFUL BIDDER

The Bidder awarded the contract to provide goods or equipment to the City as fulfillment of obligations arising from this Solicitation.

III. INSTRUCTIONS TO BIDERS

Qualified bidders interested in responding to this Solicitation must submit the following information as part of their bid response. Failure to provide any information requested in this Solicitation may result in disqualification of the bid response.

A. FORMS

All Responses must be submitted on the form(s) provided by the City and accompanied by all required attachments. All figures must be written in ink or typewritten. Mistakes may be crossed out, corrections inserted adjacent thereto and initiated in ink by the person certifying the bid.

B. CERTIFICATION

This Solicitation includes a certification page. Respondent must:

1. Furnish complete name, mailing address, telephone number and email of the individual duly authorized to execute contractual documents on behalf of the Respondent.
2. Furnish name of individual(s), along with respective telephone numbers and email addresses, who will be responsible for answering all questions.
3. Certify that they have not conspired with any other potential Respondents in any manner to attempt to control competitive pricing.
4. Certify that they are duly qualified, capable, and otherwise bondable business entity not in receivership or contemplating same and has not filed bankruptcy.

C. DISCLOSURE OF CONFLICT OF INTEREST

Effective January 1, 2006, Chapter 176 of the Texas Local Government Code (House Bill 914) requires that any Bidder or person considering doing business with a local government entity disclose the Bidder or person's affiliation or business relationship that might cause a conflict of interest with a local government entity. The Conflict-of-Interest Questionnaire form is available from the Texas Ethics Commission at www.ethics.state.tx.us. Any completed Conflict of Interest Questionnaires shall be

submitted to the City.

Any attempt to intentionally or unintentionally conceal or obfuscate a conflict of interest may automatically result in the disqualification of the Bidder's offer.

D. DISCLOSURE OF INTERESTED PARTIES

Contracting hereunder may require compliance with §2252.908 Texas Government Code/Disclosure of Interested Parties for contracts that (1) require an action or vote by the City Council before the contract may be signed; or (2) has a value of at least $1 million. The law provides that a governmental entity may not enter into certain contracts with a business entity unless the business entity submits a disclosure of interested parties to the governmental entity at the time the business entity submits the signed contract to the governmental entity or state agency.

The process as implemented by the Texas Ethics Commission ("TEC") is as follows:

1. The disclosure of interested parties must be performed using the Texas Ethics Commission's electronic filing application listing each interested party of which the business entity is aware on Form 1295, obtaining a certification of filing number for this form from the TEC, and printing a copy of it to submit to the City.
2. The copy of Form 1295 submitted to the City must be notarized and contain the unique certification number from the TEC. The form must be filed with the City pursuant to
   §2252.908 Texas Government Code, "at the time the business entity submits the signed contract" to the City.

The City, in turn, will submit a copy of the disclosure form to the TEC not later than the 30th day after the date the City receives the disclosure of interested parties from the business entity.

E. EXCEPTIONS

Any deviations from terms, conditions, or specifications contained herein must be clearly indicated in the Response to this Solicitation in writing. Any deviations or exceptions are subject to review by the City and may deem the Response disqualified or non-responsive. If no exceptions are stated, it will be understood that all general terms and conditions and specific requirements will be complied with, without exception.

F. BID LITERATURE

Respondents must submit with their bid the latest printed literature and detailed specifications on equipment or material the Bidder proposes to furnish. Any catalog, brand name, or manufacturer's reference used is considered to be descriptive, not restrictive, and is indicative of the type and quality the City desires to purchase.

IV. STANDARD TERMS AND CONDITIONS

A. ACCEPTANCE

Upon acceptance and approval by the City Council, or their designee, this solicitation and the selected bid effects a working contract between the City and the Successful bidder. A City of Georgetown Purchase Order is required prior to the delivery of any goods or

services provided to the City.

B. ABSENCE OF PURCHASE ORDER OR AGREEMENT

The City is not responsible for delivery of any commodities, equipment, or services without a proper Purchase Order.

C. ADDENDA

If it becomes necessary to revise any part of this Invitation to Bid prior to the due date and time, a written addendum will be provided to all Bidders. The City is not bound by any oral representations, clarifications, or changes made in the written specification by the City's employees, unless such clarification of change is provided to Bidders in written addendum form from the Purchasing Department.

Addenda will be transmitted by electronic means to all registered Bidders in the City's E-bid system that are known to have downloaded a copy of the bid documents and specifications from the City's E-bid system.

However, it shall be the sole responsibility of the Bidder to verify issuance of any addenda and to check all avenues of document availability prior to the opening date and time. Bidder shall provide written acknowledgment of all addenda.

D. ADVERTISING AND PUBLICITY

Bidder shall not advertise or otherwise publicize, without the City's prior written consent, the fact that the City has entered into the Agreement, except to the extent required by applicable law.

E. ASSIGNMENTS

The Agreement shall be binding upon and inure to the benefit of the City and the Bidder, and their respective successors and assignees, provided however, that no right or interest in the Agreement shall be assigned and no obligation shall be delegated by the Bidder without the prior written consent of the City. Any attempted assignment or delegation by the Bidder shall be void unless made in conformity with this Paragraph. The Agreement is not intended to confer any rights or benefits on any person, firm or entity not a party hereto; it being the intention of the parties that there be no third-party beneficiaries to the Agreement.

F. BUSINESS PRACTICES

Minority business enterprises and/or historically underutilized businesses will be afforded full opportunity to submit bids in response to this invitation and will not be discriminated against on the grounds of race, color, creed, sex, national origin, or any protected class in consideration for an award.

G. CANCELLATION OR TERMINATION

1. **Termination For Cause**:
   In the event of default by the Bidder, the City shall have the right to terminate the Agreement for cause, by written notice effective ten (10) calendar days, unless otherwise specified, after the date of such notice, unless the Bidder, within such ten (10) day period cures such default or provides evidence sufficient to prove to the City's satisfaction that such default does not, in fact, exist.

In addition to any other remedies available under law or in equity, the City shall be entitled to recover all actual damages, costs, losses and expenses incurred by the City as a result of the Bidder's default, including without limitation, cost of cover, reasonable attorneys' fees, court costs and prejudgment and post-judgment interest at the maximum lawful rate.

Additionally, in the event of default by the Bidder, the City may remove the Bidder from the City's Bidder List and any Offer submitted by the Bidder may be disqualified for up to three (3) years. All rights and remedies under the Agreement are cumulative and not exclusive of any other right or remedy provided by law.

2. Termination Without Cause:

The City shall have the right to terminate the Agreement, in whole or in part, without cause any time upon thirty (30) calendar days priorly written notice. Upon receipt of a notice of termination, the Bidder shall promptly cease all further work pursuant to the Agreement, with such exceptions, if any, specified in the notice of termination. The City shall pay the Bidder, to the extent of funds appropriated or otherwise legally available for such purposes, for all goods delivered and obligations incurred prior to the date of termination in accordance with the terms hereof.

3. Non-Appropriation:

The resulting Agreement is a commitment of the City's current revenues only. It is understood and agreed that the City shall have the right to terminate the Agreement if, for any reason, funds are not appropriated to continue this Agreement.

4. Cancellation:

The City reserves the right to cancel the Agreement for default for all or any part of the delivered portion of the deliverables if the Bidder breaches any term hereof including warranties or becomes insolvent or commits acts of bankruptcy. Such right to cancellation is in addition to and not in lieu of any remedies which the City may have in law or in equity.

H. CLAIMS

If a claim, demand, suit, or other action is asserted against the Bidder which arises under or concerns the Agreement, or which could have a material adverse effect on the Bidder's ability to perform thereunder, the Bidder shall give written notice to the City within ten (10) calendar days after receipt of notice by the Bidder. Such notice to the City shall state the date of notification of any such claim, demand, suit, or other action; the names and address of the claimant(s); the basis thereof; and the name of each person against whom such claim is asserted. Such notice shall be delivered to the Purchasing Department as set forth below and to the City Attorney at PO Box 409, Georgetown, TX 78627.

I. CODES, PERMITS, LICENSES

Bidder shall comply with all federal, state, and local standards, codes, and ordinances, as well as other authorities that have jurisdiction pertaining to equipment and materials used and their application. None of the terms or provisions of the specification shall be construed as waiving any rules, regulations, or requirements of these authorities. Bidder shall be responsible for obtaining all necessary permits, certificates and/or licenses to

fulfill contractual obligations to the City.

J. COLLUSION

Advanced disclosures of any information to any Bidder which gives that particular Bidder any advantage over any other interested Bidder in advance of the opening of bids, whether in response to advertising or an informal request for bids, made or permitted by a member of the governing body or an employee or representative thereof, will cause to void all responses to that particular bid solicitation or request.

K. COMMUNICATION

To ensure the proper and fair evaluation of this bid, the City prohibits ex parte communication (e.g., unsolicited) initiated by the Bidder to the City Official or Employee evaluating or considering the Responses prior to the time an award has been made. Communication between Bidder and the City will be initiated by the appropriate City Official or Employee to obtain information or clarification needed to develop a proper and accurate evaluation of the Bid. Ex parte communication may be grounds for disqualifying the offending Bidder from consideration or award of the Bid then in evaluation, or any future Solicitation. Unless otherwise specified, all requests for clarification or questions regarding a Solicitation must be directed to the City of Georgetown Purchasing Office, 510 W. 9th Street, Georgetown, TX 78626, 512-930-8141, purchasing@georgetown.org.

L. CONFIDENTIALITY

In order to provide the deliverables to the City, Bidder may require access to certain of the City's and/or its licensors' confidential information including, but not limited to, inventions, employee information, trade secrets, confidential know-how, confidential business information and other information which the City or its licensors consider confidential (collectively, "Confidential Information"). Bidder acknowledges and agrees that Confidential Information is the valuable property of the City and/or its licensors, and any unauthorized use, disclosure, dissemination, or other release of the Confidential Information will substantially injure the City and/or its licensors. The Bidder (including its employees, sub successful bidders, agents or representatives) agrees that it will maintain the Confidential Information in strict confident and shall not disclose, disseminate, copy, divulge, recreate or otherwise use the Confidential Information without the prior written consent of the City, or in a manner not expressly permitted under this Agreement, unless the Confidential Information is required to be disclosed by law or as a result of an order of any court or other governmental authority with proper jurisdiction, provided the Bidder promptly notifies the City prior to disclosing such information so as to permit the City reasonable time to seek an appropriate protective order. The Bidder agrees to use protective measures no less stringent than the Bidder uses within its own business to protect its own most valuable information, which protective measures shall under all circumstances be at least reasonable measures to ensure the continued confidentiality of the Confidential Information.

M. DEFAULT

Bidder shall be in default under the Agreement if the Bidder (a) fails to fully, timely and faithfully perform any of its material obligations under the Agreement, (b) fails to fully, timely and faithfully perform any of its material obligations under any agreement Bidder

has with the City, (c) fails to timely pay any fees or taxes owed to the City, (d) becomes insolvent or seeks relief under the bankruptcy laws of the United States, or (e) makes a material misrepresentation in Bidder's bid, or in any report or deliverable required to be submitted by Bidder to the City.

A Bidder who abandons or defaults the work on the Agreement and causes the City to purchase the goods or services elsewhere may be charged the difference in cost of the goods or service if any and may not be considered in the re-advertisement of the service and may be rejected as an irresponsible bidder and not considered in future Solicitations for the same type of service unless the scope of work is significantly modified.

N. DELAYS

The City may delay scheduled delivery or other due dates by written notice to the Bidder if the City deems it is in its best interest. If such delay causes an increase in the cost of the work under the Agreement, the City and the Bidder shall negotiate an equitable adjustment for costs incurred by the Bidder in the Agreement price and execute an amendment to the Agreement. The Bidder must assert its right to an adjustment within ten (10) calendar days from the date of receipt of the notice of delay. Failure to agree on any adjusted price shall be handled under the Dispute Resolution Process specified herein. However, nothing in this provision shall excuse the Bidder from delaying the delivery as notified.

O. DISCLOSURE OF PENDING LITIGATION:

Each Bidder shall include in its bid a complete disclosure of any material civil or criminal litigation or pending investigation which involves the Respondent or in which the Respondent has been judged guilty.

P. DISPUTE RESOLUTION

If either the Bidder or the City has a claim, dispute, or other matter in question for breach of duty, obligations, services rendered or any warranty that arises under this Agreement, the parties shall first attempt to resolve the matter through this dispute resolution process. The disputing party shall notify the other party in writing as soon as practicable after discovering the claim, dispute, or breach. The notice shall state the nature of the dispute and list the party's specific reasons for such dispute. Within ten (10) business days of receipt of the notice, both parties shall make a good faith effort, in person or through generally accepted means, to resolve any claim, dispute, breach or other matter in question that may arise out of, or in connection with, this Agreement. If the parties fail to resolve the dispute within sixty (60) days of the date of receipt of the notice of the dispute, then the parties may submit the matter to non-binding mediation upon written consent of authorized representatives of both parties in accordance with the Arbitration Rules of the American Arbitration Association or other applicable rules governing mediation then in effect. If the parties cannot resolve the dispute through mediation, then either party shall have the right to exercise all remedies available under law regarding the dispute.

Q. FORCE MAJEURE

Neither party shall be liable for any default or delay in the performance of its obligations under this Agreement if, while and to the extent such default or delay is caused by acts of God, fire, riots, civil commotion, labor disruptions, sabotage, sovereign conduct, or any

other cause beyond reasonable control. In the event of default or delay in performance due to any of the foregoing causes, then the time for completion of the services will be extended; provided, however, in such an event, a conference will be held within three (3) business days to establish a mutually agreeable period of time reasonably necessary to overcome the effect of such failure to perform.

R. FRAUD

Fraudulent statements by the Bidder on any bid or in any report or deliverable required to be submitted by the Bidder to the City shall be grounds for termination of the Agreement for cause by the City and may result in legal action.

S. GRATUITIES

The City may, by written notice to the Bidder, cancel the Agreement without liability if it is determined by the City that gratuities were offered or given by the Bidder or any agent or representative of the Bidder to any officer or employee of the City with the intent of securing the Agreement or securing favorable treatment with respect to awarding or amending or the making of any determinations with respect to performance of the Agreement. In the event the Agreement is cancelled by the City pursuant to this Section, the City shall be entitled, in addition to any other rights and remedies, to recover the benefits or payments to the Bidder, as a result of the gratuities.

T. INDEPENDENT SUCCESSFUL BIDDER

Nothing in this bid is intended to be construed as creating an employer/employee relationship, a partnership or joint venture. The Bidder's services shall be those of an independent successful bidder. The Bidder agrees and understands that the Agreement does not grant any rights or privileges established for employees of the City. Bidder shall not be within protection or coverage of the City's Worker Compensation Insurance, Health Insurance, Liability Insurance, or any other insurance that the City, from time to time, may have in force.

U. INDEMNITY

BIDDER SHALL DEFEND, INDEMNIFY AND HOLD HARMLESS THE CITY, ITS OFFICERS, AGENTS, SERVANTS AND EMPLOYEES FROM AND AGAINST ANY AND ALL SUITS, ACTIONS, LEGAL PROCEEDINGS, CAUSES OF ACTION, CLAIMS, DEMANDS, DAMAGES, JUDGMENTS, LOSSES, LIENS, COSTS, EXPENSES, ATTORNEYS' FEES AND ANY AND ALL OTHER COSTS, FEES AND/OR CLAIMS OF ANY KIND OR DESCRIPTION ARISING OUT OF, IN CONNECTION WITH OR RESULTING FROM THE AGREEMENT OR THE GOODS OR SERVICES PROVIDED UNDER THE AGREEMENT. IF THE BIDDER AND THE CITY ARE CONCURRENTLY NEGLIGENT, EACH PARTY'S LIABILITY SHALL BE LIMITED TO THAT PORTION OF NEGLIGENCE ATTRIBUTABLE TO IT AS DETERMINED UNDER THE APPLICABLE PROPORTIONATE RESPONSIBILITY RULES OF THE STATE OF TEXAS.

V. INFRINGEMENT

Bidder represents and warrants to the City that: (a) Bidder shall provide the City good and indefeasible title to the deliverables and (b) the deliverables supplied by the Bidder in accordance with the specifications of the Agreement shall not infringe, directly or contributory, any patent, trademark, copyright, trade secret or any other intellectual property right of any kind of any third party; that no claims have been made by an person or entity with respect to the ownership or operation of the deliverables and the Bidder does not know of any basis for any such claims.

Bidder shall, at its sole expense, defend, indemnify, and hold the City harmless from and against all liability, damages and costs (including court costs and reasonable fees of attorneys and other professionals) arising out of or resulting from:

(a) any claim that the City's exercise anywhere in the world of the rights associated with the City's ownership, and if applicable, license rights, and its use of the deliverable infringes the intellectual property rights of any third party; or (b) Bidder's breach of any of the Bidder's representations or warranties stated in this Agreement. In the event of any such claim, the City shall have the right to monitor such claim or, at its option, engage its own separate counsel to act as co-counsel on the City's behalf. Further, Bidder agrees that the City's specifications regarding the deliverables shall in no way diminish Bidder's warranties or obligations under this Paragraph, and the City makes no warranty that the products, development, or delivery of such deliverables will not impact such warranties of Bidder.

W. INSURANCE REQUIREMENTS

The Successful bidder shall obtain and maintain during the term of the Agreement the City's insurance requirements are provided in Exhibit A.

AA. INTERLOCAL AGREEMENT

Other governmental entities may be extended the opportunity to purchase from Solicitations awarded by the City, with the consent and agreement of the successful Bidder(s) and the City. Such consent and agreement shall be conclusively inferred from lack of exception to this clause in Bidder's Response. However, all parties indicate their understanding, and all parties hereby expressly agree that the City is not an agent of, partner to or representative of those outside agencies or entities and that the City is not obligated or liable for any action or debts that arise out of such independently negotiated piggyback procurements.

BB. INTERPRETATION

The Agreement is intended by both parties as the final, complete, and exclusive statement of the terms of their Agreement. No course of prior dealing between the parties or course of performance or usage of the trade shall be relevant to supplement or explain any term used in the Agreement. Although the Agreement may have been substantially drafted by one party, it is the intent of the parties that all provisions be construed in a manner fair to both parties, reading no provision more strictly against one party of the other. Whenever a term defined by the Uniform Commercial Code (the "UCC"), as enacted by the State of Texas, is used in the Agreement, the UCC definition shall control unless otherwise defined in the Agreement.

CC. INVALIDITY

The invalidity, illegality, or unenforceability of any provision of this Agreement shall in no way affect the validity or enforceability of any other portion or provision of the Agreement. Any void provision shall be deemed severed from the Agreement and the balance of the Agreement shall be construed and enforced as if the Agreement did not contain the particular portion or provision held to be void. The parties further agree to reform the Agreement to replace the stricken provision with a valid provision that comes as close as possible to the intent of the stricken provision. The provisions of this section shall not prevent the entire Agreement from being void should a provision which is the essence of the Agreement be determined to be void.

DD. LIABILITY

Any person, firm or corporation party to this Agreement or Purchase Order shall be liable for all damages incurred while in the performance of the Agreement.

Bidder assumes full responsibility for the terms contained herein and hereby releases, relinquishes, and discharges the City, its officers, agents and employees from all claims, demands and causes of action of any nature including the cost of defense thereof, for any injury to, including death of, any person whether that person be a third party, supplier or an employee of either of the parties hereto, and any loss of or damage to property, whether the same be that of either of the parties, caused by or alleged to have been caused by, arising out of or in connection with the issuance of the Agreement or Purchase Order to the Bidder and the negligence of the Bidder, whether or not said claims, demands and causes of action in whole or in part are covered by insurance. Certificates of insurance may be required for, but not limited to, Commercial General Liability, Business Auto Liability, Workers Compensation and Professional Liability Insurance.

EE. LIENS

Bidder shall defend, indemnify, and hold the City harmless from and against any and all liens and encumbrances for all goods and equipment provided under this Agreement. At the City's request, the Bidder or its sub-successful bidders shall provide a proper release of all liens or satisfactory evidence of freedom from liens shall be delivered to the City.

FF. MANAGEMENT

Should there be a change in ownership or management, the Agreement may be canceled unless a mutual Agreement is reached with the new owner to continue the Agreement with its present terms, conditions, and pricing. The Agreement is nontransferable by either party.

GG. NOTICES

Unless otherwise specified, all notices, requests or other communications required or appropriate to be given under the Agreement shall be in writing and deemed delivered three (3) business days after postmarked if sent by US Postal Service Certified or Registered Mail, Return Receipt Requested. Notices delivered by other means shall be deemed delivered upon receipt by the addressee. Routine communications may be made by first class mail, fax, or other commercially accepted means. Notices to the Bidder shall be sent to the address specified in the Bidder's bid or at such other address as a party may notify the other in writing. Notices to the City shall be addressed to: City of Georgetown, Purchasing Office, PO Box 409, Georgetown, TX 78627 and marked to the attention of the Buyer.

HH. OVERCHARGES

Bidder hereby assigns to the City all claims for overcharges associated with this Agreement which arise under the antitrust laws of the United States, 15 USCA Section 1 et seq., and/or which arise under the antitrust laws of the State of Texas, *Business and Commerce Code Ann.*, Section 15.01, et seq.

II. PAYMENT TERMS

1. Tax Exempt Status:

The City is exempt from all federal excise, state and local taxes unless otherwise stated in this document. The City claims exemption from all sales and/or use taxes under Texas Tax Code §151.309, as amended. Texas Limited Sales Tax Exemption Certificates are furnished upon request. Bidder will not charge for such taxes. If billed, the City will not remit payment until a corrected invoice is received.

2. Invoicing Requirements:

Unless otherwise specified, all invoices shall be submitted to City of Georgetown, Accounts Payable, PO Box 409, Georgetown, TX 78627, and issued as required by the Purchase Order or Agreement. Each invoice must reference the unique Purchase Order number and include the Bidder's complete name and remit to address.
If applicable, transportation and delivery charges must be itemized on each invoice. A copy of the bill of lading and the freight waybill must be submitted with the invoice if applicable.

3. Payments by Electronic Funds Transfer:

In an effort to expedite Bidder payments and improve efficiency by eliminating paper checks, the City of Georgetown's preferred method is to send payments electronically via Automated Clearing House (ACH). If the Bidder would like to receive payments electronically, the Bidder may request an ACH Form from Accounts Payable at AP@Georgetown.org.

4. Payment Terms:

All payments will be processed in accordance with Texas Prompt Payment Act, *Texas Government Code*, Subtitle F, Chapter 2251. The City will pay Bidder within thirty days after acceptance of goods, supplies, materials, equipment, or the day of performance of services was completed, or the day of receipt of a correct invoice for goods, supplies, materials, equipment or services, whichever is later. The Bidder may charge a late fee (fee shall not be greater than that permitted under the Texas Prompt Payment Act) for payments not made in accordance with this prompt payment policy; however, the policy does not apply to payments made by the City in the event: (a) there is a bona fide dispute between the City and Bidder concerning the goods, supplies, materials, equipment delivered, or the services performed, that causes the payment to be late; (b) the terms of a federal agreement, grant, regulation or statute prevents the City from making a timely payment with Federal funds; (c) there is a bona fide dispute between the Bidder and a sub successful bidder and its suppliers concerning goods, supplies, material or equipment delivered, which caused the payment to be late; or (d) the invoice is not mailed to the City in strict accordance with instructions on the Purchase Order or Agreement, or other such contractual agreement.

5. Right To Audit:

The Bidder agrees that the representatives of the City shall have access to, and the rights to audit, examine, or reproduce all records of the Bidder related to the performance under this Agreement. The Bidder shall retain all such records for a

period of four (4) years after final payment on this Agreement or until all audit and litigation matters that the City has brought to the attention of the Bidder are resolved, whichever is longer. The Bidder agrees to refund to the City any overpayments disclosed by any such audit.

6. Firm Pricing:

The price shall remain firm for the duration of the Purchase Order or Contract, or extension periods. No separate line-item charges shall be permitted for either bidding or invoice purposes, which shall include equipment rental, demurrage, fuel surcharges, delivery charges, and costs associated with obtaining permits or any other extraneous charges.

Bidder further certifies that the prices in the bid have been arrived at independently without consultation, communication, or agreement for the purpose of restricting competition, as to any matter relating to such fees with any other firm or with any competitor.

7. Price Warranty:

The Bidder warrants the prices quoted are not materially higher than the Bidders' current prices on orders by others for like deliverables under similar terms of purchase. In addition to any other remedy available, the City may deduct from any amounts owed to the Bidder, or otherwise recover, any amounts paid for items materially in excess of the Bidder's current prices on orders by others for like deliverables under similar terms of purchase.

JJ. PERSONAL INTEREST

The City prohibits officers, employees, independent consultants, or elected officials of the City involved in the development, evaluation or decision-making process of this Solicitation from having a financial interest, direct or indirect, in the resulting Agreement. Any violation of this provision with the knowledge, express or implied, by the Successful bidder shall render the Agreement voidable by the City. Nevertheless, the City may obtain the equipment or service if a conflict-of-interest affidavit is filed and the Council member recuses his/herself.

KK. PRIORITY OF DOCUMENTS

In the event there are inconsistencies between the general provisions and special (or other) terms and conditions contained herein, the latter will take precedence.

LL. PROTEST PROCEDURES

1. Bidders are advised that protests of specifications, terms, conditions, or any other aspect of this solicitation, must be made prior to the bid due date. Protest of specifications and solicitation terms and conditions made after the due date and time will not be considered by the Buyer.

2. Protest of award must be made immediately, and in no event later than five (5) days after the aggrieved party knows, or should have known, the facts giving rise thereto. All protests must include the following information:

   a. The name, address, and telephone number of the protestor.

b. The signature of the protestor or protestor's representative.
c. The solicitation or contract number.
d. A detailed statement of the legal and/or factual ground of the protest.
e. The form of relief/result requested.

Protests shall be emailed or mailed to the Purchasing Department, P.O. Box 409, Georgetown, TX 78627, Attention: Buyer. Award will be made in the best interest of the City.

MM. PUBLIC INFORMATION

In accordance with the Texas Public Information act, all Responses remain confidential until award. After an award is made pursuant to this Solicitation, all responses are subject to release as public information unless the Response or specific parts of the Response can be shown to be exempt from the Texas Public Information Act. Respondents are advised to consult with their legal counsel regarding disclosure issues and take the appropriate precautions to safeguard trade secrets or any other proprietary information. The City assumes no obligation or responsibility for asserting legal arguments on behalf of potential Respondents.

If a Respondent believes that a Response or parts of a Response are confidential, then the Respondent shall so specify. The Respondent shall stamp in bold red letters the term "**CONFIDENTIAL**" on that part of the Response, which the Respondent believes to be confidential. Vague and general claims as to confidentiality shall not be accepted. All Responses and parts of Responses that are not marked as confidential will be automatically considered public information.

NN. REIMBURSEMENTS

There is no expressed or implied obligation for the City of Georgetown to reimburse responding firms for any expenses incurred in preparing bids in response to this Invitation to Bid and the City will not reimburse responding firms for these expenses, nor will the City pay any subsequent costs associated with the provision of additional information or presentation, or to procure a contract for these goods or services.

OO. RESERVATIONS

The City reserves the right to request clarification or additional information specific to any response after all Responses have been received and the Solicitation due date has passed**.** Additionally, the City reserves the right to accept or reject all or part of any Response, waive any formalities or technical inconsistencies, delete any requirement or specification from the Solicitation, or terminate the Solicitation when deemed to be in City's best interest.

PP. RESPONSES BECOME PROPERTY OF THE CITY:

Submissions received in response to a Solicitation become the sole property of the City.

QQ. RIGHT TO ASSURANCES

In the event the City, in good faith, has reason to question the intent of the Bidder to perform, the City may demand written assurances of the intent to perform. In the event no written assurance is given within the time specified, the City may treat this failure as an anticipatory repudiation of the Agreement.

RR. SEVERABILITY

The invalidity or unenforceability of any provision herein shall not affect the validity or enforceability of any other provision.

SS. SURVIVABILITY OF OBLIGATIONS

All provisions of the Agreement that impose continuing obligations on the parties, including but not limited to the warranty, indemnity, and confidentiality obligations of the parties, shall survive the expiration or termination of the Agreement.

TT. BIDDER'S OBLIGATION:

Bidder shall fully and timely provide all deliverables described in this Solicitation; Bidder's bid must be in strict accordance with the terms, covenants and conditions of the Agreement and all applicable federal, state, and local laws, rules and regulations.

UU. BIDDERS SALES TERRITORY

City waives any responsibility or liability for Respondents bidding products "outside" their authorized territory by manufacturer or product line. Any Respondent bidding outside an approved manufacturer line does so at his own risk and discretion. Respondents shall comply with all sales terms according to the original bid and Purchase Order regardless of claim or dispute with product line representatives.

VV. VENUE

This Agreement is made under and shall be governed by the laws of the State of Texas. This Agreement is fully performable in Georgetown, Texas. Venue shall be in the courts of Williamson County; Texas and the parties agree to submit to the exclusive personal jurisdiction of such courts. The foregoing, however, shall not be construed or interpreted to limit or restrict the right or the ability of the City to seek and secure injunctive relief from any competent authority as contemplated herein and does not waive the City's defense of sovereign immunity.

VV. WAIVER

No claim or right arising out of a breach of the Agreement can be discharged in whole or in part by a waiver or renunciation of the claim or right unless the waiver or renunciation is supported by consideration and is in writing signed by the aggrieved party. No waiver by either the Bidder or the City of any one or more events of default by the other party shall operate as, or be construed to be, a permanent waiver of any rights or obligations under the Agreement, or an express or implied acceptance of any other existing or future default(s), whether of similar or different character.

WW. WITHDRAWAL

Respondents may request withdrawal of a sealed bid prior to the scheduled bid opening time, provided the request for withdrawal is submitted to Purchasing in writing.

XX. WITHDRAWAL BY CITY

The City makes no guarantees or representations that any award will be made and reserves the right to cancel this solicitation for any reason, including:

1. Reject all bids received as a result of this ITB.
2. Waive or decline to waive any informality and any irregularities in any bid or responses received.

3. Withhold the award of contract(s).
4. Select Bidder(s) that provide the best value to the City.
5. Terminate the ITB process.

V. SPECIAL TERMS AND CONDITIONS

The following Special Terms and Conditions shall apply to the goods and/or services provided pursuant to this ITB.

A. TERM OF AGREEMENT

1. Original Term:

   The initial term of the agreement shall become effective from date of acceptance and approval by the City of Georgetown and shall remain in full force and effect with firm fixed prices for (1) one year.

2. Renewal Term:

   Upon completion of the term of the original agreement and upon mutual agreement of both parties, the original agreement may be renewed for up to four (4.) additional one (1) year periods [five (5) years total]. The renewal will be under the same terms and conditions as the original agreement; provided, however, that the unit prices proposed under the original agreement may, by mutual consent, be increased pursuant to any escalation/de- escalation provisions provided herein. In the event a new agreement cannot be executed at the anniversary date of the original term or any renewal term, the agreement may be renewed month-to-month until a new agreement is executed.

B. ESCALATION/DE-ESCALATION

The unit prices of all goods are firm for the initial term of the original agreement. If the option to renew for additional one-year term(s) is exercised by the City, the City may allow a unit price adjustment at the time of renewal. The successful Bidder may request unit price adjustments when correlated with the Consumer Price Index or Producer Price Index specified herein. The price index shall be the specified index as published by the Bureau of Labor Statistics, Washington, DC 20212. The baseline index shall be the index announced for the month in which Bid opened. Unit prices may be adjusted for each renewal period in accordance with the changes in the index. The allowable percent change shall be calculated by subtracting the baseline index from the index announced for the month in which the renewal option is exercised (or the most current month published by the Bureau of Labor Statistics) and dividing the result by the baseline index. The allowable percent change shall be rounded to the nearest one-hundredth of one percent and the maximum unit price adjustments permitted will be no more than five percent (5%) increase per renewal period; however, the City reserves the right to limit the unit price increases at any renewal period or at the City's discretion, approve an increase of more than five percent (5%) per renewal period. The Successful Bidder may offer price decreases in excess of the allowable percent change.

Successful Bidder(s) are required to give thirty (30) days' written notice requesting the increase. Increases will be effective on the start date of the renewal term.

C. COMMODITIES/EQUIPMENT

1. Material Safety Data Sheets:

   Under the "Hazardous Communication Act," commonly known as the "Texas Right to Know Act," a Successful Bidder must provide to the City WITH EACH DELIVERY Material Safety Data Sheets, which are applicable to hazardous substances as defined in the Act.

2. Assembly:

   Goods or equipment provided under this Agreement shall be completely assembled, adjusted, and all equipment including standard and supplemental equipment installed, and made ready for continuous operation unless otherwise specified in bid document.

3. Goods:

   Goods furnished shall be the latest improved model in current production, as offered to commercial trade, and shall be of quality workmanship and material. The Successful Bidder represents that all goods and equipment offered shall be new.

   Unless otherwise specified, used, refurbished, shopworn, demonstrator, prototype or discontinued models are not acceptable.

4. Packaging Of Deliverables:

   Successful Bidder must package deliverables in accordance with good commercial practice and should include a packing list showing the description of each item, the quantity, and the unit price. Unless otherwise provided in writing by the City, each shipping container shall be clearly and permanently marked with the Successful Bidder's name and address, and the City's name, address, and Purchase Order number. Successful Bidder shall bear all costs of packaging. Deliverables must be suitably packed to secure lowest transportation cost, conform with requirements of common carriers, and ensure safe delivery. The City's count or weight shall be final and conclusive on shipments not accompanied by packing lists.

5. Warranty:

   The goods or equipment specified shall be warranted against defects in material or workmanship for a period of not less than twelve (12) months from date of acceptance by the City. If the manufacturer's warranty exceeds twelve (12) months, then the manufacturer's warranty shall be in effect. Successful Bidder shall furnish a copy of the manufacturer's warranty at the time of delivery.

6. No Limitation of Manufacturers' Warranties:

   Successful Bidder may not limit, exclude, or disclaim any warranty provided by manufacturer.

7. Special Tools and Equipment:

   If the price stated in the Offer includes the cost of any special tooling or special test equipment fabricated or required by the Successful Bidder to fulfill the Agreement,

such special tooling and/or equipment and all process sheets associated thereto shall become the property of the City and shall be identified by the Successful Bidder as such.

D. DELIVERY

1. Delivery Terms, Transportation Charges, FOB:

   Deliverables shall be shipped at the FOB point of delivery unless otherwise specified on the Purchase Order or in the Solicitation. The Successful bidder shall confirm delivery date within two business days of receiving the order request. The Successful Bidder's price shall be deemed to include all delivery and transportation charges. The City should have the right to designate what method of transportation shall be used to ship deliverables. The place of delivery shall be specified in the Purchase Order.

2. The City will issue orders with all relevant information to include delivery date, delivery location, purchase order number and

   receive all materials in accordance with City policy; provide all pertinent information regarding delivery conditions for each location during the post-award meeting; coordinate work rules and procedures at post award meeting to ensure protection of Bidder's and City's employees.

3. No Substitutions or Cancellations:

   Unless specifically permitted in writing by the City, no substitutions or cancellations shall be acceptable.

4. Notice of Delay in Delivery:

   If a delay in delivery is anticipated, Successful Bidder shall give written notice to the City. The City has the right to extend the delivery time/service date, or to cancel the Purchase Order or Agreement. Successful Bidder shall keep the City advised at all times of the status of the order.

   Default in promised delivery or failure to meet specifications authorizes the City to procure the goods or equipment from an alternate source and charge the full increase, if any, in cost and handling to defaulting Successful Bidder. Default on delivery may result in legal action and recourse.

5. Delivery Location, Hours, Days, Holidays:

   Unless otherwise specified, all deliveries must be made between the hours of 7AM and 2PM (CST), Monday through Friday except regularly observed state and federal holidays (see http://georgetown.org/contact-us/holiday-schedule/ for schedule). Receipt of goods or materials does not signify acceptance. If goods are delivered to the incorrect location, Successful Bidder is responsible for all expenses associated delivering items to their correct destination.

6. No Shipment Under Reservation:

   Successful Bidder is not authorized to ship deliverables under reservation and no tender of bill of lading will operate as a tender of deliverables.

7. Title/Risk of Loss:

   Title to and risk of loss of the deliverables shall pass to the City only when the City receives and accepts the deliverables (no delivery, no sale).

8. Right of Inspection and Rejection:

   The City expressly reserves all rights under law, including but not limited to, the Uniform Commercial Code, to inspect the deliverables at delivery or at a reasonable time after delivery, and to reject defective or non-conforming deliverables. The Successful bidder will be notified if the goods or services are not in compliance with the required specifications. If any goods or services are rejected as non-compliant, the required goods or services may be procured from an alternate source, and the Successful bidder may be charged the full increase in cost, if any. If the City has the right to inspect the Successful bidder's or the Successful bidder's subcontractors' facilities, or the deliverables at the Successful bidder's or the Successful bidder's subcontractor's premises, the Successful bidder shall furnish or shall cause to be furnished without additional charge all reasonable facilities and assistance to the City to facilitate such inspection.

9. Acceptance Of Incomplete Or Non-Conforming Goods:

   If, instead of requiring immediate correction or removal and replacement of defective or non-conforming deliverables, the City prefers to accept such deliverables, the City may do so. The Successful Bidder shall pay all claims, losses, and damages attributable to the City's evaluation of and determination to accept such defective or non-conforming deliverables.

   If any such acceptance occurs prior to final payment, the City may deduct such amounts as are necessary to compensate the City for the diminished value of the defective or non-conforming deliverables. If discovery that the deliverables are defective or non-conforming occurs after final payment, Successful Bidder may be required to refund such amounts to the City.

E. REGULATIONS AND STANDARDS

The goods or equipment provided shall meet or exceed all Federal and State of Texas safety, health, lighting, and noise regulations and standards in effect and applicable to equipment furnished at the time of manufacture. Successful bidders shall supply and deliver products in accordance with, but not be limited to EPA, OSHA, and FDA guidelines and shall comply with all federal, state and local code requirements to include obtaining permits required for providing and delivering the goods as specified herein.

F. SPECIFIC POINT OF CONTACT (SPOC). Successful bidders shall provide a specific point of contact (SPOC) who is skilled, knowledgeable, and experienced in the products provided. The SPOC shall have the authority to dispatch personnel; and shall have full decision-making authority for all emergency deliveries and services provided under this Contract. The SPOC shall be available and on-call twenty-four (24) hours daily including weekends and holidays. Successful bidders shall provide the office number, email address, and cell phone number for the SPOC. During times the SPOC is unavailable (due to vacation, travel, etc., for example), the Successful bidder may provide a designee for the SPOC. The designee shall meet the same requirements as specified for the SPOC within this SOW and shall have the same authority as the SPOC.

G. SAMPLES

Samples of items shall be furnished, if requested by the City, without charge, and if not destroyed, shall be returned at the bidder's expense upon request.

H. WORKMANSHIP

All parts not specifically mentioned which are necessary for the unit to be complete and ready for operation or which are normally furnished as standard equipment shall be furnished by the successful bidder. All parts shall conform in strength, quality, and workmanship to the accepted standards of the industry.

VI. SPECIFICATIONS

A. BRAND NAMES

Whenever in this invitation, any material, process and/or equipment are indicated or specified by patent, proprietary or brand name, or by name of manufacturer, such wording will be deemed to be used for the purpose of facilitating description of the material, process and/or equipment desired and will be deemed to be followed by the words "or equal."

B. BIDDER QUALIFICATIONS

1. Demonstrated a minimum of 2 years supplying ammunition to municipalities, utilities or police departments.
2. Vendor must be in good financial standing, not in any form of bankruptcy, current in payment of all taxes and fees such as state franchise fees. The City reserves the right to request a copy of vendor's audited or un-audited financial statement. When financial statements are requested, the City will review the vendor's audited or unaudited financial statement to this solicitation in accordance with Texas Government Code, Title 10, Subtitle D, Section 2156.007 to evaluate the sufficiency of the vendor's financial resources and ability to perform the contract or provide the service required in the solicitation. The City will be the sole judge in determining the sufficiency of the vendor's financial resources and ability to perform the contract or provide the service.
3. Provide at least 3 completed contracts of similar scope in the last 3 years. Including customer references.

C. SCOPE

The City of Georgetown seeks to enter into an agreement with qualified bidders to provide the following on an as-needed basis.

Proposed and delivered products must be new, unused, of current production, and in first class condition, including containers, suitable for shipment and storage, unless otherwise specified in the solicitation. No reloaded ammunition will be accepted.

1. Ammunition

a.- 9mm Duty Round Hornady or equivalent

Case: Nickel Plated Brass Alloy
Bullet: Flex Tip (polymer)
Powder: Temperature stable with flash suppressant
Primer: Small Pistol Primer, sealed primer, sealed case mouth (prevents moisture from entering the bullet).

b.- 9mm Training Full Metal Jacket Hornady or equivalent
Bullet: 135 grain Full Metal Jacket flat point round that is ballistically similar to the duty round (meaning same bullet weights and profiles as the duty round)
Case: High Quality Brass Alloy
Powder: Temperature stable with flash suppressant
Primer: Boxer primed.

c.- .223/5.56 Rifle Full Metal Jacket training round Hornady or equivalent
Bullet: 55 grain full metal jacket round
Case: Brass cartridge case
Powder and Primer: Military grade box primers and propellant
Prefer the same manufacture as the 53 grain duty rifle found to ensure similar components.

d.- .223/5.56 Rifle Duty Round Hornady or equivalent
53 grain round within FBI Specifications for penetration on gel mold, heavy clothing, auth-glass metal and wood
Case: High Quality Annealed brass alloy
Bullet: Polymer tipped, copper alloy with cannelure
Powder: Temperature stable flash suppressant
Primer: staked primer pocket, small rifle primer.

e.- .223/5.56 Rifle Duty Round (Specialty round for SWAT Snipers) Hornady or equivalent
70 grain Barrier defeating round capable of maintaining high bullet energy and weight retention through a variety of mediums and still be within FBI specifications.
Case: 5.56 Nato High quality annealed brass alloy
Bullet: Hollow Point, Copper Alloy with Cannelure
Powder: Nato specifications, temperature stable with flash suppressant
Primer: Staked primer pocket, sealed primer, small rifle milspec primary

f.- .308 Duty Rifle Round (specialty Round for SWAT Snipers) Hornady or equivalent
168 grain duty rifle round maintaining within FBI specifications
Case: .308 WIN Match Grade Annealed Brass Alloy
Bullet: Polymer tipped, match grade
Powder: Temperature stable with flash suppressant
Primer: Staked primer pocket, large rifle primer

The City reserves the right to add or remove locations, services, or adjust frequency as deemed necessary throughout the contract term. Other City departments and locations may be added as necessary.

Any items or services that have been omitted from this scope of work that are clearly necessary or in conformance of services/goods shall be considered a requirement although not directly specified or called for in the scope of work.

Upon expiration of the contract, the Bidder agrees to preserve the terms and conditions of this Contract for such a period as is reasonably necessary for the City to re-solicit and/or complete the deliverables due under this Contract. Any hold over period will not exceed 120 calendar days unless mutually agreed on by both parties in writing.

Successful Bidder shall provide a monitored 24-hour seven (7) days per week telephone

number(s) for order placement and delivery on an emergency basis. Emergency Deliveries shall be made within twenty-four (24) hours after the order is placed. or as mutually agreed between the City and the Successful Bidder.

The City may require partial deliveries to be made at more than one location.

D. SUCCESSFUL BIDDER RESPONSIBILITIES

1. Supply and deliver requested ammunition under provided specifications. All parts must be NEW and shall comply with all federal, state and local code requirements to include obtaining permits required for providing and delivering the goods as specified herein.
2. Conduct background checks and verify employment eligibility on all staff that will have access to City property in accordance with the state and federal laws.
3. Provide all equipment, tools, materials, supervision, labor, and administration to ensure prompt delivery and unloading of products ordered as specified herein.
4. Provide products at unit prices as bid in Successful Bidder's submission.
5. Provide products in the quantities ordered by the City.
6. Provide a specific point of contact (SPOC) who is skilled, knowledgeable, and experienced in the products provided. The SPOC shall have the authority to dispatch personnel; and shall have full decision- making authority for all emergency deliveries and services provided under this Contract. The SPOC shall be available and on-call twenty-four (24) hours daily including weekends and holidays. Successful bidders shall provide the office number, email address, and cell phone number for the SPOC. During times the SPOC is unavailable (due to vacation, travel, etc., for example), the Successful bidder may provide a designee for the SPOC. The designee shall meet the same requirements as specified for the SPOC within this SOW and shall have the same authority as the SPOC.
7. The Successful bidder shall confirm delivery date within three business days of receiving the order request. No partial shipment or back orders shall be allowed without prior City approval.
8. Delivery of orders within seven (7) business days.
9. Accept orders by phone/fax/email, on an "as-needed" basis. The City's Warehouse Supervisor will contact Successful Bidder to place an order and provide a delivery date and quantity. The Successful Bidder shall confirm the delivery date within two business days of receiving the order request.
10. Delivery drivers must be able to understand and clearly communicate in English.
11. Provide a delivery vehicle that has maximum clearance of 11 ft. 7 in.
12. Deliver materials in a clean and easily identified vehicle, and be in clean, properly identified packaging.
13. Provide product deliveries Monday through Friday between 7:00 AM and 2:00 PM. Deliveries will not be accepted on weekends or holidays outside of the stated time except by prior agreement from the City's designated representative. If a truck arrives to deliver on a Saturday, Sunday, holiday, or after 2:00 p.m. CT (City regular workday) without prior approval from the Warehouse Supervisor or designee, the City shall decide whether the truck will not be unloaded until normal City working hours or if the City will charge the Successful bidder all overtime and call-back expenses for unloading

14. Ensure that deliveries are accompanied by a packing/delivery slip indicating the City's Purchase Order number, a description and quantity of the goods and Successful Bidder's company name.
15. If a delivery needs to be rescheduled, notify the City or designee in writing no later than the close of business the day before originally scheduled delivery date.
16. Provide Safety Data Sheets (SDS): Under the "Hazardous Communication Act," commonly known as the "Texas Right to Know Act," a Bidder must provide to the City WITH EACH DELIVERY Safety Data Sheets, which are applicable to hazardous substances as defined in the Act.

Additional services may be requested on an as-needed basis, or added as a part of routine services, at the City's option. Additionally, the City may elect to increase or decrease number of locations, amount of goods ordered and frequency of delivery service when necessary

E. CITY OF GEORGETOWN RESPONSIBILITIES

1. Issue orders with all relevant information to include delivery date, delivery location, purchase order number and receive all materials in accordance with City policy.
2. Provide all pertinent information regarding delivery conditions for each location during the post-award meeting.
3. Coordinate work rules and procedures at post award meetings to ensure protection of Bidder's and City's employees.

F. DELIVERY SPECIFICATIONS

Products delivered shall comply with all local health codes, USDA, FDA and applicable standards of insurance companies, federal government, state government, local government, municipalities, and other regulating authorities. This statement includes environmental protection agency (EPA) and the U.S. Public Health Service. Products or services that have a lesser or reduced effect on human health and the environment when compared with competing products and services that serve the same purpose. This comparison may consider raw materials acquisition, product, manufacturing, packaging, distribution, reuse, operation, maintenance, or disposal of the product or service. All delivery locations are within City limits. Physical address and any special delivery difficulties or requirements shall be provided at post-award meeting. The City reserves the right to request samples for testing to ensure compliance with the specifications prior to award and throughout the contract period.

If the product does not meet specifications at any time during the contract period, the City reserves the right to reject the product and requires the Successful Bidder to immediately, at their own expense, remove the product and replace with product meeting the specifications at no additional expense to the City.

VII. QUOTATION FORM

A. DELIVERY

Respondents will show exact delivery cost. Response must show the number of days required to deliver items or provide services to the City's designated location under normal conditions. Unrealistically short or long delivery promises may cause Response to be disregarded. Failure to state delivery time obligates Respondent to complete delivery in 4 calendar days.

B. DISCOUNTS

Cash discounts will not be considered in determining award; all cash discounts offered will be taken if earned. Respondent will list and deduct all discounts not based on early payment from prices quoted.

C. QUANTITIES

Yearly Spent of 70K is estimated based upon the best available information. The City reserves the right to purchase more or less of these quantities as may be required during the Contract term without any adjustments in the unit prices bid. Unless specified in the solicitation, there are no minimum order quantities.

D. QUOTATION

All Responses must be submitted through the City's E-Bidding system.
Bid Form and all lines are posted on the City of Georgetown's bidding website at: https://gtowntx.ionwave.net/CurrentSourcingEvents.aspx

1. To be considered responsive, all bid line items must be completed and submitted by an authorized representative and by the deadline for submission of response.
2. The Bidder, by submitting a response, acknowledges that he/she has received and read the entire document packet sections defined above including all documents incorporated by reference, and agrees to be bound by the terms therein.

E. UNIT PRICES

Prices should be itemized using Exhibit B and posted on the City of Georgetown's bidding website at: https://gtowntx.ionwave.net/CurrentSourcingEvents.aspx. Unit prices shall be set to no more than two (2) decimal places. The City reserves the right to award by item or by total bid. If there are discrepancies between unit prices and extension, the unit price will prevail.

F. VALIDITY OF PRICING

Pricing will be considered firm for acceptance for a minimum of 60 days after the due date unless otherwise specified in the Solicitation. The validity period may be extended beyond that date on agreement of both parties.

G. EVALUATION AND AWARD OF CONTRACT

The City has attempted to provide a comprehensive statement of requirements through this ITB for the work contemplated. Written bids must present Bidder's qualifications

and understanding of the work to be performed. Bidders are asked to address each evaluation criteria and to be specific in presenting their qualifications. Bids must be as thorough and detailed as possible so that the City may properly evaluate capabilities to provide the requested services.

By submission of a bid, Bidder acknowledges acceptance of the evaluation process, the evaluation criteria, scope of work, approach and methodology, and all other terms and conditions set forth in this ITB. Further, Bidders acknowledge that subjective judgements must be made by the City during this process.

H. EVALUATION FACTORS

Although the cost of services to be provided is an essential part of the Bid, the City is not obligated to award a contract on the sole basis of cost. Evaluations for cost will be based on a comprehensive review of the entire bid to ensure that bid pricing aligns with the services required.

1. **Business History**

Bidder must be a company that has been in **Ammunition** business for five (5) years. Bidders must complete the Bidder Information Form (Exhibit C) which shall include, but not be limited to, the number of years the company has provided these services, the number and type of companies/organizations for which the company has provided these services, and if applicable, the number of years the company has done business with the City of Georgetown.

2. **Business Experience**

Bidders must submit a minimum of three (3) business references, comparable in size and scope to the City of Georgetown requirements (Exhibit D) References may be checked prior to award. Any negative responses received may result in disqualification. Bidders will be evaluated based on the responses received including:

3. **Extent to which the product meets the Municipality needs**

Product shall comply with the mandatory technical specifications as listed in the solicitation as well as requested delivery time.

I. EXHIBITS

The following exhibit shall become part of this solicitation and any resulting purchase order or contract:

1. EXHIBIT A – INSURANCE REQUIREMENTS
2. EXHIBIT B - AMMUNITION LIST
3. EXHIBIT C – BIDDERS INFORMATION FORM
4. EXHIBIT D – REFERENCE FORM

CERTIFICATION and ACKNOWLEDGMENT

The undersigned affirms they are duly authorized to submit this Bid, that this Bid has not been prepared in collusion with any other Bidder, and that the contents of this Bid have not been communicated to any other Bid prior to the official opening. Further, Bidder certifies that Bidder is not engaged in business with Iran, Sudan, or a foreign terrorist organization.

Signed By: _____

Title: Law Enforcement Account Manager

Typed Name: Austin Weber

Company Name: SSD International Inc

Phone No.: 407-766-616

Fax No.: _____

Email: austinw@ssdinternationalinc.com

Bid Address:
1349 S. Orange Blossom Trail, Apopka FL 32703

P.O. Box or Street | City | State | Zip

Order Address:
1349 S. Orange Blossom Trail, Apopka FL 32703

P.O. Box or Street | City | State | Zip

Remit Address:
1349 S. Orange Blossom Trail, Apopka FL 32703

P.O. Box or Street | City | State | Zip Federal

Tax ID No.: 9 0 0 7 5 8 2 5 9

DUNS No.: _____

Date: 10/28/2025

FOR CITY USE ONLY

Approved By: _____ Date: _____
City Attorney, City of Georgetown

Approved By: _____ Date: _____
Mayor, City of Georgetown

Attested By: _____ Date: _____ City Secretary, City of Georgetown

CERTIFICATION REQUIRED BY TEXAS GOVERNMENT CODE

The undersigned makes the following certifications or represents that it satisfies the requirements of one or more exceptions to the Texas Government Code provisions listed below:

1. **Successful bidder Certification Regarding Boycotting Israel.** Pursuant to Chapter 2271, Texas Government Code, Firm certifies that it (1) is a sole proprietorship or company with fewer than ten (10) employees; **or** (2) does not currently boycott Israel and will not boycott Israel during the term of this Agreement.
   1.1. Exception: This provision only applies to contracts for goods and services between a governmental entity and a Company with ten (10) or more full-time employees with a value of $100,000 or more that is to be paid wholly or partly from public funds of the governmental entity.
2. **Successful bidder Certification Regarding Business with Certain Countries and Organizations.** Pursuant to Subchapter F, Chapter 2252, Texas Government Code, Firm certifies it (1) is a "Company," as that term is defined in Texas Government Code Section 806.001; and (2) is not engaged in business with Iran, Sudan, a foreign terrorist organization, or any company that is identified on a list prepared and maintained under Texas Government Code Section 806.051, 807.051, or 2252.153.
   2.1. Exception: A company that the United States government affirmatively declares to be excluded from its federal sanctions regime relating to Sudan, its federal sanctions regime relating to Iran, or any federal sanctions regime relating to a foreign terrorist organization is not subject to contract prohibition under this subchapter.
3. **Successful bidder Certification Regarding Boycotting Energy Companies.** Pursuant to Chapter 2274, Texas Government Code, Firm certifies that either (1) is a sole proprietorship or company with fewer than ten (10) employees; **or** (2) Firm does not currently boycott energy companies and will not boycott energy companies during the Term of this Agreement.
   3.1. Exception: This provision only applies to contracts for goods and services between a governmental entity and a Company with ten (10) or more full-time employees with a value of $100,000 or more that is to be paid wholly or partly from public funds of the governmental entity.
4. **Successful bidder Certification Regarding Boycotting Firearm and Ammunition Industries.** Pursuant to Chapter 2274, Texas Government Code, Firm certifies that either (1) Successful bidder is a sole proprietorship or company with fewer than ten (10) employees; **or** (2) Firm does not currently boycott firearm and ammunition industries and will not boycott firearm and ammunition industries during the term of this Agreement.
   4.1. Exception: This provision only applies to contracts for goods and services between a governmental entity and a Company with ten (10) or more full-time employees with a value of $100,000 or more that is to be paid wholly or partly from public funds of the governmental entity.
5. **Successful bidder Certification Regarding Doing Business in Texas.** Firm certifies that it has not been debarred from doing business in the State of Texas.

Firm acknowledges this Agreement may be terminated and payment withheld if this certification is inaccurate.

For purposes of this form, the terms have the meanings assigned by Texas Government Code sections referenced above.

Signed By: _____

Title: Law Enforcement Account Manager

Typed Name: Austin Weber

Company Name: SSD International Inc

Date: 10/28/2025

COMPLETE THIS SECTION ONLY IF YOU BELIEVE YOU ARE NOT REQUIRED TO PROVIDE THE WRITTEN CERTIFICATION LISTED ABOVE FOR THE REASONS CITED BELOW.

Firm is not required to provide the certifications listed above because of the following exemptions (explain the specific exemptions that apply pursuant to the applicable Chapter of the Texas Government Code):

_____

_____

_____

EXHIBIT A - INSURANCE REQUIREMENTS

I. The Successful Proposer agrees to maintain the types and amounts of insurance required in this Agreement throughout the term of the Agreement. The following insurance policies shall be required:
   A. Commercial General Liability
   B. Business Automobile Liability
   C. Workers' Compensation
   D. Professional Liability

II. For each of these policies, the Successful Proposer's insurance coverage shall be primary with respect to the City, its officials, agents, employees and volunteers. Any insurance or self-insurance carried or obtained by the City, its officials, agents, employees or volunteers, shall be considered in excess of the Successful Proposer's insurance and shall not contribute to it. No term or provision of the indemnification provided by the Successful Proposer to the City pursuant to this Agreement shall be construed or interpreted as limiting or otherwise affecting the terms of the insurance coverage. All Certificates of Insurance and endorsements shall be furnished to the City's Representative at the time of execution of this Agreement, attached hereto as Exhibit B, and approved by the City before work commences.

III. General Requirements Applicable to All Policies.
   A. Only licensed insurance carriers authorized to do business in the State of Texas shall be accepted.
   B. Deductibles shall be listed on the certificate of insurance and are acceptable only on an "occurrence" basis.
   C. "Claims made" policies are not accepted, except for Professional Liability insurance.
   D. Coverage shall not be suspended, voided, canceled, or reduced in coverage or in limits except after thirty (30) calendar days prior written notice has been given to the City of Georgetown.
   E. The Certificates of Insurance shall be prepared and executed by the insurance company or its authorized agent. Each certificate shall contain the following provisions and warranties:
      1. The insurance company is licensed and authorized to do business in the State of Texas
      2. The insurance policy is underwritten on forms provided by the Texas State Board of Insurance or ISO
      3. All endorsements and coverages are included according to the requirements of this Agreement
      4. The form of notice of cancellation, termination, or change in coverage provisions is specified in this attachment
   F. The City of Georgetown, its officials, agents, employees, and volunteers are to be listed as Additional Insureds on the Commercial General Liability and Business Automobile

Liability Policies. The coverage shall contain no special limitations on the scope of protection afforded by the City, its officials, employees, and volunteers.

IV. Commercial General Liability requirements:
   A. Coverage shall be written by a carrier rated "A: VIII" or better in accordance with the current A. M. Best Key Rating Guide.
   B. Minimum Combined Single Limit of $1,000,000 per occurrence per project for bodily injury and property damage with a $2,000,000 annual aggregate limit.
   C. Coverage shall be at least as broad as Insurance Service's Office Number CG 00 01.
   D. No coverage shall be excluded from the standard policy without notification of individual exclusions being attached for review and acceptance.
   E. The coverage shall not exclude premises/operations; independent contracts; products/completed operations; contractual liability (insuring the indemnity provided herein); and where exposures exist, Explosion, Collapse and Underground coverage.
   F. The City shall be listed as Additional Insured, and the policy shall be endorsed to waive rights of subrogation, to be primary and non-contributory regarding any self-insurance or insurance policy held by the City.

V. Business Automobile Liability requirements:
   A. Coverage shall be written by a carrier rated "A: VIII" or better in accordance with the current Best Key Rating Guide.
   B. Minimum Combined Single Limit of $1,000,000 per occurrence for bodily injury and property damage.
   C. The Business Auto Policy must show Symbol 1 in the Covered Autos portion of the liability section in Item 2 of the declarations page.
   D. The coverage shall include owned, leased or rented autos, non-owned autos, any autos and hired autos.

VI. Workers' Compensation Insurance requirements:
   A. Pursuant to the requirements set forth in Title 28, Section 110.110 of the Texas Administrative Code, all employees of the Successful Proposer, the Consultant, all employees of any and all subconsultants, and all other persons providing services on the Project must be covered by a workers compensation insurance policy, either directly through their employer's policy (the Successful Proposer's, or subconsultant's policy) or through an executed coverage agreement on an approved DWC form. Accordingly, if a subconsultant does not have his or her own policy and a coverage agreement is used, Successful Proposers and subconsultants must use that portion of the form whereby the hiring Successful Proposer agrees to provide coverage to the employees of the subconsultant. The portion of the form that would otherwise allow them not to provide coverage for the employees of an independent Successful Proposer may not be used.
   B. The workers' compensation insurance shall include the following terms:
      1. Employer's Liability limits of $1,000,000 for each accident is required.
      2. "Texas Waiver of Our Right to Recover From Others Endorsement, WC 42 03 04"

shall be included in this policy.

3. Texas must appear in Item 3A of the Worker's Compensation coverage or Item 3C must contain the following: All States except those listed in Item 3A and the States of NV, ND, OH, WA, WV, and WY.

VII. Professional Liability requirements:

A. Coverage shall be written by a carrier rated "A: VIII" or better in accordance with the current A. M. Best Key Rating Guide.
B. Minimum of $1,000,000 per occurrence and $2,000,000 aggregate, with a maximum deductible of $100,000.00. Financial statements shall be furnished to the City upon request.
C. For "claims made" policies, the availability of a 24-month extended reporting period is necessary. The retroactive date shall be shown on the certificate of liability insurance.

EXHIBIT B.- AMMUNITION LIST

1.- 9mm Duty Round (Hornady or equivalent)
Case: Nickel Plated Brass Alloy
Bullet: Flex Tip (polymer)
Powder: Temperature stable with flash suppressant
Primer: Small Pistol Primer, sealed primer, sealed case mouth (prevents moisture from entering the bullet)

2.- 9mm Training Full Metal Jacket
Bullet: 135 grain Full Metal Jacket flat point round that is ballistically similar to the duty round (meaning same bullet weights and profiles as the duty round)
Case: High Quality Brass Alloy
Powder: Temperature stable with flash suppressant
Primer: Boxer primed.

3.- .223/5.56 Rifle Full Metal Jacket training round
Bullet: 55 grain full metal jacket round
Case: Brass cartridge case
Powder and Primer: Military grade box primers and propellant
Prefer the same manufacture as the 53 grain duty rifle found to ensure similar components.

4.- .223/5.56 Rifle Duty Round (Hornady or equivalent)
53 grain round within FBI Specifications for penetration on gel mold, heavy clothing, auth-glass metal and wood
Case: High Quality Annealed brass alloy
Bullet: Polymer tipped, copper alloy with cannelure
Powder: Temperature stable flash suppressant
Primer: staked primer pocket, small rifle primer.

5.- .223/5.56 Rifle Duty Round (Specialty round for SWAT Snipers)
70 grain Barrier defeating round capable of maintaining high bullet energy and weight retention through a variety of mediums and still be within FBI specifications.
Case: 5.56 Nato High quality annealed brass alloy
Bullet: Hollow Point, Copper Alloy with Cannelure
Powder: Nato specifications, temperature stable with flash suppressants
Primer: Staked primer pocket, sealed primer, small rifle milspec primary

6.-.308 Duty Rifle Round (specialty Round for SWAT Snipers)
168 grain duty rifle round maintaining within FBI specifications
Case: .308 WIN Match Grade Annealed Brass Alloy
Bullet: Polymer tipped, match grade
Powder: Temperature stable with flash suppressant
Primer: Staked primer pocket, large rifle prime

EXHIBIT C.- BIDDERS INFORMATION FORM

Company Name: SSD International Inc

This form allows bidders to provide a summary of bidder's qualifications, demonstration of skills, knowledge and experience to provide the requested services specified herein.

Business history and experience:

Number of years' experience as an Ammunition seller/ Distributor:
13 Years

Number of organizations/businesses provided for:
250 +

Type of organizations/businesses provided for:
Law Enforcement agencies, Dept of Corrections, Fire Marshal, District Attorney, Game W

Number of years the Company has done business with the City of Georgetown (if applicable):
2 Years

Business Location/Proximity to the City of Georgetown:
Warehouse located in Central Florida. Account Manager in DFW a

Subcontractors the Bidder intends to utilize and their role in performance of the Services (if applicable):

N/A

Emergency Services:

Does your firm provide emergency services on a 24-hour, 7-day per week basis?

☐ Yes ☒ No

Does your firm have a twenty-four (24) hour emergency number that is staffed by a person and not an answering machine; or a cell phone number that is available on a 24-hour, 7-day per week basis?

☐ Yes ☒ No

If yes, please list number:

Personnel assigned to the City's account:

Number of full-time employees: 3

Types (Titles) of employees to be assigned:

(2) available Account Managers, (1) Administrative Staff

Number of employees available for temporary assignment: _____

Bidder's Capability and Experience Statement

Provide a short narrative statement on the ability and capacity of your firm to supply the City with the services as specified herein. Bidder may attach additional documentation if needed.

SSD International Inc has proudly distributed Hornady Ammunition for over 13 years. All ammunitic received directly from Hornady's manufacturing plant where it is properly stored and subsequently distributed out of our warehouse located in Central Florida to Agencies across Florida, Texas & Okla SSD International holds contracts with multiple State and local government agencies and provides t highest level of service to those we serve.

Additional Comments/Statements:

Signature _____

Date 10/28/2025

Printed Name and Title

Austin Weber - Law Enforcement Account Manager

EXHIBIT D.- REFERENCE FORM

PLEASE COMPLETE AND RETURN THIS FORM WITH THE SOLICITATION PACKAGE:

SOLICITATION NUMBER: 202603
BIDDER'S NAME SSD International Inc **DATE:** 10/28/2025

Provide the name, address, telephone number and E-MAIL of at least three (3) valid Municipal, Government agencies or firms of comparable size that have utilized services that are similar in type and capacity within the last two (2) years. City of Georgetown references are not applicable. References may be checked prior to award. If references cannot be confirmed or if any negative responses are received it may result in the disqualification of submittal.

1. Company's Name: City of Frisco
   Name of Contact: Lara Fromen
   Title of Contact: Buyer
   E-Mail Address: LFroment@friscotexas.go
   Present Address: 6101 Frisco Square Boulevard 1st Floor
   City, State Zip Code: Frisco, TX 75034
   Telephone Number: (972)292-5546 Fax Number: (____)_____

2. Company's Name: City of Fort Worth
   Name of Contact: Kelly Cleveland
   Title of Contact: Contract Specialist
   E-Mail Address: Raquel.Cleveland@FortWorthPolice.g
   Present Address: 100 Fort Worth Trail
   City, State Zip Code: Fort Worth Texas 76102
   Telephone Number: (817)392-2462 Fax Number: (____)_____

3. Company's Name: City of Bedford
   Name of Contact: Angela Mize
   Title of Contact: Purchasing Manager
   E-Mail Address: angela.mize@bedfordtx.g 817-952-2244
   Present Address: 2000 Forest Ridge Drive
   City, State Zip Code: Bedford, TX 7602

City of Georgetown, Texas
City Council
March 10, 2026

SUBJECT:
Smile Doctors Bill of Sale for conveyance of Furnishings

SUGGESTED ACTION:
Consideration and possible action to approve a Bill of Sale with Smile Doctors, LLC for the conveyance of all furnishings located at 295 SE Inner Loop to the City of Georgetown for good and valuable consideration -- Eric Johnson, Public Works Director

ITEM SUMMARY:
The Furniture, Fixtures and Equipment (FF and E) currently located in the office space at 295 SE Inner Loop (including desks, televisions, refrigerators, and related furnishings) is being utilized under our sublease agreement with Smile Doctors. Effective April 1, those items would no longer be available to us, and Smile Doctors would be entitled to remove them.

They have instead elected to transfer the FF and E to us. While this shifts ultimate responsibility for disposal or relocation to our organization at the end of our tenancy, it eliminates the need for an immediate significant replacement capital expenditure.

The City is entering into an agreement with Smile Doctors to now transfer all the items identified in Exhibit A “as is”.

FINANCIAL IMPACT:
N/A

SUBMITTED BY:
Karen Frost, Public Works

ATTACHMENTS:
Smile Doctors--COG--Bill of Sale.pdf
Smile Doctors Exhibit A to Bill of Sale.pdf

Docusign Envelope ID: 413CEB72-5443-4E78-9B8B-EAF255800F1D

Bill of Sale

Effective Date: _____

Seller: Smile Doctors LLC, a Delaware limited liability company

Seller's Mailing Address: 5005 LBJ Freeway, Suite 1000, Dallas, Texas 75244

Buyer: City of Georgetown, a Texas home rule municipality

Buyer's Mailing Address: P.O. Box 409, Georgetown, Texas 78627

Consideration:

Good and valuable consideration, the receipt and sufficiency of which are hereby acknowledged.

Transferred Properties:

All of Seller's rights, titles, powers, privileges and interests in and to all items of personal property affixed or attached to, or placed or situated on, or used in any way whatever in connection with the approximately 33,000 square foot building having an address of 295 SE Inner Loop, Georgetown, Texas 78626, including, but not limited to, the items of personal property identified on Exhibit A attached thereto and incorporated herein by reference.

Reservations from Transfer: None

Exceptions to Transfer and Warranty: None

1. Conveyance and Transfer. Seller, for the Consideration and subject to the Reservations from Transfer and the Exceptions to Transfer and Warranty, conveys, transfers, and delivers the Transferred Properties to Buyer, together with all and singular the rights and appurtenances thereto in any way belonging, to have and to hold it to Buyer and Buyer's successors and assigns forever. Seller binds Seller and Seller's successors to warrant and forever defend all and singular the Transferred Properties to Buyer and Buyer's successors and assigns against every person whomsoever lawfully claiming or to claim the same or any part thereof when the claim is by, through, or under Seller but not otherwise, except as to the Reservations from Transfer and the Exceptions to Transfer and Warranty.

2. As Is Condition. As a material part of the Consideration for this conveyance, Seller and Buyer agree that Buyer is taking the Transferred Properties "AS IS" and that there are no representations, disclosures, or express or implied warranties except those contained in this bill of sale. Buyer has not relied on any information other than Buyer's inspection and the representations and warranties expressly contained in this bill of sale.

Docusign Envelope ID: 413CEB72-5443-4E78-9B8B-EAF255800F1D

3. Liens and Encumbrances. Seller represents that it will convey the Transferred Properties to Buyer free and clear of any and all liens and encumbrances.

4. Governing Law and Venue. This bill of sale will be governed by and interpreted in accordance with the laws of State of Texas, without reference to principles that could refer to the law of another jurisdiction. The parties agree that any legal action or proceeding relating to this bill of sale or any other agreements mentioned in or contemplated by this bill of sale shall be instituted only in a court of competent jurisdiction in Williamson County, Texas.

5. Representation. Buyer and Seller each represent that they have full power and authority, and have taken all action required to authorize, the performance of their respective obligations under this bill of sale.

6. Non-Assumption of Liabilities. No obligations or liabilities of Seller are being assumed by Buyer, and Seller will remain solely responsible for all liabilities and obligations existing, arising, or occurring before the Effective Date related to the Transferred Properties and ownership of the Transferred Properties.

7. Further Assurances. Seller agrees to execute and deliver any additional documents and to perform any additional acts reasonably necessary or appropriate to carry out the intent of this bill of sale in transferring the Transferred Properties to Buyer.

8. Successors and Assigns. The terms and provisions of this bill of sale will extend to and inure to the benefit of, and be binding upon, the parties and their respective successors and assigns.

9. Counterparts. This bill of sale may be executed in several counterparts, all of which are identical. All such counterparts together will constitute one and the same instrument.

When the context requires, singular nouns and pronouns include the plural.

[Signature Page to Follow]

Docusign Envelope ID: 413CEB72-5443-4E78-9B8B-EAF255800F1D

SELLER:

Smile Doctors LLC,
a Delaware limited liability company

By: Signed by: John Dolen Hedrick III
7F3862ADDB4A4E3...

Printed Name: John Dolen Hedrick III

Title: Chief Executive Officer

BUYER:

City of Georgetown,
a Texas home rule municipal corporation

By: _____
David Morgan, City Manager

EXHIBIT A

295 SE Inner Loop FFE - September 26, 2022

1 - Executive Office

1 U-Desk
1 Desk Chair
2 Task Chairs
2 Plush Task Chairs
1 White Board
1 Bookshelf
1 TV

2 - Executive Office

1 U-Desk
1 Desk Chair
2 Task Chairs
2 Plush Task Chairs

3 - Executive Office

1 U-Desk
1 Desk Chair
2 Task Chairs
2 Plush Task Chairs
1 White Board
1 Couch

4 - Executive Office

1 U-Desk
1 Desk Chair
2 Task Chairs
2 Plush Task Chairs
1 White Board
1 Couch
1 Coffee Table
1 Refrigerator (Personal)
1 TV

5 - Executive Office

1 U-Desk
1 Desk Chair ?
2 Task Chairs
2 Plush Task Chairs
1 White Board
1 Couch
1 Bookshelf
1 Lateral File
1 TV

6 - Executive Conference Room

1 Conference Table
18 Conference Chairs
2 White Board
2 TV
1 Sound Bar
2 Credenza
1 Refrigerator (Personal)
1 Remote for Roller Shades

7 - Break Room

1 Refrigerator
1 Icemaker
1 Coffee Maker
1 Water Dispenser
1 Dishwasher
1 Microwave
1 Reverse Osmosis Storage Tank
1 White/Cork Board
2 Speakers
1 Toaster Oven

8 - Conference Room

1 Conference Table
9 Conference Chairs
2 White Boards
2 TVs

9 - Open Space

12 Cubes
16 Desk Chairs
3 Task Chairs
4 Nesting Tables
1 Credenza
2 Medical Tables
1 4-Drawer File Cabinet
1 WAP
1 Security Camera
2 Speakers

10 - Office

1 L-Desk
2 Desk Chairs
1 Credenza

11 - Office (storage)

1 Coded Lock
2 Metal Shelfs
1 Rubber Maid Storage Locker

12 - Office

1 L-Desk
1 Desk Chair
2 Clear Task Chairs
1 TV

13 - Office

1 L-Desk
1 Desk Chair
2 Task Chairs
1 Whiteboard
1 TV

14 - Open Space

14 Dog Bone Cube Sets
60 Desk Chairs
4 Whiteboards
5 Speakers
6 TVs
2 Disco Balls
2 Folding Tables
2 Tall Round Tables
1 Short Round Tables

15 - Break Room

1 Refrigerator
1 Icemaker
1 Coffee Maker
1 Water Dispenser
1 Dishwasher
3 Microwaves
1 Reverse Osmosis Storage Tank
1 White/Cork Board
1 Cork Board
2 Speakers
1 Massage Chair
1 Short Round Table
1 Tall Round Table
1 Short Round Table
7 Bar Chairs
4 Table Chairs
1 Nesting Table
2 Lunch Tables (buffet)

16 - Office

1 L-Desk
1 Desk Chair
1 Task Chair
1 Refrigerator (Personal)
1 Whiteboard
1 Recline Chair & Footstool

17 - Office

1 L-Desk
1 Desk Chair
2 Task Chairs
1 Refrigerator (Personal)
2 Whiteboards
1 Corkboard

18 - Conference Room

1 Conference Table
2 Desk Chairs
1 White Board
1 TV

19 - Storage

1 Code Lock
3 Metal Shelfs

20 - Office

1 L-Desk
1 Desk Chair
2 Task Chairs
1 Whiteboard

21 - Open Space

20 Cube
22 Desk Chairs
3 Task Chairs
1 Whiteboard
6 Speakers
2 TVs
1 Security Camera
4 Folding Tables
1 WAP
2 Dentist Chairs
2 Storage Lockers

22 - Training Room

22 Nesting Tables
50 Nesting Chairs
1 Desk Chair
4 Speakers
2 TVs
1 Soundbar
1 Podium
2 Folding Tables
1 Remote for Roller Shades

23 - Office ?

2 Lateral File Cabinets
1 Mothers Chair & Foot Rest

24 - Office

1 L-Desk
1 Desk Chair
2 Task Chairs
1 Rolling Printer Stand/Desk

25 - Office

1 L-Desk
1 Desk Chair
2 Task Chairs
1 Whiteboard

26 - Office

1 L-Desk
1 Desk Chair
2 Task Chairs
2 Whiteboards
1 Lateral File Cabinet
1 Round End Table

27 - Office

1 L-Desk
1 Desk Chair
2 Task Chairs
1 Whiteboard
3 2-Drawer File Cabinets
1 TV
1 Hutch (May go on L-Desk)

28 - Open Space

36 Cubes
31 Desk Chairs
3 Task Chairs

2 Credenzas
6 Speakers
1 Copier

29 - Break Room

1 Refrigerator
1 Icemaker
1 Coffee Maker
1 Water Dispenser
1 Dishwasher
2 Microwaves
1 Reverse Osmosis Storage Tank
2 Lunch Tables
8 Lunch Chairs
2 Speakers
1 Nesting Table

30 - Restroom

31 - Restroom

32 - Sever Room

1 Large Workbench

33 - Conference Room

1 Conference Table
8 Conference Chairs
1 White Board
1 TV
1 Soundbar
1 Credenza

34 - Conference Room

1 Conference Table
6 Conference Chairs
1 White Board
1 TV
1 Credenza
1 Refrigerator (Personal)

35 - Executive Office

1 U-Desk
1 Desk Chair
2 Task Chairs
2 Plush Task Chairs
1 White Board
1 4-Drawer File Cabinet

36 - Executive Office

1 U-Desk
1 Desk Chair
2 Task Chairs
1 White Board
1 TV

37 - Executive Office

1 U-Desk
2 Task Chairs
1 Couch
1 White Board
1 TV
1 Lateral File Cabinet

38 - Open Space

3 Cubes
2 Desk Chairs
1 Task Chair
2 Metal Shelfs
2 Speakers
1 Copier
3 Lateral File Cabinets
1 WAP
1 Corkboard
1 Little Round Table

39 - Restroom

40 - Office

1 L-Desk
1 Desk Chair
2 Task Chairs
1 Whiteboard

41 - Office

1 L-Desk
1 Desk Chair
2 Task Chairs
1 Whiteboard
1 TV

42 - Office

1 L-Desk
1 Desk Chair
2 Task Chairs

1 Whiteboard

43 - Office

1 L-Desk
1 Desk Chair
2 Task Chairs
1 Whiteboard
1 4-Drawer File Cabinet

44 - Office

1 L-Desk
1 Desk Chair
2 Task Chairs
1 Whiteboard
1 TV
1 Desk Section/Table

45 - Office

1 L-Desk
1 Desk Chair
2 Task Chairs
2 Rubbermaid Storage Lockers

46 - Open Space

3 Cubes
4 Desk Chairs
12 Touch n Go Cubes
2 Speakers
1 Security Camera

47 - Office

1 L-Desk
1 Desk Chair
2 Task Chairs
1 Credenza with Hutch

48 - Office

1 L-Desk
1 Desk Chair
2 Task Chairs
1 Whiteboard

49 - Office

1 L-Desk
2 Desk Chairs
2 Task Chairs
1 Whiteboard

1 Lateral File Cabinet

50 - Office

1 L-Desk
2 Desk Chairs
3 Task Chairs
1 Credenza with Hutch

51 - Entry

1 TV
1 Credenza
1 Double Round Table
2 Plush Task Chairs
1 End Table
2 Speakers
1 Security Camera

Outside

3 Picnic Tables
3 Umbrellas (faded/weathered)

City of Georgetown, Texas
City Council
March 10, 2026

SUBJECT:
Municipal Service Agreement - 2025-9-ANX - SE Inner Loop

SUGGESTED ACTION:
Consideration and possible action to approve a municipal service agreement (MSA) for approximately 3.266 acres of City of Georgetown owned property situated in the L.J Dyches Survey, Abstract No. 180, for the property generally located SE Inner Loop (2025-9-ANX) -- Ryan Clark, AICP, Planning Manager

ITEM SUMMARY:
Overview of Applicant's Request:
The City of Georgetown owns the subject property and is seeking to annex it into City Limits. The City will potentially utilize the site in the future for a City Facility.

FINANCIAL IMPACT:
None. The applicant has paid the required application fees.

SUBMITTED BY:
Hunter Gould, Planning Department

ATTACHMENTS:
2025-9-ANX - MSA Presentation.pdf
2025-9-ANX SE Inner Loop COG Property Municipal Service Agreement.pdf

City-Owned SE Inner Loop Property – Resolution 2025-9-ANX

March 10, 2026 | City Council

GEORGETOWN TEXAS

Item Under Consideration

2025-9-ANX

- Consideration and possible action to approve a municipal service agreement (MSA) for approximately 3.266 acres of City of Georgetown owned property situated in the L.J Dyches Survey, Abstract No. 180, for the property generally located SE Inner Loop (2025-9-ANX). Ryan Clark, AICP, Planning Manager

GEORGETOWN
TEXAS
more than welcome

Aerial

2025-9-ANX

Site
City Limits
Georgetown ETJ

N

0 250 500 Feet

Annexation Process

Resolution

★ Municipal Service Agreement

Public Hearing & 1st Reading of an Ordinance

2nd Reading of an Ordinance

P&Z Public Hearing & Recommendation on Zoning

Tentative Schedule

Status	Date	Body	Purpose
✓	February 10	City Council	Resolution to begin Annexation Proceedings
✓	March 3	P&Z	Public Hearing & Consideration of Zoning
✓	March 10	City Council	Municipal Services Agreement
	March 24	City Council	Public Hearing & 1st Reading
	April 14	City Council	2nd Reading

MUNICIPAL SERVICES AGREEMENT

BETWEEN THE CITY OF GEORGETOWN, TEXAS

AND THE CITY OF GEORGETOWN, TEXAS

This Municipal Services Agreement ("Agreement") is entered into on the _____ day of _____, _____ by and between the City of Georgetown, Texas, a home-rule municipality of the State of Texas ("City") and The City of Georgetown ("Owner").

RECITALS

The parties agree that the following recitals are true and correct and form the basis upon which the parties have entered into this Agreement

WHEREAS, Section 43.0671 of the Local Government Code permits the City to annex an area if each owner of land in an area requests the annexation;

WHEREAS, where the City elects to annex such an area, the City is required to enter into a written agreement with the property owner(s) that sets forth the City services to be provided for the Property on or after the effective date of annexation (the "Effective Date");

WHEREAS, the City owns certain parcels of land located at SE Inner Loop, Georgetown, Texas 78626, which consists of approximately 3.226 acres of land in the City's extraterritorial jurisdiction, such property being more particularly described and set forth in Exhibit "A" attached and incorporated herein by reference ("Property");

WHEREAS, Owner has filed a written request with the City for annexation of the Property, identified as Annexation Case No. 2025-9-ANX ("Annexation Case");

WHEREAS, City and Owner desire to set out the City services to be provided for the Property on or after the effective date of annexation;

WHEREAS, the Annexation Case and execution of this Agreement are subject to approval by the Georgetown City Council; and

NOW THEREFORE, in exchange for the mutual covenants, conditions and promises contained herein, City and Owner agree as follows:

1. **PROPERTY.** This Agreement is only applicable to the Property, which is the subject of the Annexation Case.

2. **INTENT.** It is the intent of the City that this Agreement provide for the delivery of full, available municipal services to the Property in accordance with state law, which may be accomplished through any means permitted by law.

3. MUNICIPAL SERVICES.

a. Commencing on the Effective Date, the City will provide the municipal services set forth below. As used in this Agreement, "providing services" includes having services provided by any method or means by which the City may extend municipal services to any other area of the City, including the City's infrastructure extension policies and developer or property owner participation in accordance with applicable city ordinances, rules, regulations, and policies.

i. Fire Protection and Emergency Medical Services – The City of Georgetown Fire Department will provide response services in the annexed area consisting of: fire suppression and rescue; emergency response to 9-1-1 calls; fire prevention education efforts, and other duties and services provided by the Georgetown Fire Department.

ii. Police – The City's Police Department will provide protection and law enforcement services.

iii. Planning and Development, Building Permits, and Inspections Services - Upon annexation, the City will provide site plan review; zoning approvals; Building Code and other standard Code inspection services; City Code enforcement; sign regulations and permits; and Stormwater Permit services in the annexed.

iv. Parks and Recreational Facilities. Residents of the Property will be permitted to utilize all existing publicly-owned parks and recreational facilities and all such facilities acquired or constructed after the Effective Date (including community service facilities, libraries, swimming pools, etc.), throughout the City. Any private parks, facilities, and buildings will be unaffected by the annexation; provided, however, that the City will provide for maintenance and operation of the same upon acceptance of legal title thereto by the City and appropriations therefor. In the event the City acquires any other parks, facilities, or buildings necessary for City services within the Property, the appropriate City department will provide maintenance and operations of the same.

v. Other Publicly Owned Buildings. Residents of the Property will be permitted to use all other publicly owned buildings and facilities where the public is granted access.

vi. Library – Upon annexation, library privileges will be available to anyone residing in the annexed area

vii. Stormwater Utility Services – The Property will be included in the City's Stormwater Utility service area and will be assessed a monthly fee based on the amount of impervious surface. The fees

will cover the direct and indirect costs of stormwater management services.

viii. Streets, Roads, and Street Lighting – The City will provide preventative maintenance of the existing public streets and roads in the annexed area over which it has jurisdiction through maintenance and preventative maintenance services such as emergency pavement repair; ice and snow monitoring; crack seal, sealcoat, slurry seal, and PM overlay; and other routine repair. The City shall not maintain private roads in the annexed area. Preventative maintenance projects are prioritized on a City-wide basis and scheduled based on a variety of factors, including surface condition, rideability, age, traffic volume, functional classification, and available funding. As new streets are dedicated and accepted for maintenance they will be included in the City's preventative maintenance program.

ix. Water and Wastewater Facilities in the Annexed Area that Are Not Within the Area of Another Water or Wastewater Utility –City-owned water and wastewater facilities that exist in the annexed area will be maintained in accordance with City ordinances, standards, policies and procedures.

x. Solid Waste Services – The City will provide solid waste collection services in accordance with existing City ordinances and policies, except where prohibited by law.

xi. Code Compliance – The City's Code Department will provide education, enforcement, and abatement relating to code violations within the Property.

xii. Animal Control Services – Upon annexation, the City shall provide animal control services in the annexed area.

xiii. Business Licenses and Regulations – Upon annexation, the City shall provide business licensing services (Carnivals Circuses and Other Exhibitions; Electrician's Licenses; Gross Receipts Charge or Street Rental; Peddlers and Solicitors; Taxicabs, Buses and Other Vehicles for Hire; Horse Drawn Carriages and other Non-Motorized Vehicles for Hire; Sexually Oriented Businesses; and Alcoholic Beverages) in the annexed area

b. The City will provide water service and wastewater treatment service to developments established after the Effective Date in accordance with, and on the schedule determined by, the City's extension policies, capital improvements schedule, and applicable law and at rates established by City ordinances for such services.

c. The City may impose a fee for any municipal service in the area annexed if

the same type of fee is imposed within the corporate boundaries of the City. All City fees are subject to revision from time to time by the City in its sole discretion.

d. It is understood and agreed that the City is not required to provide a service that is not included in this Agreement.

e. Owner understands and acknowledges that the City departments listed above may change names or be re-organized by the City Manager. Any reference to a specific department also includes any subsequent City department that will provide the same or similar services.

4. SERVICE LEVEL. The City will provide the Property with a level of services, infrastructure, and infrastructure maintenance that is comparable to the level of services, infrastructure, and infrastructure maintenance available in other parts of the City with topography, land use, and population density similar to those reasonably contemplated or projected for the Property.

5. AUTHORITY. City and Owner represent that they have full power, authority and legal right to execute, deliver and perform their obligations pursuant to this Agreement. Owner acknowledges that approval of the Annexation Case is within the sole jurisdiction of the City Council. Nothing in this Agreement guarantees favorable decisions by the City Council.

6. SEVERABILITY. If any part, term, or provision of this Agreement is held by the courts to be illegal, invalid, or otherwise unenforceable, such illegality, invalidity, or unenforceability will not affect the validity of any other part, term or provision, and the rights of the parties will be construed as if the part, term, or provision was never part of the Agreement.

7. INTERPRETATION. The parties to this Agreement covenant and agree that in any litigation relating to this Agreement, the terms and conditions of the Agreement will be interpreted according to the laws of the State of Texas. The parties acknowledge that they are of equal bargaining power and that each of them was represented by legal counsel in the negotiation and drafting of this Agreement.

8. GOVERNING LAW AND VENUE. Venue shall be in the state courts located in Williamson County, Texas or the United States District Court for the Western District of Texas, Austin Division and construed in conformity with the provisions of Texas Local Government Code Chapter 43.

9. NO WAIVER. The failure of either party to insist upon the performance of any term or provision of this Agreement or to exercise any right granted hereunder shall not constitute a waiver of that party's right to insist upon appropriate performance or to assert any such right on any future occasion.

10. GOVERNMENTAL POWERS. It is understood that by execution of this Agreement, the City does not waive or surrender any of its governmental powers

or immunities.

11. **COUNTERPARTS**. This Agreement may be executed in any number of counterparts, each of which shall be deemed an original and constitute one and the same instrument.

12. **CAPTIONS**. The captions to the various clauses of this Agreement are for informational purposes only and shall not alter the substance of the terms and conditions of this Agreement.

13. **AGREEMENT BINDS AND BENEFITS SUCCESSORS AND RUNS WITH THE LAND**. This Agreement is binding on and inures to the benefit of the parties, their successors, and assigns. The term of this Agreement constitutes covenants running with the land comprising the Property, is binding on the Owner and the City, and is enforceable by any current or future owner of any portion of the Property.

14. **ENTIRE AGREEMENT.** This Agreement constitutes the entire agreement between the parties and supersedes all prior oral and written agreements between said parties. This Agreement shall not be amended unless executed in writing by both parties.

Executed as of the day and year first above written to be effective on the effective date of annexation of the Property.

CITY OF GEORGETOWN

By: _____
Josh Schroeder
Mayor

Approved as to Form:

_____
Skye Masson
City Attorney

Attest:

_____
Robyn Densmore, TRMC
City Secretary

State of Texas §
County of Williamson §

This instrument was acknowledged before me on the _____ day of _____, 20___, by Josh Schroeder, Mayor of the City of Georgetown, a Texas municipal corporation, on behalf of said corporation.

By: _____

Notary Public, State of Texas

EXHIBIT “A”

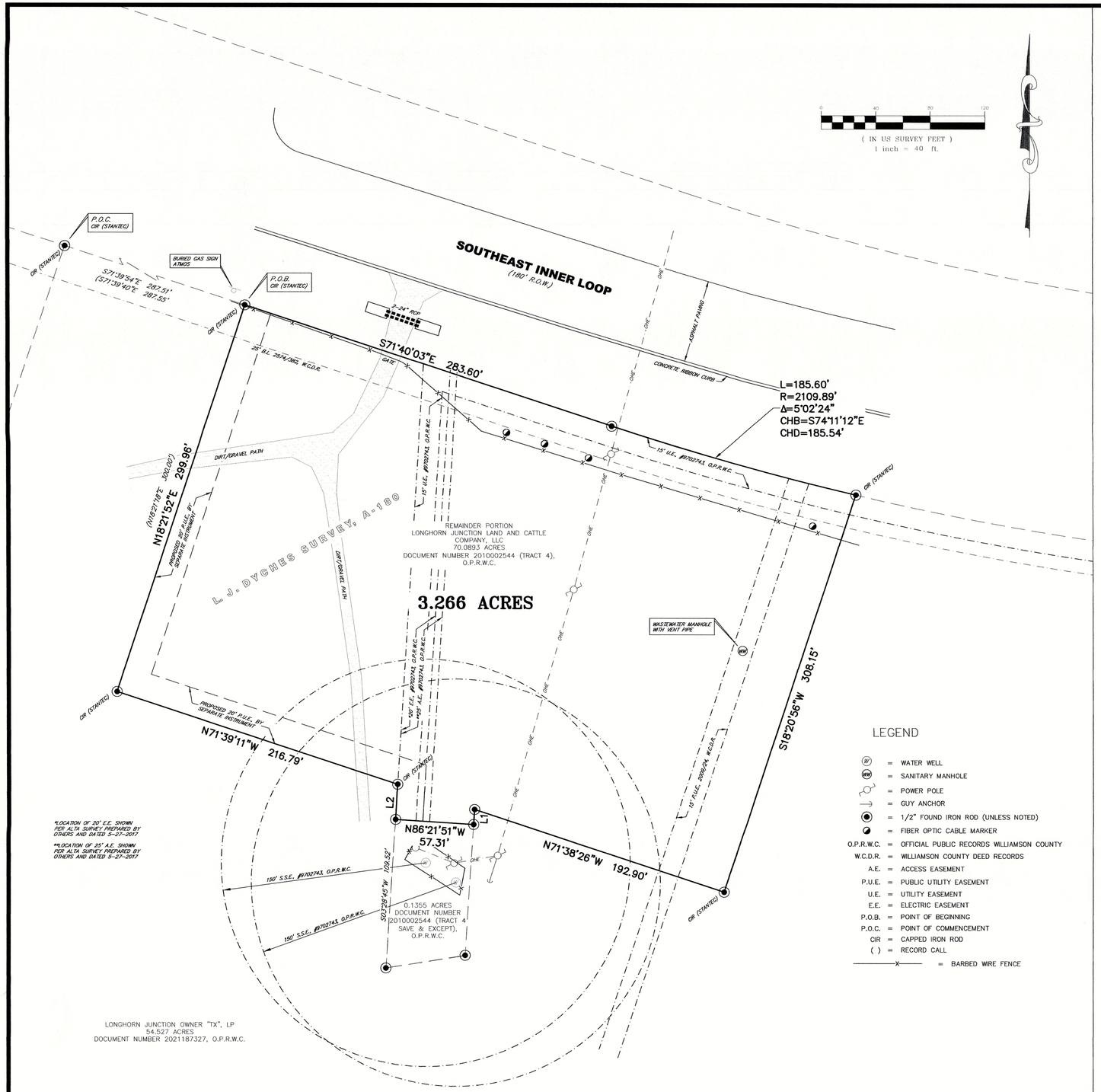

LINE TABLE		
NUMBER	BEARING	DISTANCE
LI	S03°54'26"W	11.10'
L2	N03°28'45"E	26.05'

LEGEND

(W)	=	WATER WELL
(MH)	=	SANITARY MANHOLE
	=	POWER POLE
	=	GUY ANCHOR
	=	1/2" FOUND IRON ROD (UNLESS NOTED)
	=	FIBER OPTIC CABLE MARKER
O.P.R.W.C.	=	OFFICIAL PUBLIC RECORDS WILLIAMSON COUNTY
W.C.D.R.	=	WILLIAMSON COUNTY DEED RECORDS
A.E.	=	ACCESS EASEMENT
P.U.E.	=	PUBLIC UTILITY EASEMENT
U.E.	=	UTILITY EASEMENT
E.E.	=	ELECTRIC EASEMENT
P.O.B.	=	POINT OF BEGINNING
P.O.C.	=	POINT OF COMMENCEMENT
CIR	=	CAPPED IRON ROD
( )	=	RECORD CALL
——X——	=	BARBED WIRE FENCE

NOTES

1. This tract lies in Zone X (area of minimal flood hazard) per FEMA Flood Insurance Rate Map No. 48491C0485F, effective date: 12-20-2019.

2. Bearings are referenced to the Texas Coordinate System of 1983 (NAD83), Central Zone, based on GPS observations with an average combined adjustment factor of 0.99987089411.

3. This survey was prepared with the benefit of a Commitment for Title Insurance, G.F. No. GT2200477, issued by Texan Title Insurance Company on January 11, 2022 (effective date: December 29, 2021) and is subject to the Schedule B exceptions contained therein:

a. Easement dated August 9, 1940, executed by The Federal Land Bank of Houston to Texas Power & Light Company, recorded in Volume 299, Page 391, Deed Records, Williamson County, Texas. Unable to trace location based on description in deed. All visible electric appurtenances shown hereon.

b. Easement dated July 26, 1940, executed by Henry E. Johnson and Dora A. Johnson to Texas Power & Light Company, recorded in Volume 299, Page 393, Deed Records, Williamson County, Texas. Unable to trace location based on description in deed. All visible electric appurtenances shown hereon.

c. Easement dated November 27, 1939, executed by J.E. Bullock to Texas Power & Light Company, recorded in Volume 301, Page 289, Deed Records, Williamson County, Texas. Unable to trace location based on description in deed. All visible electric appurtenances shown hereon.

e. Easement dated May 3, 1945, executed by Owen Sherrill and Kay D. Sherrill to Texas Power & Light Company, recorded in Volume 328, Page 628, Deed Records, Williamson County, Texas. Unable to trace location based on description in deed. All visible electric appurtenances shown hereon.

f. Easement dated May 7, 1946, executed by Owen Sherrill and Kay D. Sherrill to Texas Power & Light Company, recorded in Volume 337, Page 263, Official Records, Williamson County, Texas. Unable to trace location based on description in deed. All visible electric appurtenances shown hereon.

g. Easement dated December 23, 1947, executed by Owen Sherrill to Texas Power & Light Company, recorded in Volume 346, Page 394, Deed Records, Williamson County, Texas. Unable to trace location based on description in deed. All visible electric appurtenances shown hereon.

h. Easement dated January 21, 1948, executed by Owen Sherrill to Texas Power & Light Company, recorded in Volume 350, Page 228, Deed Records, Williamson County, Texas. Unable to trace location based on description in deed. All visible electric appurtenances shown hereon.

i. Easement dated July 18, 1960, to Texas Power & Light Company, recorded in Volume 450, Page 244, Deed Records, Williamson County, Texas. Unable to trace location form description in deed. Unable to trace location based on description in deed. All visible electric appurtenances shown hereon.

j. Easement dated November 4, 1974, executed by Owen Sherrill to Southwestern Bell Telephone Company, recorded in Volume 543, Page 308, Deed Records, Williamson County, Texas. Does not affect this tract.

k. Easement dated November 4, 1971, to Southwestern Bell Telephone Company, recorded in Volume 543, Page 312, Deed Records, Williamson County, Texas. Does not affect this tract.

l. Easement dated November 4, 1971, to Southwestern Bell Telephone Company, recorded in Volume 543, Page 409, Deed Records, Williamson County, Texas. Does not affect this tract.

m. Easement dated March 1, 1972, executed by Feed Lot Corporation to Southwestern Bell Telephone Company, recorded in Volume 546, Page 181, Deed Records, Williamson County, Texas. Deed not found under this recording.

n. Easement dated November 4, 1971, executed by Owen Sherrill to Southwestern Bell Telephone Company, recorded in Volume 548, Page 312, Deed Records, Williamson County, Texas. Deed not found under this recording.

o. Easement contained in Deed dated February 19, 1974, executed by Owen W. Sherrill and wife, Kay Deaver Sherrill, to National Housing Industries, Inc., recorded in Volume 583, Page 334, Deed Records, Williamson County, Texas. Does not affect this tract.

p. Easement dated October 12, 1977, executed by National Housing Industries, Inc. to Texas Power & Light Company and General Telephone Company, recorded in Volume 699, Page 901, Deed Records, Williamson County, Texas. Does not affect this tract.

q. Easement and Right of Way dated October 16, 1986, to General Telephone Company of the Southwest, recorded in Volume 1445, Page 767, Official Records, Williamson County, Texas. Does not affect this tract.

r. Easement and Right-of-Way dated June 28, 1988, executed by Georgetown Railroad Company to Texas Utilities Electric Company, recorded in Volume 1698, Page 315, Official Records, Williamson County, Texas. Unable to trace location based on description in deed. All visible electric appurtenances shown hereon.

s. Easement dated February 28, 1989, executed by Evelyn L. Joseph to the City of Georgetown, Texas, recorded ion Volume 1981, Page 461, Official Records, Williamson County, Texas. Does not affect this tract.

t. Utility Easement dated April 16, 1991, executed by Evelyn Joseph, Jimmy R. Joseph and Judi Merkord to the City of Georgetown, recorded in Volume 2006, Page 670, Official Records, Williamson County, Texas. Does not affect this tract.

v. Utility Easement dated April 10, 1991, executed by Georgetown Railroad Company, Inc. to the City of Georgetown, Texas, recorded in Volume 2009, Page 27, Official Records, Williamson County, Texas. Deed not found under this recording. Should be Volume 2009, Page 24, affects tract as shown.

w. Utility Easement dated June 25, 1991, executed by Jimmy R. Joseph and Joan Joseph to the City of Georgetown, Texas, recorded in Volume 2098, Page 485, Official Records, Williamson County, Texas. Deed not found under this recording.

x. Right of Way and Easement dated January 17, 1992, executed by Georgetown Railroad Company, Inc. to the City of Georgetown, Texas recorded in Volume 2098, Page 409, Official Records, Williamson County, Texas. Does not affect this tract.

y. Utility Easement dated April 10, 1991, executed by Georgetown Railroad Company, Inc. to the City of Georgetown, recorded in Volume 2009, Page 27, Official Records, Williamson County, Texas. Duplicate, see item 10.v.

z. Utility Easement dated September 13, 1994, executed by Georgetown Railroad Company, Inc. to the City of Georgetown, recorded in Volume 2605, Page 963, Official Records, Williamson County, Texas. Does not affect this tract.

aa. Easement and Right of Way dated October 19, 1994, executed by Georgetown Railroad Equipment Company to GTE Southwest Incorporated, recorded in Volume 2627, Page 148, Official Records, Williamson County, Texas. Unable to trace location from description in deed. All visible electric appurtenances shown hereon.

bb. Terms, provisions and stipulations of Lease of Real Property Well, Easements, Purchase of Water dated November 7, 1994, executed by and between Georgetown Rail Equipment Company and Jonah Water Special Utility District, recorded in Volume 2647, Page 571 and as modified under Document No. 9528157, Official Records, Williamson County, Texas. Does not affects this tract.

cc. Sanitary Easement, electrical easement, access easement and utility easement, as reserved in Warranty Deed dated January 17, 1997, from Georgetown Rail Equipment Company, Inc. to Gregory G. Hall, recorded under Document No. 9702743, Official Records, Williamson County, Texas. Affects tract as shown hereon.

dd. Easements contained in Deed dated January 17, 1997, executed by Gregory G. Hall, to Williamson County, Texas, recorded under Document No. 9702929, Official Records, Williamson County, Texas. Easements referenced do not appear to affect. Deed references survey dated June 13, 1996. Said survey was not provided.

ee. Easement and Right of Way dated September 29, 2009, executed by Clearwater Crossing Limited Partnership, LLP to Oncor Electric Delivery Company, LLC, recorded under Document No. 2010008675, Official Records, Williamson County, Texas. Does not affect this tract.

ff. Terms, provisions and stipulations of Easement Agreement For Reciprocal Access dated September 6, 2011, executed by and between Longhorn Junction Land and Cattle Company, LLC and Candleoffice, LLC, recorded under Document No. 2011060822, Official Records, Williamson County, Texas. Does not appear to affect this tract.

ii. Pipeline and Aboveground Facilities Easement dated September 6, 2017, to Atmos Energy Corporation, recorded under Document No. 2017086718, Official Records, Williamson County, Texas. Does not affect this tract.

jj. Easement Agreement For Signs dated March 22, 2018, to LJ Pylon Sign, LLC, recorded under Document No. 2018023842, Official Records, Williamson County, Texas. Does not affect this tract.

ll. Terms, conditions, and stipulations of that Private Driveway Easement Agreement dated December 7, 2021, executed by and between Longhorn Junction Owners (TX), LP, and Longhorn Junction Land and Cattle Company, LLC, recorded under Document No. 2021187325. Does not affect this tract.

FIELD NOTES FOR 3.266 ACRES

Being a 3.266 acre tract of land located in the L.J. Dyches Survey, Abstract Number 180 Williamson County, Texas. Said 3.266 acre tract being a portion of a called 70.0893 acre tract of land recorded in the name of Longhorn Junction Land and Cattle Company, LLC in Document Number 2010002544 (Tract 4), Official Public Records of Williamson County Texas (O.P.R.W.C.), said 3.266 acre tract of land being more particularly described by metes and bound as follows: (Bearings are based on the Texas State Plane Coordinate System, Central Zone).

Commencing at a capped iron rod found stamped "Stantec" for the northwesterly corner of a called 54.527 acre tract of land recorded in the name of Longhorn Junction Owner "Tx", LP, in Document Number 2021187327, O.P.R.W.C., said iron rod being on the southerly Right-of-Way (R.O.W.) line of SE Inner Loop (180' wide);

Thence, with the northerly line of said 54.527 acre tract and the southerly R.O.W. line of said SE Inner Loop, South 71 degrees 39 minutes 54 seconds East, a distance of 287.51 feet to a capped iron rod found stamped "Stantec", said iron rod being a corner point of said 54.527 acre tract and a corner of said 70.0893 acre remainder tract, for the Point of Beginning of the herein described tract;

Thence, with the northerly line of said reminder tract and the southerly R.O.W. line of said SE Inner Loop the following two (2) courses and distances;

1. South 71 degrees 40 minutes 03 seconds East, a distance of 283.60 feet to a 1/2-inch iron rod found;
2. 185.60 feet along the arc of a curve to the left, said curve having a central angle of 5 degrees 02 minutes 24 seconds, a radius of 2,109.89 feet and a chord that bears South 74 degrees 11 minutes 12 seconds East, a distance of 185.54 feet to a capped iron rod found stamped "Stantec" for a corner point of said 70.0893 acre remainder tract and said 54.527 acre tract;

Thence, with the common line between said 70.0893 acre remainder tract and said 54.527 acre tract the following three (3) courses and distances;

1. South 18 degrees 20 minutes 56 seconds West, a distance of 308.15 feet to a capped iron rod found stamped "Stantec";
2. North 71 degrees 38 minutes 26 seconds West, a distance of 192.90 feet to a 1/2-inch iron rod found;
3. South 3 degrees 54 minutes 26 seconds West, a distance of 11.10 feet to a 1/2-inch iron rod found, said iron rod being the northeasterly corner of a called 0.1355 acre tract of land described as save & except tract in Document Number 2010002544 (Tract 4), O.P.R.W.C.;

Thence, with the southerly line of said 70.0893 acre remainder tract and the northerly line of said 0.1355 acre save & except tract, North 86 degrees 21 minutes 51 seconds West, a distance of 57.31 feet to a 1/2-inch iron rod found, said iron rod being the northwesterly corner of said 0.1355 acre save & except tract and being on an interior line of aforesaid 54.527 acre tract;

Thence, with the common line between said 70.0893 acre remainder tract and said 54.527 acre tract, the following three (3) courses and distances;

1. North 3 degrees 28 minutes 45 seconds East, a distance of 26.05 feet to a capped iron rod found stamped "Stantec";
2. North 71 degrees 39 minutes 11 seconds West, a distance of 216.79 feet to a capped iron rod found stamped "Stantec";
3. North 18 degrees 21 minutes 52 seconds East, a distance of 299.96 feet to the Point of Beginning and containing 3.266 acres of land.

This survey substantially complies with the current Texas Society of Professional Surveyors Manual of Practice requirements for a Category 1A, Condition III, TBPS Land Title Survey. Field Work was completed on 2-16-2022.

Alan Jay Horton
Registered Professional Land Surveyor
Texas Registration No. 5768
281-499-4539

STATE OF TEXAS REGISTERED ALAN JAY HORTON 5768 PROFESSIONAL LAND SURVEYOR

LAND TITLE SURVEY

3.266 ACRES

Being a portion of a called 70.0893 acre tract of land recorded in the name of Longhorn Junction Land and Cattle Company, LLC in Document Number 2010002544, (Tract 4) O.P.R.W.C.. located in the L.J. Dyches Survey, A-180

WILLIAMSON COUNTY, TEXAS

GBI PARTNERS
LAND SURVEYING CONSULTANTS
7696 183A, BUILDING 2, STE. A • LEANDER, TX 78641
PHONE: 281-499-4539 • WWW.GBISURVEY.COM
TBPELS # 10194150 • TBPE # F17284

SCALE: 1"= 40'	JOB NO. 220103	DATE: 2-17-2022
CREW CHIEF: CL	FIELD BOOK: A2201	DWG.: 220103

N:\Data\220103\220103.dwg

County: Williamson
Project: 3.3 Acre Inner Loop
Job No.: A220103
MB No.: 22-003

FIELD NOTES FOR 3.266 ACRES

Being a 3.266 acre tract of land located in the L.J. Dyches Survey, Abstract Number 180 Williamson County, Texas. Said 3.266 acre tract being a portion of a called 70.0893 acre tract of land recorded in the name of Longhorn Junction Land and Cattle Company, LLC in Document Number 2010002544 (Tract 4), Official Public Records of Williamson County Texas (O.P.R.W.C.), said 3.266 acre tract of land being more particularly described by metes and bound as follows: *(Bearings are based on the Texas State Plane Coordinate System, Central Zone).*

Commencing at a capped iron rod found stamped "Stantec" for the northwesterly corner of a called 54.527 acre tract of land recorded in the name of Longhorn Junction Owner "Tx", LP, in Document Number 2021187327, O.P.R.W.C., said iron rod being on the southerly Right-of-Way (R.O.W.) line of SE Inner Loop (180' wide);

Thence, with the northerly line of said 54.527 acre tract and the southerly R.O.W. line of said SE Inner Loop, South 71 degrees 39 minutes 54 seconds East, a distance of 287.51 feet to a capped iron rod found stamped "Stantec", said iron rod being a corner point of said 54.527 acre tract and a corner of said 70.0893 acre remainder tract, for the **Point of Beginning** of the herein described tract;

Thence, with the northerly line of said reminder tract and the southerly R.O.W. line of said SE Inner Loop the following two (2) courses and distances;

1. South 71 degrees 40 minutes 03 seconds East, a distance of 283.60 feet to a 1/2-inch iron rod found;

2. 185.60 feet along the arc of a curve to the left, said curve having a central angle of 5 degrees 02 minutes 24 seconds, a radius of 2,109.89 feet and a chord that bears South 74 degrees 11 minutes 12 seconds East, a distance of 185.54 feet to a capped iron rod found stamped "Stantec" for a corner point of said 70.0893 acre remainder tract and said 54.527 acre tract;

Thence, with the common line between said 70.0893 acre remainder tract and said 54.527 acre tract the following three (3) courses and distances;

1. South 18 degrees 20 minutes 56 seconds West, a distance of 308.15 feet to a capped iron rod found stamped "Stantec";

2. North 71 degrees 38 minutes 26 seconds West, a distance of 192.90 feet to a 1/2-inch iron rod found;

3. South 3 degrees 54 minutes 26 seconds West, a distance of 11.10 feet to a 1/2-inch iron rod found, said iron rod being the northeasterly corner of a called 0.1355 acre tract of land described as save & except tract in Document Number 2010002544 (Tract 4), O.P.R.W.C.;

Thence, with the southerly line of said 70.0893 acre remainder tract and the northerly line of said 0.1355 acre save & except tract, North 86 degrees 21 minutes 51 seconds West, a distance of 57.31 feet to a 1/2-inch iron rod found, said iron rod being the northwesterly corner of said 0.1355 acre save & except tract and being on an interior line of aforesaid 54.527 acre tract;

Thence, with the common line between said 70.0893 acre remainder tract and said 54.527 acre tract, the following three (3) courses and distances;

1. North 3 degrees 28 minutes 45 seconds East, a distance of 26.05 feet to a capped iron rod found stamped "Stantec";

2. North 71 degrees 39 minutes 11 seconds West, a distance of 216.79 feet to a capped iron rod found stamped "Stantec";

3. North 18 degrees 21 minutes 52 seconds East, a distance of 299.96 feet to the **Point of Beginning** and containing 3.266 acres of land.

GBI Partners
TBPELS Firm No. 10194150
Ph: 281-499-4539
February 20, 2022

City of Georgetown, Texas
City Council
March 10, 2026

SUBJECT:
Municipal Service Agreement - 2025-7-ANX - FM 971

SUGGESTED ACTION:
Consideration and possible action to approve a municipal service agreement (MSA) for approximately 59.54 Acres of City of Georgetown owned property situated in the John Berry Survey, Abstract 51, known as the Three Forks Water Reclamation Plant, generally located at FM 971 (2025-7-ANX) -- Ryan Clark, AICP, Planning Manager

ITEM SUMMARY:
Overview of Applicant's Request:
The City seeks to annex the subject property, which belongs to the City, as part of its development into the Three Forks Water Reclamation Plant.

FINANCIAL IMPACT:
None. The applicant has paid the required application fees.

SUBMITTED BY:
Hunter Gould, Planning Department

ATTACHMENTS:
2025-7-ANX - MSA Presentation.pdf
2025-7-ANX Three Forks Water Reclamation Plant Municipal Service Agreement.pdf

Northlands Water Reclamation Plant– Resolution 2025-7-ANX

March 10, 2026 | City Council

GEORGETOWN TEXAS

Item Under Consideration

2025-7-ANX

- Consideration and possible action to approve a municipal service agreement (MSA) for approximately 59.54 Acres of City of Georgetown owned property situated in the John Berry Survey, Abstract 51, known as the Three Forks Water Reclamation Plant, generally located at FM 971 (2025-7-ANX). Ryan Clark, AICP, Planning Manager

GEORGETOWN
TEXAS
more than welcome

Aerial

2025-7-ANX

Site
City Limits
Georgetown ETJ

N

0 0.13 0.25 Miles

Annexation Process

Resolution

★ Municipal Service Agreement

Public Hearing & 1st Reading of an Ordinance

2nd Reading of an Ordinance

P&Z Public Hearing & Recommendation on Zoning

Tentative Schedule

Status	Date	Body	Purpose
✓	February 10	City Council	Resolution to begin Annexation Proceedings
✓	March 3	P&Z	Public Hearing & Consideration of Zoning
✓	March 10	City Council	Municipal Services Agreement
	March 24	City Council	Public Hearing & 1st Reading
	April 14	City Council	2nd Reading

MUNICIPAL SERVICES AGREEMENT

BETWEEN THE CITY OF GEORGETOWN, TEXAS

AND THE CITY OF GEORGETOWN, TEXAS

This Municipal Services Agreement ("Agreement") is entered into on the _____ day of _____, _____ by and between the City of Georgetown, Texas, a home-rule municipality of the State of Texas ("City") and The City of Georgetown ("Owner").

RECITALS

The parties agree that the following recitals are true and correct and form the basis upon which the parties have entered into this Agreement

WHEREAS, Section 43.0671 of the Local Government Code permits the City to annex an area if each owner of land in an area requests the annexation;

WHEREAS, where the City elects to annex such an area, the City is required to enter into a written agreement with the property owner(s) that sets forth the City services to be provided for the Property on or after the effective date of annexation (the "Effective Date");

WHEREAS, the City owns certain parcels of land located at FM 971, Georgetown, Texas 78626, which consists of approximately 59.64 acres of land in the City's extraterritorial jurisdiction, such property being more particularly described and set forth in Exhibit "A" attached and incorporated herein by reference ("Property");

WHEREAS, Owner has filed a written request with the City for annexation of the Property, identified as Annexation Case No. 2025-7-ANX ("Annexation Case");

WHEREAS, City and Owner desire to set out the City services to be provided for the Property on or after the effective date of annexation;

WHEREAS, the Annexation Case and execution of this Agreement are subject to approval by the Georgetown City Council; and

NOW THEREFORE, in exchange for the mutual covenants, conditions and promises contained herein, City and Owner agree as follows:

1. **PROPERTY.** This Agreement is only applicable to the Property, which is the subject of the Annexation Case.

2. **INTENT.** It is the intent of the City that this Agreement provide for the delivery of full, available municipal services to the Property in accordance with state law, which may be accomplished through any means permitted by law.

3. MUNICIPAL SERVICES.

a. Commencing on the Effective Date, the City will provide the municipal services set forth below. As used in this Agreement, "providing services" includes having services provided by any method or means by which the City may extend municipal services to any other area of the City, including the City's infrastructure extension policies and developer or property owner participation in accordance with applicable city ordinances, rules, regulations, and policies.

i. Fire Protection and Emergency Medical Services – The City of Georgetown Fire Department will provide response services in the annexed area consisting of: fire suppression and rescue; emergency response to 9-1-1 calls; fire prevention education efforts, and other duties and services provided by the Georgetown Fire Department.

ii. Police – The City's Police Department will provide protection and law enforcement services.

iii. Planning and Development, Building Permits, and Inspections Services - Upon annexation, the City will provide site plan review; zoning approvals; Building Code and other standard Code inspection services; City Code enforcement; sign regulations and permits; and Stormwater Permit services in the annexed.

iv. Parks and Recreational Facilities. Residents of the Property will be permitted to utilize all existing publicly-owned parks and recreational facilities and all such facilities acquired or constructed after the Effective Date (including community service facilities, libraries, swimming pools, etc.), throughout the City. Any private parks, facilities, and buildings will be unaffected by the annexation; provided, however, that the City will provide for maintenance and operation of the same upon acceptance of legal title thereto by the City and appropriations therefor. In the event the City acquires any other parks, facilities, or buildings necessary for City services within the Property, the appropriate City department will provide maintenance and operations of the same.

v. Other Publicly Owned Buildings. Residents of the Property will be permitted to use all other publicly owned buildings and facilities where the public is granted access.

vi. Library – Upon annexation, library privileges will be available to anyone residing in the annexed area

vii. Stormwater Utility Services – The Property will be included in the City's Stormwater Utility service area and will be assessed a monthly fee based on the amount of impervious surface. The fees

will cover the direct and indirect costs of stormwater management services.

viii. Streets, Roads, and Street Lighting – The City will provide preventative maintenance of the existing public streets and roads in the annexed area over which it has jurisdiction through maintenance and preventative maintenance services such as emergency pavement repair; ice and snow monitoring; crack seal, sealcoat, slurry seal, and PM overlay; and other routine repair. The City shall not maintain private roads in the annexed area. Preventative maintenance projects are prioritized on a City-wide basis and scheduled based on a variety of factors, including surface condition, rideability, age, traffic volume, functional classification, and available funding. As new streets are dedicated and accepted for maintenance they will be included in the City's preventative maintenance program.

ix. Water and Wastewater Facilities in the Annexed Area that Are Not Within the Area of Another Water or Wastewater Utility –City-owned water and wastewater facilities that exist in the annexed area will be maintained in accordance with City ordinances, standards, policies and procedures.

x. Solid Waste Services – The City will provide solid waste collection services in accordance with existing City ordinances and policies, except where prohibited by law.

xi. Code Compliance – The City's Code Department will provide education, enforcement, and abatement relating to code violations within the Property.

xii. Animal Control Services – Upon annexation, the City shall provide animal control services in the annexed area.

xiii. Business Licenses and Regulations – Upon annexation, the City shall provide business licensing services (Carnivals Circuses and Other Exhibitions; Electrician's Licenses; Gross Receipts Charge or Street Rental; Peddlers and Solicitors; Taxicabs, Buses and Other Vehicles for Hire; Horse Drawn Carriages and other Non-Motorized Vehicles for Hire; Sexually Oriented Businesses; and Alcoholic Beverages) in the annexed area

b. The City will provide water service and wastewater treatment service to developments established after the Effective Date in accordance with, and on the schedule determined by, the City's extension policies, capital improvements schedule, and applicable law and at rates established by City ordinances for such services.

c. The City may impose a fee for any municipal service in the area annexed if

the same type of fee is imposed within the corporate boundaries of the City. All City fees are subject to revision from time to time by the City in its sole discretion.

d. It is understood and agreed that the City is not required to provide a service that is not included in this Agreement.

e. Owner understands and acknowledges that the City departments listed above may change names or be re-organized by the City Manager. Any reference to a specific department also includes any subsequent City department that will provide the same or similar services.

4. **SERVICE LEVEL.** The City will provide the Property with a level of services, infrastructure, and infrastructure maintenance that is comparable to the level of services, infrastructure, and infrastructure maintenance available in other parts of the City with topography, land use, and population density similar to those reasonably contemplated or projected for the Property.

5. **AUTHORITY.** City and Owner represent that they have full power, authority and legal right to execute, deliver and perform their obligations pursuant to this Agreement. Owner acknowledges that approval of the Annexation Case is within the sole jurisdiction of the City Council. Nothing in this Agreement guarantees favorable decisions by the City Council.

6. **SEVERABILITY.** If any part, term, or provision of this Agreement is held by the courts to be illegal, invalid, or otherwise unenforceable, such illegality, invalidity, or unenforceability will not affect the validity of any other part, term or provision, and the rights of the parties will be construed as if the part, term, or provision was never part of the Agreement.

7. **INTERPRETATION.** The parties to this Agreement covenant and agree that in any litigation relating to this Agreement, the terms and conditions of the Agreement will be interpreted according to the laws of the State of Texas. The parties acknowledge that they are of equal bargaining power and that each of them was represented by legal counsel in the negotiation and drafting of this Agreement.

8. **GOVERNING LAW AND VENUE.** Venue shall be in the state courts located in Williamson County, Texas or the United States District Court for the Western District of Texas, Austin Division and construed in conformity with the provisions of Texas Local Government Code Chapter 43.

9. **NO WAIVER.** The failure of either party to insist upon the performance of any term or provision of this Agreement or to exercise any right granted hereunder shall not constitute a waiver of that party's right to insist upon appropriate performance or to assert any such right on any future occasion.

10. **GOVERNMENTAL POWERS.** It is understood that by execution of this Agreement, the City does not waive or surrender any of its governmental powers

or immunities.

11. **COUNTERPARTS**. This Agreement may be executed in any number of counterparts, each of which shall be deemed an original and constitute one and the same instrument.

12. **CAPTIONS**. The captions to the various clauses of this Agreement are for informational purposes only and shall not alter the substance of the terms and conditions of this Agreement.

13. **AGREEMENT BINDS AND BENEFITS SUCCESSORS AND RUNS WITH THE LAND**. This Agreement is binding on and inures to the benefit of the parties, their successors, and assigns. The term of this Agreement constitutes covenants running with the land comprising the Property, is binding on the Owner and the City, and is enforceable by any current or future owner of any portion of the Property.

14. **ENTIRE AGREEMENT.** This Agreement constitutes the entire agreement between the parties and supersedes all prior oral and written agreements between said parties. This Agreement shall not be amended unless executed in writing by both parties.

Executed as of the day and year first above written to be effective on the effective date of annexation of the Property.

CITY OF GEORGETOWN

By: _____
Josh Schroeder
Mayor

Approved as to Form:

_____
Skye Masson
City Attorney

Attest:

_____
Robyn Densmore, TRMC
City Secretary

State of Texas §
County of Williamson §

This instrument was acknowledged before me on the _____ day of _____, 20___, by Josh Schroeder, Mayor of the City of Georgetown, a Texas municipal corporation, on behalf of said corporation.

By: _____

Notary Public, State of Texas

EXHIBIT “A”

59.54 Acres
John Berry Survey, Abstract 51
Williamson County, Texas

DESCRIPTION

DESCRIPTION OF A 59.54 ACRE TRACT OF LAND, LOCATED IN THE JOHN BERRY SURVEY, ABSTRACT 51, WILLIAMSON COUNTY, TEXAS, BEING A PORTION OF THAT CERTAIN CALLED 59.41 ACRE TRACT OF LAND DESCRIBED IN A PARTITION DEED TO DAVID TERRY GIBSON AND JERRY PAT GIBSON OF RECORD IN VOLUME 1858, PAGE 107, OF THE DEED RECORDS OF WILLIAMSON COUNTY, TEXAS, (DR) SAID 59.54 ACRE TRACT OF LAND BEING SURVEYED ON THE GROUND IN APRIL AND MAY, 2023, UNDER THE DIRECT SUPERVISION OF MIGUEL A. ESCOBAR, LSLS, RPLS, AND BEING MORE PARTICULARLY DESCRIBED BY METES AND BOUNDS AS FOLLOWS:

BEGINNING at a calculated point in the north right of way line of Farm to Market Road No. 971 (FM 971), an 80 foot right of way, dedicated in Volume 453, Page 284 and Volume 453, Page 286, DR, at its intersection with the east boundary line of said 59.41 acre tract of land, for the southwest corner of a called 116.60 acre tract of land described in a Warranty Deed to Pinnacle Building Co., Inc. of record in Document Number 2021008145, of the Official Public Records of Williamson County, Texas (OPR), and for the **POINT OF BEGINNING**, from which point a 1/2-inch iron rod found with cap stamped “ATWELL LLC” bears South 20°49'00" East, a distance of 0.66 feet;

THENCE, **South 20°49'00" East**, with the east boundary line of that certain 0.730 acre (Part 2) right-of-way easement described in Volume 453, Page 286, DR, same line being the east boundary line of said 59.41 acre tract, a distance of **76.21 feet**, to a calculated point for the southeast corner of said 59.41 acre tract, and for the southeast corner of the herein described tract;

THENCE, **South 82°52'30" West**, with the south boundary line of said 59.41 acre tract of land, a distance of **431.50 feet**, to a calculated point in the west boundary line of said 0.730 acre (Part 2) right-of-way easement, for a corner of the herein described tract;

THENCE, **North 56°37'30" West**, with said west boundary line of the 0.730 acre (Part 2) right-of-way easement, with the approximate centerline of Pecan Branch, at a distance of 57.25 feet pass the southeast corner of a called 4.59 acre tract of land described in a Warranty Deed to David Terry Gibson of record in Document Number 2012101071, OPR, in all a total distance of **178.02 feet**, to a calculated point, for a corner of the herein described tract;

THENCE, continuing with the approximate centerline of Pecan Branch, same line being the common boundary line of said 59.41 acre tract and said 4.59 acre tract, the following eleven (11) courses and distances:

1. **North 47°22'30" West**, a distance of **175.02 feet**, to a calculated point;
2. **North 82°42'30" West**, a distance of **256.03 feet**, to a calculated point ;
3. **South 63°47'30" West**, a distance of **96.01 feet**, to a calculated point;
4. **South 09°22'30" East**, a distance of **146.02 feet**, to a calculated point;
5. **South 42°17'30" West**, a distance of **142.02 feet**, to a calculated point;
6. **South 85°07'30" West**, a distance of **125.01 feet**, to a calculated point;

7. **South 65°07'30" West**, a distance of **144.02 feet**, to a calculated point;
8. **North 46°57'30" West**, a distance of **95.01 feet**, to a calculated point;
9. **North 23°42'30" West**, a distance of **58.01 feet**, to a calculated point;
10. **South 79°37'30" West**, a distance of **184.02 feet**, to a calculated point;
11. **South 49°07'30" West**, a distance of **77.01 feet**, to a 5/8-inch iron rod set with cap stamped "INLAND GEODETICS" for the northwest corner of said 4.59 acre tract, same point being an ell corner of said 59.41 acre tract and an ell corner of the herein described tract;

THENCE, **South 20°52'30" East**, with the west boundary line of said 4.59 acre tract and an east boundary line of said 59.41 acre tract, a distance of **121.01 feet**, to a 5/8-inch iron rod set with cap stamped "INLAND GEODETICS" in the north right of way line of the Old Georgetown to Weir Road, no dedication found to date, for an ell corner of said 59.41 acre tract and for an ell corner of the herein described tract;

THENCE, **South 52°57'30" West**, with said north right of way line of Old Georgetown to Weir Road, a distance of **50.42 feet**, to a calculated point in the east boundary line of a called 2.186 acre tract of land described in a General Warranty Deed with Vendor's Lien to Robin De Miranda and Alfa Knoll of record in Document Number 2020158567, OPR, for an ell corner of the herein described tract;

THENCE, **North 21°24'13" West**, with said east boundary line of said 2.186 acre tract, a distance of **138.08 feet**, to a 5/8-inch iron rod set with cap stamped "INLAND GEODETICS" for the northeast corner of said 2.186 acre tract, and for an ell corner of the herein described tract;

THENCE, **South 73°13'40" West**, with the north boundary line of said 2.186 acre tract, a distance of **415.30 feet**, to a calculated point for the northwest corner of said 2.186 acre tract, a corner of a called 52.3602 acre tract of land described in a Warranty Deed with Vendor's Lien to Thomas E. Byrd and Tracie J. Byrd of record in Volume 2416, Page 424, DR, and for the southerly southwest corner of the herein described tract, from which point a bent 1/2-inch iron rod found in said north right of way line of Old Georgetown to Weir Road bears, South 20°27'48" East, a distance of 289.27 feet;

THENCE, **North 46°20'19" West**, with the southwest boundary line of said 59.41 acre tract, a distance of **155.20 feet**, to a 5/8-inch iron rod set with cap stamped "INLAND GEODETICS" in the east boundary line of said 52.3602 acre tract, for the westerly southwest corner of the herein described tract;

THENCE, **North 11°58'10" West**, with said east boundary line of said 52.3602 acre tract, a distance of **1284.48 feet**, to a 5/8-inch iron rod set with cap stamped "INLAND GEODETICS" in the west boundary line of said 59.41 acre tract, for an ell corner of said 52.3602 acre tract and the westerly northwest corner of the herein described tract;

THENCE, with the northeast boundary line of said 52.3602 acre tract, the following three (3) courses and distances:

1. **North 32°34'46" East**, a distance of **28.38 feet**, to a 5/8-inch iron rod set with cap stamped "INLAND GEODETICS";

2. **North 66°27'32" East**, a distance of **395.96 feet**, to a 5/8-inch iron rod set with cap stamped "INLAND GEODETICS";
3. **North 69°49'06" East**, a distance of **60.34 feet**, to a 5/8-inch iron rod set with cap stamped "INLAND GEODETICS" in the north boundary line of said 59.41 acre tract, same line being a south boundary line of said 116.61 acre tract, for the northernmost northwest corner of the herein described tract;

THENCE, with the common boundary line of said 59.41 acre tract and 116.60 acre tract, the following two (2) courses and distances:

1. **South 76°47'30" East**, a distance of **1804.20 feet**, to a concrete monument found for an ell corner of said 116.60 acre tract, the northeast corner of said 59.41 acre tract, and the northeast corner of the herein described tract;
2. **South 20°49'00" East**, a distance of **872.45 feet**, to the **POINT OF BEGINNING** and containing 59.54 acres of land, more or less, within these metes and bounds.

Bearings are based on the Texas Coordinate System of 1983, Central Zone, (NAD 83(2011)). All distances are surface values represented in US Survey Feet based on a Grid-to-Surface Combined Adjustment Factor of 1.00012.

The foregoing metes and bounds description, and survey on which it was based, is accompanied by and a part of a survey map of the subject tract.

THE STATE OF TEXAS §
§ KNOWN ALL MEN BY THESE PRESENT
COUNTY OF TRAVIS §

That I, Miguel A. Escobar, a Registered Professional Land Surveyor, do hereby certify that the above description and the accompanying sketch is true and correct to the best of my knowledge and belief and the property described herein was determined by a survey made on the ground during the months of April and May, 2023, under my direct supervision.

WITNESS MY HAND AND SEAL at Round Rock, Williamson County, Texas on this 25th of May, 2023, A.D.

INLAND GEODETICS

Miguel A. Escobar, L.S.L.S., R.P.L.S.
Texas Reg. No. 5630
1504 Chisholm Trail Rd #103
Round Rock, TX 78681
TBPELS Firm No. 10059100
P:\Projects\City of Georgetown (CoG)\COG-008-FM 971\5 -Descriptions-Reports\COG-008-Description-FM 971.docx

City of Georgetown, Texas
City Council
March 10, 2026

SUBJECT:
Municipal Service Agreement - 2025-6-ANX - Ronald Reagan Boulevard

SUGGESTED ACTION:
Consideration and possible action to approve a municipal service agreement (MSA) for approximately 20 Acres of City of Georgetown owned property situated in the Frederick Foy Survey, Abstract No. 229, to be known as the Northlands Water Reclamation Plant, generally located at Ronald Reagan Boulevard (2025-6-ANX) -- Ryan Clark, AICP, Planning Manager

ITEM SUMMARY:
Overview of Applicant's Request:
The City seeks to annex the subject property, which belongs to the City, as part of its development into the Northlands Water Reclamation Plant.

FINANCIAL IMPACT:
None. The applicant has paid the required application fees.

SUBMITTED BY:
Hunter Gould, Planning Department

ATTACHMENTS:
2025-6-ANX Northlands Water Reclamation Plant Municipal Service Agreement.pdf
2025-6-ANX - MSA Presentation.pdf

MUNICIPAL SERVICES AGREEMENT

BETWEEN THE CITY OF GEORGETOWN, TEXAS

AND THE CITY OF GEORGETOWN, TEXAS

This Municipal Services Agreement ("Agreement") is entered into on the _____ day of _____, _____ by and between the City of Georgetown, Texas, a home-rule municipality of the State of Texas ("City") and The City of Georgetown ("Owner").

RECITALS

The parties agree that the following recitals are true and correct and form the basis upon which the parties have entered into this Agreement

WHEREAS, Section 43.0671 of the Local Government Code permits the City to annex an area if each owner of land in an area requests the annexation;

WHEREAS, where the City elects to annex such an area, the City is required to enter into a written agreement with the property owner(s) that sets forth the City services to be provided for the Property on or after the effective date of annexation (the "Effective Date");

WHEREAS, the City owns certain parcels of land located at 31601 Ronald Reagan Boulevard, Georgetown, Texas 78627, which consists of approximately 20 acres of land in the City's extraterritorial jurisdiction, such property being more particularly described and set forth in Exhibit "A" attached and incorporated herein by reference ("Property");

WHEREAS, Owner has filed a written request with the City for annexation of the Property, identified as Annexation Case No. 2025-6-ANX ("Annexation Case");

WHEREAS, City and Owner desire to set out the City services to be provided for the Property on or after the effective date of annexation;

WHEREAS, the Annexation Case and execution of this Agreement are subject to approval by the Georgetown City Council; and

NOW THEREFORE, in exchange for the mutual covenants, conditions and promises contained herein, City and Owner agree as follows:

1. **PROPERTY.** This Agreement is only applicable to the Property, which is the subject of the Annexation Case.

2. **INTENT.** It is the intent of the City that this Agreement provide for the delivery of full, available municipal services to the Property in accordance with state law, which may be accomplished through any means permitted by law.

3. MUNICIPAL SERVICES.

a. Commencing on the Effective Date, the City will provide the municipal services set forth below. As used in this Agreement, "providing services" includes having services provided by any method or means by which the City may extend municipal services to any other area of the City, including the City's infrastructure extension policies and developer or property owner participation in accordance with applicable city ordinances, rules, regulations, and policies.

i. Fire Protection and Emergency Medical Services – The City of Georgetown Fire Department will provide response services in the annexed area consisting of: fire suppression and rescue; emergency response to 9-1-1 calls; fire prevention education efforts, and other duties and services provided by the Georgetown Fire Department.

ii. Police – The City's Police Department will provide protection and law enforcement services.

iii. Planning and Development, Building Permits, and Inspections Services - Upon annexation, the City will provide site plan review; zoning approvals; Building Code and other standard Code inspection services; City Code enforcement; sign regulations and permits; and Stormwater Permit services in the annexed.

iv. Parks and Recreational Facilities. Residents of the Property will be permitted to utilize all existing publicly-owned parks and recreational facilities and all such facilities acquired or constructed after the Effective Date (including community service facilities, libraries, swimming pools, etc.), throughout the City. Any private parks, facilities, and buildings will be unaffected by the annexation; provided, however, that the City will provide for maintenance and operation of the same upon acceptance of legal title thereto by the City and appropriations therefor. In the event the City acquires any other parks, facilities, or buildings necessary for City services within the Property, the appropriate City department will provide maintenance and operations of the same.

v. Other Publicly Owned Buildings. Residents of the Property will be permitted to use all other publicly owned buildings and facilities where the public is granted access.

vi. Library – Upon annexation, library privileges will be available to anyone residing in the annexed area

vii. Stormwater Utility Services – The Property will be included in the City's Stormwater Utility service area and will be assessed a monthly fee based on the amount of impervious surface. The fees

will cover the direct and indirect costs of stormwater management services.

viii. Streets, Roads, and Street Lighting – The City will provide preventative maintenance of the existing public streets and roads in the annexed area over which it has jurisdiction through maintenance and preventative maintenance services such as emergency pavement repair; ice and snow monitoring; crack seal, sealcoat, slurry seal, and PM overlay; and other routine repair. The City shall not maintain private roads in the annexed area. Preventative maintenance projects are prioritized on a City-wide basis and scheduled based on a variety of factors, including surface condition, rideability, age, traffic volume, functional classification, and available funding. As new streets are dedicated and accepted for maintenance they will be included in the City's preventative maintenance program.

ix. Water and Wastewater Facilities in the Annexed Area that Are Not Within the Area of Another Water or Wastewater Utility –City-owned water and wastewater facilities that exist in the annexed area will be maintained in accordance with City ordinances, standards, policies and procedures.

x. Solid Waste Services – The City will provide solid waste collection services in accordance with existing City ordinances and policies, except where prohibited by law.

xi. Code Compliance – The City's Code Department will provide education, enforcement, and abatement relating to code violations within the Property.

xii. Animal Control Services – Upon annexation, the City shall provide animal control services in the annexed area.

xiii. Business Licenses and Regulations – Upon annexation, the City shall provide business licensing services (Carnivals Circuses and Other Exhibitions; Electrician's Licenses; Gross Receipts Charge or Street Rental; Peddlers and Solicitors; Taxicabs, Buses and Other Vehicles for Hire; Horse Drawn Carriages and other Non-Motorized Vehicles for Hire; Sexually Oriented Businesses; and Alcoholic Beverages) in the annexed area

b. The City will provide water service and wastewater treatment service to developments established after the Effective Date in accordance with, and on the schedule determined by, the City's extension policies, capital improvements schedule, and applicable law and at rates established by City ordinances for such services.

c. The City may impose a fee for any municipal service in the area annexed if

the same type of fee is imposed within the corporate boundaries of the City. All City fees are subject to revision from time to time by the City in its sole discretion.

d. It is understood and agreed that the City is not required to provide a service that is not included in this Agreement.

e. Owner understands and acknowledges that the City departments listed above may change names or be re-organized by the City Manager. Any reference to a specific department also includes any subsequent City department that will provide the same or similar services.

4. SERVICE LEVEL. The City will provide the Property with a level of services, infrastructure, and infrastructure maintenance that is comparable to the level of services, infrastructure, and infrastructure maintenance available in other parts of the City with topography, land use, and population density similar to those reasonably contemplated or projected for the Property.

5. AUTHORITY. City and Owner represent that they have full power, authority and legal right to execute, deliver and perform their obligations pursuant to this Agreement. Owner acknowledges that approval of the Annexation Case is within the sole jurisdiction of the City Council. Nothing in this Agreement guarantees favorable decisions by the City Council.

6. SEVERABILITY. If any part, term, or provision of this Agreement is held by the courts to be illegal, invalid, or otherwise unenforceable, such illegality, invalidity, or unenforceability will not affect the validity of any other part, term or provision, and the rights of the parties will be construed as if the part, term, or provision was never part of the Agreement.

7. INTERPRETATION. The parties to this Agreement covenant and agree that in any litigation relating to this Agreement, the terms and conditions of the Agreement will be interpreted according to the laws of the State of Texas. The parties acknowledge that they are of equal bargaining power and that each of them was represented by legal counsel in the negotiation and drafting of this Agreement.

8. GOVERNING LAW AND VENUE. Venue shall be in the state courts located in Williamson County, Texas or the United States District Court for the Western District of Texas, Austin Division and construed in conformity with the provisions of Texas Local Government Code Chapter 43.

9. NO WAIVER. The failure of either party to insist upon the performance of any term or provision of this Agreement or to exercise any right granted hereunder shall not constitute a waiver of that party's right to insist upon appropriate performance or to assert any such right on any future occasion.

10. GOVERNMENTAL POWERS. It is understood that by execution of this Agreement, the City does not waive or surrender any of its governmental powers

or immunities.

11. **COUNTERPARTS**. This Agreement may be executed in any number of counterparts, each of which shall be deemed an original and constitute one and the same instrument.

12. **CAPTIONS**. The captions to the various clauses of this Agreement are for informational purposes only and shall not alter the substance of the terms and conditions of this Agreement.

13. **AGREEMENT BINDS AND BENEFITS SUCCESSORS AND RUNS WITH THE LAND**. This Agreement is binding on and inures to the benefit of the parties, their successors, and assigns. The term of this Agreement constitutes covenants running with the land comprising the Property, is binding on the Owner and the City, and is enforceable by any current or future owner of any portion of the Property.

14. **ENTIRE AGREEMENT.** This Agreement constitutes the entire agreement between the parties and supersedes all prior oral and written agreements between said parties. This Agreement shall not be amended unless executed in writing by both parties.

Executed as of the day and year first above written to be effective on the effective date of annexation of the Property.

CITY OF GEORGETOWN

By: _____
Josh Schroeder
Mayor

Approved as to Form:

_____
Skye Masson
City Attorney

Attest:

_____
Robyn Densmore, TRMC
City Secretary

State of Texas §
County of Williamson §

This instrument was acknowledged before me on the _____ day of _____, 20___, by Josh Schroeder, Mayor of the City of Georgetown, a Texas municipal corporation, on behalf of said corporation.

By: _____

Notary Public, State of Texas

EXHIBIT “A”

DRAWING TO ACCOMPANY METES AND BOUNDS DESCRIPTION FOR A 20.004 ACRE TRACT OF LAND SITUATED IN THE FREDERICK FOY SURVEY, ABSTRACT NO. 229, WILLIAMSON COUNTY, TEXAS, AND BEING ALL OF THE CALLED 7.2414 ACRE TRACT OF LAND (EXHIBIT 'A') AND THE CALLED 12.7586 ACRE TRACT OF LAND (EXHIBIT 'B') CONVEYED TO THE CITY OF GEORGETOWN, TEXAS, RECORDED IN DOCUMENT NO. 2009060884 OF THE OFFICIAL PUBLIC RECORDS OF WILLIAMSON COUNTY, TEXAS

TRACT 1: WCAD PARCEL R503133 PROPERTY ADDRESS: 31601 RONALD W. REAGAN BLVD. GEORGETOWN, TX 78633

TRACT 2: WCAD PARCEL R503136 PROPERTY ADDRESS: 31701 RONALD W. REAGAN BLVD. GEORGETOWN, TX 78633

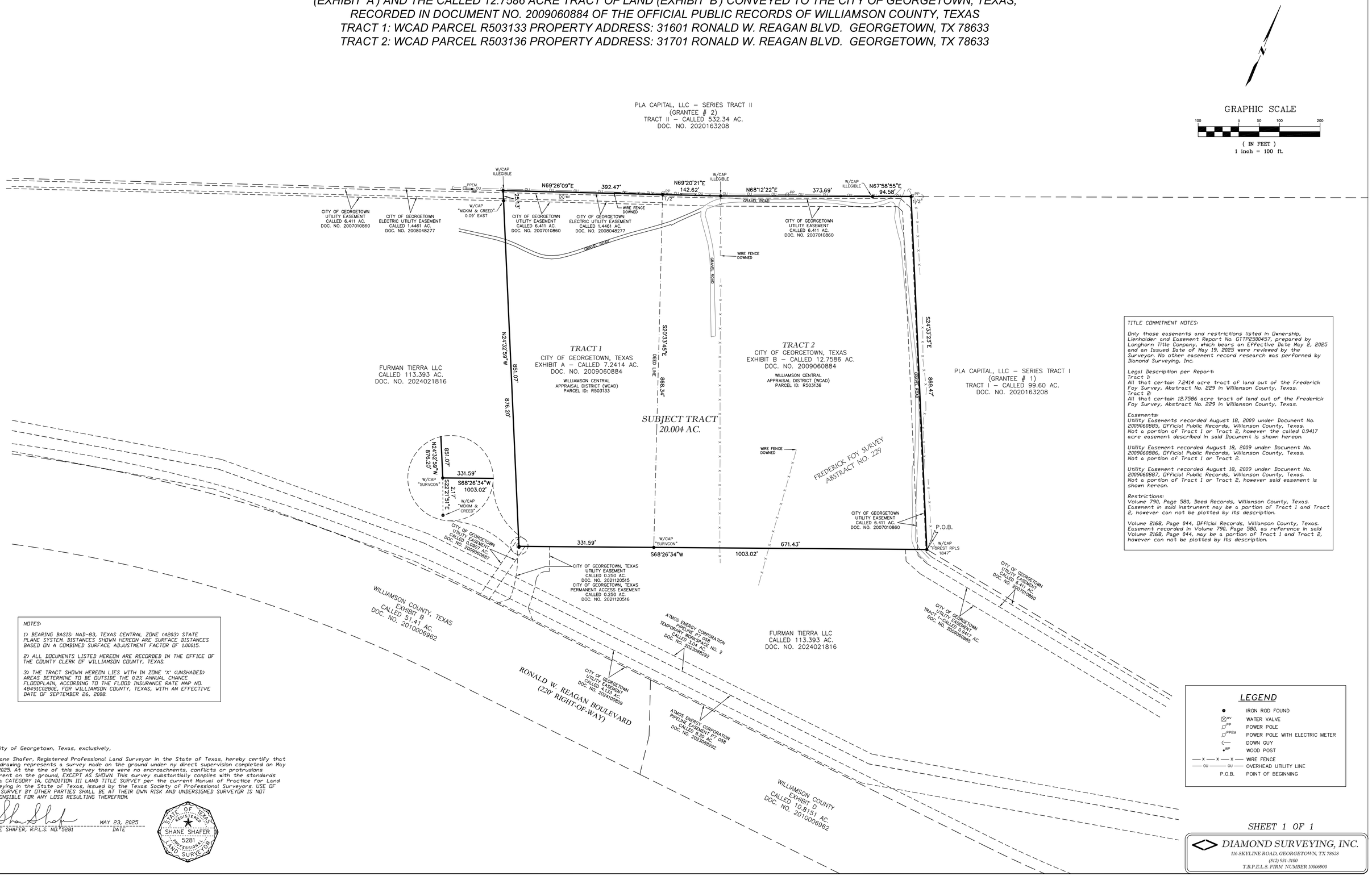

TITLE COMMITMENT NOTES:

Only those easements and restrictions listed in Ownership, Lienholder and Easement Report No. GTTP2500457, prepared by Longhorn Title Company, which bears an Effective Date May 2, 2025 and an Issued Date of May 19, 2025 were reviewed by the Surveyor. No other easement record research was performed by Diamond Surveying, Inc.

Legal Description per Report:
Tract 1:
All that certain 7.2414 acre tract of land out of the Frederick Foy Survey, Abstract No. 229 in Williamson County, Texas.
Tract 2:
All that certain 12.7586 acre tract of land out of the Frederick Foy Survey, Abstract No. 229 in Williamson County, Texas.

Easements:
Utility Easements recorded August 18, 2009 under Document No. 2009060885, Official Public Records, Williamson County, Texas. Not a portion of Tract 1 or Tract 2, however the called 0.9417 acre easement described in said Document is shown hereon.

Utility Easement recorded August 18, 2009 under Document No. 2009060886, Official Public Records, Williamson County, Texas. Not a portion of Tract 1 or Tract 2.

Utility Easement recorded August 18, 2009 under Document No. 2009060887, Official Public Records, Williamson County, Texas. Not a portion of Tract 1 or Tract 2, however said easement is shown hereon.

Restrictions:
Volume 790, Page 580, Deed Records, Williamson County, Texas. Easement in said instrument may be a portion of Tract 1 and Tract 2, however can not be plotted by its description.

Volume 2168, Page 044, Official Records, Williamson County, Texas. Easement recorded in Volume 790, Page 580, as reference in said Volume 2168, Page 044, may be a portion of Tract 1 and Tract 2, however can not be plotted by its description.

NOTES:

1) BEARING BASIS: NAD-83, TEXAS CENTRAL ZONE (4203) STATE PLANE SYSTEM. DISTANCES SHOWN HEREON ARE SURFACE DISTANCES BASED ON A COMBINED SURFACE ADJUSTMENT FACTOR OF 1.00015.

2) ALL DOCUMENTS LISTED HEREON ARE RECORDED IN THE OFFICE OF THE COUNTY CLERK OF WILLIAMSON COUNTY, TEXAS.

3) THE TRACT SHOWN HEREON LIES WITH IN ZONE 'X' (UNSHADED) AREAS DETERMINE TO BE OUTSIDE THE 0.2% ANNUAL CHANCE FLOODPLAIN, ACCORDING TO THE FLOOD INSURANCE RATE MAP NO. 48491C0280E, FOR WILLIAMSON COUNTY, TEXAS, WITH AN EFFECTIVE DATE OF SEPTEMBER 26, 2008.

LEGEND

●	IRON ROD FOUND
WV	WATER VALVE
PP	POWER POLE
PPEM	POWER POLE WITH ELECTRIC METER
	DOWN GUY
WP	WOOD POST
— x — x — x —	WIRE FENCE
— OU — OU —	OVERHEAD UTILITY LINE
P.O.B.	POINT OF BEGINNING

To: City of Georgetown, Texas, exclusively,

I, Shane Shafer, Registered Professional Land Surveyor in the State of Texas, hereby certify that this drawing represents a survey made on the ground under my direct supervision completed on May 22, 2025. At the time of this survey there were no encroachments, conflicts or protrusions apparent on the ground, EXCEPT AS SHOWN. This survey substantially complies with the standards for a CATEGORY 1A, CONDITION III LAND TITLE SURVEY per the current Manual of Practice for Land Surveying in the State of Texas, issued by the Texas Society of Professional Surveyors. USE OF THIS SURVEY BY OTHER PARTIES SHALL BE AT THEIR OWN RISK AND UNDERSIGNED SURVEYOR IS NOT RESPONSIBLE FOR ANY LOSS RESULTING THEREFROM.

MAY 23, 2025
SHANE SHAFER, R.P.L.S. NO. 5281 — DATE

STATE OF TEXAS · REGISTERED · SHANE SHAFER · 5281 · PROFESSIONAL LAND SURVEYOR

SHEET 1 OF 1

DIAMOND SURVEYING, INC.
116 SKYLINE ROAD, GEORGETOWN, TX 78628
(512) 931-3100
T.B.P.E.L.S. FIRM NUMBER 10006900

METES AND BOUNDS DESCRIPTION

FOR A 20.004 ACRE TRACT OF LAND SITUATED IN THE FREDERICK FOY SURVEY, ABSTRACT NO. 229, WILLIAMSON COUNTY, TEXAS, AND BEING ALL OF THE CALLED 7.2414 ACRE TRACT OF LAND (EXHIBIT 'A') AND THE CALLED 12.7586 ACRE TRACT OF LAND (EXHIBIT 'B') CONVEYED TO THE CITY OF GEORGETOWN, TEXAS, RECORDED IN DOCUMENT NO. 2009060884 OF THE OFFICIAL PUBLIC RECORDS OF WILLIAMSON COUNTY, TEXAS. SAID 20.004 ACRE TRACT OF LAND BEING SURVEYED ON THE GROUND BY DIAMOND SURVEYING DURING THE MONTH OF MAY 2025, AND BEING MORE PARTICULARLY DESCRIBED BY METES AND BOUNDS AS FOLLOWS:

BEGINNING at an iron rod found with cap marked “FOREST 1847 RPLS” monumenting the southeast corner of said 12.7586 acre City of Georgetown, Texas tract, and an angle point on the westerly boundary line of the called 99.60 acre tract of land conveyed to PLA Capital, LLC – Series Tract I (Grantee # 1), recorded in Document No. 2020163208 of the Official Public Records of Williamson County, Texas, same being an angle point on a northerly boundary line of the called 113.393 acre tract of land conveyed to Furman Tierra LLC, recorded in Document No. 2024021816 of the Official Public Records of Williamson County, Texas, for the southeast corner and **POINT OF BEGINNING** hereof;

THENCE, **S 68°26’34” W** in part with the south boundary line of said 12.7586 acre City of Georgetown, Texas tract and in part with the south boundary line of said 7.2414 acre City of Georgetown, Texas tract, common with said northerly boundary line of the 113.393 acre Furman Tierra LLC tract passing at a distance of 671.43 feet an iron rod found with cap marked “SURVCON” monumenting the southwest corner of said 12.7586 acre City of Georgetown, Texas tract and the southeast corner of said 7.2414 acre City of Georgetown, Texas, tract, in all for a distance of **1003.02 feet** to an iron rod found with cap marked “SURVCON” monumenting the southwest corner of said 7.2414 acre City of Georgetown, Texas tract and an interior ell corner of said 113.393 acre Furman Tierra LLC tract, for the southwest corner hereof, from which an iron rod found with cap marked “MCKIM & CREED” bears S 22°21’51” E for a distance of 2.17 feet;

THENCE, **N 24°32’59” W** with the west boundary line of said 7.2414 acre City of Georgetown, Texas tract and a easterly boundary line of said 113.393 acre Furman Tierra LLC tract passing at a distance of 851.07 feet an iron rod found with cap marked “MCKIM & CREED” 0.09’ east of this line, in all a total distance of **876.20 feet** to an iron rod found with illegible cap monumenting the northwest corner of said 7.2414 acre City of Georgetown, Texas tract and the most northerly northeast corner of said 113.393 acre Furman Tierra LLC tract, same being on the south boundary line of the called 532.34 acre tract of land conveyed to PLA Capital LLC – Series Tract II (Grantee # 2), recorded in said Document No. 2020163208, for the northwest corner hereof;

THENCE, **N 69°26'09" E** with the north boundary line of said 7.2414 acre City of Georgetown, Texas tract and said south boundary line of the 532.34 acre PLA Capital LLC – Series Tract II tract, for a distance of **392.47 feet** to a 1/2" iron rod found monumenting the northeast corner of said 7.2414 acre City of Georgetown, Texas tract and the northwest corner of said 12.7586 acre City of Georgetown, Texas tract, same being an angle point on said south boundary line of the 532.34 acre PLA Capital LLC – Series Tract II tract;

THENCE, with the north boundary line of said 12.7586 acre City of Georgetown, Texas tract and said south boundary line of the 532.34 acre PLA Capital LLC – Series Tract II tract, the following three courses and distances:

1. **N 69°20'21" E** for a distance of **142.62 feet** to an iron rod found with illegible cap;

2. **N 68°12'22" E** for a distance of **373.69 feet** to an iron rod found with illegible cap;

3. **N 67°58'55" E** for a distance of **94.58 feet** to a 1/2" iron rod found monumenting the northeast corner of said 12.7586 acre City of Georgetown, Texas tract and the northwest corner of said 99.60 acre PLA Capital LLC – Series Tract I tract, for the northeast corner hereof;

THENCE, **S 24°33'23" E** with the east boundary line of said 12.7586 acre City of Georgetown, Texas tract and the west boundary line of said 99.60 acre Grantee # 1 tract for a distance of **869.47 feet** to the **POINT OF BEGINNING** hereof and containing 20.004 acre of land more or less.

Bearing Basis: NAD-83, Texas Central Zone (4203) State Plane System. Distances shown hereon are surface distances based on a combined surface adjustment factor of 1.00015.

A drawing has been prepared to accompany this metes and bounds description.

DIAMOND SURVEYING, INC.
116 SKYLINE ROAD, GEORGETOWN, TX 78628
(512) 931-3100
T.B.P.E.L.S. FIRM NUMBER 10006900

May 23, 2025

SHANE SHAFER, R.P.L.S. NO. 5281 DATE

STATE OF TEXAS
REGISTERED
SHANE SHAFER
5281
PROFESSIONAL
LAND SURVEYOR

Z:\FREESE AND NICHOLS INC\GEORGETOWN NORTHLANDS WWTP 2024-58_COGT LTS\NORTHLANDS WWTP C.O.G.T. TRACTS LTS M&B 20250523.doc

Northlands Water Reclamation Plant– Municipal Services Agreement

2025-6-ANX

March 10, 2026 | City Council

GEORGETOWN TEXAS

Item Under Consideration

2025-6-ANX

- Consideration and possible action to approve a municipal service agreement (MSA) for approximately 20 Acres of City of Georgetown owned property situated in the Frederick Foy Survey, Abstract No. 229, to be known as the Northlands Water Reclamation Plant, generally located at Ronald Reagan Boulevard (2025-6-ANX). Ryan Clark, AICP, Planning Manager

GEORGETOWN
TEXAS
more than welcome

Aerial

2025-6-ANX

Site
City Limits
Georgetown ETJ

Annexation Process

Resolution

★ Municipal Service Agreement

Public Hearing & 1st Reading of an Ordinance

2nd Reading of an Ordinance

P&Z Public Hearing & Recommendation on Zoning

Tentative Schedule

Status	Date	Body	Purpose
✓	February 10	City Council	Resolution to begin Annexation Proceedings
✓	March 3	P&Z	Public Hearing & Consideration of Zoning
✓	March 10	City Council	Municipal Services Agreement
	March 24	City Council	Public Hearing & 1st Reading
	April 14	City Council	2nd Reading

City of Georgetown, Texas
City Council
March 10, 2026

SUBJECT:
Flock Safety License Plate Readers Lease Agreement

SUGGESTED ACTION:
Consideration and possible action to approve a four (4) year contract with Flock Safety to install and maintain license plate readers in an amount to not exceed $29,954.10 the first year and $28,710.00 for subsequent years under OMNIA Contract #RS250203 -- Cory J. Tchida, Chief of Police

ITEM SUMMARY:
As part of the FY 25/26 budget, the Department was approved to begin a fixed license plate reader program. This item would approve the multi-year contract with Flock Safety to begin implementation.

FINANCIAL IMPACT:
FY 25/26 NTE $29,954.10

SUBMITTED BY:
Cory Tchida, Police Department

ATTACHMENTS:
Georgetown PD Contract [vendor signed].pdf

Docusign Envelope ID: 1661E38F-7520-4A31-A019-F77254083F92

Flock Safety + TX - Georgetown PD

Flock Group Inc.
1170 Howell Mill Rd, Suite 210
Atlanta, GA 30318

MAIN CONTACT:
Kevin Cutler
kevin.cutler@flocksafety.com
+13103076009

flock safety

flock safety

EXHIBIT A

ORDER FORM

Customer:	TX - Georgetown PD	Initial Term:	48 Months
Legal Entity Name:	TX - Georgetown PD	Renewal Term:	24 Months
Accounts Payable Email:	charlie.sotelo@georgetowntexas.gov	Payment Terms:	Net 30
Address:	3500 Db Wood Rd Georgetown, Texas 78628	Billing Frequency:	Annual Plan - First Year Invoiced at Signing.
		Retention Period:	30 Days

Hardware and Software Products

Annual recurring amounts over subscription term

Item	Cost	Quantity	Total
Flock Safety Platform			**$28,710.00**
Flock Safety LPR Products			
Flock Safety LPR, fka Falcon	Included	10	Included

Professional Services and One Time Purchases

Item	Cost	Quantity	Total
One Time Fees			
Flock Safety Professional Services			
Professional Services - Standard Implementation Fee	$124.41	10	$1,244.10
		Subtotal Year 1:	$29,954.10
		Annual Recurring Subtotal:	$28,710.00
		Estimated Tax:	$0.00
		Contract Total:	$116,084.10

*Taxes shown above are provided as an estimate. Actual taxes are the responsibility of the Customer. This Agreement will automatically renew for successive renewal terms of the greater of one year or the length set forth on the Order Form (each, a "**Renewal Term**") unless either Party gives the other Party notice of non-renewal at least thirty (30) days prior to the end of the then-current term.*

The Term for Flock Hardware shall commence upon first installation and validation, except that the Term for any Flock Hardware that requires self-installation shall commence upon execution of the Agreement. In the event a Customer purchases more than one type of Flock Hardware, the earliest Term start date shall control. In the event a Customer purchases software only, the Term shall commence upon execution of the Agreement.

Special Terms:

• OMNIA Contract #RS250203

Billing Schedule

Billing Schedule	Amount (USD)
Year 1	
At Contract Signing	$29,954.10
Annual Recurring after Year 1	$28,710.00
Contract Total	$116,084.10

*Tax not included

Discounts

Discounts Applied	Amount (USD)
Flock Safety Platform	$5,160.00
Flock Safety Add-ons	$0.00
Flock Safety Professional Services	$5,255.90

Product and Services Description

Flock Safety Platform Items	Product Description
Flock Safety LPR, fka Falcon	Law enforcement grade infrastructure-free (solar power + LTE) license plate recognition camera with Vehicle Fingerprint ™ technology (proprietary machine learning software) and real-time alerts for unlimited users.
Professional Services - Standard Implementation Fee	One-time Professional Services engagement. Includes site and safety assessment, camera setup and testing, and shipping and handling in accordance with the Flock Safety Standard Implementation Service Brief.
Flock Safety Platform - Essentials	An integrated public safety platform that detects, centralizes and decodes actionable evidence to increase safety, improve efficiency, and connect the community.

FlockOS Features & Description

FlockOS Features	Description
Community Network Access	The ability to request direct access to feeds from privately owned Flock Safety LPR cameras located in neighborhoods, schools, and businesses in your community, significantly increasing actionable evidence that clears cases.
Unlimited Users	Unlimited users for FlockOS
State Network (License Plate Lookup Only)	Allows agencies to look up license plates on all cameras opted into the Flock Safety network within your state.
Nationwide Network (License Plate Lookup Only)	With the vast Flock Safety sharing network, law enforcement agencies no longer have to rely on just their devices alone. Agencies can leverage a nationwide system boasting 10 billion additional plate reads per month to amplify the potential to collect vital evidence in otherwise dead-end investigations.
Law Enforcement Network Access	The ability to request direct access to evidence detection devices from Law Enforcement agencies outside of your jurisdiction.
Time & Location Based Search	Search full, partial, and temporary plates by time at particular device locations
License Plate Lookup	Look up specific license plate location history captured on Flock devices
Vehicle Fingerprint Search	Search footage using Vehicle Fingerprint™ technology. Access vehicle type, make, color, license plate state, missing / covered plates, and other unique features like bumper stickers, decals, and roof racks.
Insights & Analytics	Reporting tool to help administrators manage their LPR program with device performance data, user and network audits, plate read reports, hot list alert reports, event logs, and outcome reports.
Real-Time NCIC Alerts on Flock ALPR Cameras	Receive automated alerts when vehicles entered into established databases for missing and wanted persons are detected, including the FBI's National Crime Information Center (NCIC) and National Center for Missing & Exploited Children (NCMEC) databases.
Unlimited Custom Hot Lists	Ability to add a suspect's license plate to a custom list and get alerted when it passes by a Flock camera

By executing this Order Form, Customer represents and warrants that it has read and agrees to all of the terms and conditions contained in the Master Services Agreement attached.

The Parties have executed this Agreement as of the dates set forth below.

FLOCK GROUP, INC.

By: Signed by: 1024FAF1F68A40F...

Name: Dan Haley

Title: Chief Legal Officer

Date: 2/9/2026

Customer: TX - Georgetown PD

By: _____

Name: _____

Title: _____

Date: _____

PO Number: _____

Docusign Envelope ID: 1661E38F-7520-4A31-A019-F77254083F92

City of Georgetown, Texas
City Council
March 10, 2026

SUBJECT:
Wastewater Transport Renewal #4

SUGGESTED ACTION:
Consideration and possible action to approve the fourth renewal with Wastewater Transport for sludge hauling and disposal for an amount not to exceed $750,000.00 -- Chelsea Solomon, PE, Water Utility Director

ITEM SUMMARY:
The City of Georgetown has contracted Wastewater Transport Services for the daily removal and transportation of solid and liquid sludge from two water treatment plants and five wastewater treatment plants. Additionally, the contractor provides emergency hauling services for various lift stations and manholes, handling over 1,200 dry metric tons annually. The Water Utility would like to exercise its fourth and final renewal to ensure continued plant operations.

FINANCIAL IMPACT:
Funds are available in Fund 660, Cost Centers CC0529 (Water Plant Management) and CC0531 (Wastewater Plant Management)

SUBMITTED BY:
Deniece Villela, Water Utility Department

ATTACHMENTS:
22-0051-SC-R4 Wastewater Transport Services [Vendor Signature].pdf

Renewal No. 4
to the Agreement between
Wastewater Transport Services, LLC
and the
City of Georgetown, Texas

This Fourth Renewal Agreement (the "Fourth Renewal") is entered into between the **CITY OF GEORGETOWN**, a Texas Home-Rule Municipal Corporation (the "City"), and **WASTEWATER TRANSPORT SERVICES, LLC** (the "Contractor"), (collectively, the "**Parties**"). The Parties hereby agree as follows:

WHEREAS, the Parties entered into an Agreement on March 22, 2022, for sludge hauling and disposal services (the "Services"), Contract No. 22-0051-SC (the "Original Agreement"), and authorized the City Manager to execute renewals of the Original Agreement for up to three (3) additional one-year terms for a total cost not to exceed $3,000,000.00; and

WHEREAS, the Original Agreement provided an initial term of one (1) year and provided for four (4) additional one (1) year renewal terms; and

WHEREAS, the Original Agreement permits unit price adjustments at the time of renewal based on the Consumer Price Index published by the Bureau of Labor Statistics, Washington, D.C. 20212, provided that any increase shall not exceed five percent (5%) per renewal period; and

WHEREAS, the Parties amended the Original Agreement on September 13, 2022, to increase the not-to-exceed amount of the Original Agreement for the first term from $750,000.00 to $931,353.93 to address emergency services, and ratified the authorization of services performed in accordance with the Original Agreement, as amended, between June 30, 2022 and July 7, 2022; and

WHEREAS, the Parties amended the Original Agreement on December 13, 2022, to increase the not-to-exceed amount for the remainder of the first-year term from $931,353.93 to $1,116,353.93; and

WHEREAS, on April 14, 2023, the Parties renewed the Original Agreement, as amended, for the first of four optional renewal terms in an amount not to exceed $787,500.00; and

WHEREAS, on April 12, 2024, the Parties renewed the Original Agreement, as amended, for the second renewal term and increased the cost of services by 5% in accordance with the terms of the Original Agreement, as amended; and

WHEREAS, the Parties renewed the Original Agreement, as amended, for the third renewal term in accordance with the terms of the Original Agreement, as amended, to end on March 21, 2026, with a total not-to-exceed amount of $1,000,000.00; and

WHEREAS, the Parties desire to renew the Original Agreement for the fourth and final renewal term, increase the price of certain items set forth in **Exhibit A** attached to this Fourth Renewal and incorporated herein by reference, and amend the Original Agreement to include an additional service location.

NOW THEREFORE, in consideration of the mutual covenants contained herein, the Parties agree as follows:

1. The Parties agree to renew the Original Agreement, as amended, for its fourth and final renewal term, which shall commence immediately upon expiration of the third renewal term and end on March 20, 2027.
2. The Parties agree to increase the price of certain items identified in **Exhibit A** by two percent (2%).
3. The Parties agree that the total not-to-exceed amount for the fourth renewal term shall be seven hundred and fifty thousand dollars and no cents ($750,000.00).
4. The Parties agree to that the Original Agreement is hereby amended to add Southlake Water Treatment Plant as an additional service location, which is located at the following address:

   Southlake Water Treatment Plant
   1010 Crockett Gardens Rd
   Georgetown, Texas 78628
   Coordinates: 30.66733, -97.73937

5. All other terms of the Original Agreement, as amended, not inconsistent with this Fourth Renewal shall apply. Except as expressly modified by this Fourth Renewal, the Original Agreement, as amended, remains unchanged and in full force and effect, subject to its terms.

[signature page to follow]

CITY OF GEORGETOWN

By: _____

Name: Josh Schroeder, Mayor

Date: _____

CONTRACTOR

By: _____

Name, Title: Cory Juby - Operations Manager

Date: 03/03/2026

ATTEST:

_____
Robyn Densmore, City Secretary

APPROVED AS TO FORM:

_____
Skye Masson, City Attorney

Exhibit A

							Wastewater Transport		Renewal No. 1		Renewal No. 2		Renewal No. 3		Renewal No. 4	
Line #	Description	Mfgr	Mfgno	QTY	UOM	Estimated	Unit	Extended	5% CPI Increase	Extended	5% CPI Increase	Extended	5% CPI Increase	Extended	2% CPI Increase	Extended
1	Liquid Sludge Transportation			1	Load		**$350.00**	$350.00	$ 17.50	$367.50	$ 18.38	$ 385.88	$ 19.29	$ 405.17	$ 8.10	$ 413.27
2	Biosolids Transportation and Disposal, Contractor-owned roll-offs			1	Yard		**$38.50**	$38.50	$ 1.93	$40.425	$ 2.02	$ 42.45	$ 2.12	$ 44.57	$ 0.89	$ 45.46
3	Provision of Biosolids Storage Containers			1	Monthly		$0.00	$0.00	$ -	$0.00	$ -	$ -	$ -	$ -	$ -	$ -
4	Biosolids Transportation and DisposalCity-owned roll-offs			1	Yard		**$65.00**	$65.00	$ 3.25	$68.25	$ 3.41	$ 71.66	$ 3.58	$ 75.25	$ 1.50	$ 76.75
5	Delivery to Non-City of Georgetown If sludge hauling and disposal cannot be hauled to a City of Georgetown facility. Please provide price per gallon for these for these services?			1	Per Gallon		**$0.09**	$0.09	$ 0.00	$0.0945	$ 0.00	$ 0.10	$ 0.00	$ 0.10	$ 0.00	$ 0.11

City of Georgetown, Texas
City Council
March 10, 2026

SUBJECT:
License Agreement with New Cingular Wireless PCS, LLC

SUGGESTED ACTION:
Consideration and possible action to approve a license agreement with New Cingular Wireless PCS, LLC ("AT&T") to allow AT&T to install a fiber line and terminal, as well cell on wheels equipment, in a certain designated area of San Gabriel Park in order to provide cell service in connection with Two Step Inn Festival, and to authorize the City Manager to execute the license agreement in a form substantially similar to that attached hereto -- Andrew Culpepper, Senior Assistant City Attorney - Real Estate Services

ITEM SUMMARY:
AT&T is going to furnish cell on wheels equipment in order to support cell service during the Two Step Inn festival for this year and subsequent years. This license agreement would permit AT&T to install a fiber line and terminal, as well cell on wheels equipment, in a certain designated area of San Gabriel Park in order to support cell service in connection with Two Step Inn Festival. This license agreement provides that it may be terminated by the City or AT&T upon 30 days' written notice to the other party.

FINANCIAL IMPACT:
N/A

SUBMITTED BY:
Andrew Culpepper, City Attorney's Office/ Real Estate

ATTACHMENTS:
License Agreement--ATT--COG--San Gabriel Park--Two Step Inn (Final with Exhibit) 3-2-2026.pdf

LICENSE AGREEMENT

This License Agreement ("Agreement") is made, and shall be effective as of _____, 2026, between the **CITY OF GEORGETOWN**, a Texas home-rule municipal corporation, with a principal address of 808 Martin Luther King Jr. Street, Georgetown, TX 78626, ("Licensor") and **New Cingular Wireless PCS, LLC,** a Delaware limited liability company, having a mailing address at 1025 Lenox Park Blvd NE, 3rd Floor, Atlanta, GA 30319 (telephone number 1-800-638-2822) ("Licensee").

1. **Grant of License.** Licensor hereby grants unto Licensee a license to use a certain area of land located at San Gabriel Park, which is more particularly described and depicted on Exhibit A attached hereto and made a part hereof ("Licensed Area") for the purpose of installing within the Licensed Area a fiber line and terminal, as well as cell on wheels equipment (collectively, the "Facilities"). Licensor also grants unto Licensee the non-exclusive use of the Licensed Area for ingress and egress, 7 days a week, 24 hours a day. Further, Licensee shall have the right to install and maintain conduits, pipes, cables and wires to its Facilities within the Licensed Area as necessary to supply utility service and power to the Facilities or as otherwise needed to service the Facilities as reasonably determined by Licensee.

2. **Consideration.** In consideration for the rights granted herein, Licensor will receive the benefits of enhanced wireless communications during the Two Step Inn Festival taking place at San Gabriel Park arising from operation of the Facilities.

3. **Termination for convenience.** Either party may terminate this Agreement on 30 days' written notice, and upon such termination, Licensee shall remove its Facilities from the Licensed Area within 30 days of such termination.

4. **Maintenance and Repair of the Licensed Area.** Licensee shall be solely responsible for the maintenance and repair of the Licensed Area at all times that this Agreement is in effect. Licensee shall return the Licensed Area back to its original condition, or as close thereto as is reasonably possible when the Agreement is terminated or otherwise expires.

5. **Indemnification. Licensee shall indemnify, defend and hold harmless Licensor and its employees, contractors and agents against any claim of liability or loss from personal injury or property damage resulting from or arising out of the negligence or willful misconduct of Licensee, its employees, contractors or agents, except to the extent such claims or damages may be due to or caused by the negligence or willful misconduct of Licensor, or its employees, contractors or agents.**

6. **Insurance.** Licensee shall maintain at its own expense during the term of this Agreement, commercial general liability insurance with limits of $5,000,000.00 per occurrence for bodily injury and property damage and $5,000,000.00 general aggregate. Licensee shall provide a certificate of insurance to Licensor as proof of said coverage. Upon receipt of notice from its insurer(s) Licensee shall use commercially reasonable efforts to provide Licensor thirty (30) days' prior written notice of cancellation of any required coverage.

7. **Governing Law and Venue.** This Agreement shall be governed by the laws of the State of Texas. Venue shall be the applicable courts of Williamson County, Texas.

8. **Entire Agreement.** This Agreement and its exhibits are the entire agreement of the parties concerning the license of the Licensed Area by Licensor to Licensee. There are no representations, warranties, agreements, or promises pertaining to this Agreement or the license of the Licensed Area by Licensor to Licensee that are not in this Agreement or any exhibits to this Agreement.

9. **Amendment of Agreement.** This Agreement may be amended only by an instrument in writing signed by Licensor and Licensee.

10. **Counterparts.** Licensor and Licensee may execute this Agreement in any number of counterparts, each of which shall be deemed an original, but all of which together constitute one and the same instrument.

11. **Laws and Regulations.** Licensor and Licensee will take all reasonable actions, at such party's expense, as necessary to comply with all applicable laws, ordinances and regulations relating in any way to its performance under this Agreement.

12. **Notices.** All notices hereunder must be in writing and shall be sent certified mail, return receipt requested, to:

Licensor:

City of Georgetown
ATTN: City Manager
P.O. Box 409
Georgetown, Texas 78627
david.morgan@georgetowntexas.gov

With a copy to:

City of Georgetown
ATTN: City Attorney
P.O. Box 409
Georgetown, Texas 78627
skye.masson@georgetowntexas.gov

Licensee:

New Cingular Wireless PCS, LLC
Attn: AT&T Mobility TAG - Lease Administration
Re: Two Step Inn COW, USID # 503460
1025 Lenox Park Blvd NE
3rd Floor
Atlanta, GA 30319-5309
NoticeIntake@att.com

With a copy to:

New Cingular Wireless PCS, LLC
Attn.: Legal Dept – Network Operations
Re: Two Step Inn COW, USID # 503460
208 Akard Street
Dallas, TX 75202-4206

[REMAINDER OF PAGE INTENTIONALLY LEFT BLANK]

IN WITNESS WHEREOF, this Agreement is effective as of the Effective Date set forth above.

LICENSOR:

CITY OF GEORGETOWN

By: _____

Name: _____

Title: _____

Date: _____

STATE OF TEXAS)
) ACKNOWLEDGMENT
COUNTY OF WILLIAMSON)

This instrument was acknowledged before me on the _____ day of _____, 2026, by _____, as the _____ of the City of Georgetown, Texas, a Texas home-rule municipal corporation, on behalf of said corporation.

_____
Notary Public, State of Texas

LICENSEE:

By: _____

Name: _____

Title: _____

Date: _____

STATE OF TEXAS)
) **ACKNOWLEDGMENT**
COUNTY OF HARRIS)

This instrument was acknowledged before me on the _____ day of _____, 2026, by _____, as the _____ of _____, a _____, on behalf of said _____.

_____
Notary Public, State of Texas

EXHIBIT A

Description and Depiction of Licensed Area

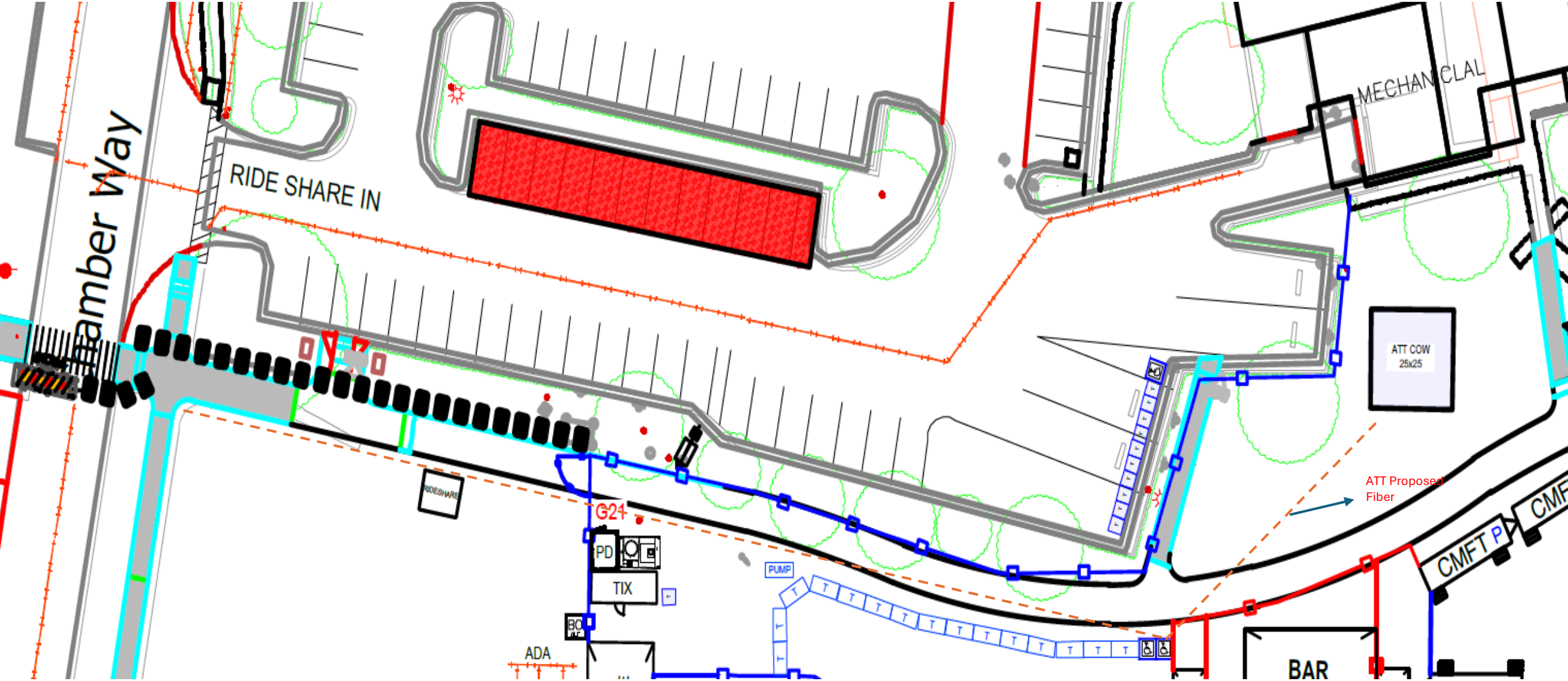
amber Way
RIDE SHARE IN
MECHANICAL
ATT COW
25x25
ATT Proposed
Fiber
G24
PD
TIX
PUMP
ADA
BAR
CMFT P

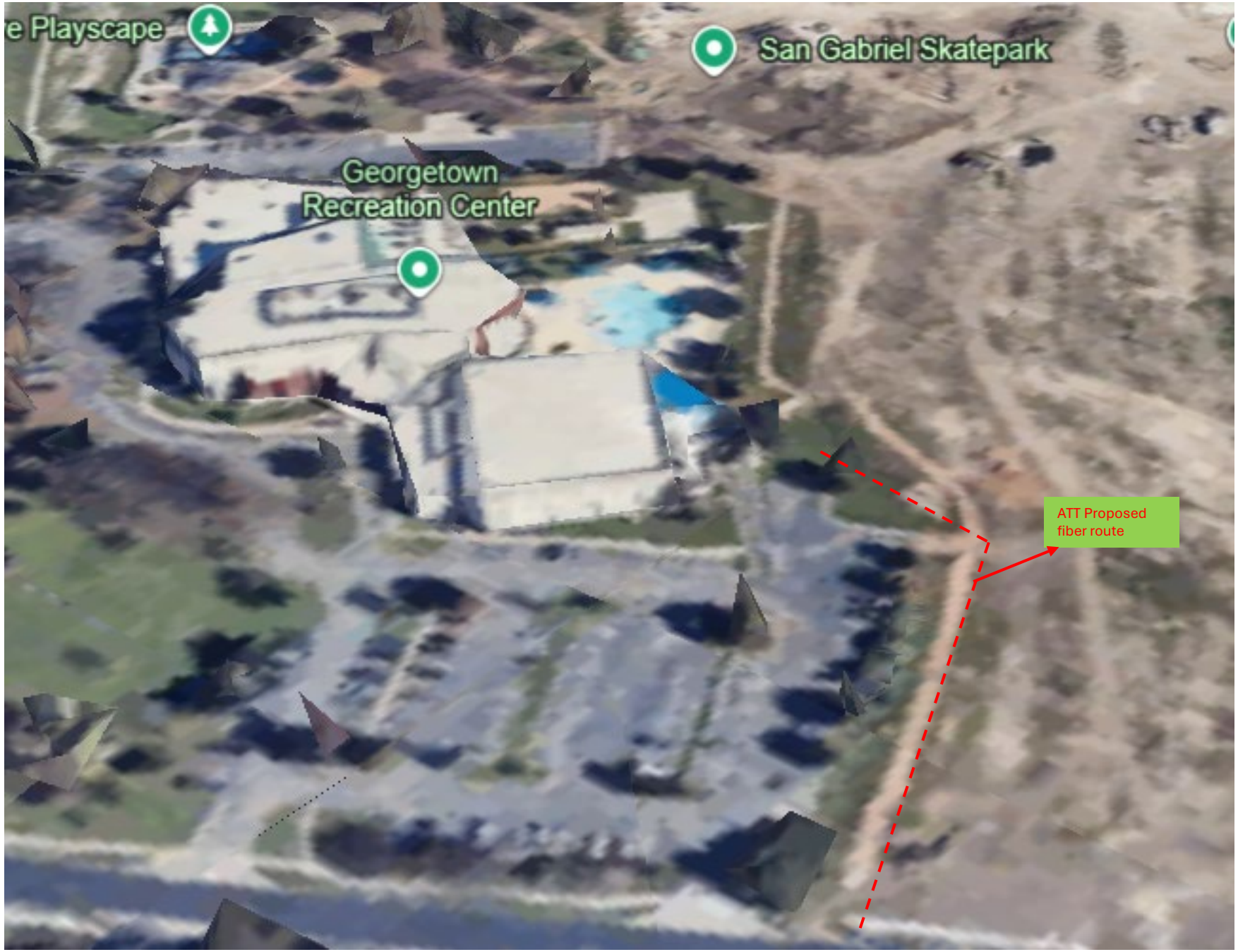
e Playscape
San Gabriel Skatepark
Georgetown
Recreation Center
ATT Proposed
fiber route

ATT Proposed fiber drop

City of Georgetown, Texas
City Council
March 10, 2026

SUBJECT:
Water Treatment and Transmission Agreement with the City of Round Rock

SUGGESTED ACTION:
Consideration and possible action to approve Water Treatment and Transmission agreement between City of Round Rock and City of Georgetown -- Chelsea Solomon, P.E., Water Utility Director

ITEM SUMMARY:
The City of Georgetown and the City of Round Rock had a previous 2007 agreement for 3 million gallons per day (MGD) wholesale water supply and treatment, which has subsequently expired. This agreement reestablishes the terms under which the City of Round Rock will provide water treatment and transmission services to the City of Georgetown. Under the agreement, Round Rock will treat and deliver up to 3.0 MGD of Georgetown's raw water supply from the Brazos River Authority (BRA) at the existing interconnect located east of IH-35 on Rabbit Hill Road. Georgetown retains ownership of its raw and treated water at all times.

Round Rock may, at its discretion, provide up to an additional 3.0 MGD (for a maximum of 6.0 MGD) if capacity is available. The agreement includes operational provisions addressing delivery pressure, metering, curtailment during high production or emergency conditions, drought response coordination, regulatory compliance, and reporting requirements to the BRA and TCEQ.

Georgetown will pay Round Rock a monthly base rate of $3,702.42 plus a volumetric rate of $2.21 per thousand gallons of water delivered. The term of the agreement is five (5) years, with the option for termination for convenience by either party upon 90 days' notice.

FINANCIAL IMPACT:
CC0527- Wholesale Water
Base – $44,429.04
Volumetric – $2,419,950 (3MGD for 365 days @ $2.21/1000 gallons)

SUBMITTED BY:
Rebecca Fisher, Water Utility Department

ATTACHMENTS:
Water Treatment and Transmission Agreement with the City of Georgetown_ clean; 10.21.25.pdf
CORR Georgetown BartonHill Interconnect.pdf

WATER TREATMENT AND TRANSMISSION AGREEMENT
BETWEEN
CITY OF ROUND ROCK
AND
CITY OF GEORGETOWN

This WATER TREATMENT AND TRANSMISSION AGREEMENT (this **"Agreement")** is made and entered into by and between the CITY OF ROUND ROCK, a home rule municipality **("Round Rock")** and the CITY OF GEORGETOWN, a home rule municipality **("Georgetown").**

RECITALS

WHEREAS, Round Rock and Georgetown are parties to that certain "Interlocal Agreement for Emergency Water Service" dated September 27, 2007, pursuant to which Round Rock previously constructed and Georgetown reimbursed Round Rock for certain water line and metering improvements for the purposes of establishing an emergency interconnect between the potable water supplies of each city located east of IH 35 on Rabbit Hill (the "Interconnect"), and

WHEREAS, Georgetown has contractual water rights from the Brazos River Authority (BRA) to withdraw up to 45,707 acre-feet per year of raw water from the BRA System (defined herein), and

WHEREAS, Round Rock owns and operates a water treatment plant (the "Round Rock WTP") located near and just west of the intersection of IH 35 and Westinghouse Road, and

WHEREAS, Round Rock has treatment capacity in the Round Rock WTP in excess of that needed to provide continuous and adequate service to its customers and therefore can treat up to three (3.0) million gallons per day ("mgd") of Georgetown's available raw water supply and then transport such water to Georgetown for use within the Georgetown Water Service Area (defined herein), and

WHEREAS, Georgetown desires to receive and Round Rock is willing to treat and deliver such water to Georgetown;

NOW, THEREFORE, for and in consideration of the mutual covenants and agreements set forth and other good and valuable consideration, the receipt and sufficiency of which are hereby acknowledged, Round Rock and Georgetown agree as follows:

ARTICLE I
DEFINITIONS

Section 1.01 Definitions of Terms. In addition to the terms otherwise defined in the above recitals or the provisions of this Agreement, the terms used in this Agreement will have the meanings set forth below.

"Agreement" means this Water Treatment and Transmission Agreement.

"AWWA" means the American Water Works Association.

"BRA" means the Brazos River Authority.

"BRA System" means BRA's facilities and properties used to make water available for diversion and use from the Brazos River including, but not limited to, Lake Georgetown, Lake Belton, and Lake Stillhouse Hollow.

"BRA System Agreements" means, collectively, the System Water Availability Agreements entered into by Georgetown and BRA pursuant to which Georgetown is entitled to divert water from the BRA River Basin.

"Control Meter" means the water meter constructed by Georgetown as a means of controlling the Control Valve and a secondary point for measuring the amount of water delivered to Georgetown under this Agreement.

"Control Valve" means the valve constructed by Georgetown as primary point for controlling the Daily Water Supply.

"Daily Water Supply" means the quantity of water Round Rock agrees to treat, transport and deliver to Georgetown under the terms of this Agreement. The Daily Water Supply shall be limited to a maximum of three (3) million gallons per day (mgd) excepted as provided below.

"Delivery Point" means the Interconnect located east of IH 35 on Rabbit Hill Road where Round Rock will deliver the Daily Water Supply to Georgetown under this Agreement, the approximate location of which is depicted on **Exhibit A.**

"Delivery Point Meter" means the meter located at the Delivery Point that measures the amount of treated water delivered to Georgetown by Round Rock under this Agreement.

"Emergency" means a sudden unexpected happening; an unforeseen occurrence or condition; exigency; pressing necessity; or a relatively permanent condition or insufficiency of service or of facilities resulting from causes outside of the reasonable control of either party. The term includes Force Majeure and acts of third parties that cause the Round Rock System to be unable to provide the services agreed to be provided herein.

"Force Majeure" means acts of God, strikes, lockouts, or other industrial disturbances, acts of the public enemy, orders of any kind of any governmental entity other than Georgetown or any civil or military authority, acts, orders, or delays of any regulatory authorities with jurisdiction over the parties, insurrections, riots, acts of terrorism, epidemics, landslides, lightning, earthquakes, fires, hurricanes, floods, washouts, droughts, arrests, restraint of government and people, civil disturbances, explosions, breakage or accidents to machinery, pipelines or canals, or any other conditions which are not within the control of a party.

"Interconnect" means the point of interconnection of the Round Rock System and the Georgetown System which is located east of IH 35 on Rabbit Hill Road in the approximate location shown on **Exhibit A.**

"Round Rock System" means the Delivery Point Meter and all facilities owned and operated by Round Rock, together with all extensions, expansions, improvements, enlargements, betterments, and replacements, used to provide water to Round Rock's customers. The Round Rock System does not include any improvements on Georgetown's side of the Delivery Point Meter or any

facilities used by Round Rock solely to provide retail potable water service, such as costs of retail distribution lines and related valves, pressure reducing devices, pressure boosting facilities and improvements; retail meters and taps and individual retail customer service lines.

"Round Rock WTP" means Round Rock's water treatment plant located near and just west of the intersection of IH 35 and Westinghouse Road.

"Georgetown Service Area" means the retail water service territory of Georgetown described in Certificate of Convenience and Necessity (CCN) No. 12369, as said CCN may be amended from time to time, plus any other area where Georgetown provides retail or wholesale water services.

"Georgetown System" means the Control Valve, Control Meter and all facilities owned and operated by Georgetown, including water transmission, distribution and delivery systems that provide service to Georgetown's customers, together with all extensions, expansions, improvements, enlargements, betterments, and replacements to provide water to Georgetown's customers. The Georgetown System does not include the Delivery Point Meter or any facilities or improvements on Round Rock's side of the Delivery Point.

"TCEQ" means the Texas Commission on Environmental Quality or its successor agency.

"Water Services" means the treatment and transmission of water by Round Rock to the Delivery Point in a quantity not to exceed the Daily Water Supply.

Section 1.02 Captions. The captions appearing at the first of each numbered section or paragraph in this Agreement are inserted and included solely for convenience and shall never be considered or given any effect in construing this Agreement.

ARTICLE II
PROVISION OF WATER TREATMENT AND TRANSPORTATION SERVICES

Section 2.01 Water Services. Round Rock agrees to provide Water Services to Georgetown in accordance with the provisions of this Agreement, all as hereafter specified.

Section 2.02 Sources of Raw Water.

(a) The source of water for the Daily Water Supply is Georgetown's BRA System Agreements, therefore water delivered under this Agreement shall be reconciled against Georgetown's BRA System Agreements, rather than Round Rock's raw water agreements, as more specifically described in Section 6.02 of this Agreement.

(b) In the event that the amount of water supplied by BRA under Georgetown's BRA System Agreements is reduced, the Daily Water Supply shall be reduced on a pro rata basis.

(c) Round Rock, as a result of this Agreement or otherwise, shall never have or claim, any interest in Georgetown's BRA System Agreements, or any other raw or potable water supply owned or controlled by Georgetown, regardless of the source of the water.

Section 2.03 Title to and Responsibility for Water; Delivery Point(s).

(a) Title to the water diverted, treated, and transported to Georgetown by Round Rock under this Agreement shall remain with Georgetown at all times.

(b) Round Rock shall be solely responsible for treating and conveying water to Georgetown from its source to the Delivery Point.

Section 2.04 Quantity and Pressure. Except as otherwise provided herein, Round Rock agrees to deliver the Daily Water Supply to Georgetown at a maximum rate of three (3.0) mgd at a delivery pressure of thirty-five (35) pounds per square inch (psi) as measured at the Delivery Point.

Section 2.04.1 Additional Water Service.

(a) From time to time, Georgetown may request in writing that Round Rock provide water service in excess of three (3.0) mgd. To the extent that Round Rock, in its sole discretion, determines that water service in excess of 3.0 mgd is available, Round Rock may provide up to an additional 3.0 mgd of water service up to a maximum of 6.0 mgd. The volumetric charge of the additional water service shall be the same as that rate for Daily Water Supply.

(b) Round Rock may terminate or reduce such additional water service at any time during the term of this Agreement by providing Georgetown with twenty-four (24) hours written notice of such termination or reduction.

Section 2.05 Control and Curtailment of Water Services.

(a) In the event that Round Rock provides notice to Georgetown that treated water production at the Round Rock WTP over a 24-hour period has exceeded, or is reasonably anticipated to exceed forty-four (44) mgd, Georgetown shall adjust the Control Valve such that the total Round Rock WTP production (the sum of water passing through the Control Valve and the anticipated Round Rock customer demand) will be less than forty- seven (47) mgd for the subsequent 24-hour period.

(b) If Round Rock notifies Georgetown that the Round Rock WTP production has continuously exceeded forty-four (44) mgd for a three (3) consecutive day period, Georgetown shall curtail its take of water by setting the Control Valve to allow no more than one and one-half (1.5) mgd to be delivered to Georgetown until such time as the flow measured at the Control Meter is less than or equal to forty-two and ½ (42.5) mgd for a three (3) consecutive day period, after which time Georgetown may resume taking up to three (3.0) mgd of treated water with adjustment of the Control Valve made in accordance with paragraph 2.05(a).

(c) In the event that Round Rock enters its Drought Contingency Plan for reasons other than resource availability *(e.g.,* due to major system inoperability), and Round Rock's ability to provide the Water Services to Georgetown is impaired, Georgetown will limit its take of water to a level that is agreed upon by both Parties using the Control Valve until the reason for entry into its Drought Contingency Plan has been resolved.

Section 2.06 Quality of Water Delivered to Georgetown. The water delivered by Round Rock to the Delivery Point shall be potable water of a quality conforming to the requirements of any

applicable federal or state laws, rules, regulations, or orders, including requirements of the TCEQ applicable to water provided for human consumption and other domestic use. Each party agrees to provide to the other party, in a timely manner, any information or data regarding this Agreement or the quality of treated water provided through this Agreement as required for reporting to the TCEQ or other state and federal regulatory agencies.

Section 2.07 Maintenance and Operation; Future Construction. Round Rock shall be responsible for operating, maintaining, repairing, replacing, extending, improving and enlarging the Round Rock System, including the Delivery Point Meter, in good working condition and shall promptly repair any leaks or breaks in the Round Rock System such that Water Services to Georgetown will not be impaired. Georgetown shall be responsible for operating, maintaining, repairing, replacing, extending, improving, and enlarging the Georgetown System in good working condition and shall promptly repair any leaks or breaks in the Georgetown System to minimize water waste.

Section 2.08 Rights and Responsibilities in Event of Leaks or Breaks. Georgetown shall be responsible for paying for all water delivered to it under this Agreement at the Delivery Point even if such water passed through the Delivery Point as a result of leaks or breaks in the Georgetown System.

Section 2.09 Commencement of Water Services. Round Rock will commence the provision of Water Services to Georgetown within thirty (30) days after receipt by Round Rock of notice from Georgetown stating that Georgetown has constructed the Control Valve and Control Meter.

Section 2.10 Water Services Not Transferable. Round Rock's commitment to provide Water Services is solely to Georgetown. Georgetown may not assign or transfer in whole or in part its right to receive Water Services without Round Rock's prior written approval.

Section 2.11 Cooperation During Maintenance or Emergency. Georgetown will reasonably cooperate with Round Rock during periods of Emergency or required maintenance. If necessary, upon prior notice, Georgetown will operate and maintain the Georgetown System at its expense in a manner reasonably necessary for the safe and efficient completion of repairs or the replacement of facilities, the restoration of service, and the protection of the public health, safety, and welfare.

ARTICLE III
METERING PROVISIONS

Section 3.01 Meter Accuracy. The Delivery Point Meter shall meet accuracy standards required by the AWWA with calibration maintained as described in Section 3.02.

Section 3.02 Meter Calibration.

(a) The Delivery Point Meter shall be calibrated each calendar year by Round Rock at Round Rock's sole cost and expense. Round Rock shall provide at least two (2) days prior notice of each such calibration to Georgetown, a representative of Georgetown may be present to observe each calibration and any adjustments, and a report of each test and calibration shall be provided to Georgetown.

(b) In the event any question arises at any time as to the accuracy of the Delivery Point Meter, but not more than a frequency of once per consecutive 12-month period without mutual

consent of both parties, then the Delivery Point Meter shall be tested by Round Rock promptly upon demand of Georgetown. Readings within three percent (3%) of accuracy, plus or minus, shall be considered correct. The expense of such test shall be borne by Georgetown if the meter is found to be correct and by Round Rock if it is found to be incorrect.

(c) If, as a result of any test, the Delivery Point Meter is found to be registering inaccurately, the readings of the Delivery Point Meter shall be corrected at the rate of inaccuracy for any period which is definitely known or agreed upon. If no such period is known or agreed upon, the readings of the Delivery Point Meter shall be corrected at the rate of inaccuracy for the shorter of:

(1) a period extending back either 60 days from the date of demand for the test or, if no demand for the test was made, 60 days from the date of the test; or

(2) a period extending back one-half of the time elapsed since the last previous test.

(d) Following each test of the Delivery Point Meter, the records of the Delivery Point Meter readings, and all payments made on the basis of such readings for the applicable period, shall be adjusted accordingly.

Section 3.03 Meter Readings.

(a) Round Rock shall read the Delivery Point Meter on a regular monthly basis and provide the results to Georgetown simultaneously with delivery of the monthly statement described in Section 5.01 of this Agreement. Unless disputed by Georgetown and accompanied by the documentation required by Section 5.04 of this Agreement, readings from the Delivery Point Meter shall be used to determine the Water Services Rate.

(b) Georgetown shall read the Control Meter on a regular daily basis and provide the results to Round Rock on a monthly basis at the same time it provides the required reports to BRA under Georgetown's BRA System Agreements. During the months of July, August, and September, if requested by Round Rock, Georgetown agrees to provide the daily meter readings to Round Rock.

Section 3.04 Remedy for Overuse. If Round Rock notifies Georgetown that readings of the Delivery Point Meter indicate that the maximum Daily Water Supply is being exceeded, and if such reading is corroborated by Georgetown based on readings of the Control Meter, then Georgetown shall adjust the Control Valve so that the Daily Water Supply is not exceeded.

ARTICLE IV
WATER SERVICES RATE

Section 4.01 Water Services Rate. Georgetown agrees to pay Round Rock monthly for the Water Services provided to Georgetown under this Agreement at a price equal to the Monthly Base Rate (defined below) plus the product of multiplying the Volumetric Rate (defined below) times the quantity of water delivered to the Delivery Point for the preceding monthly period (collectively, the "Water Services Rate"). No other rates, fees or charges shall be owed by Georgetown to Round

Rock for the Water Services. During the term of this Agreement, the Monthly Base Rate and the Volumetric Rate are as follows:

Monthly Base Rate:	$3,702.42 per month
Volumetric Rate:	$ 2.21 per thousand gallons

ARTICLE V
BILLING METHODOLOGY; REPORTS AND OTHER RELATED MATTERS

Section 5.01 Monthly Statement. For each monthly billing period after commencement of Water Services, Round Rock will provide to Georgetown a bill providing a detailed statement of the quantity of water delivered to the Delivery Point as measured at the Delivery Point Meter during the previous monthly billing period. Georgetown will pay Round Rock for each bill on or before thirty (30) days from the date of receipt of the invoice (the "Due Date"), provided that Georgetown may dispute a bill as provided in Section 2251.042 of the Texas Government Code and payment of a bill in full shall not constitute waiver of Georgetown's right to dispute a bill. Payments shall be mailed to the address indicated on the invoice or can be hand-delivered to Round Rock's utility offices at 221 E. Main Street, Round Rock, Williamson County, Texas. If payments will be made by bank-wire, Georgetown shall verify wiring instructions. Payment must be received at Round Rock's utility offices or bank by the Due Date in order not to be considered past due or late. In the event Georgetown fails to make payment of a bill within said thirty (30) day period, Georgetown shall pay in addition Round Rock's then-current late payment charges on the unpaid balance of the invoice.

Section 5.02 Monthly Billing Calculations. Round Rock will compute the Water Services Rate for Water Services on the basis of the Delivery Point Meter reading and will bill Georgetown such sum on a monthly basis.

Section 5.03 Effect of Nonpayment. With respect to monthly billings, if Round Rock has not received payment from Georgetown by the Due Date, the bill will be considered delinquent. In such event, Round Rock will notify Georgetown of such delinquency in writing, and if Georgetown fails to make payment of the delinquent billing within thirty (30) calendar days from the date of transmittal of such written notice of delinquency from Round Rock, then Round Rock may reduce or suspend the level of Water Services to Georgetown until payment in full is made.

Section 5.04. Disputed Amounts. If Georgetown at any time disputes the amount of any bill, it shall nevertheless make the disputed payment but shall have the right to seek a determination as to whether the amounts charged by Round Rock are in accordance with this Agreement. If it is subsequently determined by agreement or judicial or administrative determination that the disputed amount paid by Georgetown should have been less or more, Round Rock shall promptly revise the amount of the bill such that Georgetown or Round Rock shall recover the amount due. Disputed bills shall first attempt to be resolved by agreement or mediation prior to filing a petition with a court or administrative agency having jurisdiction.

ARTICLE VI
OWNERSHIP AND ALLOCATION OF WATER

Section 6.01 Ownership of Water. Regardless of anything contained herein to the contrary, title to the water diverted by Round Rock on behalf of Georgetown under Georgetown's BRA System Agreements, shall remain in with Georgetown. Round Rock shall have no ownership interest whatsoever in such water.

Section 6.02 Allocation of Water for BRA Reporting Purposes. The Parties acknowledge that Georgetown is required to remit monthly reports to BRA showing the amount of water diverted under Georgetown's BRA System Agreements each day for the preceding month, and that all water diverted from Lake Georgetown by Round Rock on behalf of Georgetown for the Water Services will be allocated in the BRA reports to Georgetown and not to Round Rock. The Parties further agree that approximately ten percent (10%) of water diverted from Lake Georgetown will be lost in the transportation and treatment process in the Round Rock System; therefore, the Parties agree that the amount of water reported to BRA by Georgetown representing the daily diversion of water on behalf of Georgetown under this Agreement will be 1.11 times the total number of gallons measured by Georgetown at the Control Meter (the "Georgetown BRA Diversion Report Amounts"), and the amount of water reported to BRA by Round Rock representing the daily diversion of water on behalf of Round Rock will be reduced by the Georgetown Diversion Report Amounts. On a monthly basis, Georgetown agrees to provide Round Rock with copies of its Georgetown BRA Diversion Amounts report to facilitate Round Rock's BRA reporting requirements.

ARTICLE VII
REGULATORY COMPLIANCE

Section 7.01 Agreement Subject to Applicable Law. This Agreement will be subject to all valid rules, regulations, and applicable laws of the United States of America, the State of Texas and/or any other governmental body or agency having lawful jurisdiction or any authorized representative or agency of any of them.

Section 7.02 Cooperation to Assure Regulatory Compliance. Since the parties must comply with all federal, state, and local requirements to obtain permits, grants, and assistance for system construction, studies, etc., each party will cooperate in good faith with the other party at all times to assure compliance with any such governmental requirements where non-compliance or non-cooperation may subject the parties to penalties, loss of grants or other funds, or other adverse regulatory action in the performance of this Agreement.

ARTICLE VIII
TERM, TERMINATION, DEFAULT, REMEDIES

Section 8.01 Term and Termination. This Agreement shall become effective upon the Effective Date and shall extend until 11:59 PM on the date that is five (5) years after the Effective Date, unless terminated earlier as provided herein, or extended by mutual agreement of the Parties.

Section 8.02 Default.

(a) In the event Round Rock shall default in the performance of any material obligation to be performed by Round Rock under this Agreement, then Georgetown shall give Round Rock at least 30 days' written notice of such default and the opportunity to cure same. Thereafter, in the event such default remains uncured, Round Rock shall agree that Georgetown shall also have the right to pursue any remedy available at law or in equity, including but not limited to termination of this Agreement.

(b) In the event Georgetown shall default in the performance of any material obligation to be performed by Georgetown under this Agreement, other than the payment of money, then Round Rock shall give Georgetown at least 30 days' written notice of such default and the opportunity to cure same. Thereafter, in the event such default remains uncured, Round Rock shall have the right to pursue any remedy available at law or in equity, including but not limited to termination of this Agreement.

(c) If either Party institutes legal proceedings to seek adjudication of an alleged default under this Agreement, the prevailing Party shall be entitled to recover reasonable and necessary attorneys' fees from the non-prevailing Party.

Section 8.03 Termination for Convenience. Either Party shall have the right to terminate this Agreement for convenience and without cause, at any time upon 90 days' notice to the other Party.

ARTICLE IX
GENERAL PROVISIONS

Section 9.01 Assignability. Assignment of this Agreement by either party is prohibited without the prior written consent of the other party.

Section 9.02 Amendment. This Agreement may be amended or modified only by written agreement duly authorized by the respective governing bodies of Round Rock and Georgetown and executed by duly authorized representatives of each.

Section 9.03 Necessary Documents and Actions. Each party agrees to execute and deliver all such other and further instruments and undertake such actions as are or may become necessary or convenient to effectuate the purposes and intent of this Agreement.

Section 9.04 Entire Agreement. This Agreement constitutes the entire agreement of the parties, and this Agreement supersedes any prior or contemporaneous oral or written understandings or representations of the parties regarding Water Services by Round Rock to Georgetown.

Section 9.05 Applicable Law. This Agreement will be construed under and in accordance with the laws of the State of Texas.

Section 9.06 Venue. All obligations of the parties created in this Agreement are performable in Williamson County, Texas, and venue for any action arising under this Agreement will be in Williamson County, Texas.

Section 9.07 **No Third-Party Beneficiaries.** Nothing in this Agreement, express or implied, is intended to confer upon any person or entity, other than to the parties, any rights, benefits, or remedies under or by reason of this Agreement.

Section 9.08 **Duplicate Originals.** This Agreement may be executed in duplicate originals each of equal dignity.

Section 9.09 **Notices.** Any notice required under this Agreement may be given to the respective parties by deposit in regular first-class mail, with proof of mailing date, or by hand-delivery to the address of the other Party shown below:

City of Georgetown:

City of Georgetown
Attn: City Manager
113 E, 8th Street
Georgetown, Texas 78626

City of Round Rock:

City of Round Rock
Attn: City Manager
221 E. Main St.
Round Rock, Texas 78664

Notices shall be deemed received on the date of hand delivery or within three days of deposit in first-class mail, with proof of mailing date.

Section 9.10 **Severability.** Should it be determined that any provisions of this Agreement is invalid or unenforceable under present or future laws, that provision shall be fully severable; this Agreement shall be construed and enforced as if the illegal, invalid, or unenforceable provision had never comprised a part of this Agreement and the remaining provisions of this Agreement shall remain in full force and effect and shall not be affected by the illegal, invalid, or unenforceable provision or by its severance from this Agreement. Texas law shall govern the validity and interpretation of this Agreement.

Section 9.11 **Records.** Georgetown and Round Rock each agree to preserve, for a period of at least two years after this Agreement is terminated or fully performed, all books, records, test data, meter reading results, charts and other records and documents pertaining to this Agreement. Georgetown and Round Rock shall each have the right, respectively, during reasonable business hours to inspect such records and documents.

Section 9.12 **State Approval; Compliance with TCEQ Rules.** Anything herein to the contrary notwithstanding, it is the intention of the parties that this Agreement shall fully comply with the requirements of the TCEQ. The parties each agree to provide any information which may be requested by the other party in order to respond to any inquiries or reports required by the TCEQ. If, at any time, it is determined that this Agreement does not comply with all applicable TCEQ requirements, the parties agree to amend this Agreement in order to effect such compliance.

Section 9.13 **Force Majeure.** If either party is rendered unable, wholly or in part, by Force Majeure to carry out any of its obligations under this Agreement, other than an obligation to pay or provide money, then such obligations of that party to the extent affected by such Force Majeure and to the extent that due diligence is being used to resume performance at the earliest practicable time shall be suspended during the continuance of any inability so caused to the extent provided but for no longer period. Such cause, as far as possible, shall be remedied with all reasonable diligence. It is understood and agreed that the settlement of strikes and lockouts shall be entirely within the discretion of the affected party, and that the above requirements that any Force Majeure shall be remedied with all reasonable dispatch shall not require the settlement of strikes and lockouts by acceding to the demand of the opposing party or parties when such settlement is unfavorable to it in the judgment of the affected party.

Section 9.14 **Authority of Parties Executing Agreement, Validity.** By their execution, each of the individuals executing this Agreement on behalf of a party represents and warrants to the other party that he or she has the authority to execute the document in the capacity shown on this document. Each of the parties further represent and warrant that this Agreement constitutes a valid and binding contract, enforceable against it in accordance with its terms.

Section 9.15 **Exhibits.** The following exhibits are attached to and incorporated into this Agreement for all purposes:

Exhibit A- Map Showing Delivery Point

Section 9.16 **Effective Date.** This Agreement will be effective from and after the latest date accompanying the signature lines below.

SIGNATURES ON FOLLOWING PAGES

CITY OF GEORGETOWN, TEXAS

By:_____
_____, Mayor

Date: The ____ day of _____, 2025

ATTEST:

By:_____
_____, City Secretary

Approved as to form:

_____
Skye Masson, Georgetown City Attorney

CITY OF ROUND ROCK, TEXAS

By:_____
Craig Morgan, Mayor

Date: The ___ day of _____, 2025

ATTEST:

By:_____
Ann Franklin, City Clerk

Approved as to form:

_____
Stephanie Sandre, Round Rock City Attorney

Exhibit "A"
Delivery Point and Interconnect
(see attached)

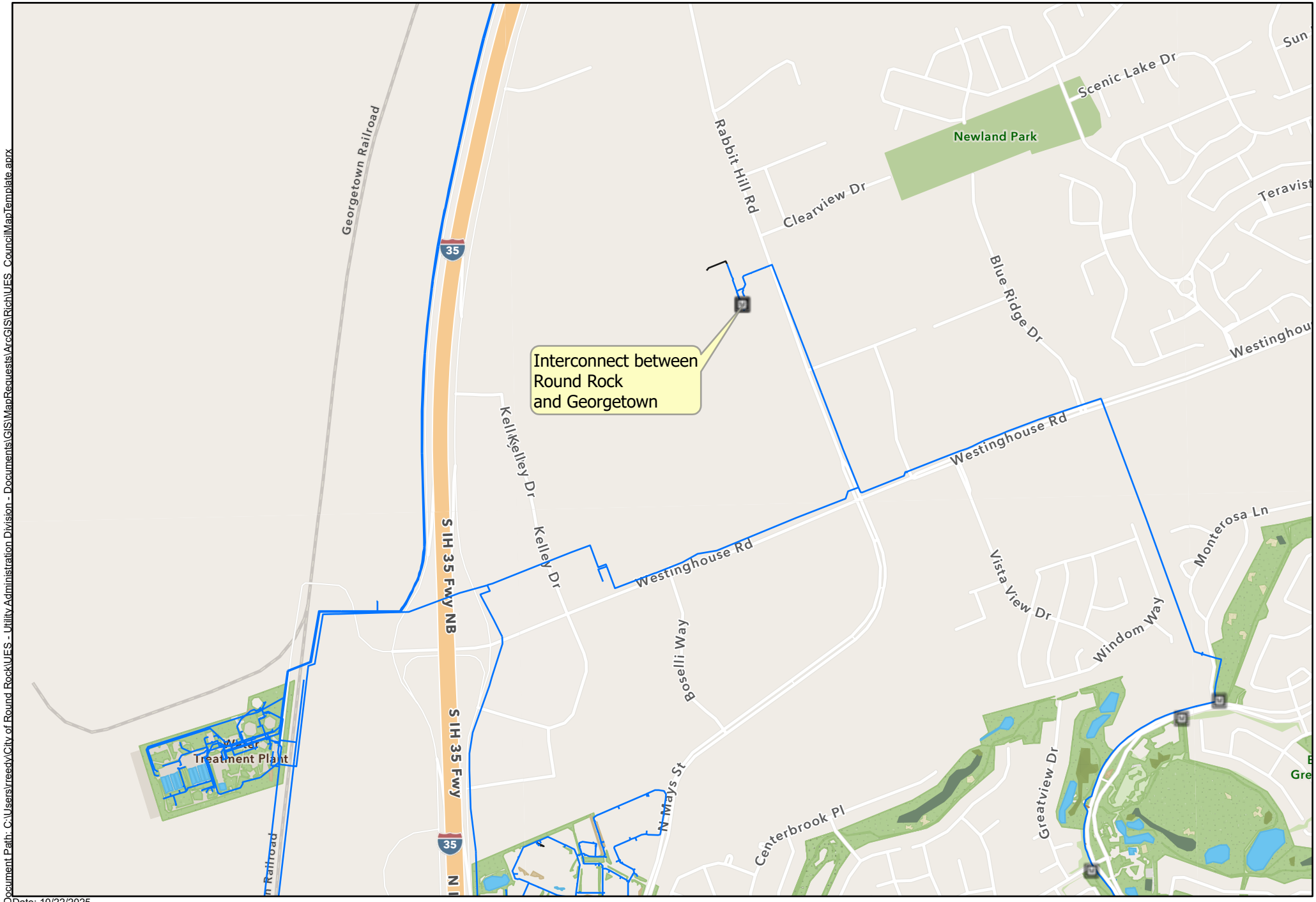

Document Path: C:\Users\rreedy\City of Round Rock\UES - Utility Administration Division - Documents\GIS\MapRequests\ArcGIS\Rich\UES_CouncilMapTemplate.aprx

Date: 10/22/2025

N

Water Lines

- City of Round Rock
- MUD
- Private
- Regional

Exhibit A
Interconnect between Round Rock and Georgetown

ROUND ROCK TEX
PUBLIC WORKS

City of Georgetown, Texas
City Council
March 10, 2026

SUBJECT:
Abandonment of a Drainage Easement for the Benefit of Tri Pointe Homes Texas, INC (2025-12-ABD)

SUGGESTED ACTION:
Consideration and possible action to approve the abandonment of a of a Drainage Easement situated in the Woodruff Stubblefield Survey, Abstract No. 556 recorded in document number 2023084878 for the benefit of Tri Pointe Homes Texas, INC and to authorize the Mayor to execute all necessary documents to effectuate the partial abandonment -- Lauren Boenig, Real Estate Program Manager

ITEM SUMMARY:
This easement is a part of the Lawhon Tract. It has been used to convey a temporary drainage channel for the Phase 1 interim. Phase 2 construction will begin soon and the easement will be replaced with a permanent drainage easement.

FINANCIAL IMPACT:
N/a

SUBMITTED BY:
Lauren Boenig, City Attorney's Office/ Real Estate

ATTACHMENTS:
2025-12-ABD package.pdf
2023084878-1.pdf

RESOLUTION NO. _____

RESOLUTION OF THE CITY COUNCIL OF THE CITY OF GEORGETOWN, TEXAS AUTHORIZING THE RELEASE AND ABANDONMENT OF A DRAINAGE EASEMENT GRANTED TO THE CITY OF GEORGETOWN IN A DOCUMENT RECORDED UNDER DOCUMENT NUMBER 2023084878 OF THE OFFICIAL PUBLIC RECORDS OF WILLIAMSON COUNTY, TEXAS

WHEREAS, in 2023, Tri Pointe Homes Texas, Inc, a Texas corporation organized under the laws of the State of Texas ("Owner"), granted the City of Georgetown a 0.796 acre drainage easement across 77.830 acre tract of land out of the Woodruff Stubblefield Survey, Abstract No. 556 recorded under Document Number 2023056327 of the of the Official Public Records of Williamson County, Texas, (the "Property"), for the purpose of facilitating the drainage of water across the Property; said drainage easement being conveyed to the City of Georgetown pursuant the document recorded as Document Number 2023084878 of the Official Public Records of Williamson County, Texas (the "Easement to Be Abandoned"); and,

WHEREAS, Owner wishes to develop the Property, but the Easement to be Abandoned is impeding the development of the Property; and,

WHEREAS, the abandonment of the Easement to be Abandoned would facilitate the development of the Property; and,

WHEREAS, upon considering the request for the release and abandonment of the Easement to be Abandoned, the City Council finds that a public need for the Easement to be Abandoned no longer exists, and therefore the Easement to be Abandoned may be abandoned and released to Owner or a successor-in-interest to Owner.

WHEREAS, nothing herein shall operate to release any other easement.

NOW, THEREFORE, BE IT RESOLVED BY THE CITY COUNCIL OF THE CITY OF GEORGETOWN, TEXAS, THAT:

SECTION 1. The meeting at which this resolution was approved was conducted in compliance with the Texas Open Meetings Act, Texas Government Code, Chapter 551.

SECTION 2. The facts and recitations contained in the preamble of this resolution are hereby found and declared to be true and correct and are incorporated by reference herein and expressly made a part hereof, as if copied verbatim.

SECTION 3. The Mayor is hereby authorized to execute a Quitclaim in substantially the same form attached hereto as **Exhibit A** and any other conveyance document(s) necessary

to complete the release and abandonment of the Easement to be Abandoned, and the City Secretary is hereby authorized to attest thereto on behalf of the City of Georgetown.

SECTION 4. All resolutions that conflict with the provisions of this resolution are hereby repealed, and all other resolutions of the City not in conflict with the provisions of this resolution shall remain in full force and effect.

SECTION 5. If any provision of this resolution, or application thereof, to any person or circumstance, shall be held invalid, such invalidity shall not affect the other provisions, or application thereof, of this resolution, which can be given effect without the invalid provision or application, and to this end the provisions of this resolution are hereby declared to be severable.

SECTION 6. The Mayor is hereby authorized to sign this resolution and the City Secretary to attest. This Resolution shall be effective immediately in accordance with the provisions of the City Charter of the City of Georgetown.

PASSED AND APPROVED on this _____day of _____, 2026.

CITY OF GEORGETOWN

By: _____
Joshua Schroeder, Mayor

ATTEST:

_____
Robyn Densmore, City Secretary

APPROVED AS TO FORM:

_____
Skye Masson, City Attorney

Resolution Number: _____
Subject: Abandonment of Drainage Easement
Date Approved: _____

Exhibit “A”

To Resolution

QUITCLAIM

NOTICE OF CONFIDENTIALITY RIGHTS: IF YOU ARE A NATURAL PERSON, YOU MAY REMOVE OR STRIKE ANY OF THE FOLLOWING INFORMATION FROM THIS INSTRUMENT BEFORE IT IS FILED FOR RECORD IN THE PUBLIC RECORDS: YOUR SOCIAL SECURITY NUMBER OR YOUR DRIVER'S LICENSE NUMBER.

DATE: March 10, 2026

GRANTOR: City of Georgetown, a Texas home-rule municipal corporation

GRANTOR'S MAILING ADDRESS: P.O. Box 409, Georgetown, Williamson County, Texas 78627

GRANTEE: Tri Pointe Homes Texas, Inc, a Texas corporation

GRANTEE'S MAILING ADDRESS: 11149 Research Blvd Ste 100, Austin, TX 78759

CONSIDERATION: Ten Dollars ($10.00) and other good and valuable consideration, the receipt and sufficiency of which is hereby acknowledged.

PROPERTY:

> All of Grantor's right, title and interest in and to that certain Drainage Easement recorded under Document Number 2023084878 of the Official Public Records of Williamson County, Texas.

For the consideration, GRANTOR quitclaims to GRANTEE all of GRANTOR'S right, title, and interest in and to the above described Property, to have and to hold it to GRANTEE, GRANTEE'S successors and assigns, forever. Neither GRANTOR, nor GRANTOR'S successors and assigns, shall have, claim or demand any right or title to the Property or any part of it.

EXECUTED this the _____ day of _____, 20___.

GRANTOR:

CITY OF GEORGETOWN

BY:_____
Joshua Schroeder, Mayor

ATTEST:

_____
Robyn Densmore, City Secretary

STATE OF TEXAS)
)
COUNTY OF WILLIAMSON)

ACKNOWLEDGMENT

BEFORE ME, the undersigned authority, on this date personally appeared Joshua Schroeder, Mayor of the City of Georgetown, a Texas home-rule municipal corporation, known to me to be the person whose name is subscribed to the foregoing instrument and acknowledged to me that he executed the same for the purposes and consideration therein expressed, as the act and deed of said municipality, and in the capacity therein stated.

GIVEN UNDER MY HAND AND SEAL OF OFFICE this ___day of _____, 2026.

_____
Notary Public, State of Texas

APPROVED AS TO FORM:

_____
Skye Masson, City Attorney

ELECTRONICALLY RECORDED 2023084878
Williamson County, Texas Total Pages: 8

GF#2773131-NHC

DRAINAGE EASEMENT

STATE OF TEXAS §
§ **KNOW ALL BY THESE PRESENTS:**
COUNTY OF WILLIAMSON §

This Drainage Easement Agreement (this "Agreement") is made on the 18th day of September, 2023 between Tri Pointe Homes Texas, Inc., a Texas corporation, whose address is 13640 Briarwick Drive, Suite 170, Austin, Texas 78729 (hereinafter referred to as "Grantor"), and the City of Georgetown, a Texas home-rule municipal corporation, whose address is P.O. Box 409 Georgetown, Texas 78627, ATTN: Georgetown City Secretary (herein referred to as "Grantee").

1. For the good and valuable consideration described in Paragraph 2 below, Grantor hereby GRANTS, SELLS and CONVEYS to Grantee, its successors and assigns an EXCLUSIVE easement and right-of-way (the "Easement") for the placement, construction, operation, repair, maintenance, replacement, upgrade, rebuilding, relocation and/or removal of drainage facilities and related appurtenances (collectively, the "Facilities") and allowing the flow of water on, over, across, under, and through the following described property of the Grantor, to wit:

   > Being all that certain tract, piece or parcel of land lying and being situated in the County of Williamson, State of Texas, being more particularly described by metes and bounds in **Exhibit A** and by diagram in **Exhibit B** attached hereto and made a part hereof for all purposes (the "Property").

2. The Easement and the rights and privileges herein conveyed, are granted for and in consideration of the sum of One and No/100 Dollars ($1.00) and other good and valuable consideration to Grantor in hand paid by Grantee, the receipt and sufficiency of which is hereby acknowledged and confessed.

3. The Easement, with its rights and privileges, shall be used only for the purpose of placing, constructing, operating, repairing, maintaining, rebuilding, replacing, upgrading, relocating, and/or removing the Facilities and allowing the flow of water on, over, across, under, and through the Property. The Easement additionally includes the right to remove from the Property all trees and parts thereof, or other obstructions, which endanger or may interfere with the efficiency and maintenance of the Facilities.

4. The duration of the Easement is perpetual.

5. Grantor and Grantor's heirs, personal representatives, successors, and assigns are and shall be bound to WARRANT and FOREVER DEFEND the Easement and the rights conveyed in this Agreement to Grantee and Grantee's successors and assigns, against every person lawfully claiming or to claim all or any part thereof.

Unofficial Document

6. The Easement, and the rights and privileges granted by this Agreement, are EXCLUSIVE to Grantee, and Grantee's successors and assigns, and Grantor covenants that Grantor shall not convey any other easement, license, or conflicting right to use in any manner, the area (or any portion thereof) covered by this grant.

7. This Agreement contains the entire agreement between the parties relating to its subject matter. Any oral representations or modifications concerning this Agreement shall be of no force and effect. Any subsequent amendment or modification must be in writing and agreed to by all parties.

8. The terms of this Agreement shall be binding upon Grantor, and Grantor's heirs, personal representatives, successors, and assigns; shall bind and inure to the benefit of the Grantee and any successors or assigns of Grantee; and shall be deemed to be a covenant running with the land.

IN WITNESS WHEREOF, Grantor and Grantee have caused this instrument to be executed on the dates set forth herein.

GRANTOR:

TRI POINTE HOMES TEXAS, INC.,
a Texas corporation

By: _____
Name: Bryan Havel
Title: DP

STATE OF Texas §
§
COUNTY OF Williamson §

This instrument was acknowledged before me on this the 6 day of September, 2023, by Bryan Havel, Division President of Tri Pointe Homes Texas, Inc., a Texas corporation, on behalf of said corporation.

MICHAEL LEE STEVENS
Notary Public, State of Texas
Comm. Expires 08-08-2027
Notary ID 13448723-2

_____
Notary Public, State of Texas

Unofficial Document

GRANTEE:

City of Georgetown, Texas, a Texas home-rule municipal corporation

By: _____
Name: David Morgan
Title: City Manager

STATE OF TEXAS §
§
COUNTY OF WILLIAMSON §

This instrument was acknowledged before me on this the 18th day of September, 2023, by David Morgan, City Manager of the City of Georgetown, Texas, a Texas home-rule municipal corporation, on behalf of said corporation.

SUSAN D. DEMEO
Notary Public, State of Texas
Comm. Expires 10-19-2025
Notary ID 133400309

_____
Notary Public, State of Texas

APPROVED AS TO FORM:

_____
Andrew Culpepper, Assistant City Attorney

AFTER RECORDING, RETURN TO GRANTEE:
City of Georgetown
Attn: Real Estate Services
P.O. Box 409
Georgetown, Texas 78627

Unofficial Document

Exhibit A

EXHIBIT ___

TEMPORARY DRAINAGE EASEMENT
0.796 ACRE

METES & BOUNDS DESCRIPTION

FIELD NOTES FOR A 0.796 ACRE TRACT OF LAND OUT OF THE WOODRUFF STUBBLEFIELD SURVEY, ABSTRACT NO. 556 OF WILLIAMSON COUNTY, TEXAS; BEING A PORTION OF A CALLED 77.830 ACRE TRACT OF LAND AS CONVEYED TO LAND HOLDINGS WALAW, LLC BY SPECIAL WARRANTY DEED RECORDED IN DOCUMENT NUMBER 2021193017 OF THE OFFICIAL PUBLIC RECORDS OF WILLIAMSON COUNTY, TEXAS; SAID 0.796 ACRE OF LAND BEING MORE PARTICULARLY DESCRIBED BY METES AND BOUNDS AS FOLLOWS AND AS SHOWN ON ATTACHED SKETCH:

COMMENCING for POINT OF REFERENCE at a 1/2-inch iron rod with cap stamped "FOREST 1847" found on the west right-of-way line of way line of Lawhon Lane (width varies, no deed of record found), at the north corner of the above described Land Holdings Walaw 77.830 acre tract, and the southeast corner of a called 110 acre tract of land described as Tract No. 1 as conveyed to Woodhull Family Partners by warranty deed recorded in Volume 2442, Page 243 of the Official Records of Williamson County, Texas, Thence, with the west right-of-way line of said Lawhon Lane and the northeast line of said Land Holdings Walaw 77.830 acre tract, S 22°30'11" E a distance of 11.20 feet to a calculated point for the northwest corner and **POINT OF BEGINNING** of the herein described tract;

THENCE, continuing with the west right-of-way line of said Lawhon Lane and the northeast line of said Land Holdings Walaw 77.830 acre tract, S 22°30'11" E, a distance of 31.72 feet to a 1/2-inch iron rod with cap stamped "FOREST 1847" found at the intersection of the west right-of-way line and the south right-of-way line of said Lawhon Lane, at an interior corner of said Land Holdings Walaw 77.830 acre tract for an interior corner of the herein described tract;

THENCE, continuing with the south right-of-way line of said Lawhon Lane and the northeast line of said Land Holdings Walaw 77.830 acre tract, S 77°05'09" E, a distance of 43.03 feet to a calculated point for the northeast corner of the herein described tract, from which a 1/2-iron rod with cap stamped "BGE INC" set at the northwest corner of a called 1.0000 acre tract of land as conveyed to Wayne Lawhon by gift deed recorded in Document Number 9807234 of the Official Records of Williamson County, Texas bears S 77°05'09" E, a distance of 6.57 feet;

THENCE, departing the south right-of-way line of said Lawhon Lane, over and across said Land Holdings Walaw 77.830 acre tract, S 61°30'55" W, a distance of 440.50 feet to a calculated point of curvature of a curve to the left;

THENCE, continuing over and across said Land Holdings Walaw 77.830 acre tract, along said curve to the left, having an arc distance of 104.96 feet, a radius of 120.00 feet, a central angle of 50°06'54" and chord which bears S 36°27'28" W, a distance of 101.65 feet to a calculated point of tangency;

Unofficial Document

THENCE, continuing over and across said Land Holdings Walaw 77.830 acre tract, S 11°24'01" W, a distance of 30.56 feet to a calculated point for the southeast corner of the herein described tract;

THENCE, continuing over and across said Land Holdings Walaw 77.830 acre tract, N 76°54'33" W, a distance of 21.07 feet to a calculated point of curvature of a curve to the left;

THENCE, continuing over and across said Land Holdings Walaw 77.830 acre tract, along said curve to the left, having an arc distance of 38.99 feet, a radius of 325.00 feet, a central angle of 06°52'23" and chord which bears N 80°20'45" W, a distance of 38.96 feet to a calculated point for the southwest corner of the herein described tract;

THENCE, continuing over and across said Land Holdings Walaw 77.830 acre tract, N 11°24'01" E, a distance of 31.12 feet to a calculated point of curvature of a curve to the right;

THENCE, continuing over and across said Land Holdings Walaw 77.830 acre tract, along said curve to the right, having an arc distance of 157.44 feet, a radius of 180.00 feet, a central angle of 50°06'54" and chord which bears N 36°27'28" E, a distance of 152.47 feet to a calculated point;

THENCE, continuing over and across said Land Holdings Walaw 77.830 acre tract, N 61°30'55" E, a distance of 411.53 feet to the **POINT OF BEGINNING** and containing 0.796 acre (34,687 square feet) of land, more or less.

I hereby certify that these notes were prepared from a survey made on the ground by BGE Inc., under my supervision on November 29, 2021 and are true and correct to the best of my knowledge. Bearing orientation is based on the Texas State Plane Coordinate System, NAD 83, Texas Central Zone 4203.

STATE OF TEXAS
REGISTERED
JONATHAN O. NOBLES
5777
PROFESSIONAL
LAND SURVEYOR

3/2/2023
Date

Jonathan O. Nobles RPLS No. 5777
BGE, Inc.
101 West Louis Henna Blvd, Suite 400
Austin, Texas 78728
Telephone: (512) 879-0400
TBPLS Licensed Surveying Firm No. 10106502

Client: Trendmaker
Date: March 2, 2023
Job No: 7547-00

\\BROWNGAY.NET\PANZURA\REGIONS\TXC\PROJECTS\TRENDMAKER\7547-00-LAWHON_TRACT-SURVEY\SV\04_FINALS\MB\EASEMENTS\TEMPORARY DRAINAGE EASEMENT.DOCX

Unofficial Document

Exhibit B

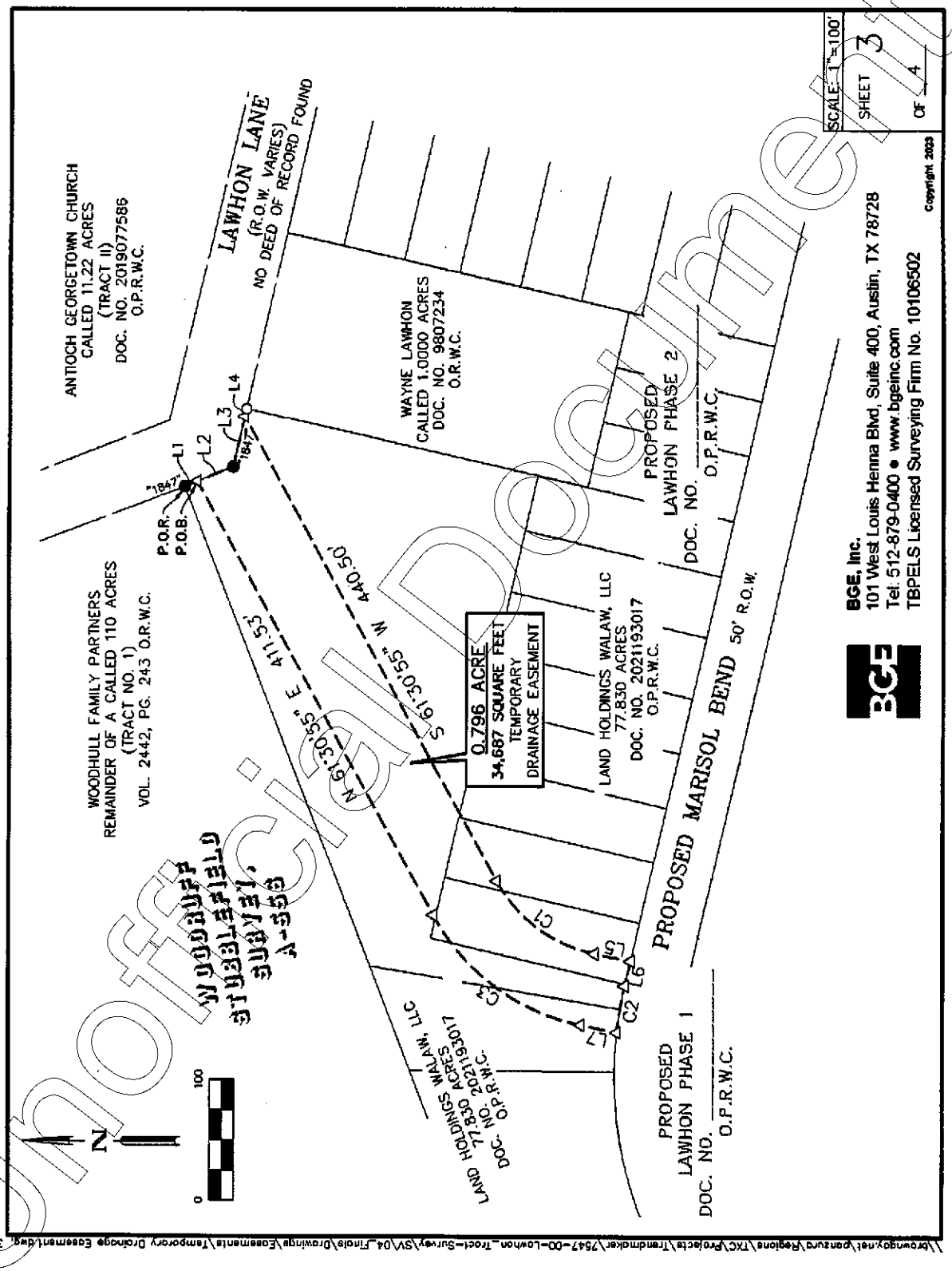

Unofficial Document

CURVE TABLE					
NUMBER	ARC LENGTH	RADIUS	DELTA	CHORD BEARING	CHORD DISTANCE
C1	104.96'	120.00'	50°06'54"	S 36°27'28" W	101.65'
C2	38.99'	325.00'	6°52'23"	N 80°20'45" W	38.96'
C3	157.44'	180.00'	50°06'54"	N 36°27'28" E	152.47'

LINE TABLE		
NUMBER	BEARING	DISTANCE
L1	S 22°30'11" E	11.20'
L2	S 22°30'11" E	31.72'
L3	S 77°05'09" E	43.03'
L4	S 77°05'09" E	6.57'
L5	S 11°24'01" W	30.56'
L6	N 76°54'33" W	21.07'
L7	N 11°24'01" E	31.12'

LEGEND

DOC.	DOCUMENT
NO.	NUMBER
O.R.W.C.	OFFICIAL RECORD WILLIAMSON COUNTY
O.P.R.W.C.	OFFICIAL PUBLIC RECORDS OF WILLIAMSON COUNTY, TEXAS
PG.	PAGE
P.O.B.	POINT OF BEGINNING
P.O.R.	POINT OF REFERENCE
R.O.W.	RIGHT-OF-WAY
VOL.	VOLUME
●5/8"	FOUND 5/8" IRON ROD
●"1847"	FOUND 1/2" IRON ROD WITH CAP STAMPED "FOREST 1847"
○	SET 1/2" IRON ROD WITH CAP STAMPED "BGE INC"
△	CALCULATED POINT

BGE, Inc.
101 West Louis Henna Blvd, Suite 400, Austin, TX 78728
Tel: 512-879-0400 • www.bgeinc.com
TBPELS Licensed Surveying Firm No. 10106502

Copyright 2023

SCALE:
SHEET 4 OF 4

Unofficial Document

\\browngay.net\panzura\Regions\TXC\Projects\Trendmaker\7947-00-Lawhon_Tract-Survey\SV\04_Finals\Drawings\Easements\Temporary Drainage Easement.dwg, 3/9/202

ELECTRONICALLY RECORDED
OFFICIAL PUBLIC RECORDS
2023084878

Pages: 8 Fee: $50.00
10/11/2023 08:52 AM
LMUELLER

Nancy E. Rister, County Clerk
Williamson County,Texas

Unofficial Document

City of Georgetown, Texas
City Council
March 10, 2026

SUBJECT:
FY2025 Audit and Financial Report

SUGGESTED ACTION:
Forwarded from the City Council Audit and Finance Sub-Committee:
Consideration and possible action to accept the independent audit of all accounts of the City reported in the Annual Comprehensive Financial Report (ACFR) for the fiscal year ended September 30, 2025 -- Christi Rawls, Controller

ITEM SUMMARY:
The City's external auditor, Adam McCane with Weaver and Tidwell, LLP will present the results of the City's annual audit and resulting Annual Comprehensive Financial Report (ACFR) for the Fiscal Year Ended September 30, 2025, at the afternoon workshop session. This item was also presented in detail to the City Council Finance Sub-Committee on Feb. 24, 2026.

The results of the auditors' examination in compliance with the testing for grant proceeds, as well as their testing on fraud and risk assessment, were also discussed during the meeting.

FINANCIAL IMPACT:
Expenses for the audit and for the ACFR report is $105,000.00 and is included in the Accounting Department adopted budget for FY 2026.

SUBMITTED BY:
Aaron St Pierre, Finance/Purchasing

ATTACHMENTS:
City of Georgetown FY25 ACFR - FINAL.pdf

FY2025

Annual Comprehensive Financial Report

For the Year Ended September 30, 2025

GEORGETOWN
TEXAS

THIS PAGE INTENTIONALLY LEFT BLANK.

GEORGETOWN
TEXAS
more than welcome

City of Georgetown, Texas

Annual Comprehensive Financial Report
For the Fiscal Year Ended September 30, 2025

Prepared by:

Division of Finance and Administration
Christi Rawls, Controller
Dana Card, Accounting Manager

THIS PAGE INTENTIONALLY LEFT BLANK.

GEORGETOWN
TEXAS
more than welcome

City of Georgetown, Texas
Annual Comprehensive Financial Report
For the Fiscal Year Ended September 30, 2025
Table of Contents – Continued

Page

Introductory Section (Unaudited)
Letter of Transmittal vii
GFOA Certificate of Achievement xviii
Organizational Chart xix
Elected Officials and Administrative Officers xx

Financial Section
Independent Auditor's Report 3
Management's Discussion and Analysis of Financial Condition and Results of Operations 7

Basic Financial Statements
Government-Wide Financial Statements
Statement of Net Position 20
Statement of Activities 21
Fund Financial Statements
Balance Sheet – Governmental Funds 24
Reconciliation of the Governmental Funds Balance Sheet to the Statement of Net Position 25
Statement of Revenues, Expenditures, and Changes in Fund Balance – Governmental Funds 26
Reconciliation of the Governmental Funds Statement of Revenues, Expenditures and Changes in Fund Balance to the Statement of Activities 27
Statement of Revenues, Expenditures, and Changes in Fund Balance – Budget and Actual – General Fund 29
Statement of Net Position – Proprietary Funds 30
Statement of Revenues, Expenses, and Changes in Fund Net Position – Proprietary Funds 32
Statement of Cash Flows – Proprietary Funds 33
Statement of Fiduciary Net Position – Custodial Fund 34
Statement of Changes in Fiduciary Net Position – Custodial Fund 35
Notes to the Financial Statements 39

Required Supplementary Information
Texas Municipal Retirement System Schedules and Ratios 88
Other Post-Employment Benefits Schedules and Ratios 91

Combining and Individual Fund Financial Statements and Schedules
Combining Financial Statements – Nonmajor Governmental Funds 94
Combining Balance Sheet 98
Combining Statement of Revenues, Expenditures, and Changes in Fund Balance 100
Schedules of Revenues and Expenditures (Budget Basis) – Budget and Actual (Non-GAAP) – Reconciled to GAAP Basis
American Rescue Plan 102
Council Discretionary 103
Conservation 104
Court Fees 105
Development 106
Fire 107

Page

Combining and Individual Fund Financial Statements and Schedules (continued)
Library Restricted 108
Parks 109
PEG Fees 110
Police 111
Public Improvement Districts 112
Sidewalks 113
Street Sales Tax 114
Streetlight 115
Tax Increment Reinvestment Zones 116
Tourism 117

Supplementary Individual Fund Financial Statements and Schedules – Major Governmental Funds
General Fund
Schedule of Revenues and Expenditures (Budget Basis) – Budget and Actual (Non-GAAP) – Reconciled to GAAP Basis 120
Georgetown Transportation Enhancement Corporation (GTEC)
Schedule of Revenues and Expenditures (Budget Basis) – Budget and Actual (Non-GAAP) – Reconciled to GAAP Basis 123
Debt Service Fund
Schedule of Revenues and Expenditures (Budget Basis) – Budget and Actual (Non-GAAP) – Reconciled to GAAP Basis 124
General Capital Projects Fund
Schedule of Revenues and Expenditures (Budget Basis) – Budget and Actual (Non-GAAP) – Reconciled to GAAP Basis 125

Combining Financial Statements - Nonmajor Proprietary Funds
Enterprise Funds
Combining Statement of Net Position 129
Combining Statement of Revenues, Expenses, and Changes in Fund Net Position 130
Combining Statement of Cash Flows 131
Internal Service Funds
Combining Statement of Net Position 132
Combining Statement of Revenues, Expenses, and Changes in Fund Net Position 133
Combining Statement of Cash Flows 134

Statistical Section (Unaudited)
Net Position by Component 138
Changes in Net Position 140
Fund Balances of Governmental Funds 144
Changes in Fund Balances of Governmental Funds 146
Property Tax Rates, Levies and Collections 148
Assessed and Estimated Actual Value of Taxable Property 150
Property Tax Rates – Direct and Overlapping Governments 152
Principal Property Taxpayers 153
Taxable Sales by Category 154
Direct and Overlapping Sales Tax Rates 156
Sales Tax Revenue Payers by Industry 157
Ratios of Outstanding Debt by Type 158

Ratios of Net General Obligation Bonded Debt to Assessed Value and Net General Obligation Bonded Debt per Capita 160
Computation of Direct and Estimated Overlapping Bonded Debt 162
Computation of Legal Debt Margin 164
Revenue Bond Coverage – Utility Funds 166
Utility System Condensed Statement of Operations 168
Utility System Condensed Statement of System Equity 170
Demographic and Economic Statistics 172
Principal Employers 173
Full Time Equivalent City Government Employees by Function 174
Operating Indicators by Functions 176
Capital Assets by Functions 178
Ten Largest Electric Customers 180
Water Usage (Gallons) 181
Ten Largest Water Customers 182
Daily Flow (Wastewater Treatment) 183
Ten Largest Wastewater Customers 184
Valuation, Exemptions and Ad Valorem Tax Debt 185
Taxable Assessed Valuations by Category 186
Authorized but Unissued General Obligation Bonds 188
General Fund Revenues and Expenditure History 190
Municipal Sales Tax History 192
Monthly and Volumetric Water Rates 193
Monthly Wastewater Rates 194
Monthly Electric Rates 195

Compliance Section

Independent Auditor's Report on Internal Control over Financial Reporting and on Compliance and Other Matters Based on an Audit of Financial Statements Performed in Accordance with *Government Auditing Standards* 199
Independent Auditor's Report on Compliance for Each Major Federal Program and Report on Internal Control over Compliance Required by the Uniform Guidance 201
Schedule of Expenditures of Federal Awards 204
Notes to the Schedule of Expenditures of Federal Awards 205
Schedule of Findings and Questioned Costs 206

THIS PAGE INTENTIONALLY LEFT BLANK.

GEORGETOWN
TEXAS
more than welcome

Introductory Section

THIS PAGE INTENTIONALLY LEFT BLANK.

GEORGETOWN
TEXAS
more than welcome

February 27, 2026

Honorable Mayor and City Council,
City Manager and Residents of Georgetown, Texas:

The annual comprehensive financial report of the City of Georgetown, Texas (the City) for the year ended September 30, 2025, is hereby submitted. The financial statements are presented in conformity with accounting principles generally accepted in the United States of America as set forth by the Governmental Accounting Standards Board (GASB) and have been audited by independent auditors in accordance with generally accepted auditing standards.

Management Responsibility for Financial Information. The City's Finance Division has prepared the report and is responsible for both the accuracy of the data and the completeness and fairness of the presentation, including all disclosures. To the best of our knowledge and belief, the enclosed data is complete and reliable in all material respects. All disclosures necessary to enable the reader to gain an understanding of the City's financial activities have been included.

The Reporting Entity. This report includes all the funds of the City, as well as the City's discretely presented component unit, the Georgetown Economic Development Corporation (GEDCO), its Texas 4A economic development corporation. The City provides a full range of services, which include police and fire protection; construction and maintenance of streets and other infrastructure; recreational activities and cultural events. In addition to general government activities, the City also provides electric, wastewater, water, stormwater drainage, solid waste and airport services which are included in the reporting entity. In addition, the City is financially accountable for Georgetown Transportation Enhancement Corporation (GTEC), a Texas 4B economic development corporation, which funds transportation projects that enhance economic development within the City. GTEC is presented as a blended component unit within the reporting entity.

Management Discussion and Analysis. Generally accepted accounting principles (GAAP) require management to provide a narrative introduction, overview, and analysis to accompany the basic financial statements in the form of Management's Discussion and Analysis (MD&A). This letter of transmittal is designed to complement the MD&A and should be read in conjunction with it. The City's MD&A can be found immediately following the independent auditors' report located at the front of the financial section of this report.

DESCRIPTION OF THE CITY

Georgetown is a Home Rule Charter City and operates under a Council-Manager form of government. A mayor, elected at-large, and seven council members elected from single-member districts serve staggered, three-year terms. Georgetown is located on Interstate 35, the major corridor between Dallas and San Antonio, at the intersection of State Highway 130. Georgetown was founded in 1848 with a strong agricultural base, in the heart of Williamson County, 26 miles north of Austin. Georgetown serves as the county seat of Williamson County.

Georgetown's city limits are comprised of 60.11 square miles, with an extra-territorial jurisdiction (ETJ) extending to 121.42 square miles. Today, the estimated population of Georgetown is 100,638 within the city limits, compared to 67,176 in 2020, with annual growth of more than 10%. This represents a nearly 50% increase in population since 2020, with significant growth occurring in 2022 and 2023. During each of these years, Georgetown was designated the fastest growing City in the nation for Cities with a population over 20,000 by the U.S. Census Bureau. That population estimate increases to over 120,000 inclusive of extra-territorial jurisdiction (ETJ) residents.

Georgetown's economic development initiatives to diversify the tax base, expand retail, and create jobs have been balanced with a focus on maintaining the community's unique character and quality of life. The 2023 Georgetown Resident Satisfaction Survey indicated that 94% of residents said the overall quality of life in Georgetown was good or excellent and 70% said for city taxes paid, the value of city services was good or excellent.

The downtown commercial district, known as "The Most Beautiful Square in Texas," continues to expand its arts, culture, dining, and entertainment venues. Award-winning parks, extensive river trail systems along the North and South San Gabriel Rivers, and scenic Lake Georgetown combined with the low crime rate make Georgetown an attractive place to live and work.

Southern Living magazine named Georgetown the "Best City to Live in the South" in 2018 and featured Georgetown in the "15 Affordable Small Towns We Love" list in 2022. Georgetown is also a well-managed city as evidenced by receiving the 2024 Community of the Year Award from the Texas Chapter of the American Planning Association. Additionally, S&P upgraded Georgetown's tax supported debt rating from AA+ to AAA in 2024 and upgraded the City's combined water and electric utility revenue bond rating from A+/positive to AA-/stable in 2025.

Georgetown is also home to Southwestern University, which continues to receive national recognition as a liberal arts institution. The University has been named to Kiplinger's list of the 100 best values in liberal arts colleges and has been noted as one of 'America's Best Value Colleges' by the *Princeton Review*. With an average enrollment of 1500 students and 442 employees, the University provides substantial economic and cultural contributions to Georgetown.

GEORGETOWN'S ECONOMIC OUTLOOK AND FINANCIAL CONDITIONS

Economic Outlook. Georgetown's economy continued to grow during 2025, mirroring the strong development in the Austin metro region in recent years. Sales tax revenue receipts totaled $56.3M in 2025. An increase of 4.6% or $2.6 million reflects a more moderate pace than 2024 sales tax growth. Total sales tax revenues are up more than 10% over the last four years, and sales tax trends in Georgetown demonstrate strong growth in the local economy since 2015 (see chart).

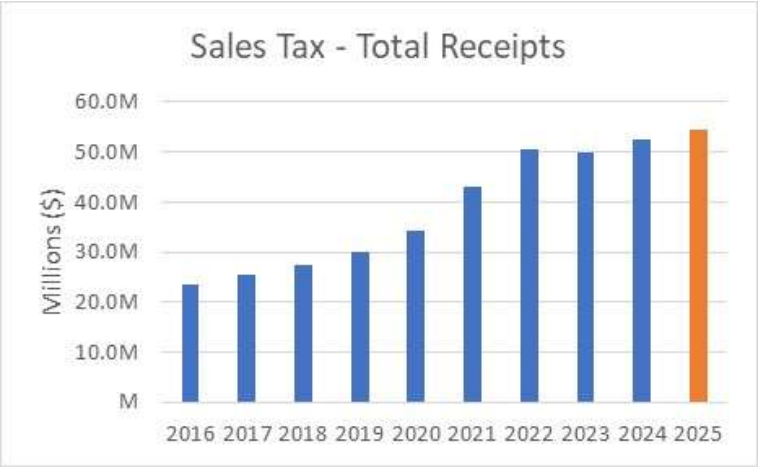

The City's total assessed property value has grown to over $21 billion at the time of certification, representing an increase of over 11.4% from last year. The average homestead property in Georgetown has increased in taxable value by 4.3 percent, up to $403,543 in FY2026 from $386,749 in FY2025. The average homestead market value totals $444,810.

Beginning in 2024, Georgetown started to see housing starts, permits, water meters and sales tax revenue temper with the economy, however significant growth pressures remain. In the past five years, the city experienced record new housing starts at over 2,500 annually and approved agreements for more than 5 million square feet of industrial development. The heat map indicates zones experiencing the most growth within the City of Georgetown and its ETJ. Saddle Creek, Sun City, Wolf Ranch West, Shadow Canyon, and Berry Creek Highlands continue to expand single and multi-family living options, as well as increased restaurants and shops to support residential demands.

New single-family housing starts (totaling 1,493 in Fiscal year 2025) show the desirability for homes in the area. Fiscal year 2025 experienced building permits totaling 9,758, at a continued high level albeit lower than prior fast-growth fiscal years. Over the same period, new commercial projects totaled 239. This rapid growth has resulted in a population increase of more than 66% since 2013. Infrastructure and long-range planning continue to be a top priority to meet the needs of the community and the exponential growth to come, particularly in the areas of water supply and treatment, transportation infrastructure, safety, and quality of life.

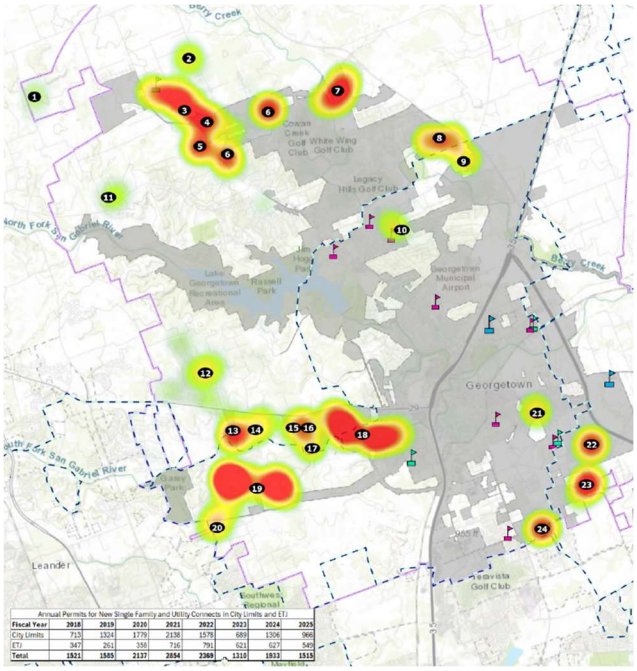

Fiscal Year	2018	2019	2020	2021	2022	2023	2024	2025
City Limits	713	1324	1779	2138	1579	689	1309	966
ETJ	347	261	358	716	791	621	627	549
Total	1521	1585	2137	2854	2369	1310	1933	1515

The Georgetown water utility district continues to grow in customers. The district spans around 440 square miles, an area that is 7 times larger than the City of Georgetown itself (60.11 square miles). The amount of new residential and commercial development continues to add customers to water utility systems within and outside of Georgetown city limits. In 2025, the City of Georgetown saw 3,441 new meter connections, up from 2,941 in 2024. The total number of meters citywide increased by 5.49%.

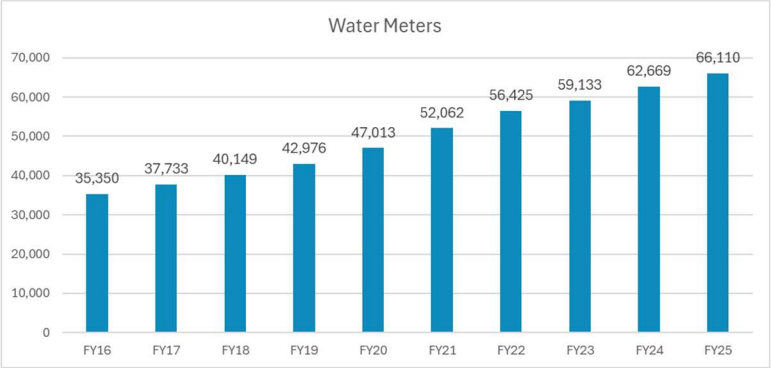

The City's growth has resulted in an average 3,819 new meters per year for the last five years. The City expects this trend to continue and is planning infrastructure to meet the need of the continued growth. The Central Texas region continues to see strong growth in new jobs and in retail sales. The City's commercial and job base continued to grow with the expansion of several small commercial and retail centers, as well as growth in the school district, county, and city governments.

***New Economic Developments*.** The City adopted a new economic strategic plan in 2024 which builds upon the successful implementation of the previous 5-year strategic plan. The plan centers around three goals which are:

1. Business Development
2. Talent Development
3. Quality Placemaking

Each goal has multiple subgoals that are all geared towards helping to continue the diversification of Georgetown's local economy and taxbase, building on our competitive business and residential services, and protecting the community against potential economic shocks.

This strategic approach has helped Georgetown to secure significant levels of capital investment which have created thousands of jobs available to local residents and diversified the city's tax base. Since 2019, more than 4.5 million square feet of industrial space has been leased or sold to primary employers.

Fiscal year 2025 saw a total of $650 million in capital investment, 1,230 total jobs created, and 573,000 square feet of commercial and industrial space utilized by economic development projects. Notable examples of these projects and large commercial projects are listed below:

Pegatron Corporation Pegatron Corporation, a Global Fortune 500 company and one of the largest electronics manufacturers in the world, has announced an $85 million capital investment in Georgetown. The Taiwan-based company has acquired a 168,784 square foot facility in the Blue Springs Business Park. The project is the company's first manufacturing facility in the United States. Pegatron plans to create several hundred full-time positions at the new facility.

Texas Municipal Center & Headquarters for TML & TMLIRP Georgetown has been selected as the location for the new Texas Municipal Center and headquarters for the Texas Municipal League (TML) and TML Intergovernmental Risk Pool (TMLIRP). TML and TMLIRP will acquire a 64,000 square foot space located at 205 E. University Avenue and will complete a full renovation and revitalization of the site. The selected location is located just three blocks from Georgetown's town square and will host TML conferences, trainings, and bring visitors from across the state to the most beautiful town square in Texas.

Total Site Solutions Total Site Solutions opened its new 213,000 square foot facility in the summer of 2025. The project involved an estimated capital investment of $30 million and is anticipated to create up to 330 full-time jobs in Georgetown.

Blueprint Projects Data Center Blueprint Projects announced a multi-phase data center project that could involve a capital investment of up to $480 million. Project plans call for two phases of construction totaling 45,000 square feet of data center space in each phase for a total of 90,000 square feet. Construction is planned to start on the first phase of the project by early 2026 and be completed in early 2027.

GAF Energy Headquarters Relocation GAF Energy announced that it has relocated its corporate headquarters to Georgetown from San Jose, California. The relocation includes centralizing all operations, manufacturing, and research & development at the existing 450,000 square foot facility in Georgetown. GAF Energy, an industry leading manufacturer of solar powered shingles, opened its $100 million facility in March 2024.

Loram Technologies, Inc. Formerly known as GREX, Loram is a global rail maintenance and rail services company that began construction on a new 92,000 square foot, $20+ million-dollar innovation center on South Austin Avenue in 2023. The facility opened its doors in 2025 and will allow the company to nearly double their local workforce to more than 300 employees in the coming years.

Georgetown Gateway Business Park Mac Haik Enterprises announced plans for a 147-acre Class A industrial and manufacturing development. The project will provide more than 1.6 million square feet across a total of 6 buildings. The project is located along Interstate 35 and CR 142. Space will be available for lease, build-to-suit, or for sale.

Shake Shack, Velvet Taco, Paris Baguette and More Announced at Bluebonnet Plaza Endeavor Real Estate has announced several new retailers and restaurants for the upcoming Bluebonnet Plaza shopping center. Construction on the first phase of the project has commenced and multiple tenants have been announced including Shake Shack, Velvet Taco, Paris Baguette, Chipotle, Mountain Mike's Pizza, and Frost Bank. Additional tenants are expected to be announced in early 2026.

Home Goods Construction for a new HomeGoods store began in May 2025 at the Cedar Breaks West Shopping Center. The business is planned to open in early 2026.

Parmer Ranch Marketplace H-E-B Project The H-E-B Anchored Parmer Ranch Marketplace opened in September 2025. The 113,837 square foot store is H-E-B's third location in Georgetown. Parmer Ranch Marketplace will provide 40,000 square feet of additional retail, restaurant, and medical uses in addition to 5 pad sites within the development.

Sprouts Marketplace Sprouts opened its new location within the Cedar Breaks West Shopping Center in November 2024. The 23,000 square foot store is Sprouts newest location and is the chains first location in Georgetown. The Cedar Breaks West shopping center commenced construction in 2022 and will provide a total of 115,677 square feet of commercial space. Additional businesses within this new development include Petco, Panera Bread, and Chase Bank.

Lowe's Home Improvement Store Lowe's Home Improvement held its grand opening on June 20th, 2025. The 110,241 square foot location is the company's first location in Georgetown.

***Downtown Development*.** The City's pedestrian-oriented downtown environment continues to thrive, offering a unique and attractive investment opportunity. In 2025, downtown experienced a record-setting $27.6 million in reinvestment activity, driven by property sales, new construction, building renovations, and new business openings. Six new businesses opened downtown, including one retail store, four restaurants, and one brewery/coffee shop. The total assessed value downtown decreased by $15 million from fiscal year 2024 to fiscal year 2025. Economic conditions led to decreased values that weren't fully offset by new developments.

To support private investment, the Georgetown Main Street Program awarded $50,023.50 in façade and sign grants. In addition, the Downtown Master Plan, adopted in May 2024, has moved from vision to action. Since adoption, City Council has directed staff to begin implementation planning, starting with preliminary engineering for the Austin Avenue corridor, Downtown Square enhancements, and a comprehensive wayfinding program. Looking ahead to 2026, a continued focus will include strategic conversations with Williamson County regarding several county-owned properties downtown, as the County explores long-term relocation outside the Downtown Overlay District.

Overall, 2025 was a banner year for Downtown Georgetown, marked by significant recognition and milestone projects. Downtown Georgetown was named the inaugural recipient of the Best Texas Downtown Award by the Texas Downtown Association at its annual conference in November. The City was also recognized by the Texas Chapter of the American Planning Association with the Best Urban Design Award for the Downtown Master Plan. In November 2025, the City's downtown parking garage opened, adding 315 new parking spaces to support continued growth and accessibility.

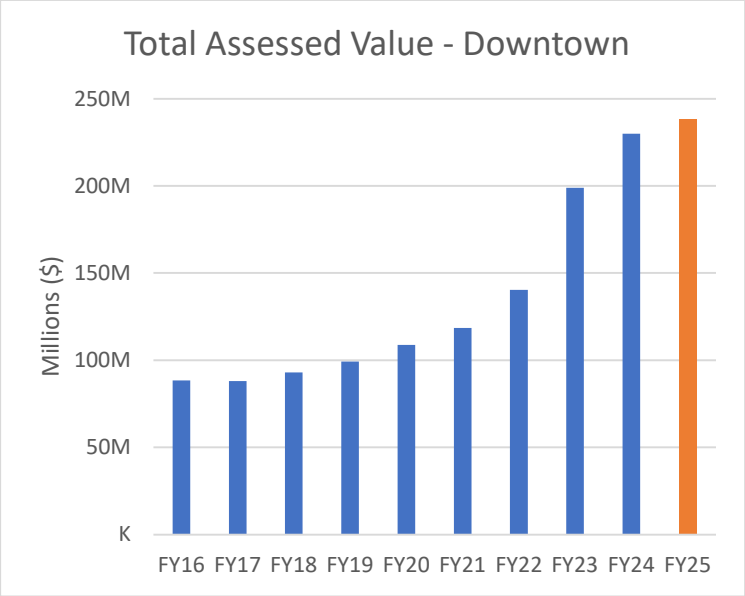

Another major milestone was the completion of the Light & Waterworks District Plaza, a new civic gathering space connecting the Georgetown Public Library, the historic Light & Waterworks building, City Hall, and the Council & Court building as part of the broader City Center project. Shaped by years of planning and public input, the $2.25 million plaza features a performance stage, event lawn, shaded pavilion, food truck area, and public art, and was funded through bond revenues and the Downtown Tax Increment Reinvestment Zone.

INITIATIVES

Mobility Improvements. Georgetown continues to invest more heavily than ever in infrastructure to ensure mobility needs are met for the future. The final projects from the 2015 Voter Approved 10 Year Road Bond Program, DB Wood Road (SH29 to Oak Ridge) and Southwestern Blvd (Raintree to SE Inner Loop), will be open to traffic in early 2026. Previously completed projects from that program include Southwest Bypass, Wolf Ranch Parkway, Rivery Boulevard, and the Northwest Blvd Bridge over IH35.

Georgetown voters approved the 2021 mobility bond in the May 1, 2021 election authorizing $90 million for various street and transportation infrastructure projects. The bond initially estimated a 3-cent tax raise for residents, but due to significant growth in the tax base it did not raise taxes. Instead, the tax rate was lowered from $0.418 in fiscal year 2021 to $0.3647 in fiscal year 2025. All mobility bond projects continue to move forward. Rockride, Austin Avenue Bridge Rehabilitation, and Shell Road are actively under construction. SE Inner Loop, DB Wood (Oak Ridge to Williams), and Williams Drive Corridor improvements are in the final stages of right-of-way/easement acquisition and permitting and are expected to being construction in 2026. The 2021 Road Bond program also included funding for multiple pedestrian/sidewalk and intersection/signal projects that are occurring in numerous locations all around the city.

Maintenance also continues to be a high priority for the city of Georgetown. The city continues to allocate a quarter cent of sales tax revenue towards street maintenance, currently amounting to over $6 million annually. In 2025, approximately 66 miles of roadway was resurfaced and/or sealed under our voter approved street maintenance program, in addition to daily operational efforts.

In 2025, staff and Council also worked on additional mobility improvements including an innovative partnership rideshare voucher program called rideGTX, initiated an update to the city's ADA Transition Plan, and secured well over $10 million in grant funding for other transportation projects throughout the city. In addition, updates to both our transportation development code standards and impact fees occurred this past year.

QUALITY GROWTH

Growth in the residential and commercial sectors of Georgetown is sustainable due to disciplined long-range planning in the utility areas. Growth within the utilities continues to have strong positive impacts to the financial and economic conditions of Georgetown.

Electric Utility. The electric utility ended the 2025 fiscal year with reserves balances that align with the City's Fiscal and Budgetary Policy of about $47 million. The City continues to follow various strategies to maintain financial performance including enhanced portfolio management and the development of a more robust risk management policy. The City's net purchased power expenses for fiscal year 2025 totaled $73 million which was lower than the anticipated budget of $77 million.

To better manage growth, especially AI and related demand, the electric utility has updated the line extension/load interconnection processes, risk management policies, cost of service and fee models, and retail rates. The retail rates for all customers increased by 2% for FY26,and a new rate rider has been implemented to better manage and recover the energy costs from the Very Large Load Customers (greater than 10 MW). The risk management policy and the portfolio management practices have been updated to treat the very large load customers, and the rest of the retail customers as two separate portfolios. The electric utility currently serves multiple new large customers in the datacenter and AI server manufacturing domain.

The City of Georgetown electric utility was awarded diamond-level status in 2025 under the American Public Power Association's Reliable Public Power Provider (RP3) program, for the seventh year in a row. The electric utility's annual customer average interruption duration was 49 minutes, which is 58% less than the national average. Additionally, the utility maintained zero OSHA recordable incidents and earned the APPA Safety Award of Excellence.

Water Utility. Developing new water supplies and constructing new and expanded capital infrastructure to meet growth demands was a high priority area of work in 2025.

The South Lake Water Treatment Plant Phase I (22 MGD) was brought online in June 2025 to meet treatment needs, with Phase II (22 MGD) to come online in fiscal year 2026 for a total of 44 MGD of additional treatment capacity. To meet the projected supply needs, the City is actively negotiating water supply contracts from ground water sources east of the service area. The city has also begun engineering and planning work to construct a 30-mile pipeline to transport water received from the east into its service territory. Along with new supply, the city has begun work on a Bed and Banks permit to allow the city to reclaim its treated effluent for future water supplies.

In addition to working to obtain additional resources, Georgetown completed the coordination of the Integrated Water Resource Plan (IWRP) projects into the Region G Water Plan. The Region G Plan has subsequently been submitted to the state for incorporation into the State Water Plan. By coordinating City-proposed projects into the Region G and State Water Plan, the City becomes eligible for state funding for the listed projects.

To significantly reduce the need to purchase new water supply, the City announced in August of 2025 that it would seek buyers for the portions of its water territory outside the city limits. If successful, this project is estimated to take several years and requires a vote of city residents and Public Utility Commission approval.

The Georgetown Water Utility updated the Impact Fee Study and the 10-year Capital Improvement Plan in 2025 and is in the process of updating the Water and Wastewater Master Plan. These plans show significant investment needed to meet treatment, transmission, and sources of supply needed to meet future growth projections.

Significant investment on wastewater collection and reclamation facilities is needed to meet growth demands and to meet stricter TCEQ regulatory discharge limits. In fiscal year 2025, Georgetown began design efforts on the Three Forks (7-10 MGD) and Northlands (1.5-3 MGD) Water Reclamation Facilities. These facilities are expected to be bid in fiscal year 2026 through Construction Manager at Risk (CMAR) contracts and should be online by 2030.

In 2019, the City of Georgetown completed a Water Conservation Plan, which outlines several objectives such as: reduce overall water consumption, reduce the loss or waste of water, improve efficiency in the use of water, and document recycling and reuse efforts. In fiscal year 2025, the conservation rebate program was increased to up to $5,000 per residential customer, and new rebate programs were added to incentivize conservation. Conservation also worked with local nurseries to identify and label native plants, making it easier for customers to select native, drought tolerant plants.

The western district meter replacement project was also substantially completed in FY2025. This allows the City to see interval usage to be used to identify customer leaks and wrong day watering and allows customers to see their interval usage so that they can actively manage their consumption, check for leaks, and set notification thresholds.

In 2021, the City of Georgetown began a cost-of-service water rate study that has been updated annually. The rates are aimed at achieving Council's goals of equity and conservation while considering the accelerated infrastructure cost impacts. Council has adopted water and sewer rate increases in 2022, 2023, 2024, and 2025. Georgetown water rates have remained competitive within the region. The study anticipates rates need to increase similarly over the next five years as additional infrastructure is constructed and new water sources are developed.

QUALITY OF LIFE

The City Council's vision statement for the City is "Georgetown: A welcoming and safe community, honoring our past and planning for a vibrant future". The Council and staff continue to strive to excel in creating places and conditions that make the community a special place to live with a high quality of life as well as an exceptional place to visit.

Public Safety. The Council continued its investments in quality of life for Georgetown residents through increasing resources towards public safety. The new police firing range was completed in early 2024 and adds the capability of more on demand firearms training. The department continues to hold successful events such as several Junior Police Academies, National Night Out, Blue Santa, and Chase the Chief. In addition, a Crisis Intervention unit was activated in early 2024 to address mental health challenges in Georgetown. The Department continues to work towards its vision of "being the standard in law enforcement". In 2023, the Department achieved its first re-recognition under the Texas Police Chief's Association Accreditation Program and those efforts continued in 2025.

In 2025, the Police Department successfully completed the International Association of Chiefs of Police (IACP) Trust Building Campaign, a nationally recognized initiative focused on strengthening public trust, transparency, and legitimacy in law enforcement. Georgetown is one of only 158 law enforcement agencies worldwide, and just 11 agencies in Texas, to complete this campaign. Participation required the department to formally assess and document its practices across key trust-building areas, including leadership and culture, policy and accountability, community engagement, and officer wellness. Completion signifies that the Georgetown Police Department meets nationally recognized standards and best practices for fostering trust and maintaining strong relationships with the community it serves.

The Georgetown Fire Department maintained its accreditation designation with the Commission on Fire Accreditation International (CFAI) in 2025. Less that 1% of all fire departments are accredited and this designation serves as Georgetown Fire's commitment to excellence. The Department recently concluded an operational audit and finalized the revised 5-year strategic plan and 10-year master plan. These plans play an integral role in our ability to match emergency resources with dynamic community growth and needs.

The Fire Department received a total of 15,828 calls in fiscal year 2025, of which 10,607 were medical calls not including vehicle collisions. The medical call category had the highest year over year change and increased by approximately 6%. Overall, calls have increased significantly from around 10,000 in 2018 and 14,000 in 2023.

The Fire Department continues to integrate single-function paramedic positions into the operational deployment model. This allows the City to better manage the growing demand for pre-hospital services and manage increasingly complex medical needs. Fire crews were able to begin proactive fuel mitigation in urban interface areas to reduce wildfire threats. The Fire Marshal's Office continues to explore alternative code language and practices that balance developer needs with community safety.

Parks and Recreation. The City of Georgetown continues to implement the Parks and Recreation Master Plan adopted in 2022. A master plan for San Gabriel Park Phase IV was completed in May 2025. This master plan includes the redevelopment of the baseball and soccer fields to increase efficiency of the space to add more fields and update amenities. The Blue Hole Park Master Plan was completed in November 2025 as a plan to redevelop that park into a downtown destination while preserving the natural beauty and amenities the park has to offer. This master plan sets up future design in 2026.

Construction on Phase II of Garey Park started in March 2025. With the generous donation of $20 million by Jack Garey, the 525-acre Garey Park will continue to be developed into a destination park.

The City continues to implement the Cost Recovery Policy adopted in 2022 by adjusting fees for services and recognizing where subsidies are being applied, determining if it is at an appropriate level, and expressing how and why services are priced as they are. Another result of the articulated cost recovery philosophy is to help explain the costs of and justify pricing of new Parks and Recreation services.

LONG RANGE PLANNING

2023 Bond Election. After the passage of four propositions in the November 2023 bond election, the City is implementing a $130 million bond package over the next few years. Bond-funded projects include a new 3-story Customer Service Building to house Planning, Inspections, Engineering, Information Technology, the utility and AskGTX call center, among other smaller departments and expanding the City's animal shelter capacity by partnering with the Williamson County Regional Animal Shelter. There is also a project to renovate and expand the City's recreation center, as well as to partner with the YMCA to build and operate a new recreation facility on the west side of town.

OTHER

Financial Information. The City is responsible for establishing and maintaining internal controls designed to ensure that the assets of the City are protected from loss, theft or misuse and that adequate accounting data is compiled to allow for the preparation of financial statements in conformity with generally accepted accounting principles. Internal controls are designed to provide reasonable, but not absolute, assurance that these objectives are met. The concept of reasonable assurance recognizes that: (1) the cost of a control should not exceed the benefits likely to be derived; and (2) the valuation of costs and benefits requires estimates and judgments by management.

The City's Chief Financial Officer, Controller, and other key staff in the Finance Division design and maintain the internal control structure. These controls are under continual review by management, and under annual review by the independent auditors. During the year, the Finance Division performs internal audits on selected procedures and operations throughout the city organization. The selection of priorities and timing of audits are determined by the Chief Financial Officer, along with the City Manager.

Single Audit. As a recipient of federal and state financial assistance, the City is responsible for ensuring that adequate internal controls are in place to ensure compliance with applicable laws and regulations related to those programs. Internal controls are subject to periodic evaluation by management. The tests relating to the receipt of such funds are known as Single Audit testing. These tests are made to determine the adequacy of internal controls, including that portion related to federal financial assistance programs, as well as to determine that the City has complied with applicable laws and regulations. The compliance section is included in the final section of this document.

Budgetary Controls. The City maintains budgetary controls to ensure compliance with legal provisions embodied in the annual appropriated budget approved by the City Council. Activities of all funds are included in the annual appropriated budget. The level of budgetary control (that is, the level at which expenditures cannot legally exceed the appropriated amount) is established by division and department within an individual fund. The City also maintains an encumbrance accounting system as one technique of accomplishing budgetary control. Encumbered amounts are reserved at year-end and carried forward into the following year.

As demonstrated by the statements and schedules included in the financial section of this report, the City continues to meet its responsibility for sound financial management.

OTHER INFORMATION

Independent Audit. The City Charter requires an annual audit by independent certified public accountants. The accounting firm of Weaver and Tidwell, LLP was selected by the City Council. The goal of the independent audit is to provide reasonable assurance that the financial statements of the City for the fiscal year ended September 30, 2025, are free of material misstatement. The independent auditor concluded, based upon the audit, that there was a reasonable basis for rendering an unqualified opinion and that the City's financial statements for the fiscal year ended September 30, 2025, are fairly presented in conformity with GAAP. The independent auditor's report on the basic financial statements and schedules are included in the financial section of this report.

Awards. The Government Finance Officers Association of the United States and Canada (GFOA) awarded a Certificate of Achievement for Excellence in Financial Reporting to Georgetown for its Annual Comprehensive Financial Report for the fiscal year that ended September 30, 2024. The Certificate of Achievement is the highest form of recognition for excellence in state and local government financial reporting. To be awarded a Certificate of Achievement, a government unit must publish an easily readable and efficiently organized Annual Comprehensive Financial Report, whose contents conform to program standards. Such Annual Comprehensive Financial Reports must satisfy both generally accepted accounting principles and applicable legal requirements. A Certificate of Achievement is valid for a period of one year. The City has received a Certificate of Achievement for thirty-seven (38) consecutive years. We believe our current report continues to conform to the Certificate of Achievement program requirements, and we are submitting it to the GFOA.

We are also proud to report that the GFOA has presented the Distinguished Budget Presentation Award to the City of Georgetown for each of the past thirty-four (35) years including FY2025.

Acknowledgments. The presentation of this report on a timely basis could not be accomplished without the efficient and dedicated services of the entire staff of the Finance Division. We would like to express our appreciation to all members of the division who assisted and contributed to its presentation. Special acknowledgment goes to the accounting and budget staff, for their dedication in preparing this report.

We would also like to thank the Mayor and City Council. The preparation of this report would not be possible without their leadership and support.

David S. Morgan
City Manager

Laurie Brewer, CGFO
Assistant City Manager

Leigh Wallace, CGFO
Chief Financial Officer

Sarah Moody
Assistant Chief Financial Officer

Government Finance Officers Association

Certificate of Achievement for Excellence in Financial Reporting

Presented to

City of Georgetown
Texas

For its Annual Comprehensive
Financial Report
For the Fiscal Year Ended

September 30, 2024

Christopher P. Morrill

Executive Director/CEO

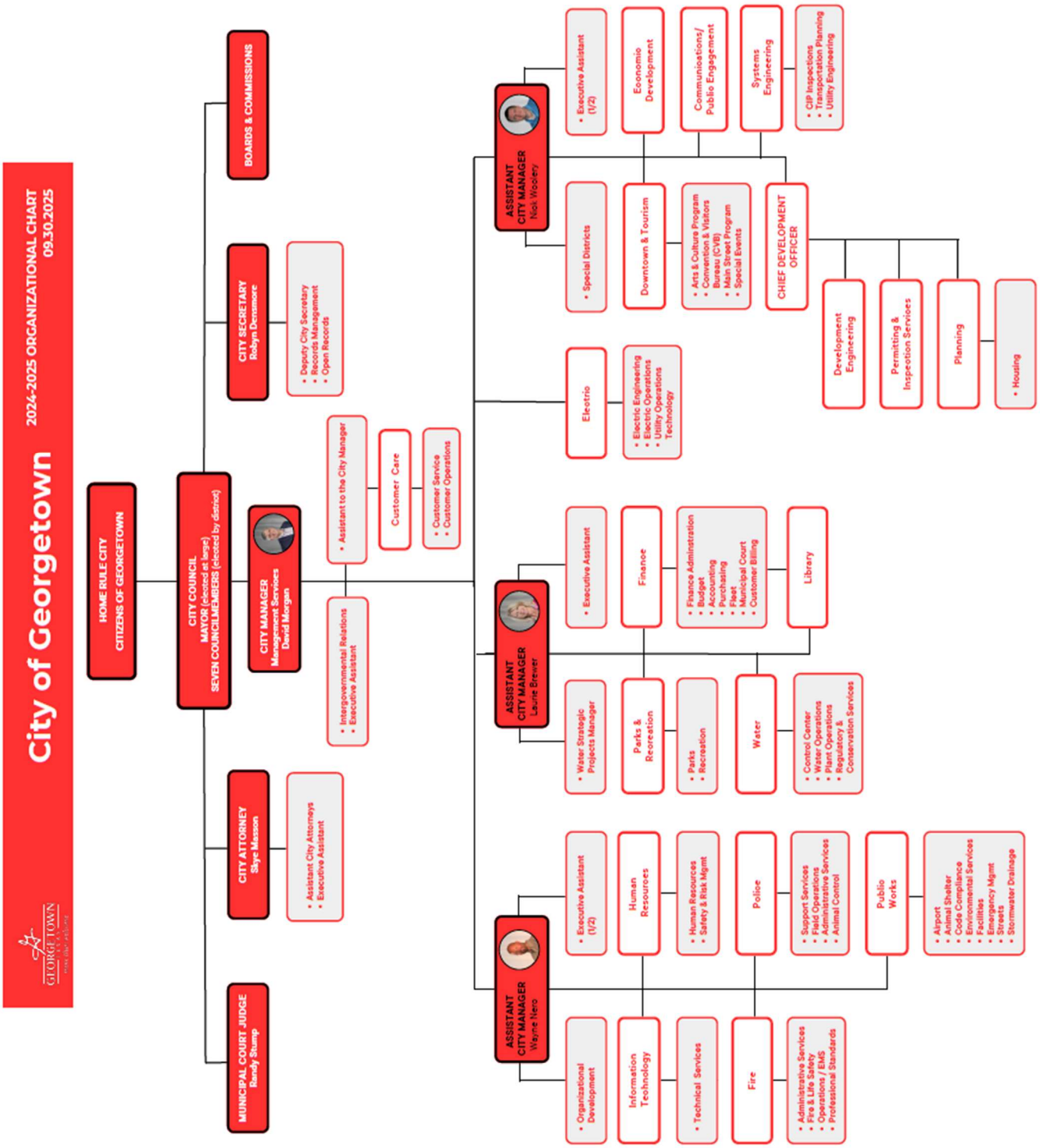
City of Georgetown
2024-2025 ORGANIZATIONAL CHART
09.30.2025
GEORGETOWN
HOME RULE CITY
CITIZENS OF GEORGETOWN
CITY COUNCIL
MAYOR (elected at large)
SEVEN COUNCILMEMBERS (elected by district)
BOARDS & COMMISSIONS
CITY SECRETARY
Robyn Densmore
• Deputy City Secretary
• Records Management
• Open Records
CITY MANAGER
Management Services
David Morgan
• Assistant to the City Manager
• Intergovernmental Relations
• Executive Assistant
Customer Care
• Customer Service
• Customer Operations
CITY ATTORNEY
Skye Masson
• Assistant City Attorneys
• Executive Assistant
MUNICIPAL COURT JUDGE
Randy Stump
ASSISTANT CITY MANAGER
Nick Woolery
• Executive Assistant (1/2)
Economic Development
Communications/ Public Engagement
Systems Engineering
• CIP Inspections
• Transportation Planning
• Utility Engineering
• Special Districts
Downtown & Tourism
• Arts & Culture Program
• Convention & Visitors Bureau (CVB)
• Main Street Program
• Special Events
CHIEF DEVELOPMENT OFFICER
Development Engineering
Permitting & Inspection Services
Planning
• Housing
Electric
• Electric Engineering
• Electric Operations
• Utility Operations Technology
ASSISTANT CITY MANAGER
Laurie Brewer
• Executive Assistant
Finance
• Finance Administration
• Budget
• Accounting
• Purchasing
• Fleet
• Municipal Court
• Customer Billing
Library
• Water Strategic Projects Manager
Parks & Recreation
• Parks
• Recreation
Water
• Control Center
• Water Operations
• Plant Operations
• Regulatory & Conservation Services
ASSISTANT CITY MANAGER
Wayne Nero
• Executive Assistant (1/2)
Human Resources
• Human Resources
• Safety & Risk Mgmt
Police
• Support Services
• Field Operations
• Administrative Services
• Animal Control
Public Works
• Airport
• Animal Shelter
• Code Compliance
• Environmental Services
• Facilities
• Emergency Mgmt
• Streets
• Stormwater Drainage
• Organizational Development
Information Technology
• Technical Services
Fire
• Administrative Services
• Fire & Life Safety
• Operations / EMS
• Professional Standards

City Of Georgetown, Texas

Elected Officials and Administrative Officers
September 30, 2025

Elected Officials

Mayor	Josh Schroeder
City Council Member, District 1	Amanda Parr
City Council Member, District 2,	Shawn Hood
City Council Member, District 3	Ben Butler
City Council Member, District 4	Ron Garland
City Council Member, District 5, Mayor Pro Tem	Kevin Pitts
City Council Member, District 6	Joseph "Jake" French
City Council Member, District 7	Ben Stewart

Appointed Officials

City Manager	David Morgan
City Attorney	Skye Masson
City Secretary	Robyn Densmore
Municipal Court Judge	Randy Stump

Other City Officials

Assistant City Manager	Laurie Brewer
Assistant City Manager	Nick Woolery
Assistant City Manager	Wayne Nero
Chief Financial Officer	Leigh Wallace
Fire Chief	John Sullivan
Police Chief	Cory Tchida

Financial Section

THIS PAGE INTENTIONALLY LEFT BLANK.

GEORGETOWN
TEXAS
more than welcome

1601 South MoPac Expressway, Suite D250
Austin, Texas 78746
512-609-1900

Independent Auditor's Report

To the Honorable Mayor and
Members of the City Council
City of Georgetown, Texas

Report on the Financial Statements

Opinions

We have audited the financial statements of the governmental activities, the business-type activities, the discretely presented component unit, each major fund, and the aggregate remaining fund information of The City of Georgetown, Texas (the City), as of and for the year ended September 30, 2025, and the related notes to the financial statements, which collectively comprise the City's basic financial statements as listed in the table of contents.

In our opinion, the accompanying financial statements present fairly, in all material respects, the respective financial position of the governmental activities, the business-type activities, the discretely presented component unit, each major fund, and the aggregate remaining fund information of the City, as of September 30, 2025, and the respective changes in financial position and, where applicable, cash flows thereof, and the respective budgetary comparison for the general fund for the year then ended in accordance with accounting principles generally accepted in the United States of America.

Basis for Opinions

We conducted our audit in accordance with auditing standards generally accepted in the United States of America (GAAS) and the standards applicable to financial audits contained in Government Auditing Standards, issued by the Comptroller General of the United States. Our responsibilities under those standards are further described in the Auditor's Responsibilities for the Audit of the Financial Statements section of our report. We are required to be independent of the City and to meet our other ethical responsibilities, in accordance with the relevant ethical requirements relating to our audit. We believe that the audit evidence we have obtained is sufficient and appropriate to provide a basis for our audit opinions.

Responsibilities of Management for the Financial Statements

The City's management is responsible for the preparation and fair presentation of the financial statements in accordance with accounting principles generally accepted in the United States of America, and for the design, implementation, and maintenance of internal control relevant to the preparation and fair presentation of financial statements that are free from material misstatement, whether due to fraud or error.

In preparing the financial statements, management is required to evaluate whether there are conditions or events, considered in the aggregate, that raise substantial doubt about the City's ability to continue as a going concern for twelve months beyond the financial statement date, including any currently known information that may raise substantial doubt shortly thereafter.

Auditor's Responsibilities for the Audit of the Financial Statements

Our objectives are to obtain reasonable assurance about whether the financial statements as a whole are free from material misstatement, whether due to fraud or error, and to issue an auditor's report that includes our opinions. Reasonable assurance is a high level of assurance but is not absolute assurance and therefore is not a guarantee that an audit conducted in accordance with GAAS and *Government Auditing Standards* will always detect a material misstatement when it exists. The risk of not detecting a material misstatement resulting from fraud is higher than for one resulting from error, as fraud may involve collusion, forgery, intentional omissions, misrepresentations, or the override of internal control. Misstatements are considered material if there is a substantial likelihood that, individually or in the aggregate, they would influence the judgment made by a reasonable user based on the financial statements.

In performing an audit in accordance with GAAS and *Government Auditing Standards*, we:

- Exercise professional judgment and maintain professional skepticism throughout the audit.
- Identify and assess the risks of material misstatement of the financial statements, whether due to fraud or error, and design and perform audit procedures responsive to those risks. Such procedures include examining, on a test basis, evidence regarding the amounts and disclosures in the financial statements.
- Obtain an understanding of internal control relevant to the audit in order to design audit procedures that are appropriate in the circumstances, but not for the purpose of expressing an opinion on the effectiveness of the City's internal control. Accordingly, no such opinion is expressed.
- Evaluate the appropriateness of accounting policies used and the reasonableness of significant accounting estimates made by management, as well as evaluate the overall presentation of the financial statements.
- Conclude whether, in our judgment, there are conditions or events, considered in the aggregate, that raise substantial doubt about the City's ability to continue as a going concern for a reasonable period of time.

We are required to communicate with those charged with governance regarding, among other matters, the planned scope and timing of the audit, significant audit findings, and certain internal control–related matters that we identified during the audit.

Required Supplementary Information

Accounting principles generally accepted in the United States of America require that the Management's Discussion and Analysis, Texas Municipal Retirement System schedules and ratios, and Other Post-employment Benefits schedules and ratios as listed in table contents, be presented to supplement the basic financial statements. Such information is the responsibility of management and, although not a part of the basic financial statements, is required by the Governmental Accounting Standards Board who considers it to be an essential part of financial reporting for placing the basic financial statements in an appropriate operational, economic, or historical context.

We have applied certain limited procedures to the required supplementary information in accordance with auditing standards generally accepted in the United States of America, which consisted of inquiries of management about the methods of preparing the information and comparing the information for consistency with management's responses to our inquiries, the basic financial statements, and other knowledge we obtained during our audit of the basic financial statements. We do not express an opinion or provide any assurance on the information because the limited procedures do not provide us with sufficient evidence to express an opinion or provide any assurance.

Supplementary Information

Our audit was conducted for the purpose of forming opinions on the financial statements that collectively comprise the City's basic financial statements. The combining and individual major and nonmajor fund financial statements and schedules, as listed in the table of contents, and Schedule of Expenditures of Federal Awards as required by Title 2 U.S. Code of Federal Regulations (CFR) Part 200, *Uniform Administrative Requirements, Cost Principles, and Audit Requirements of Federal Awards* (Uniform Guidance), are presented for purposes of additional analysis and are not a required part of the basic financial statements

The Combining and Individual Major and Nonmajor Fund Financial Statements and Schedule of Expenditures of Federal Awards are the responsibility of management and were derived from and relates directly to the underlying accounting and other records used to prepare the basic financial statements. Such information has been subjected to the auditing procedures applied in the audit of the basic financial statements and certain additional procedures, including comparing and reconciling such information directly to the underlying accounting and other records used to prepare the basic financial statements or to the basic financial statements themselves, and other additional procedures in accordance with auditing standards generally accepted in the United States of America. In our opinion, the Combining and Individual Major and Nonmajor Fund Financial Statements and Schedule of Expenditures of Federal Awards are fairly stated, in all material respects, in relation to the basic financial statements as a whole.

Other Information in the Annual Comprehensive Financial Report

Management is responsible for the other information included in the Annual Comprehensive Financial Report (ACFR). The other information comprises the Introductory Section and Statistical Section, as listed in the table of contents, but does not include the financial statements and our auditor's report thereon. Our opinions on the financial statements do not cover the other information, and we do not express an opinion or any form of assurance thereon. In connection with our audit of the financial statements, our responsibility is to read the other information and consider whether a material inconsistency exists between the other information and the financial statements, or the other information otherwise appears to be materially misstated. If, based on the work performed, we conclude that an uncorrected material misstatement of the other information exists; we are required to describe it in our report.

The Honorable Mayor and
Members of the City Council
City of Georgetown, Texas

Other Reporting Required by *Government Auditing Standards*

In accordance with *Government Auditing Standards*, we have also issued our report dated February 27, 2026 on our consideration of the City's internal control over financial reporting and on our tests of its compliance with certain provisions of laws, regulations, contracts, and grant agreements and other matters. The purpose of that report is to describe the scope of our testing of internal control over financial reporting and compliance and the results of that testing, and not to provide an opinion on internal control over financial reporting or on compliance. That report is an integral part of an audit performed in accordance with *Government Auditing Standards* in considering the City's internal control over financial reporting and compliance.

Weaver and Tidwell, L.L.P.

WEAVER AND TIDWELL, L.L.P.

Austin, Texas
February 27, 2026

CITY OF GEORGETOWN, TEXAS
MANAGEMENT'S DISCUSSION AND ANALYSIS
OF FINANCIAL CONDITION AND RESULTS OF OPERATIONS

The following discussion and analysis of the City of Georgetown financial performance provides an overview of the City's financial activities for the fiscal year ended September 30, 2025. Please read it in conjunction with the transmittal letter at the front of this report and the City's financial statements, which follow this section.

FINANCIAL HIGHLIGHTS

General Fund

- At the end of the current fiscal year, the fund balance of the General Fund was $37,074,032 or 2.8% lower than FY 2024 fund balance. The fund had $20.8 million of committed fund balance, $23 thousand of non-spendable fund balance and $16.1 million of unassigned fund balance. Revenues were $2.1 million more than the original budget estimates.

- General Fund revenues increased $900 thousand, an increase of 1% from FY 2024. This increase is mainly due to due to continued strength in investment income, a 4.5% increase in sales taxes, and an increase in Franchise tax.

- General Fund expenditures increased by $7.9 million, an increase of 7.7% over FY 2024. This increase was due to increased public safety costs including market increases. The General Fund also saw increases in new positions, the city-wide salary increases for non-civil service merit and market adjustments, increases in allocation of administrative costs, and increased economic development costs. Additionally, the General Fund transferred $2.4 million of one time funds for the pedestrian bridge project.

Governmental Activities

- On a government-wide basis for governmental activities, the City had expenses net of program revenue of $99.8 million. General revenues and transfers totaled $158.8 million, resulting in an increase in net position of $58.9 million.

- As of September 30, 2025, the City's governmental activities reported combined ending net position balances of $642.7 million. The largest element of this balance is the value of the City's net investment in capital assets which totaled $515.1 million. Capital assets include the value of streets, parks and facilities, vehicles and equipment.

- During fiscal year ended September 30, 2025, the City issued approximately $38,235,000 in General Obligation, and $66,405,000 Certificates of Obligation bonds. Some of the major programs funded in these issues include just over $90 million for roads and mobility, $8 million for Parks, trails, and an Animal Shelter Regional partnership. Finally, just over $6 million was programmed for Public Safety vehicles and equipment. The City's general obligation debt is rated AAA by Standard & Poor's as of September 30, 2025.

Business-Type Activities

- The net position of the City's business-type activities had a current year increase of $194 million. The growth for the Water Utility is due to an increased number of meters and customer base of the utility systems. The Water, Sewer, and Solid Waste Utility also had rate increases on 10/01. All business type funds had continued increases due to the rapid growth and continued strength in developer contributions. The City received $101.2 million of infrastructure assets contributed by developers for commercial projects and residential subdivisions.

- The City issued $315,000 in Certificates of Obligation debt for the Airport. The City also issued $101.36 million in Utility Revenue Bonds which included $18.4 million for the Electric Utility, $33.7 million for the Water Utility and $54.4 million for the Wastewater utility. The City's Standard & Poor's rating is AA- on the utility system revenue debt as of Sept. 30, 2025.

- To address the long-term demands of population growth in our water service area, on August 9, 2023, the City entered into a reservation agreement with EPCOR to secure additional raw-water supply. The City allowed this reservation agreement to expire in August of FY2025 because new, opportunities became available. The City is actively negotiating a water supply contract and hopes to reach final agreement this fiscal year. The infrastructure used to transport the groundwater from would also transport water from the Brazos River Authority, along with water stored in the City's future aquifer storage and recovery site and wells drilled into the Hosston and Trinity Aquifers on the same site.
- The City also announced in 2025 that it proposes to sell a portion of its water service territory outside of city limits. This would significantly reduce the amount of new water supply needed in the future.

Entity-Wide

The City's total net position on a government-wide basis was $1.915 billion at September 30, 2025, an increase of 15.2% over September 30, 2024. Most of this balance is invested in capital assets or restricted for specific purposes.

USING THE FINANCIAL SECTION OF THIS ANNUAL COMPREHENSIVE FINANCIAL REPORT

This Annual Comprehensive Financial Report consists of three sections: introductory, financial and statistical. As illustrated in the following chart, the financial section of this report has three components: management's discussion and analysis (this section), the basic financial statements, and required supplementary information.

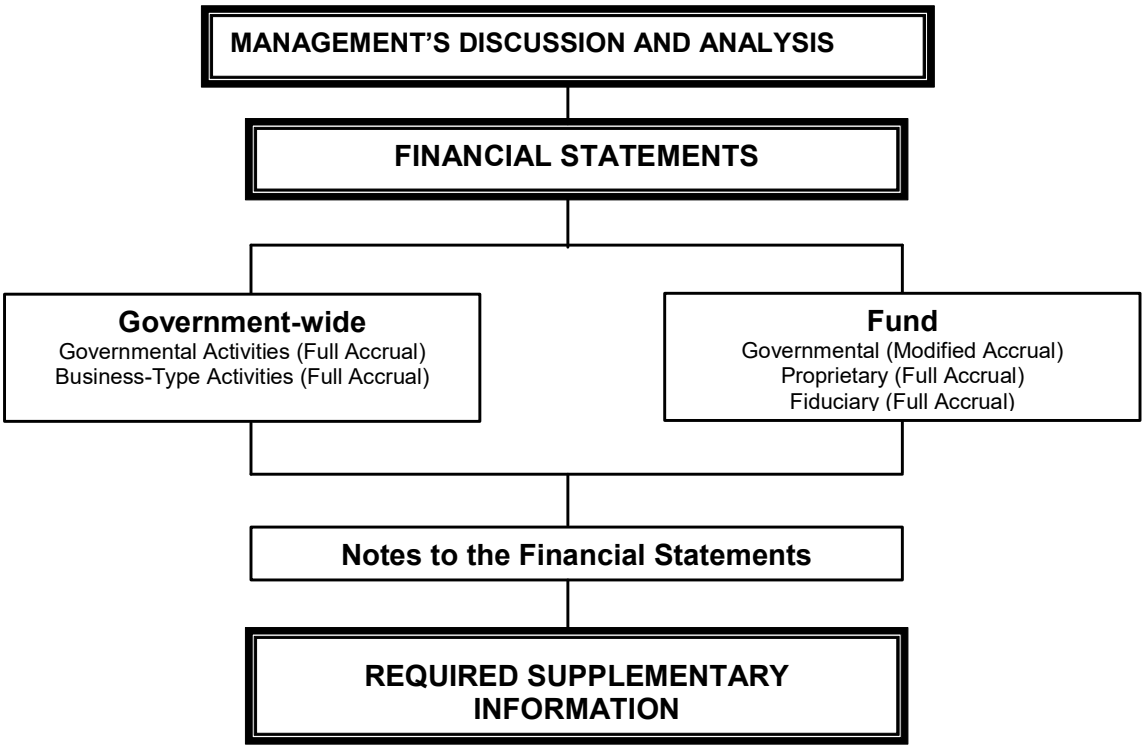

Components of the Financial Section

BASIC FINANCIAL STATEMENTS

GOVERNMENT-WIDE FINANCIAL STATEMENTS

The government-wide financial statements report information about the City as a whole, using accounting methods similar to those used by private-sector companies. The statement of net position includes all of the government's assets and liabilities. The statement of activities accounts for all current year revenues and expenses. Both are reported using full accrual basis of accounting, meaning recognizing events during the accounting period, regardless of when cash is received or paid.

The two government-wide statements report the City's net position and how it has changed. Net position, which is the difference between the City's assets and deferred outflows and liabilities and deferred inflows, are one way to measure the financial health of the City. Over time, increases or decreases in the City's net position is an indicator of whether its financial health is improving or deteriorating. To assess the overall health of the City, one needs to consider other non-financial factors such as changes in the City's property tax base and condition of the City's infrastructure.

The government-wide financial statements of the City are divided into two categories:

Governmental Activities – Most of the City's basic services are included here, such as police, fire and other public safety services, parks and recreation, public library, street maintenance, and general administration. Property and sales taxes, return on investment from the City's utility services, and charges for services finance most of these activities.

Business-type Activities – The City's Water Services Fund, which includes water, wastewater and irrigation services, as well as its Electric utility, are reported here. Stormwater Drainage, Solid Waste Services and the City's Airport are also reported in these activities. Rates and fees charged to customers fund the costs of providing these services

FUND FINANCIAL STATEMENTS

The fund financial statements provide more detailed information about the City's most significant funds and will be more familiar to traditional users of government financial statements. The focus is now on major funds rather than fund types.

The City has three types of funds:

Governmental Funds – General Fund, Special Revenue Funds, Capital Projects Funds and the Debt Service Fund are governmental funds, which focus on:

(1) How cash and other financial assets can readily be converted to cash flow (in and out), and
(2) Year-end balances readily available for spending.

Consequently, the governmental funds statements provide a short-term view that helps determine whether there are greater or fewer financial resources that can be spent in the near future to finance the City's programs. Because this information does not encompass the additional long-term focus of the government-wide statements, additional information is provided with the governmental fund financial statements that explain the reconciliation between the fund statements and the government-wide statements.

Proprietary Funds – Services for which the City collects fees and rates intended to fully recover the cost of providing the service are reported in proprietary funds. Two types of proprietary funds are allowed in governmental accounting: enterprise funds and internal service funds. These funds, similar to government-wide statements, provide both long-term and short-term financial information. The City's enterprise funds are substantially the same as its business-type activities, but the fund financial statements provide more detail and additional information, such as cash flows. The City uses enterprise funds to account for its airport, electric, water services, solid waste, and stormwater drainage activities. The City uses internal service funds to report activities that provide supplies and services for the City's other programs, activities and funds. The City's internal service funds are used in providing facility maintenance, fleet services, joint services (providing administrative functions to the other funds), as well as information technology services and self-funded health insurance.

Fiduciary Funds – The City is the trustee, or fiduciary, for certain amounts held on behalf of others, and for certain pass-through arrangements. The City is responsible for ensuring that the assets reported in these funds are used for their intended purposes. The City's fiduciary activities are reported in a separate statement of fiduciary net position. Assets for assessment collections for the City's public improvement districts are held in fiduciary funds. These fiduciary activities are excluded from the City's government-wide financial statements because the City cannot use these assets to finance its operations.

FINANCIAL ANALYSIS OF THE CITY AS A WHOLE

Statement of Net Position:

The following table reflects the condensed Statement of Net Position (in thousands):

	Governmental Activities		Business-Type Activities		Total Primary Government	
	2025	2024	2025	2024	2025	2024
Current and other assets	$ 511,422	$ 426,274	$ 688,938	$ 680,519	$ 1,200,360	$ 1,106,793
Capital assets	698,497	640,816	1,365,046	1,087,441	2,063,543	1,728,257
Total assets	1,209,919	1,067,090	2,053,984	1,767,960	3,263,903	2,835,050
Deferred outflows	16,184	17,488	4,768	4,518	20,952	22,006
Long-term liabilities	528,669	455,108	717,811	629,718	1,246,480	1,084,826
Other liabilities	50,247	43,184	61,206	61,956	111,453	105,140
Total liabilities	578,916	498,292	779,017	691,674	1,357,933	1,189,966
Deferred inflows	4,435	2,486	7,310	2,775	11,745	5,261
Net investment in capital assets	515,173	465,612	938,155	830,107	1,453,328	1,295,719
Restricted	45,805	23,085	103,464	69,205	149,269	92,290
Unrestricted	81,774	95,103	230,806	178,717	312,580	273,820
Total net position	$ 642,752	$ 583,800	$ 1,272,425	$ 1,078,029	$ 1,915,177	$ 1,661,829

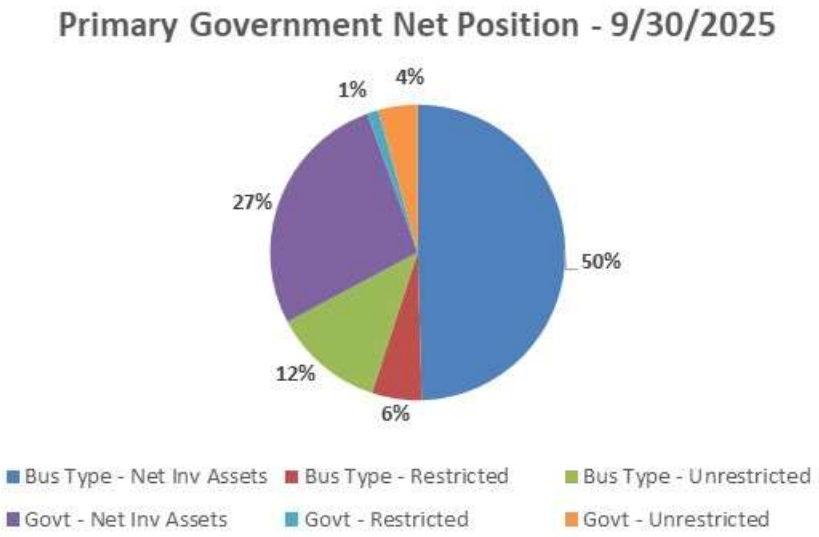

Statement of Activities:

The following table reflects the condensed Statement of Activities (in thousands):

	Governmental Activities		Business-Type Activities		Total Primary Government	
	2025	2024	2025	2024	2025	2024
Revenues						
Program revenues						
Charges for services	$ 25,539	$ 27,907	$ 326,123	$ 260,894	$ 351,662	$ 288,801
Operating grants and contributions	25,985	15,226	531	1,144	26,516	16,370
Capital grants and contributions	25,179	18,787	101,195	85,268	126,374	104,055
General revenues						
Property taxes	62,607	59,231	-	-	62,607	59,231
Sales taxes	52,787	50,489	-	-	52,787	50,489
Other taxes	2,885	2,670	-	-	2,885	2,670
Franchise taxes	9,765	8,480	299	-	10,064	8,480
Interest	20,595	19,881	27,501	29,491	48,096	49,372
Other	5,934	11,769	-	-	5,934	11,769
Total revenues	231,276	214,440	455,649	376,797	686,925	591,237
Expenses						
Culture/recreation	27,020	19,763	-	-	27,020	19,763
Development	15,124	6,891	-	-	15,124	6,891
Fire	36,548	34,440	-	-	36,548	34,440
General government	20,956	53,592	-	-	20,956	53,592
Interest on long-term debt	19,630	14,495	-	-	19,630	14,495
Police	30,522	27,367	-	-	30,522	27,367
Streets	26,639	8,826	-	-	26,639	8,826
Environmental services	163	165	-	-	163	165
Electric	-	-	111,463	109,260	111,463	109,260
Water services	-	-	113,864	92,047	113,864	92,047
Airport	-	-	6,357	6,347	6,357	6,347
Stormwater	-	-	8,695	7,680	8,695	7,680
Solid Waste	-	-	16,596	15,718	16,596	15,718
Total expenses	176,602	165,539	256,975	231,052	433,577	396,591
Change in net position before transfers	54,674	48,901	198,674	145,745	253,348	194,646
Transfers	4,278	(1,241)	(4,278)	1,241	-	-
Change in net position	58,952	47,660	194,396	146,986	253,348	194,646
Net position - beginning	583,800	527,767	1,078,029	940,866	1,661,829	1,468,633
Change in accounting principle	-	(778)	-	(672)	-	(1,450)
Adjustment - changes in reporting entity	-	9,151	-	(9,151)	-	-
Net position - beginning, as restated	583,800	536,140	1,078,029	931,043	1,661,829	1,467,183
Net position - ending	$ 642,752	$ 583,800	$1,272,425	$1,078,029	$ 1,915,177	$1,661,829

The City's combined net position increased by $253.3 million to $1.915 billion from $1.662 billion in FY 2024.

- Net position of Governmental Activities was $642.8 million. Most of these assets are invested in capital assets or restricted for particular purposes, such as $9 million for Street Maintenance projects or other capital projects, $3.8 million for Tax Incremental reinvestment Zones (TIRZ), and $2.3 million for debt service.
- The City's unrestricted net position for governmental activities, which can be used to finance day to day operations, totaled $81.8 million.
- Net investment in capital assets for governmental activities increased $49.6 million, primarily due to developer contributions and additions to capital assets.
- Current year net position for business-type activities increased by $194 million, due to the growth in the customer base, increased water and wastewater rates, developer contributed capital, and capital assets.

- During 2025, the City invested $ 215 million towards improving and expansion of utility infrastructure, compared to $182 million in 2024. The recently completed water and wastewater master plan includes projects for new and expanded water treatment plants, rehabilitation for two 30+ year old wastewater treatment plants, transmission lines, and backup power for extreme weather conditions.

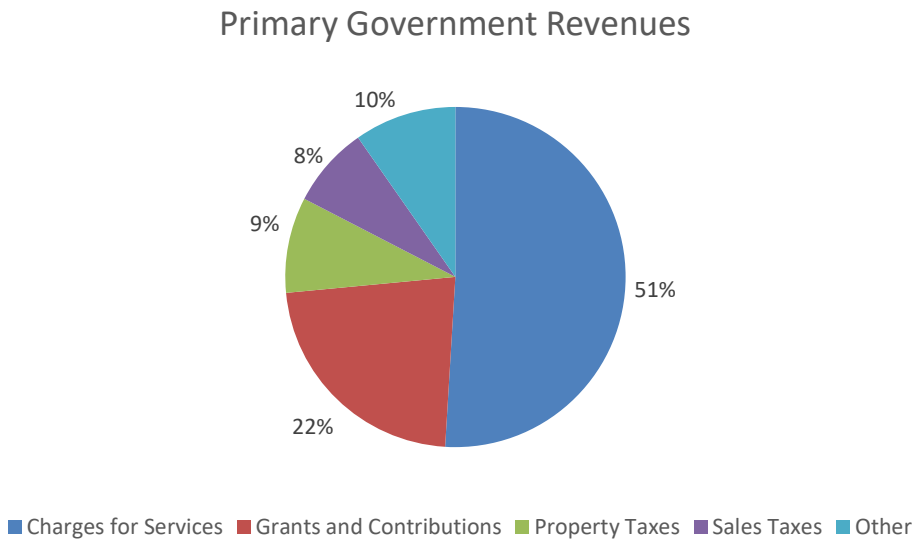

REVENUES

Program revenues are derived from the program itself and reduce the cost of the function to the City. Total program revenues for both governmental and business-type activities are described below.

- **Governmental activities program revenue** for the fiscal year ended September 30, 2025 was $76.7 million. The *Charges for Services* category represents receipts primarily from development and building inspection fees, parks fees, fire billing for services and court fines. *Charges for Services de*creased $2.4 million. Other governmental program revenues included *operating and capital grants and contributions* for parks, fire and police programs, and streets. Capital grants and contributions totaled $25.2 million compared to $18.8 million last fiscal year due to donations from Garey Estate for progress on improvements to Garey Park and Interlocal Agreement with Williamson County for SE Inner Loop.

- **Business-type activities program revenue** totaled $427.8 million, 23.1% increase over prior year. Capital grants and contributions increased $15.9 million over the prior year due to increased developer contributions. *Charges for Services*, which represent receipts from utility customers for electric, water, and wastewater, and solid waste services increased $62.2 million. The Water Utility saw a rate increase in FY2025, effective October 1, 2024. One rate increase for water of 11.75%, and a wastewater rate increase of 11.25%.These rate increases were adopted by Council in order to support operations, infrastructure needs, and fees for new supply. The estimated impact on the average water (6,000 gallons per month) and wastewater customer is approximately $11.80 per month. Electric charges for services increased due to increased customer growth and some new large load customers who came online in FY2025. Additionally in FY2025, there was a rate increase for solid waste customers of 4.5% for residential, and 9.5% increase for commercial customers. Other program revenues include airport fuel sales, hangar rentals and stormwater drainage fees.

- **General revenues** are revenues from taxes levied on behalf of the general government and other revenues used for general government activities not specific to a program or service. These revenues and notable changes are described below.
- *Property taxes* totaled $62.6 million. Included in these taxes are real and personal property levies which are assessed October 1, and payable before the following January 31.

- Certified assessed valuations in FY 2025 increased 12.5% over FY2024. The total growth in assessed valuations is $2 billion, with over $1.12 billion attributed to new value.
- The ad valorem tax rate for fiscal year 2025 was $0.3647 per $100 of assessed valuation. This is a decrease from the prior year's rate of $0.374. The adopted tax rate is .000086 below the voter approval rate.

- *Sales taxes*, the City's second largest source of general revenue, totaled $56.3 million for fiscal year 2025, which was an increase of 4.6% compared to the prior year. This increase is primarily driven by a full-year impact of Costco, the addition of a second HEB at Wolf Lakes, and Lowes coming online in summer of FY2025. Sales tax revenues represented 34% of the general government revenue total in 2025, excluding the payment in lieu of taxes from the utility funds.

- Hotel/motel taxes totaled $2.181 million compared to $ 1.942 million in FY 2024 and are included in *other* taxes. This increase is the result of the new hotels in the City and increased tourism City events such as Two Step Inn and Red Poppy Festival.

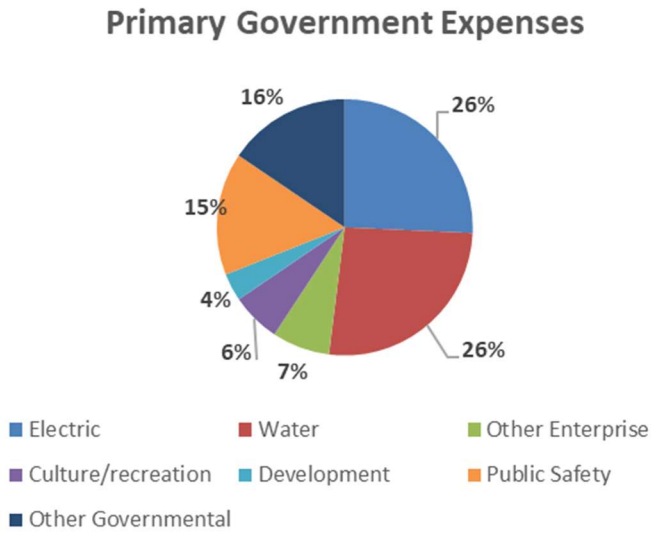

<u>Expenses for governmental activities</u> totaled $176.6 million, versus $165.5 million in FY 2024. Total governmental expenses increased by $11.1 million compared to the prior year. Annual salary increases implemented during the fiscal year included significant increases for public safety based on new meet and confer agreements and annual merit and market increases for non-public safety employees effective January 2025. Other explanations for the changes are noted below.

- Inflation for various supplies, vehicles, and other commodities
- Increased capital project spending for parks, roads, and public safety
- Expenses for the new Ask GTX (311-like) call center – full year impact
- Increased debt service payments

<u>Expenses for business-type activities</u> totaled $256.9 million, a 11.2% increase over the prior year, which provided electric, water, and wastewater services for customers, as well as airport, solid waste services and stormwater drainage programs. Salary increases implemented during the fiscal year included annual merit and market increases for employees effective January 2025. Notable explanations for the changes are explained below.

- Electric increased 14.5%. The increase in expenses for electric is the result of growth in development and the addition of new large load customers
- Water services increased 24.7% mainly due to growth in development and increased debt related expense
- The increased costs in the Solid Waste fund is mainly due to capital expenses for the new transfer station.

FINANCIAL ANALYSIS OF THE CITY'S FUNDS

Governmental Funds: The City's fund balance is the accumulated difference between assets and liabilities within **governmental funds**, and it allows the City to meet its contractual obligations, fund disaster or emergency costs, provide cash flow for timing purposes and fund non-recurring expenses appropriated by City Council.

For the fiscal year ended September 30, 2025, the City's governmental funds reflect a combined fund balance of $412.7 million.

The General Fund had a fund balance of $37.1 million for FY 2025, an decrease of approximately $0.9 million from FY 2024. According to the Fiscal and Budgetary Policy of the City, the use of excess fund balance is limited to non-recurring one time only expenses. Excess funds are transferred to the Council Special Revenue fund for future designation.

Along with the increases in property taxes and some sales taxes increases already mentioned above, the General Fund and other funds received the benefit of continued favorable interest rates for investment income in FY2025. Increased staffing due to rapid growth in the General Fund also contributed to some increased costs.

Debt Service fund balance increased from $4 million to $5.2 million in FY25 due to investment income of $1.1 million.

General Capital Project Fund had a fund balance of $219.4 million for FY2025 compared to $191.5 million for FY2024 mainly as a result of the additional $84 million in bond proceeds received for facility, parks, and road projects.

Non-major governmental funds include an increase in fund balance mainly due to increases in tree mitigation fees for development growth along with increased investment income.

Georgetown Transportation Enhancement Corporation (GTEC), the City's blended component unit had a 5.5% increase in fund balance due to bond proceeds of $44.6 million increased investment income and sales taxes. GTEC contributed $6.1 million in transportation improvements to facilitate economic development in 2025.

Business-type Activities: The City's **proprietary fund** statements provide the same type of information found in government-wide financial statements, but in more detail.

Total unrestricted net position as of September 30, 2025 totaled $230.8 million, which included $97.7 million for Electric, $123.3 million for Water and $9.8 million for all other Non-Major funds. The Water fund also has restricted net position of $103.5 million for funding of future plant expansions. The change in net position for FY 2025 was $194 million resulting primarily from increased investment income, continued growth in the City's utility systems, and development funded capital improvements. Development growth has greatly impacted the Utilities. Georgetown's population increased 11.6% year over year and the overall number of meters being read increased 9% in FY2025.

GENERAL FUND BUDGETARY HIGHLIGHTS

The original and final budget of the General Fund changed due to budget amendments for increased revenues related to Winter Storm Mara, along with increased costs associated with additional public safety and Ask GTX call center staffing and equipment, and economic development agreements. The variance between the actual ending fund balance at September 30, 2024 of $38.4 million and the final budgetary fund balance of $30.6 million is attributed to increased investment income, increased sales taxes, and increased charges for services along with savings from anticipated departmental expenses.

CAPITAL ASSETS

The City's governmental activities (including the internal service funds) had invested $698.5 million in a variety of capital assets and infrastructure. The City has $1.365 billion invested in its business-type activities capital assets. The detail is reflected in the following schedule:

	Governmental Activities		Business-Type Activities		Total Primary Government	
(Dollars in thousands)	2025	2024	2025	2024	2025	2024
Land	$ 36,790	$ 27,893	$ 3,330	$ 3,329	$ 40,120	$ 31,222
Land rights	21,009	21,009	1,723	1,723	22,732	22,732
Buildings	109,037	108,901	13,364	12,873	122,401	121,774
Furniture, machinery, and equipment	53,067	46,011	4,969	4,336	58,036	50,347
Vehicles	42,799	46,427	18,877	99	61,676	46,526
Streets	422,776	382,107	1,339	821	424,115	382,928
Distribution system	15,505	15,252	1,115,878	1,019,815	1,131,383	1,035,067
Bridges	21,287	21,223	-	-	21,287	21,223
Improvements	109,613	99,388	23,361	7,337	132,974	106,725
Right-of-use-asset - leases	3,652	3,652	2,813	-	6,465	3,652
Right-of-use-asset - subscriptions	7,115	8,992	77	104	7,192	9,096
Construction in progress	121,058	85,271	515,778	335,675	636,836	420,946
Accumulated depreciation	(265,211)	(225,310)	(336,463)	(298,671)	(601,674)	(523,981)
Total capital assets	$ 698,497	$ 640,816	$ 1,365,046	$ 1,087,441	$ 2,063,543	$ 1,728,257

In FY2025, the City budgeted approximately $5.4 million of General Fund revenues for on-going street maintenance projects, along with the staff and maintenance costs of the street department. In addition, the City also budgeted $13 million of funds received in dedicated 1/4 cent sales tax for street maintenance. The maintenance funds are allocated among various projects identified by the pavement condition analysis and council goals. Total Street Maintenance expenditures for FY2025 were $16.1 million.

Utility infrastructure maintenance is budgeted within the utility funds. For fiscal year 2025, funding for electric and water services infrastructure maintenance was approximately $5.2 million.

Major capital assets added in FY 2025 are noted below:

- General Capital Projects:
  - Construction in process projects $87,473,367
  - DB Wood (SH 29 to Oak Ridge)
  - Downtown Austin Ave Parking Garage
  - Rockride Lane
  - Austin Ave Bridges
  - Southeast Inner Loop – MB21
  - Southern Blvd
  - DB Wood (Oak Ridge to Williams Dr)
  - Leander Rd (Norwood-Swbypass)
  - FM 971 Widening (Gantt-SH130)

- Completed projects:
  - IH35 and Inner Loop $8,894,882
  - Rabbit Hill Road $4,183,680
  - Sam Houston Ave Ext/SE1/Wilco Corridor $3,923,605
  - Downtown Sidewalk Improvements $2,358,733
  - Intersection Improvements (Lakeway @ Williams Dr) $1,737,022
  - Old Town Southeast Sidewalk Improvements $1,065,164
  - FM 1460 @ La Conterra Traffic Signal $550,747

- Utility Infrastructure and Capital Projects:
  - Electric distribution system expansion (including developers) $17,890,630
  - Water and Wastewater treatment and distribution system $497,096,462
  - Solid Waste Transfer Station $126,642
  - Stormwater improvements $503,127

For more detailed notes about the City's capital assets, please see Note 5 to the financial statements.

OUTSTANDING DEBT

	Governmental Activities		Business-type Activities		Total Primary Government	
	2025	2024	2025	2024	2025	2024
General obligation bonds	$ 438,045	$ 364,879	$ 71,279	$ 77,436	$ 509,324	$ 442,315
Sales tax revenue bonds	1,580	2,320	-	-	1,580	2,320
Special assessment revenue bonds	7,219	7,423	-	-	7,219	7,423
Revenue bonds	-	-	585,780	499,085	585,780	499,085
Premiums	29,817	27,881	41,842	37,597	71,659	65,478
Arbitrage	7,007	3,613	5,618	4,533	12,625	8,146
Compensated absences payable	13,106	12,348	3,819	3,374	16,925	15,722
Net pension liability	23,321	25,593	7,774	7,645	31,095	33,238
Other post-employment benefits	5,105	4,777	1,642	-	6,747	4,777
Lease liabilities	921	1,883	57	-	978	1,883
Subscription liabilities	2,548	4,391	-	48	2,548	4,439
Total long-term liabilities	$ 528,669	$ 455,108	$ 717,811	$ 629,718	$ 1,246,480	$ 1,084,826

- As of September 30, 2025, the City had a total of $509.3 million in general obligation debt outstanding. This represents a 15.1% increase over prior year. This increase reflects $38,235,000 of 2025 General Obligation Bonds, $66,405,000 of 2025 Certificates of Obligation, and $106,495,000 in 2025 Revenue Bonds being issued.

- The state limits the legal amount of tax levy available for general obligation debt service to $1.50 per $100 valuation. The City's 2025 debt levy equaled $0.239592 per $100 assessed valuation, or 16.% of the maximum allowed.

- Other long-term debts included are compensated absence payable, net pension obligation, arbitrage liability and other post-employment benefits. These experienced an increase from FY 2025 of $3.2 million due to increased arbitrage liabilities, an increase in GASB 87 lease liabilities, and GASB101 resulting in higher compensated absences. The major driver for the decrease in the Net Pension Liability are changes in investment returns. Subscription Liabilities also increased due to an increased number and dollar amounts on IT subscriptions.

- A detailed analysis of the City's long-term debt is located in Note 9 to the financial statements.

ECONOMIC FACTORS

During FY 2025, the City continued to see some growth in the local and regional economy. Total sales tax receipts grew to $2.3 million, or 4.5% over FY2024. The growth in residential and commercial development continued in FY2025, while unemployment increased to 4.5% from 4.3% in 2024. The residential growth in the City's utility service area, which includes both the city limits and the City's extra territorial jurisdiction (ETJ), continued at a steady 5% growth rate.

DISCRETELY PRESENTED COMPONENT UNIT

The Georgetown Economic Development Corporation (GEDCO) has been included in the reporting entity as a discretely presented component unit since it provides benefits to other entities aside from the City. Separate audited financial statements are not issued for GEDCO.

CONTACTING THE CITY'S FINANCIAL MANAGEMENT

This report is designed to provide City Council, citizens, customers, bond rating agencies, investors and creditors with a general overview of the City's

Finance Division
City of Georgetown
510 W. 9th Street
Georgetown, Texas 78626
(512) 930-6534
www.georgetowntexas.gov
finance@georgetowntexas.gov

THIS PAGE INTENTIONALLY LEFT BLANK.

GEORGETOWN
TEXAS
more than welcome

Basic Financial Statements

City of Georgetown, Texas
Statement of Net Position
September 30, 2025

	Primary Government			Component Unit
	Governmental Activities	Business-type Activities	Total	Georgetown Economic Development Corporation
ASSETS				
Cash and cash equivalents	$ 76,033,052	$ 125,720,849	$ 201,753,901	$ 5,483,363
Cash and cash equivalents - restricted	167,143,721	175,240,353	342,384,074	-
Investments	98,755,574	163,292,601	262,048,175	10,144,131
Investments - restricted	137,319,042	116,420,088	253,739,130	-
Prepaid items	224,402	15,652,893	15,877,295	-
Accounts receivable				
Services (net of allowance for uncollectibles)	-	41,715,712	41,715,712	-
Taxes and other	26,738,124	4,831,363	31,569,487	561,642
Internal balances	(214,313)	214,313	-	-
Other assets	-	1,689,460	1,689,460	-
Inventories	3,409,982	674,606	4,084,588	-
Long-term receivables	2,012,588	6,285,818	8,298,406	-
Regulatory asset, net	-	37,200,000	37,200,000	-
Capital assets				
Land	36,790,351	3,329,683	40,120,034	-
Land rights	21,009,247	1,723,151	22,732,398	-
Buildings	109,036,899	13,363,993	122,400,892	-
Furniture, machinery, and equipment	53,065,531	4,969,217	58,034,748	-
Vehicles	42,799,104	18,877,121	61,676,225	-
Streets	422,776,303	1,339,317	424,115,620	-
Distribution system	15,504,854	1,115,878,293	1,131,383,147	-
Bridges	21,286,699	-	21,286,699	-
Improvements	109,613,280	23,359,921	132,973,201	139,740
Right-to-use asset - leases	3,652,349	2,813,173	6,465,522	-
Right-to-use asset - subscriptions	7,115,443	76,500	7,191,943	-
Construction in progress	121,057,974	515,778,421	636,836,395	-
Accumulated depreciation and amortization	(265,211,333)	(336,463,039)	(601,674,372)	-
Total assets	1,209,918,873	2,053,983,807	3,263,902,680	16,328,876
DEFERRED OUTFLOWS OF RESOURCES				
Deferred outflow related to pension	14,304,724	4,768,243	19,072,967	-
Deferred outflow related to OPEB	1,391,306	-	1,391,306	-
Deferred charge on refunding	487,921	-	487,921	-
Total deferred outflows of resources	16,183,951	4,768,243	20,952,194	-
LIABILITIES				
Accounts payable	22,508,679	33,043,714	55,552,393	976,379
Unearned revenue	20,095,869	643,022	20,738,891	-
Accrued interest	3,631,956	4,499,927	8,131,883	6,867
Payable from restricted assets				
Construction contracts and retainages	3,583,373	17,950,364	21,533,737	-
Customer deposits payable from restricted assets	427,119	5,068,459	5,495,578	-
Noncurrent liabilities, due within one year	38,061,789	29,687,654	67,749,443	233,203
Noncurrent liabilities, due in more than one year				
Lease liability	351,899	702,972	1,054,871	-
Subscription liability	1,021,613	31,875	1,053,488	-
Accrued employee benefits	9,175,220	2,392,438	11,567,658	-
Net pension liability	23,321,224	7,773,742	31,094,966	-
Other post employment benefits	5,040,688	-	5,040,688	-
Arbitrage	6,996,667	5,142,145	12,138,812	-
Long-term debt	444,699,839	672,080,354	1,116,780,193	1,747,549
Total liabilities	578,915,935	779,016,666	1,357,932,601	2,963,998
DEFERRED INFLOWS OF RESOURCES				
Deferred inflows related to pension	2,188,802	729,600	2,918,402	-
Deferred inflows related to OPEB	2,069,405	-	2,069,405	-
Deferred inflows related to leases	177,067	6,580,152	6,757,219	-
Total deferred inflows of resources	4,435,274	7,309,752	11,745,026	-
NET POSITION				
Net investment in capital assets	515,173,019	938,155,295	1,453,328,314	139,740
Restricted for				
Debt service	2,306,985	-	2,306,985	-
Hotel/Motel tax	3,877,331	-	3,877,331	-
Street maintenance tax	9,074,075	-	9,074,075	-
PEG Fees	911,240	-	911,240	-
Municipal court	276,062	-	276,062	-
Police	614,470	-	614,470	-
Public improvement districts	2,207,314	-	2,207,314	-
Tax Increment zone improvements	3,852,910	-	3,852,910	-
Sidewalks	160,099	-	160,099	-
Park improvements	22,444,367	-	22,444,367	-
Streetlight maintenance	79,996	-	79,996	-
Capital Projects	-	103,464,695	103,464,695	-
Unrestricted	81,773,747	230,805,642	312,579,389	13,225,138
TOTAL NET POSITION	$ 642,751,615	$ 1,272,425,632	$ 1,915,177,247	$ 13,364,878

The Notes to the Financial Statements are an integral part of this statement.

City of Georgetown, Texas
Statement of Activities
For the Fiscal Year Ended September 30, 2025

Functions/Programs	Expenses	Program Revenues: Charges for Services	Program Revenues: Operating Grants & Contributions	Program Revenues: Capital Grants & Contributions	Net (Expense) Revenue and Changes in Net Position – Primary Government: Governmental Activities	Primary Government: Business-type Activities	Primary Government: Total	Component Unit: Georgetown Economic Development Corporation
PRIMARY GOVERNMENT								
Governmental activities								
Culture / recreation	$ 27,020,145	$ 8,042,359	$ 449,672	$ 1,346,175	$ (17,181,939)	$ -	$ (17,181,939)	
Development	15,124,445	7,493,087	67,116	-	(7,564,242)	-	(7,564,242)	
Fire	36,547,582	6,028,672	5,979,908	-	(24,539,002)	-	(24,539,002)	
General government	20,956,255	1,194,675	16,644,513	806,653	(2,310,414)	-	(2,310,414)	
Police	30,522,037	966,840	843,827	-	(28,711,370)	-	(28,711,370)	
Streets	26,638,510	485,974	2,000,000	23,025,844	(1,126,692)	-	(1,126,692)	
Environmental services	162,543	1,327,106	-	-	1,164,563	-	1,164,563	
Interest on long-term debt	19,629,830	-	-	-	(19,629,830)	-	(19,629,830)	
Total governmental activities	176,601,347	25,538,713	25,985,036	25,178,672	(99,898,926)	-	(99,898,926)	
Business-type activities								
Electric	111,462,940	114,553,215	393,467	25,998,679	-	29,482,421	29,482,421	
Water	113,864,226	181,588,685	-	56,557,158	-	124,281,617	124,281,617	
Airport	6,356,549	5,678,713	123,000	-	-	(554,836)	(554,836)	
Stormwater	8,695,087	6,455,687	-	18,638,990	-	16,399,590	16,399,590	
Solid Waste	16,595,528	17,846,651	14,042.00	-	-	1,265,165	1,265,165	
Total business-type activities	256,974,330	326,122,951	530,509	101,194,827	-	170,873,957	170,873,957	
TOTAL PRIMARY GOVERNMENT	$ 433,575,677	$ 351,661,664	$ 26,515,545	$ 126,373,499	(99,898,926)	170,873,957	70,975,031	
COMPONENT UNIT - GEORGETOWN ECONOMIC DEVELOPMENT CORPORATION	$ 2,668,116	$ -	$ -	$ -				$ (2,668,116)
General Revenues								
Property tax					62,606,779	-	62,606,779	-
Sales tax					52,786,878	-	52,786,878	3,518,820
Franchise taxes					9,765,456	299,440	10,064,896	-
Hotel occupancy tax					2,181,192	-	2,181,192	-
Mixed beverage tax					393,226	-	393,226	-
Auto inventory tax					310,741	-	310,741	-
Investment income					20,594,970	27,500,617	48,095,587	646,194
Other					5,934,128	-	5,934,128	505,767
Transfers					4,277,586	(4,277,586)	-	-
Total general revenues and transfers					158,850,956	23,522,471	182,373,427	4,670,781
Change in net position					58,952,030	194,396,428	253,348,458	2,002,665
Net position, beginning of the year					583,799,585	1,078,029,204	1,661,828,789	11,362,213
NET POSITION, END OF THE YEAR					$ 642,751,615	$ 1,272,425,632	$ 1,915,177,247	$ 13,364,878

The Notes to the Financial Statements are an integral part of this statement.

THIS PAGE INTENTIONALLY LEFT BLANK.

Fund Financial Statements

City of Georgetown, Texas

Balance Sheet – Governmental Funds
September 30, 2025

	General	Georgetown Transportation Enhancement Corporation	Debt Service	General Capital Projects	Nonmajor Governmental Funds	Total Governmental Funds
ASSETS						
Cash and cash equivalents	$ 17,142,062	$ 3,429,167	$ -	$ 10,757,498	$ 22,288,185	$ 53,616,912
Cash and cash equiv. - restricted	-	64,637,047	5,257,085	96,414,405	835,184	167,143,721
Investments	22,264,976	4,453,977	-	13,972,382	28,949,022	69,640,357
Investments - restricted	-	28,122,780	-	109,196,262	-	137,319,042
Accounts receivable, net						
Property taxes	376,899	-	593,079	-	16,868	986,846
Sales tax	5,054,781	2,246,570	-	-	1,123,285	8,424,636
Grants	5,934	-	-	4,713,167	22,395	4,741,496
Interest	4,336	-	-	-	-	4,336
EMS	4,975,978	-	-	-	-	4,975,978
Other	939,057	-	-	-	5,608,760	6,547,817
Due from other funds	1,183,349	-	-	758,824	525	1,942,698
Long-term receivables	152,588	-	-	-	-	152,588
Prepaid items	23,392	-	-	-	-	23,392
TOTAL ASSETS	$ 52,123,352	$ 102,889,541	$ 5,850,164	$235,812,538	$ 58,844,224	$ 455,519,819
LIABILITIES						
Accounts payable and accrued liabilities	$ 6,774,315	$ 1,068,367	$ -	$ 7,009,951	$ 5,331,611	$ 20,184,244
Due to other funds	-	-	-	-	1,402,758	1,402,758
Unearned revenue	7,721,039	-	-	11,104,747	1,270,083	20,095,869
Total liabilities	14,495,354	1,068,367	-	18,114,698	8,004,452	41,682,871
DEFERRED INFLOWS OF RESOURCES						
Deferred inflow leases receivables	177,067	-	-	-	-	177,067
Deferred property taxes	376,899	-	593,079	-	16,868	986,846
Total deferred inflows of resources	553,966	-	593,079	-	16,868	1,163,913
FUND BALANCE						
Nonspendable	23,392	-	-	-	-	23,392
Restricted	-	4,815,000	5,257,085	217,697,840	43,497,864	271,267,789
Committed	20,876,742	97,006,174	-	-	7,325,040	125,207,956
Unassigned	16,173,898	-	-	-	-	16,173,898
Total fund balance	37,074,032	101,821,174	5,257,085	217,697,840	50,822,904	412,673,035
TOTAL LIABILITIES, DEFERRED INFLOWS AND FUND BALANCE	$ 52,123,352	$ 102,889,541	$ 5,850,164	$235,812,538	$ 58,844,224	$ 455,519,819

The Notes to the Financial Statements are an integral part of this statement.

City of Georgetown, Texas

Reconciliation of the Governmental Funds Balance Sheet
to the Statement of Net Position
September 30, 2025

Total fund balance - total governmental funds	$ 412,673,035
Amounts reported for governmental activities in the statement of net position are different because:	
The City uses internal service funds to charge the costs of certain activities, such as capital assets, administrative services and information technology to the City's other funds. The assets and liabilities of the internal service funds are included in governmental functions in the statement of net position.	76,212,805
Capital assets, net of accumulated depreciation, used in governmental activities are not current financial resources and therefore are not reported in the governmental funds balance sheet.	667,750,521
Long-term debt is not due and payable using available resources and is not recorded in the governmental funds balance sheet. The impact of recognizing long-term debt, and related items is as follows:	
Bonds payable	(446,844,418)
Premiums on bond issuance	(29,817,135)
Deferred charge on refunding bonds	487,921
Accrued interest	(3,543,179)
Arbitrage liability	(7,006,825)
Other long-term liabilities, and related amounts, are not due and payable using available resources and are not recorded in the governmental funds balance sheet. The impact of recognizing these items is as follows:	
Lease liability	(533,040)
Subscription liability	(28,982)
Compensated absences	(12,457,784)
Net pension liability	(23,321,224)
Deferred outflow related to pension	14,304,724
Deferred inflow related to pension	(2,188,802)
Other post-employment benefits	(5,104,749)
Deferred outflow related to other post-employment benefits	1,391,306
Deferred inflow related to other post-employment benefits	(2,069,405)
Revenues from property taxes are deferred in the governmental fund balance sheet until they are considered available to fund current expenditures, but such revenues are recognized in the government-wide statements.	986,846
Some long-term receivables are not recognized in the governmental fund balance sheet until the funds are considered available to fund current expenditures.	1,860,000
Net position of governmental activities	$ 642,751,615

The Notes to the Financial Statements are an integral part of this statement.

City of Georgetown, Texas

Statement of Revenues, Expenditures, and
Changes in Fund Balance – Governmental Funds
For the Fiscal Year Ended September 30, 2025

	General Fund	Georgetown Transportation Enhancement Corporation	Debt Service	General Capital Projects	Nonmajor Governmental Funds	Total Governmental Funds
REVENUES						
Property taxes	$ 21,650,945	$ -	$ 38,585,752	$ -	$ 2,334,135	$ 62,570,832
Sales tax	31,673,955	14,075,282	-	-	7,037,641	52,786,878
Franchise taxes	9,669,369	-	-	-	96,087	9,765,456
Other taxes	703,967	-	-	-	2,778,299	3,482,266
Charges for service	17,214,270	-	-	746,832	6,729,035	24,690,137
Fines and forfeitures	654,997	-	-	-	193,579	848,576
Donations and grants	7,217,121	-	-	6,713,167	14,095,139	28,025,427
Investment income	1,793,270	2,842,114	1,110,885	9,720,048	2,369,215	17,835,532
Other revenue	1,189,236	-	922	835,846	1,031,593	3,057,597
Total revenues	91,767,130	16,917,396	39,697,559	18,015,893	36,664,723	203,062,701
EXPENDITURES						
Current						
Culture / recreation	16,437,516	-	-	-	2,804,767	19,242,283
Development	7,195,532	1,376,732	-	-	130,406	8,702,670
Fire services	33,644,309	-	-	-	181,043	33,825,352
General government	15,718,666	-	-	-	2,037,935	17,756,601
Highways and streets	7,471,848	-	-	234,614	40,190	7,746,652
Police	28,911,949	-	-	-	191,825	29,103,774
Environmental services	-	-	-	-	162,543	162,543
Capital outlay	473,593	6,127,844	-	55,777,498	22,751,407	85,130,342
Debt service						
Principal retirement	-	740,000	27,048,256	-	151,333	27,939,589
Interest and fiscal charges	-	305,090	15,477,904	677,926	355,333	16,816,253
Total expenditures	109,853,413	8,549,666	42,526,160	56,690,038	28,806,782	246,426,059
Excess (deficiency) of revenues over (under) expenditures	(18,086,283)	8,367,730	(2,828,601)	(38,674,145)	7,857,941	(43,363,358)
OTHER FINANCING SOURCES (USES)						
Transfers in	20,669,394	-	4,032,901	9,396,426	1,090,000	35,188,721
Transfers out	(3,685,501)	(3,309,149)	-	(4,281,710)	(4,334,462)	(15,610,822)
Issuance of bonds	-	42,735,000	-	57,620,000	-	100,355,000
Premiums	-	1,864,020	-	2,123,203	-	3,987,223
Total other financing sources (uses)	16,983,893	41,289,871	4,032,901	64,857,919	(3,244,462)	123,920,122
Net change in fund balances	(1,102,390)	49,657,601	1,204,300	26,183,774	4,613,479	80,556,764
Fund balances, beginning of year	38,176,422	52,163,573	4,052,785	191,514,066	46,209,425	332,116,271
FUND BALANCES, end of year	$ 37,074,032	$ 101,821,174	$ 5,257,085	$ 217,697,840	$ 50,822,904	$412,673,035

The Notes to the Financial Statements are an integral part of this statement.

City of Georgetown, Texas

Reconciliation of the Governmental Funds Statement of Revenues, Expenditures, and Changes in Fund Balance
to the Statement of Activities – Governmental Funds
For the Fiscal Year Ended September 30, 2025

NET CHANGE IN FUND BALANCES - GOVERNMENTAL FUNDS	$ 80,556,764
Amounts reported for governmental activities in the statement of activities are different because:	
The City uses internal service funds to charge the costs of certain activities, such as fleet management and information technology to appropriate functions in other funds. The change in net position of internal service funds is recognized in governmental activities in the statement of activities.	(7,334,228)
Current year capital outlays are expenditures in the fund statements, but are shown as increases in capital assets in the government-wide financial statements. The effect of removing the current year capital outlays is to increase net position. Depreciation is not recognized as an expenditure in governmental funds since it does not require the use of current financial resources.	
Capital outlay	85,130,342
Depreciation	(41,738,766)
Net book value of current year disposals	(57,921)
Capital assets contributed or donated to the City are not recognized in governmental funds since they do not provide current financial resources, but are recognized in the statement of activities as program revenues	23,025,844
Proceeds from issuance of long-term debt are recognized as other financing sources in the governmental funds, but are treated as an increase in liabilities in the governmental activities. Principal payments on long-term debt are recognized as expenditures in the governmental funds, but are treated as reductions of liabilities in the governmental activities. Deferred charges on refunding bonds are recognized in the governmental activities, and amortized with the related long-term debt. Premiums on long-term debt issuances are recognized as other financing sources in the governmental funds, but are presented as a component of long-term debt and amortized in the governmental activities.	
Bond payments	28,132,256
Issuance of bonds	(100,355,000)
Premium on bond issuance	(3,987,223)
Amortization of bond premiums, net	2,050,590
Amortization of deferred charge on refunding, net	(226,009)
Increase in arbitrage liability	(3,393,981)
Interest is accrued on outstanding debt in the governmental activities statement of net position, but in the governmental fund financial statements the expenditure is reported when due.	(1,341,640)
Compensated absences, other post-employment benefit obligations, pension liability, lease liabilities, subscription liabilities, and related deferred inflows and outflows of resources are not recognized in the governmental funds as they will not be settled with current financial resources; however these obligations are recognized in the governmental activities statement of net position. The change in these amounts for the current year is:	
Net pension liability	2,272,160
Deferred outflow related to pension	(820,451)
Deferred inflow related to pension	(2,058,992)
Other post employment benefits	(327,393)
Deferred outflow related to other post-employment benefits	(257,727)
Deferred inflow related to other post-employment benefits	76,370
Compensated absences	(639,645)
Lease liability	322,420
Subscription liability	28,313
Changes to revenue deferred in the governmental funds but recognized in the governmental activities and to long-term note receivables not recorded in the governmental funds for the current year are:	
Long-term receivable	(140,000)
Unavailable property taxes	35,947
CHANGE IN NET POSITION OF GOVERNMENTAL ACTIVITIES	$ 58,952,030

The Notes to the Financial Statements are an integral part of this statement.

THIS PAGE INTENTIONALLY LEFT BLANK.

City of Georgetown, Texas

Statement of Revenues, Expenditures, and Changes in Fund Balance
Budget and Actual – General Fund
For the Fiscal Year Ended September 30, 2025

	Budgeted Amounts		Actual Budgetary Basis	Variance to Final Budget
	Original	Final		
REVENUES				
Property taxes	$ 22,813,842	$ 22,813,842	$ 21,650,945	$ (1,162,897)
Sales tax	30,304,757	30,304,757	31,673,955	1,369,198
Franchise taxes	9,668,215	9,668,215	9,669,369	1,154
Other taxes	750,000	750,000	703,967	(46,033)
Charges for services	18,847,704	19,012,704	19,440,721	428,017
Fines and forfeitures	522,650	522,650	654,997	132,347
Donations and grants	6,541,657	6,551,657	7,217,121	665,464
Investment income	1,800,000	1,800,000	1,793,270	(6,730)
Miscellaneous	386,136	387,636	1,189,236	801,600
Total revenues	91,634,961	91,811,461	93,993,581	2,182,120
EXPENDITURES				
Culture / recreation	16,697,257	16,731,484	16,437,516	293,968
Development	6,723,480	8,765,636	7,210,290	1,555,346
Fire services	33,449,387	33,956,377	33,801,909	154,468
General government	17,516,439	17,356,450	18,106,608	(750,158)
Highways and streets	7,702,932	8,147,263	7,471,848	675,415
Police services	29,863,778	30,087,068	29,051,693	1,035,375
Total expenditures	111,953,273	115,044,278	112,079,864	2,964,414
Excess (Deficiencies) of revenues over expenditures	(20,318,312)	(23,232,817)	(18,086,283)	5,146,534
OTHER FINANCING SOURCES (USES)				
Transfers in	19,345,950	20,561,167	20,669,394	(108,227)
Transfers out	(2,490,000)	(3,685,501)	(3,685,501)	-
Total other financing sources (uses)	16,855,950	16,875,666	16,983,893	(108,227)
Net change in fund balance	(3,462,362)	(6,357,151)	(1,102,390)	5,254,761
Fund balances, beginning of year	32,219,275	38,427,314	38,176,422	(250,892)
FUND BALANCES, end of year	$ 28,756,913	$ 32,070,163	$ 37,074,032	$ 5,003,869

The Notes to the Financial Statements are an integral part of this statement.

City of Georgetown, Texas
Statement of Net Position
Proprietary Funds
September 30, 2025

	Electric Fund	Water Services Fund	Nonmajor Enterprise Funds	Total	Governmental Activities Internal Service Funds
ASSETS					
Current assets					
Cash and cash equivalents	$ 21,412,090	$ 100,628,631	3,680,128	$ 125,720,849	$ 22,416,140
Cash and cash equivalents - restricted	20,750,725	151,904,177	2,585,451	175,240,353	-
Investments	27,811,106	130,701,559	4,779,936	163,292,601	29,115,217
Investments - restricted	5,088,649	111,331,439	-	116,420,088	-
Prepaid expenses	11,517,812	4,135,081	-	15,652,893	201,010
Accounts receivable, net					
Services	17,454,874	20,865,887	3,394,951	41,715,712	1,057,015
Grants	393,467	-	100,000	493,467	-
Interest receivable	-	-	7,231	7,231	-
Other	888,244	2,613,698	828,723	4,330,665	-
Other assets	1,689,460	-	-	1,689,460	-
Due from other funds	279,576	-	20,005	299,581	14,037
Inventories	603,248	9,743	61,615	674,606	3,409,982
Total current assets	107,889,251	522,190,215	15,458,040	645,537,506	56,213,401
Noncurrent assets					
Long-term receivables	-	120,752	6,165,066	6,285,818	-
Regulatory asset, net	37,200,000	-	-	37,200,000	-
Capital assets					
Land	635,073	1,559,074	1,135,536	3,329,683	695,992
Land rights	153,607	66,006	1,503,538	1,723,151	-
Buildings	24,637	9,483,138	3,856,218	13,363,993	510,121
Furniture, machinery, and equipment	1,866,271	2,463,174	639,772	4,969,217	19,235,488
Vehicles	6,505,412	9,195,448	3,176,261	18,877,121	42,441,001
Streets	-	-	1,339,317	1,339,317	-
Distribution system	276,242,498	690,248,844	149,386,951	1,115,878,293	3,281,970
Improvements	173,421	802,666	22,383,834	23,359,921	1,194,203
Construction in progress	17,890,630	497,096,462	791,329	515,778,421	1,075
Right-to-use asset - leases	-	2,813,173	-	2,813,173	2,072,696
Right-to-use asset - subscriptions	76,500	-	-	76,500	7,000,816
Less accumulated depreciation and amortization	(102,697,682)	(190,566,422)	(43,198,935)	(336,463,039)	(45,687,182)
Total capital assets (net of accumulated depreciation and amortization)	200,870,367	1,023,161,563	141,013,821	1,365,045,751	30,746,180
Total noncurrent assets	238,070,367	1,023,282,315	147,178,887	1,408,531,569	30,746,180
TOTAL ASSETS	345,959,618	1,545,472,530	162,636,927	2,054,069,075	86,959,581
DEFERRED OUTFLOWS OF RESOURCES					
Deferred outflow related to pension	2,098,027	2,288,756	381,460	4,768,243	-
Total deferred outflows of resources	2,098,027	2,288,756	381,460	4,768,243	-
TOTAL ASSETS AND DEFERRED OUTFLOWS OF RESOURCES	$ 348,057,645	$ 1,547,761,286	$ 163,018,387	$ 2,058,837,318	$ 86,959,581

The Notes to the Financial Statements are an integral part of this statement.

City of Georgetown, Texas
Statement of Net Position – Continued
Proprietary Funds
September 30, 2025

	Electric Fund	Water Services Fund	Nonmajor Enterprise Funds	Total	Governmental Activities Internal Service Funds
CURRENT LIABILITIES					
Accounts payable	$ 12,600,983	$ 18,700,868	$ 1,741,863	$ 33,043,714	$ 5,907,808
Accrued employee benefits	612,117	700,165	114,682	1,426,964	232,689
Due to other funds	-	85,268	-	85,268	768,290
Unearned revenue	133,222	366,482	143,318	643,022	-
Current portion of long-term debt	10,065,168	15,506,213	1,249,622	26,821,003	-
Arbitrage	-	475,358	-	475,358	-
Accrued interest	701,530	3,689,565	108,832	4,499,927	88,777
Current portion of lease liability	-	938,829	-	938,829	387,964
Current portion of subscription liability	25,500	-	-	25,500	1,496,839
Total	24,138,520	40,462,748	3,358,317	67,959,585	8,882,367
Construction contracts and retainages payable	2,712	17,929,872	17,780	17,950,364	-
Customer deposits	4,803,143	251,881	13,435	5,068,459	427,119
Total current liabilities payable from restricted assets	4,805,855	18,181,753	31,215	23,018,823	427,119
Total current liabilities	28,944,375	58,644,501	3,389,532	90,978,408	9,309,486
NONCURRENT LIABILITIES					
Accrued employee benefits	1,057,164	1,139,160	196,114	2,392,438	415,677
Long-term debt	116,169,911	535,597,329	20,313,114	672,080,354	-
Arbitrage	-	5,142,145	-	5,142,145	-
Net pension liability	3,420,446	3,731,396	621,900	7,773,742	-
Lease liability	-	702,972	-	702,972	-
Subscription liability	31,875	-	-	31,875	1,021,613
Total noncurrent liabilities	120,679,396	546,313,002	21,131,128	688,123,526	1,437,290
TOTAL LIABILITIES	149,623,771	604,957,503	24,520,660	779,101,934	10,746,776
DEFERRED INFLOWS OF RESOURCES					
Deferred inflows related to pension	321,024	350,208	58,368	729,600	-
Deferred inflow related to leases	-	-	6,580,152	6,580,152	-
TOTAL DEFERRED INFLOWS OF RESOURCES	321,024	350,208	6,638,520	7,309,752	-
NET POSITION					
Net investment in capital assets	100,414,575	715,721,964	122,018,756	938,155,295	27,839,764
Restricted for capital projects	-	103,464,695	-	103,464,695	-
Unrestricted	97,698,275	123,266,916	9,840,451	230,805,642	48,373,041
Total net position	198,112,850	942,453,575	131,859,207	1,272,425,632	76,212,805
TOTAL LIABILITIES, DEFERRED INFLOWS OF RESOURCES AND NET POSITION	$ 348,057,645	$ 1,547,761,286	$ 163,018,387	$ 2,058,837,318	$ 86,959,581

The Notes to the Financial Statements are an integral part of this statement.

City of Georgetown, Texas

Statement of Revenues, Expenses, and Changes in Fund Net Position
Proprietary Funds
For the Fiscal Year Ended September 30, 2025

	Electric Fund	Water Services Fund	Nonmajor Enterprise Funds	Total	Governmental Activities Internal Service Funds
OPERATING REVENUES					
Service charges					
Electric	$ 105,834,126	$ -	$ -	$ 105,834,126	$ -
Water	-	88,804,861	-	88,804,861	-
Wastewater	-	34,975,307	-	34,975,307	-
Other	5,527,095	9,381,957	29,482,717	44,391,769	73,475,529
Total operating revenues	111,361,221	133,162,125	29,482,717	274,006,063	73,475,529
OPERATING EXPENSES					
Electric	24,222,990	-	-	24,222,990	-
Water	-	39,946,273	-	39,946,273	-
Wastewater	-	2,935,790	-	2,935,790	-
Depreciation and amortization	8,205,517	17,744,833	4,544,680	30,495,030	9,444,410
Utility contracts	75,007,759	13,666,865	-	88,674,624	-
Plant management	-	11,410,519	-	11,410,519	-
Other	-	3,900,553	26,609,910	30,510,463	61,121,129
Total operating expenses	107,436,266	89,604,833	31,154,590	228,195,689	70,565,539
Net operating income (loss)	3,924,955	43,557,292	(1,671,873)	45,810,374	2,909,990
NONOPERATING REVENUES (EXPENSES)					
Investment income	3,792,336	22,603,739	1,104,542	27,500,617	2,759,438
Donations and grants	393,467	-	137,042	530,509	-
Interest and fiscal charges	(4,040,222)	(24,270,329)	(498,494)	(28,809,045)	(95,204)
Gain(loss) on disposed assets	13,548	10,936	5,920	30,404	(13,905)
Franchise taxes	-	-	299,440	299,440	-
Other	3,191,994	48,426,560	498,334	52,116,888	2,293,329
Total nonoperating revenues (expenses)	3,351,123	46,770,906	1,546,784	51,668,813	4,943,658
Income (loss) before contributions and transfers	7,276,078	90,328,198	(125,089)	97,479,187	7,853,648
CONTRIBUTIONS AND TRANSFERS					
Capital contributions	25,998,679	56,557,158	18,638,990	101,194,827	112,437
Transfers in	7,122,164	9,703,753	3,564,949	20,390,866	6,723,952
Transfers out	(6,920,917)	(11,207,137)	(6,540,398)	(24,668,452)	(22,024,265)
Total contributions and transfers	26,199,926	55,053,774	15,663,541	96,917,241	(15,187,876)
Change in net position	33,476,004	145,381,972	15,538,452	194,396,428	(7,334,228)
Net position, beginning of period	164,636,846	797,071,603	116,320,755	1,078,029,204	83,547,033
TOTAL NET POSITION, end of period	$ 198,112,850	$ 942,453,575	$ 131,859,207	$1,272,425,632	$ 76,212,805

The Notes to the Financial Statements are an integral part of this statement.

City of Georgetown, Texas
Statement of Cash Flows
Proprietary Funds
For the Fiscal Year Ended September 30, 2025

	Electric Fund	Water Services Fund	Nonmajor Enterprise Funds	Total	Governmental Activities Internal Service Funds
CASH FLOWS FROM OPERATING ACTIVITIES					
Cash received from customers	$ 118,721,833	$ 175,237,073	$ 26,178,839	$ 320,137,745	$ 76,658,819
Payments to suppliers	(91,916,154)	(69,015,192)	(24,798,348)	(185,729,694)	(43,232,626)
Payments to employees for services	(5,746,589)	(10,940,500)	2,327,204	(14,359,885)	(16,157,750)
Net cash provided by (used in) operating activities	21,059,090	95,281,381	3,707,695	120,048,166	17,268,443
CASH FLOWS FROM NONCAPITAL FINANCING ACTIVITIES					
Transfers out	(6,920,917)	(11,207,137)	(6,540,398)	(24,668,452)	(22,024,265)
Transfers in	7,122,164	4,298,640	2,186,577	13,607,381	6,723,952
Net cash provided by (used in) noncapital financing activities	201,247	(6,908,497)	(4,353,821)	(11,061,071)	(15,300,313)
CASH FLOWS FROM CAPITAL AND RELATED FINANCING ACTIVITIES					
Acquisition of capital assets	(5,723,282)	(184,964,889)	(1,555,758)	(192,243,929)	(158,906)
Sale of capital assets	-	-	-	-	(19,868)
Donations and grants	393,467	-	137,042	530,509	-
Proceeds from issuance of long-term debt	17,490,000	83,870,000	1,000,000	102,360,000	-
Principal paid on revenue and certificates of obligation bonds	(9,280,397)	(11,423,487)	(1,152,819)	(21,856,703)	-
Interest paid on revenue and certificates of obligation bonds	(3,914,603)	(17,360,978)	(1,133,789)	(22,409,370)	-
Principal paid on leases	-	(924,551)	-	(924,551)	(639,446)
Interest paid on leases	-	(34,368)	-	(34,368)	-
Principal paid on subscriptions	(67,557)	-	-	(67,557)	(2,290,340)
Interest paid on subscriptions	(6,375)	-	-	(6,375)	(93,003)
Net cash used in capital and related financing activities	(1,108,747)	(130,838,273)	(2,705,324)	(134,652,344)	(3,201,563)
CASH FLOWS FROM INVESTING ACTIVITIES					
Interest received	3,842,309	22,511,650	1,081,849	27,435,808	2,759,438
Change in temporary investments	(6,409,242)	80,770,290	1,814,069	76,175,117	1,388,047
Net cash provided by (used in) investing activities	(2,566,933)	103,281,940	2,895,918	103,610,925	4,147,485
Net change in cash and cash equivalents	17,584,657	60,816,551	(455,532)	77,945,676	2,914,052
CASH AND CASH EQUIVALENTS, beginning of year	24,578,158	191,716,257	6,721,111	223,015,526	19,502,088
CASH AND CASH EQUIVALENTS, end of year	$ 42,162,815	$ 252,532,808	$ 6,265,579	$ 300,961,202	$ 22,416,140
CLASSIFIED AS					
Current assets	$ 21,412,090	$ 100,628,631	$ 3,680,128	$ 125,720,849	$ 22,416,140
Restricted assets	20,750,725	151,904,177	2,585,451	175,240,353	-
TOTAL	$ 42,162,815	$ 252,532,808	$ 6,265,579	$ 300,961,202	$ 22,416,140
NONCASH CAPITAL AND RELATED FINANCING ACTIVITIES					
Capital asset purchases on account (accrued but not paid)	$ 2,712	$ 17,929,872	$ 1,965	$ 17,934,549	$ -
Capital asset acquisitions under subscriptions (SBITAs)	76,500	2,574,803	-	2,651,303	474,880
Developer contributions	25,998,679	56,557,158	18,638,990	101,194,827	112,437
OPERATING INCOME (LOSS)	$ 3,924,955	$ 43,557,292	$ (1,671,873)	$ 45,810,374	$ 2,909,990
Adjustments to reconcile operating income (loss) to cash provided by operating activities					
Depreciation and Amortization	8,205,517	17,744,833	4,544,680	30,495,030	9,444,410
Regulatory asset	2,400,000	-	-	2,400,000	-
Gain/loss on disposal of asset	13,548	10,936	5,920	30,404	(13,905)
Other income	3,191,994	48,426,560	797,774	52,416,328	2,293,329
Decrease (increase) in prepaid expenses	(2,031,187)	(322,337)	-	(2,353,524)	(1,010)
Decrease (increase) in inventories	-	(7,314)	1,374	(5,940)	(1,092,576)
Decrease (increase) in accounts receivable	4,089,739	(6,362,148)	(4,089,697)	(6,362,106)	476,747
Decrease (increase) in other assets	(47,423)	-	-	(47,423)	-
Increase (decrease) in due to/from other funds	(279,576)	85,268	(20,005)	(214,313)	718,643
Increase (decrease) in accounts payable	990,669	(8,316,123)	251,241	(7,074,213)	1,987,278
Increase (decrease) in customer deposits	255,504	(400)	7,430	262,534	427,119
Increase (decrease) in unearned revenue	(142,750)	-	(25,305)	(168,055)	-
Increase (decrease) in net pension liability	267,078	278,845	3,867,940	4,413,863	-
Increase (decrease) in accrued employee benefits	221,022	185,969	38,216	445,207	118,418
NET CASH PROVIDED BY (USED IN) OPERATING ACTIVITIES	$ 21,059,090	$ 95,281,381	$ 3,707,695	$ 120,048,166	$ 17,268,443

The Notes to the Financial Statements are an integral part of this statement.

City of Georgetown, Texas
Statement of Fiduciary Net Position
Custodial Fund
September 30, 2025

	Custodial Fund
ASSETS	
Investments	$ 659,623
Total assets	659,623
LIABILITIES	
Accounts payable	362,767
Total liabilities	362,767
NET POSITION	
Restricted for:	
PID development	296,856
Total net position	296,856
TOTAL LIABILITIES AND NET POSITION	$ 659,623

The Notes to the Financial Statements are an integral part of this statement.

City of Georgetown, Texas
Statement of Changes in Fiduciary Net Position
Custodial Fund
For the Fiscal Year Ended September 30, 2025

	Custodial Fund
ADDITIONS	
Property taxes	$ 293,616
Total additions	293,616
DEDUCTIONS	
Administrative expenses	336,145
Total deductions	336,145
Net increase (decrease) in fiduciary net position	(42,529)
Net position, beginning of period	339,385
NET POSITION, END OF PERIOD	$ 296,856

The Notes to the Financial Statements are an integral part of this statement.

THIS PAGE INTENTIONALLY LEFT BLANK.

GEORGETOWN
TEXAS
more than welcome

Notes Section

THIS PAGE INTENTIONALLY LEFT BLANK.

GEORGETOWN
TEXAS
more than welcome

Note 1. Summary of Significant Accounting Policies

The accounting and reporting policies of the City of Georgetown, Texas, (the City), included in the accompanying basic financial statements conform to the generally accepted accounting principles (GAAP) applicable to state and local governments. The Governmental Accounting Standards Board (GASB) is the accepted standard-setting body for establishing governmental accounting and financial reporting principles. The following notes to the financial statements are an integral part of the City's Annual Comprehensive Financial Report.

A. Reporting Entity

The City of Georgetown was incorporated under the laws of the State of Texas in 1848 and operates under a Council-Manager form of government. The City's financial statements include the accounts of all City operations. Generally accepted accounting principles require all funds that are controlled by or are dependent on the City Council to be included in the City's financial statements. The reporting entity is the primary government, or the City, and those component units for which the primary government is financially accountable. Financial accountability is defined as the appointment of a voting majority of the potential component unit's board and either the ability to impose its will by the primary government or the possibility that the component unit will provide a financial benefit or impose a financial burden on the primary government. Blended component units, although legally separate entities are, in substance, part of the government's operations and so data from these units are combined with the data of the primary government. Based upon these considerations, the City's financial statements include the Georgetown Transportation Enhancement Corporation (GTEC) as a blended component unit. Discretely presented component units, on the other hand, are reported in a separate column in the government-wide financial statements to emphasize they are legally separate from the primary government, and whose exclusion would cause the reporting entity's financial statements to be misleading or incomplete. Based upon these considerations, the City's financial statements include the Georgetown Economic Development Corporation (GEDCO) as a discretely presented component unit.

Blended Component Units
GTEC, the City's 4B economic development corporation, is a legally separate entity from the City that was created in May 2001 by voters approving an additional sales tax. GTEC is governed by a seven-member board appointed by City Council, of which two are Council members. The City Council maintains budgetary control over the corporation. The City Manager serves as the General Manager of the corporation and the City's Finance Director acts as the Financial Manager. For financial reporting purposes, GTEC is presented as a blended component unit within City operations because its sole purpose is to utilize sales tax revenues for the improvement of the City's transportation system. The revenues and expenditures for GTEC are accounted for in a general capital projects fund. The City issues debt on behalf of GTEC in exchange for pledged sales tax revenue that is transferred to the City to reimburse for debt service related to the bonds. GTEC's debt is shown in the Governmental Activities in the Statement of Net Position. Separately issued financial statements are not available.

The Parks at Westhaven Public Improvement District (Westhaven PID) was created in March 2021 for the purpose of financing the development and constructions costs for improvements made within or related to the Parks at Westhaven Development Project. The Westhaven PID meets the financial accountability tests and is considered to be a blended component unit. Specifically, the government body is made up of City Council members and management of the primary government has operational responsibility for the Westhaven PID. Separately issued financial statements are not available.

Discretely Presented Component Unit
GEDCO has been included in the reporting entity as a discretely presented component unit. GEDCO cannot be considered a blended component unit because the revenues are not only for the benefit of the City. GEDCO was created by the City in May 2005, under the Texas Development Act of 1979 for the purpose of promoting, assisting, and enhancing economic and development activities on behalf of the City. It is funded through voter authorized sales tax. The seven member Board, which includes two City Council members, is appointed by and serves at the discretion of the City Council. City Council approval is required for annual budgets and bonded debt issuance, therefore the City can impose its will on GEDCO. In the event of dissolution, net position of GEDCO shall be converted to the City. Accordingly, the City accounts for GEDCO as a discretely presented component unit on the government-wide financial statements. GEDCO is audited as part of the City of Georgetown. Separately issued financial statements are not available.

Related Organizations
The Mayor and City Council are responsible for appointing a voting majority of the members of some local boards and commissions, but the City's accountability for these organizations does not extend beyond making the appointments. This entity is the Georgetown Housing Authority.

B. Basis of Presentation

Basic Financial Statements
The basic financial statements include both government-wide financial statements (based on the City as a whole) and fund financial statements. Both sets of financial statements classify activities as either governmental, which are supported by taxes and intergovernmental revenues, or business-type activities, which rely on fees and charges for support.

Government-Wide Financial Statements
The government-wide Statement of Activities demonstrates the degree to which the direct expenses of a given program or function is offset by the program's revenues. Direct expenses are those that are clearly identifiable with a specific program. Program revenues include 1) charges to customers or applicants who purchase, use, or directly benefit from goods, services, or privileges provided by a given program and 2) grants and contributions that are restricted to meeting the operational or capital requirements of a particular program. Taxes and other items not properly included among program revenues are reported instead as general revenues. The effect of interfund activity within the governmental and business-type activities columns has been removed from these statements.

Fund Financial Statements
The City segregates transactions related to certain functions or activities in separate funds in order to aid financial management and to demonstrate legal compliance. Each fund is considered a separate accounting entity and the operations of e ach fund are accounted for using a separate set of self-balancing accounts that comprise its assets, liabilities, fund balance, revenues, and expenditures or expenses, as appropriate. Governmental resources are allocated to and accounted for in individual funds based upon the purposes for which they are to be spent and the means by which spending activities are controlled. Separate statements are presented for governmental funds, proprietary funds, and fiduciary funds, even though the latter are excluded from the government-wide financial statements. These statements present each major fund as a separate column on the fund financial statements; all non-major funds are aggregated and presented in a single column.

The government-wide focus is on the sustainability of the City as an entity and the change in net financial position resulting from the activities of the fiscal period. The focus of the fund financial statements is on the major individual funds of the governmental and business-type categories. Each presentation provides a different focus, which allows the reader to compare and analyze the information to enhance the usefulness of the statements.

Governmental Fund Types

Governmental Funds are those funds through which most governmental functions typically are financed. The measurement focus of governmental funds (in the fund financial statements) is on the sources, uses, and balance of current financial resources and include the General Fund, Special Revenue Funds, Debt Service Fund and Capital Projects Fund. The individual funds are described as follows:

Major Governmental Funds
General Fund – The General Fund is the general operating fund of the City. It is used to account for all financial resources except those required to be accounted for in another fund.

Georgetown Transportation Enhancement Corporation – This capital projects fund is used to account for the City's 4B Corporation activities, created to administer the voter approved half-cent sales tax for transportation improvements that aid in economic development efforts.

Debt Service Fund – The Debt Service Fund is used to account for the accumulation of resources for, and the payment of, general long-term debt principal, interest, and related costs.

General Capital Projects Fund – This capital projects fund is used to account for financial resources to be used for the acquisition or construction of parks, buildings, and other facilities. Such resources are derived from proceeds of general obligation bonds or other sources of revenue specifically set aside for capital projects.

Nonmajor Governmental Funds
Special Revenue Funds – The Special Revenue Funds are used to account for the proceeds of specific revenue sources (other than expendable trusts or major capital projects) that are restricted to expenditures for specified purposes.

Proprietary Fund Types
The Proprietary Fund Types are used to account for the City's organization and activities which are similar to those often found in the private sector. These funds are financed and operated in a manner similar to private business enterprises – where the intent of the City is that the costs (expenses, including depreciation) of providing goods or services to the general public on a continuing basis be financed or recovered mainly through user charges; or where the governing body has decided that periodic determination of revenues earned, expenses incurred and/or net income is appropriate for capital maintenance, public policy, management control, accountability or other purposes.

Proprietary funds distinguish operating revenues and expenses from non-operating items. Operating revenues and expenses generally result from providing services and producing and delivering goods in connection with the proprietary funds principal on-going operations. Operating expenses for the proprietary funds include the cost of personnel and contractual services, supplies and depreciation on capital assets. All revenues and expenses not meeting this definition are reported as non-operating revenues and expenses.

Major Proprietary Funds
Electric Fund – This fund accounts for the City's electric utility, including operations, maintenance of the infrastructure and expansion of the system within the City's service territory.

Water Services Fund – This fund accounts for the City's water, sewer and water reuse systems, including operations, contracted maintenance, internal maintenance, expansion of the system within the City's service territory and the costs of environmental mandates that arise.

Non-Major Proprietary Funds
Enterprise Funds – The funds that are operated as enterprise funds within the City but are not considered major funds are the Stormwater Drainage, Airport, and Solid Waste Funds.

Internal Service Funds – The Internal Service Funds, which provide services primarily to other funds of the government, are presented in the summary form as part of the proprietary fund financial statements. The financial statements of the internal service funds are allocated in the governmental column when presented at the government-wide level. Various operations are accounted for as internal service funds, such as operational costs associated with automobile and heavy equipment owned by the City and made available to various departments, costs related to maintaining and repairing City owned facilities, operational costs associated with the City's computer equipment within various departments, as well as jointly shared administrative departments.

Fiduciary Fund Type – Custodial Fund
The City's fiduciary fund is presented in total in the fund financial statements. Since by definition, these assets are being held for the benefit of a third party and cannot be used to address activities or obligations of the government, this fund is not incorporated in the government-wide statements. The City's fiduciary fund accounts for the operations of Cimarron Hills Public Improvement District in which taxes are received from the taxable value in Cimarron Hills and subsequently disbursed to the developer.

C. Measurement Focus/Basis of Accounting

The accounting and financial reporting treatment applied to a fund is determined by its measurement focus. Measurement focus refers to what is being measured and basis of accounting refers to timing of revenue and expenditure recognition in the financial statements.

The government-wide statements and fund financial statements for proprietary and fiduciary funds are reported using the economic resources measurement focus and the accrual basis of accounting. The economic resources measurement focus means all assets and liabilities (whether current or non-current) are included on the statement of net position and the operating statements present increases (revenues) and decreases (expenses) in net total position. Under the accrual basis of accounting, revenues are recognized when earned, including unbilled utility services which are accrued. Expenses are recognized at the time the liability is incurred.

Governmental fund financial statements are reported using the current financial resources measurement focus and are accounted for using the modified accrual basis of accounting. With this measurement focus, only current assets and current liabilities generally are included on the balance sheet. Operating statements of these funds present increases (i.e., revenues and other financing sources) and decreases (i.e., expenditures and other financing uses) in net current assets.

Under the modified accrual basis of accounting, revenues are recorded when susceptible to accrual, i.e., both measurable and available. Available means collectible within the current period or soon enough thereafter to be used to pay liabilities of the current period. The City considers all revenues available if they are collected within sixty (60) days after year-end. Expenditures are recognized when the related fund liability is incurred, if measurable, except for principal and interest on general long-term debt, which are recorded when due, and compensated absences, which are recorded when payable from current available financial resources.

Ad valorem, sales, hotel, and franchise tax revenues recorded in the Governmental Fund Types are recognized under the susceptible to accrual concept. Licenses and permits, charges for services, fines and forfeitures, and miscellaneous revenues (except earnings on investments) are recorded as revenues when received in cash because they are generally not measurable until actually received. Investment earnings are recorded as earned since they are measurable and available.

D. Budgets

At least 30 days prior to the end of each fiscal year, the City Manager submits a proposed budget presenting a complete financial plan for the ensuing fiscal year to the City Council (the Council). Public hearings are conducted, at which time all interested persons' comments concerning the budget are heard. The budget must be legally adopted by the Council through passage of an ordinance no later than the 27th day of the last month of the fiscal year.

Formal budgetary integration is employed as a management control device during the year for all Governmental and Proprietary Fund Types. Budgets for all funds were legally adopted for the period. Budgetary control is exercised at the department level. All budgets are prepared on the budgetary basis, recognizing encumbrances outstanding at year-end as expenditures against that year's appropriation. These encumbrances are reconciled to generally accepted accounting principles where appropriate.

The Council may transfer any unencumbered appropriation balance or portion thereof from one department, office, department, or agency to another at any time. The City Manager has authority, without Council approval, to transfer appropriation balances from one expenditure account to another within a single department, office, department, or agency of the City; however, unbudgeted transfers between funds are prohibited.

The Council may authorize by a majority plus one vote, an emergency expenditure as an amendment to the original budget, but only in a case of grave public necessity, to meet an unusual and unforeseen condition that could not have been included in the original budget through the use of reasonable, diligent thought and attention. The governing body may make changes to the budget for other municipal purposes.

Budget amounts are as originally adopted, or as transferred pursuant to authorization of the City Manager or amended by the City Council. Individual amendments were not material in relation to the original appropriations, with the exception of amendments related to capital projects and grant expenditures, whose actual costs were unknown when the budget was adopted. Unencumbered appropriations lapse each year at September 30.

The Statement of Revenues, Expenditures, and Changes in Fund Balances – Budget and Actual –General Fund presents a comparison of budgetary data to actual results. The General Fund utilizes the same basis of accounting for both budgetary purposes and actual results, except for the effect of encumbrances and unrealized investment gains and losses, which are reconciled to the actual results for this comparison.

E. Encumbrances

Encumbrance account is employed as an extension of formal budgetary control in all governmental and proprietary funds. Encumbrance account is a process whereby purchase orders, contracts, and other commitments for the expending of monies are recorded in order to reserve that portion of the applicable appropriation.

F. Cash and Investments

For cash flow purposes, cash and cash equivalents consist of demand deposits, certificates of deposits and deposits in authorized investment pools.

The operating cash balances from all funds are consolidated in pooled cash and investment accounts. Excess pooled balances are invested in U.S. Treasury securities, U.S. Government agency securities, fully collateralized money market funds and local government investment pools. Maturities on all investments are consistent with the City's cash flow requirements. Investments, except for the investment pools, for the City are reported at fair value. The investment pools operate in accordance with appropriate state laws and regulations and are reported at amortized cost. Interest earnings are then allocated to each fund based on average monthly pooled equity balances. Separate cash and investment accounts are maintained for restricted cash such as debt service and bond proceeds reserved for future construction.

G. Restricted Assets

Certain cash and investments are restricted by various legal and contractual obligations. Included in the restricted assets are capital recovery fees (impact fees) restricted by law for future capital improvements, customer deposits, and specific bond proceeds restricted for use.

H. Inventories and Prepaid Items

Inventories consist of electric materials, jet fuel, office and other supplies valued at the weighted average cost method and are recognized as expenditures or expenses when used. The prepaid items consist of required payments made to a vendor for a contract in the following fiscal year. These items are accounted for using the consumption method.

I. Interfund Receivables and Payables

Short-term advances between funds are accounted for in the appropriate interfund receivable and payable accounts.

J. Note Receivable

Long-term note receivable, which consists of the principal amount of the loan, is reported in the governmental fund statements with an offset to non-spendable fund balance as resources are not available for expenditure. Long-term note receivable reported in the governmental activities on the government-wide statement of net position is not offset by unavailable revenue as it is recorded on an accrual basis at its net realizable value.

K. Interfund Transactions

All legally authorized transfers have been appropriately presented as interfund transfers and are included in the fund financial statements of both Governmental and Proprietary Fund types. As a general rule, the effect of interfund activity has been eliminated from the government-wide financial statements.

L. Intergovernmental Revenues

Intergovernmental revenues represent entitlements and shared revenues which are accounted for within the fund financed. Such revenues, received for purposes normally financed through the general government, are accounted for within the Special Revenue Funds.

M. Accrued Employee Benefits

All employees, with the exception of firefighters, may accumulate a maximum of two times their annual vacation, up to a cap of 240 hours, or 30 days paid upon separation. Firefighters who work shift roles may accrue up to a maximum cap of 360 hours and firefighter administration may accrue up to a maximum of 257 hours that can be paid out upon separation.

Full-time employees earn a maximum of 96 hours of sick leave each year. Upon termination, non-Civil Service employees will not receive payment of sick leave, unless they have a balance that originated prior to October 1, 2004. These employees were grandfathered under the old policy of receiving payment for one-half of their balance of sick leave up to 60 days at the rate of pay when the hours were banked. Upon termination, Civil Service employees are paid for the balance of their Civil Service sick leave earned after July 30, 2003 or October 31, 2005 (the effective date of the regulations in the City for fire civil service and police civil service employees, respectively), up to a maximum of 720 hours or 1,080 hours for those Firefighters on a 56 hour a week schedule on an annual basis. Civil Service employees hired prior to the effective date of the adoption of Civil Service regulations are also eligible under city policy to receive payment for one-half of their sick leave up to 60 days at the rate of pay when the hours were banked.

Accumulated vacation leave which is expected to be liquidated with expendable available financial resources, is reported as expenditure and a fund liability of the governmental fund that will pay it. Accumulated sick leave which is more likely than not to be used by employees and expected to be liquidated with expendable available financial resources, is reported as expenditure and a fund liability of the governmental fund that will pay it. Amounts of accumulated vacation and sick leave within governmental funds that are not expected to be liquidated with expendable available financial resources are reported as a long-term liability on the statement of net position. No expenditure is reported for these amounts in the fund financial statements unless the benefits have matured, i.e., unused reimbursable leave still outstanding following an employee's resignation or retirement. Accumulated vacation and sick leave of proprietary fund types are recorded as an expense and liability of those funds as the benefits accrue to employees.

N. Capital Assets

Capital Assets
Capital assets, which include property, plant, equipment, and infrastructure assets, are reported in the applicable governmental or business-type activities column in the government-wide financial statements and in the fund financial statements for proprietary funds. All capital assets are valued at their historical cost or estimated historical cost if actual historical cost is not available. Donated assets are valued at their acquisition value on the date donated. Repairs and maintenance are recorded as expenses. Renewals and betterments are capitalized.

Assets capitalized, have an original cost of $5,000 or more and an expected useful life of over one year.

Depreciation for assets is computed using the straight-line method on the composite assets based upon the estimated useful lives as follows:

Distribution systems	25 to 50 years
Buildings and improvements	10 to 20 years
Furniture, fixtures, and equipment	3 to 10 years
Streets and drainage	20 to 30 years

The City records capital contributions to proprietary funds as revenue. Total capital contributions to the enterprise funds in fiscal year 2025 totaled $101,194,827. Contributed capital is not recorded for governmental type funds but is recognized on the government-wide statements and totaled $23,025,844 for the year ended September 30, 2025.

O. Leases

Lessee
The City is a lessee for a non-cancelable lease of equipment and a facility. The City recognizes a lease liability and an intangible right-to-use lease asset in the government-wide financial statements. The City recognizes lease liabilities with an initial, individual value of $5,000 or more. At the commencement of the a lease, the City initially measures the lease liability at the present value of the payments expected to be made during the lease term. Subsequently, the lease liability is reduced by the principal portion of lease payments made. The lease asset is initially measured as the initial amounts of the lease liability, adjusted for least payments made at or before the lease commencement date, plus certain initial direct costs. Subsequently, the lease asset is amortized on a straight-line basis over its useful life.

Key estimates and judgements related to leases include how the City determines (1) the discount rate it uses to discount the expected lease payments to present value, (2) lease term, (3) lease payments.

- The City uses the interest rate charges by the lessor as the discount rate. When the interest rate charged by the lessor is not provided, the City generally uses its estimated incremental borrowing rate as the discount rate for leases.
- The lease term includes the non-cancelable period of the lease. Lease payments included in the measurement of the lease liability are composes of fixed payments and purchase option price the City is reasonably certain to exercise.

The City monitors changes in circumstances that would require a remeasurement of its lease and will remeasure the lease asset and liability if certain changes occur that are expected to significantly affect the affect the amount of the lease liability.

Lease assets are reported with other capital assets and lease liabilities are reported with long-term debt on the statement of net position.

Lessor
The City is a lessor for non-callable leases of facilities and land. The City recognizes a lease receivable and a deferred inflow of resources in the government-wide and governmental fund financial statements.

At the commencement of a lease, the City initially measures the lease receivable at the present value of payments expected to be received during the lease term. Subsequently, the lease receivable is reduced by the principal portion of the lease payments received. The deferred inflow of resources is initially measured as the initial amount of the lease receivable, adjusted for lease payments received at or before the lease commencement date. Subsequently, the deferred inflow of resources is recognized as revenue over the life of the lease term.

Key estimates and judgements include how the City determines (1) the discount rate it uses to discount the expected lease receipts to present value, (2) lease term, and (3) lease receipts.

- The City uses its estimated incremental borrowing rate as the discount rate for leases.
- The lease term includes the non-cancelable period of the lease. Lease receipts included in the measurement of the lease receivable is composed of fixed payments from the lessee.

The City monitors changes in circumstances that would require a remeasurement of its lease, and will remeasure the lease receivable and deferred inflows of resources if certain changes occur that are expected to significantly affect the amount of the lease receivable.

Lease receivables are reported with other accounts receivable and deferred inflow related to leases are reported with deferred inflows on the statement of net position.

P. Subscription-Based Information Technology Arrangements (SBITAs)

The City has noncancellable contracts with SBITA vendors for the right to use information technology (IT) software, alone or in combination with tangible capital assets (the underlying IT assets). The City recognizes a subscription liability, reported with long-term debt, and a right-of-use subscription asset (an intangible asset), reported with other capital assets, in the government-wide and proprietary fund financial statements.

At the commencement of an SBITA, the City initially measures the subscription liability at the present value of payments expected to be made during the subscription term. Subsequently, the subscription liability is reduced by the principal portion of SBITA payments made. The subscription asset is initially measured as the initial amount of the subscription liability, adjusted for SBITA payments made at or before the SBITA commencement date, plus certain initial implementation costs. Subsequently, the subscription asset is amortized on a straight-line basis over the shorter of the subscription term or the useful life of the underlying IT assets.

Key estimates and judgments related to SBITAs include how the City determines (1) the discount rate it uses to discount the expected subscription payments to present value, (2) subscription term, and (3) subscription payments.

- The City uses the interest rate charged by the SBITA vendor as the discount rate. When the interest rate charged by the SBITA vendor is not provided, the City generally uses its estimated incremental borrowing rate as the discount rate for SBITAs.
- The subscription term includes the noncancellable period of the SBITA.
- Subscription payments included in the measurement of the subscription liability are composed of fixed payments, variable payments fixed in substance or that depend on an index or a rate, termination penalties if the City is reasonably certain to exercise such options, subscription contract incentives receivable from the SBITA vendor, and any other payments that are reasonably certain of being required based on an assessment of all relevant factors.

The City monitors changes in circumstances that would require a remeasurement of its SBITAs and will remeasure the subscription asset and liability if certain changes occur that are expected to significantly affect the amount of the subscription liability.

Q. Regulatory Asset

Recognizing a regulatory asset is consistent with GASB 62 Regulatory Asset Treatment due to the extraordinary expenses related to Winter Storm Uri in February 2021. This treatment allows for the capitalization of the $48 million in purchase power costs in the Electric Fund associated with the storm rather than expensing these costs all in one year. This regulatory asset is set up with an amortization schedule to match the expected cost recovery of the capitalized costs, which has been approved by the City Council. The financial impacts of the amortization are included in the electric cost of service study. The council has the flexibility to expedite the amortization of the regulatory asset based on future financial conditions. Fiscal Year 2025 contained purchase power amortization costs of $2.4 million on the Statement of Revenues, Expenses and Changes in Net Position with a net asset value as of September 30, 2025 of $37.2 million on the statement of net position for the proprietary funds.

R. Long-term Obligations

The portion of long-term general obligation debt used to finance proprietary fund operations and payable from the revenues of the Enterprise Funds is recorded in such funds. General obligation bonds and other forms of long-term debt supported by general revenues are obligations of the City as a whole and not its individual funds. Accordingly, such unmatured obligations of the City are accounted for on the statement of net position and payments of principal and interest relating to the general obligation bonds are recorded as expenditures when they are paid in the fund statements. Self-supporting general obligation debt, which will be repaid from non-general revenue sources, is recorded in the appropriate proprietary fund.

S. Pensions and Other Post-employment Benefits

For purposes of measuring the net pension liability and net OPEB liability, related deferred outflows and inflows of resources, and pension expense, City specific information about its Fiduciary Net Position in the applicable plans and additions to/deductions from the City's Fiduciary Net Position have been determined on the same basis as they are reported. For this purpose, plan contributions are recognized in the period that compensation is reported for the employee, which is when contributions are legally due. Benefit payments and refunds are recognized when due and payable in accordance with the benefit terms. Investments are reported at fair value. Information regarding the City's Total Pension Liability and OPEB liability for life insurance benefits is obtained from TMRS through reports prepared for the City by TMRS consulting actuary, Gabriel Roeder Smith & Company, in compliance with applicable Governmental Accounting Standards Board (GASB) standards. Information regarding the City's OPEB liability for retiree healthcare benefits is obtained through reports prepared for the City by its consulting actuary, Gabriel Roeder Smith & Company, in compliance with applicable GASB standards.

T. Estimates

The preparation of financial statements in conformity with U.S. generally accepted accounting principles requires management to make estimates and assumptions that affect certain reported amounts and disclosures. Specifically, the actuarial calculations used to determine the annual required contributions and related liabilities of the City's retirement plan and post-employment obligations are based on assumptions about the possibility of events far into the future. Accordingly, actual results could differ from those estimates.

U. Risk Financing Activity

The City of Georgetown is exposed to various risks of loss related to torts; theft of, damage to, and destruction of assets; errors and omission; injuries to employees; and natural disasters. During fiscal year 2025, the City purchased general liability and property insurance from Texas Municipal League Intergovernmental Risk Pool (TML-IRP). The City pays an annual premium to TML-IRP for such coverage. TML-IRP purchases reinsurance and the City does not retain risks of loss exceeding deductibles. Settled claims have not exceeded insurance coverage in the past three years.

The workers compensation plan is administered and paid through the Texas Municipal League- Intergovernmental Risk Pool (TML-IRP). Under this plan, the City does not retain risks of loss exceeding the deductibles. TML-IRP also brokers the City's Aviation and Underground Storage Tank Pollution liability insurance, as well as the canine and surgical vet coverage. The City does not retain the risks of loss exceeding the deductibles.

V. Credit Risk

Financial investments which potentially subject the City to concentrations of credit risk consist principally of cash, investments and accounts receivable. At September 30, 2025, there was not a significant risk arising from cash, investments, or accounts receivable.

W. Nature and Purpose of Reservations and Designation of Fund Balance

The City's Fund Balance is the accumulated difference between assets and liabilities within governmental funds, and it allows the City to meet its contractual obligations, fund disaster, or emergency costs, provide cash flow for timing purposes and fund non-recurring expenses appropriated by City Council. The City Council has adopted a financial standard to maintain a General Fund minimum balance of 90 days of budgeted on-going expenditures and 75 days citywide. This policy establishes limitations on the purposes for which Fund Balances can be used in accordance with Governmental Accounting Standards Board (GASB) Statement No. 54.

Five Components of Fund Balance

Non-spendable Fund Balance – includes inherently non-spendable assets that will never convert to cash, as well as assets that will not convert to cash soon enough to affect the current financial period. Assets included in this category are prepaid items, inventory, and non-financial assets held for resale.

Restricted Fund Balance – represents the portion of fund balance that is restricted to specific purposes that are externally imposed by creditors, grantors, contributors, laws or regulations of other governments, such as hotel/motel tax and bond proceeds.

Committed Fund Balance – describes the portion of fund balance that can only be used for specific purposes with constraints imposed by the formal action of the City Council's adoption of an ordinance and remains binding unless the City Council removes the limitation.

Assigned Fund Balance – is that portion of fund balance that reflects the City's *intended* use for a specific purpose but is neither restricted nor committed. Assigned fund balances are determined by City management based on Council direction, in accordance with our financial policies adopted by resolution.

Unassigned Fund Balance – represents funds that have not been assigned to any other fund and cannot be properly classified in one of the other four categories within the general fund.

Below is the fund balance classification for the governmental funds:

	General	Georgetown Transportation Enhancement Corporation	Debt Service	General Capital Projects	Nonmajor Governmental Funds	Total Governmental Funds
Nonspendable						
Inventory/prepaids	$ 23,392	$ -	$ -	$ -	$ -	$ 23,392
Restricted for						
Debt service	-	-	5,257,085	-	-	5,257,085
Bond funds	-	-	-	217,697,840	-	217,697,840
Hotel/motel tax	-	-	-	-	3,877,331	3,877,331
Street maintenance tax	-	-	-	-	9,074,075	9,074,075
Municpal court	-	-	-	-	276,062	276,062
Police	-	-	-	-	614,470	614,470
Public Education & Government	-	-	-	-	911,240	911,240
Sidewalk maintenance	-	-	-	-	160,099	160,099
Tax increment zone improvements	-	-	-	-	3,852,910	3,852,910
Public improvement districts	-	-	-	-	2,207,314	2,207,314
Transportation enhancement	-	4,815,000	-	-	-	4,815,000
Park improvements	-	-	-	-	22,444,367	22,444,367
Streetlight maintenance	-	-	-	-	79,996	79,996
Committed for						
Contingency	20,876,742	3,243,057	-	-	-	24,119,799
Other capital projects	-	93,763,117	-	-	-	93,763,117
Nonmajor funds	-	-	-	-	7,325,040	7,325,040
Unassigned	16,173,898	-	-	-	-	16,173,898
Total fund balance	$ 37,074,032	$ 101,821,174	$ 5,257,085	$217,697,840	$ 50,822,904	$ 412,673,035

When both restricted and unrestricted fund balance amounts are available for use, it is the City's policy to use restricted fund balance first, then unrestricted fund balance. Furthermore, committed fund balances are reduced first, followed by assigned amounts and then unassigned amounts when expenditures are incurred for which amounts in any of those unrestricted fund balance classifications are available. Amounts assigned to encumbrances relate to purchase commitments for future periods that do not yet meet expenditure recognition criteria.

X. Deferred Outflows/Inflows of Resources

In addition to assets, the statement of financial position and/or balance sheet will sometimes report a separate section for deferred outflows of resources. This separate financial statement element, deferred outflows of resources, represents a consumption of net assets that applies to a future period(s) and so will not be recognized as an outflow of resources (expense/expenditure) until then.

The City has the following items that qualify for reporting in this category:

- Deferred charges on refundings
- Pension and OPEB items:
  - Differences between expected and actual economic experience
  - Changes in actuarial assumptions
  - Difference between projected and actual investment earnings
  - Contributions to pension plan subsequent to the measurement date

In addition to liabilities, the statement of financial position and/or balance sheet will sometimes report a separate section for deferred inflows of resources. This separate financial statement element, deferred inflows of resources, represents an acquisition of net assets that applies to a future period(s) and so will not be recognized as an inflow of resources (revenue) until that time. Property taxes levied, but not expected to be available to fund obligations in the current period, are recorded as deferred inflows of resources on the balance sheet. Additionally, deferred inflows of resources are recognized related to lease receivable, pension and OPEB changes during the year.

Y. Net Position

Net position represents the difference between assets, liabilities and respective deferred outflow or inflows of resources. A portion of net position represents net investments in capital assets which is the total balance of the City's investment in capital assets less accumulated depreciation and the outstanding balances of any borrowing spent for that acquisition, construction or improvements of those assets. Net position is reported as restricted when there are limitations imposed on their use either through (1) the enabling legislation adopted by the City, (2) through external restrictions imposed by grantors, or (3) laws or regulations of other governments.

Note 2. Cash and Investments

For cash flow purposes, cash and temporary investments consist of demand deposits, certificates of deposits, and authorized investment pools. The operating cash balance from all funds is consolidated in pooled cash and investment accounts. Excess pooled balances are invested in U.S. Treasury securities, U.S. Government agency securities, fully collateralized money market funds and local government investment pools. Maturities on all investments are consistent with the City's cash flow requirements. Investments are recorded at cost. Interest earnings are allocated to each fund based on average monthly pooled equity balances. Separate cash and investment accounts are maintained for restricted cash such as debt service, utility debt reserves, and bond proceeds reserved for future construction.

The investment policies of the City are governed by State statutes and a City Council adopted Investment Policy. Major provisions of the City's investment policy include: responsibility for investments, authorized investments, security dealer selection and qualifying procedures, safekeeping and custodial procedures, statement of investment objectives, and investment reporting requirements.

A. Deposits

Texas Statutes require that all bank deposits be insured or fully collateralized by the U.S. government obligations or obligations of the State of Texas and its agencies. Fair value of the collateral pledged must equal at least 102% of the bank deposits not covered by federal deposit insurance.

At year-end, the carrying amount of the City's bank deposits was $713,550 and the bank balances were $748,551, all of which were entirely covered by Federal depository insurance or by collateral held by the City's agent bank in the City's name.

In order to maximize interest earnings, the City utilizes a controlled disbursement account, which allows the City to deposit only as much money as needed to fund checks presented each day.

B. Investments

The City is authorized to invest in certificates of deposit, direct obligations of the U.S. government, U.S. government agency securities, fully collateralized direct repurchase agreements, no-load money market funds whose portfolios meet the City's investment requirements, and in qualified local government investment pools as approved by the City Council. Non-participating interest earning contracts, including certificates of deposit, and money market accounts are reported at cost. Investments in external investment pools are reported at amortized cost.

Interest rate risk is the potential for a decline in market value due to rising interest rates. In compliance with the City's Investment Policy, as of September 30, 2025, the City minimized the interest rate risk in the portfolio by limiting the weighted average maturity of security types to no longer than two years; structuring the investment portfolio so that securities matured to meet cash requirements for ongoing operations and capital improvement projects; monitoring credit ratings of portfolio positions to assure compliance with rating requirements imposed by the Public Funds Investment Act; and investing operating funds primarily in shorter-term securities and similar government investment pools.

The City evaluated all of its cash and investment positions, and determined that it had none subject to recurring fair value recognition or disclosures. The City's investment balances and weighted average maturity of such investments as of September 30, 2025 are:

	Primary Government	
	September 30, 2025	Weighted Average Maturity (Days)
Investment pools (at amortized cost)		
Texas local government investment pool (TexPool)	$ 55,169,094	25
Texas local government investment pool (Texas Range)	-	
Texas short-term asset reserve program (TexSTAR)	339,279,486	26
Investments (at cost)		
Money market accounts	79,691,144	1
Certificates of deposit	460,299,052	221
Securities	121,911,793	137
Total investments	1,056,350,569	
Portfolio weighted average maturity		126
Carrying amount - cash	3,574,711	
Total cash and investments	$ 1,059,925,280	

C. Credit Risk

Credit risk is the possibility that the issuer of a security will fail to make timely payments of interest or principal. In general, the lower the credit quality of a security, the higher the yield, with all other factors being equal. In compliance with the City's Investment Policy, as of September 30, 2025, the City minimized credit risk losses due to default of security issuer or backer by limiting investments to the safest types of securities; pre-qualifying the financial institutions, broker/dealers, intermediaries, and advisors with which the City will do business; and diversifying the investment portfolio so that potential losses on individual securities were minimized.

For short-term liquidity requirements, the City primarily utilizes the Texas Short-Term Asset Reserve Program (TexSTAR). JPMorgan Fleming Asset Management, Inc. and First Southwest Asset Management, Inc. serve as co-administrators under an agreement with the TexSTAR board of directors to provide investment and participant services for this pool. JPMorgan Chase Bank or its subsidiary J.P. Morgan Investor Services Co. provides the custodial, transfer agency, fund accounting, and depository services for this pool.

The City also maintains an account with the Texas Local Government Investment Pool (TexPool). Under the TexPool Participation Agreement, administrative and investment services to TexPool are provided by Federated Investors, Inc. through an agreement with the State of Texas Comptroller of Public Accounts. The State of Texas Comptroller of Public Accounts is the sole officer, director, and shareholder of the Texas Treasury Safekeeping Trust Company authorized to operate TexPool.

At year end, balances in TexSTAR and TexPool were rated AAAm by Standard & Poor's. All pools operate on a $1 net asset value basis. In order to maintain a stable $1 price of the fund, the pools will sell portfolio holdings if the ratio of the fair value of the portfolio divided by the book value of the portfolio is less than 0.995 or greater than 1.005. The pools are stated at their measured amortized cost, which is assumed to approximate fair value.

Note 3. Taxes

A. Property Taxes

Property is appraised and a lien on such property becomes enforceable as of January 1 of each year. Taxes are levied on and payable the following October 1. Taxes become delinquent February 1 of the following year and are subject to interest and penalty charges. Under an agreement which began August 1, 2000, Williamson County Tax Office collects the City's taxes. In the fund financial statements, City property tax revenues are recognized when levied to the extent that they are collected in the current year. Taxes collected prior to the levy date to which they apply are recorded as unearned revenues and recognized as revenue of the period to which they apply.

All collections from prior year levies are considered delinquent tax revenue for reporting purposes in the year collected. The allowance for uncollectible taxes at September 30, 2025 was $17,207.

The City is permitted by the State of Texas to levy taxes up to $2.50 per $100 of assessed valuation for general government services and for the payment of principal and interest on general long-term debt. The combined current tax rate to finance general government services, including debt service for the fiscal year ended September 30, 2025, was $0.365 per $100 of assessed valuation.

The Williamson Central Appraisal District (Appraisal District) is responsible for the recording and appraisal of property for all taxing units in Williamson County. The Appraisal District is required to assess property at 100% of its appraised value. Real property must be reappraised at least every four years. The City may, at its own expense, require annual reviews by the Appraisal District through various appeals and, if necessary, legal action. Under this system, if the rate, excluding tax rates for bonds and other contractual obligations adjusted for new improvements, exceeds the rate for the previous year by more than 3.5%, qualified voters of the City may petition for an election to determine whether to limit the tax rate to an increase of no more than 3.5%.

In September 2004, voters approved an initiative to freeze property taxes for homeowners over the age of 65 or disabled. This measure mirrors the State of Texas Constitutional Amendment Proposition 13, which passed overwhelmingly statewide in 2003. Prop 13 gives local governments the option of "freezing" taxes for the elderly and disabled.

B. Sales Taxes

The City has adopted the provisions of Article 1066C, Vernon's Texas Civil Statutes, as amended, which grant the City the power to impose and levy a 1% Local Sales and Use Tax within the City. Proceeds of the tax are credited to the General Fund except for sales taxes generated at the airport which are credited to the Airport (Enterprise) Fund. Collections and enforcements are effected through the offices of the Comptroller of Public Accounts, State of Texas, who remits to the City monthly the proceeds of the tax, after deduction of a 2% service fee.

On October 1, 2001, the City began collecting an additional half-cent sales tax for its component unit, GTEC, to fund transportation improvements that promote economic development. These funds are reported in the GTEC General Capital Projects Fund, a blended component unit of the City.

On April 1, 2003, the City began collecting an additional quarter-cent sales tax in accordance with Texas House Bill 445 to fund maintenance on streets that were in existence at the time the sales tax was adopted by the voters. In November 2014, 2018, and 2022, the citizens readopted this quarter-cent sales tax option. The sunset provision will expire in March 2027. These funds are reported in the Streets Special Revenue Fund.

On October 1, 2005, the City began collecting an additional eighth-cent sales tax in accordance with the Texas Development Corporation Act of 1979, Article 5190.6, Section 4A Texas Revised Civil Statues for the promotion and development of new and expanded business enterprises. This sales tax is administered through GEDCO.

On October 1, 2005, the City began collecting an additional eighth-cent sales tax to be used toward the reduction of ad valorem property taxes. Proceeds are credited to the City's General Fund.

Note 4. Transfers

	Transfers In								
	Governmental Funds					Enterprise Funds			
	Major Funds					Major Funds			
Transfers Out	General Fund	Debt Service	General Capital Projects	Nonmajor Special Revenue	Internal Services	Electric	Water	Nonmajor Enterprise Funds	Total Transfers Out
Governmental funds									
Major funds									
General fund	$ -	$ -	$ 2,517,555	$1,090,000	$ 77,946	$ -	$ -	$ -	$ 3,685,501
GTEC	-	3,309,149	-	-	-	-	-	-	3,309,149
General capital projects	-	-	-	-	4,281,710	-	-	-	4,281,710
Nonmajor funds	1,820,261	723,752	1,566,371	-	135,572	88,506	-	-	4,334,462
Internal service funds	1,482,055	-	-	-	239,850	7,033,658	9,703,753	3,564,949	22,024,265
Enterprise funds									
Major funds									
Electric	6,890,917	-	-	-	30,000	-	-	-	6,920,917
Water services	9,307,013	-	-	-	1,900,124	-	-	-	11,207,137
Nonmajor funds	1,169,148	-	5,312,500	-	58,750	-	-	-	6,540,398
	$20,669,394	$ 4,032,901	$ 9,396,426	$1,090,000	$ 6,723,952	$ 7,122,164	$ 9,703,753	$ 3,564,949	62,303,539
	Transfers eliminated in government-wide statements								(58,025,953)
	Net transfers - statement of activities								$ 4,277,586

The net transfers between the governmental types and business types total $1,240,846. Per the City's fiscal and budgetary policy, utility operations transfer seven percent of gross billings for utility services to the General fund as a payment in lieu of taxes. Other types of transfers include grant matching, fire hydrant testing, equipment purchases, and capital project funding.

Note 5. Capital Assets

Capital asset activity for the year ended September 30, 2025 was as follows:

	Balance September 30, 2024	Additions	Deletions and Transfers	Balance September 30, 2025
Governmental activities				
Capital assets not being depreciated or amortized				
Land	$ 27,892,664	$ 8,897,687	$ -	$ 36,790,351
Land rights	21,009,247	-	-	21,009,247
Construction in progress	85,271,471	86,481,758	(50,695,255)	121,057,974
Total capital assets not being depreciated or amortized	134,173,382	95,379,445	(50,695,255)	178,857,572
Capital assets being depreciated or amortized				
Buildings	108,900,564	136,335	-	109,036,899
Furniture, machinery, and equipment	46,010,359	7,260,122	(204,950)	53,065,531
Vehicles	46,426,743	15,872,505	(19,500,144)	42,799,104
Streets	382,107,358	40,668,945	-	422,776,303
Distribution system	15,252,116	252,738	-	15,504,854
Bridges	21,223,299	63,400	-	21,286,699
Right-to-use asset - buildings	3,280,071	-	-	3,280,071
Right-to-use asset - equipment	372,278	-	-	372,278
Right-to-use asset - operational software	8,992,061	605,462	(2,482,080)	7,115,443
Improvements	99,387,519	10,225,761	-	109,613,280
Total capital assets being depreciated or amortized	731,952,368	75,085,268	(22,187,174)	784,850,462
Less accumulated depreciation and amortization for				
Buildings	(30,816,862)	(2,307,490)	-	(33,124,352)
Furniture, machinery, and equipment	(34,709,001)	(4,181,239)	192,950	(38,697,290)
Vehicles	(26,849,451)	(4,614,848)	8,858,801	(22,605,498)
Streets	(74,823,064)	(27,784,864)	-	(102,607,928)
Distribution system	(1,597,694)	(388,739)	-	(1,986,433)
Bridges	(5,709,773)	(485,955)	-	(6,195,728)
Right-to-use asset - buildings	(1,583,731)	(940,100)	-	(2,523,831)
Right-to-use asset - equipment	(199,493)	-	-	(199,493)
Right-to-use asset - operational software	(3,448,535)	(2,815,250)	2,230,321	(4,033,464)
Improvements	(45,572,625)	(7,664,691)	-	(53,237,316)
Total accumulated depreciation and amortization	(225,310,229)	(51,183,176)	11,282,072	(265,211,333)
Total capital assets being depreciated or amortized, net	506,642,139	23,902,092	(10,905,102)	519,639,129
Governmental activities capital assets, net	$ 640,815,521	$ 119,281,537	$(61,600,357)	$ 698,496,701
Electric activities				
Capital assets not being depreciated or amortized				
Land	$ 635,073	$ -	$ -	$ 635,073
Land rights	153,607	-	-	153,607
Construction in progress	8,828,333	21,789,841	(12,727,544)	17,890,630
Total capital assets not being depreciated or amortized	9,617,013	21,789,841	(12,727,544)	18,679,310
Capital assets being depreciated or amortized				
Buildings	24,637	-	-	24,637
Furniture, machinery, and equipment	1,643,981	45,435	176,855	1,866,271
Vehicles	13,346	730,460	5,761,606	6,505,412
Distribution system	257,796,579	18,445,919	-	276,242,498
Right-to-use asset - operational software	104,230	76,500	(104,230)	76,500
Improvements	173,421	-	-	173,421
Total capital assets being depreciated or amortized	259,756,194	19,298,314	5,834,231	284,888,739
Less accumulated depreciation and amortization for				
Buildings	(24,637)	-	-	(24,637)
Furniture, machinery, and equipment	(1,622,526)	(18,110)	(176,855)	(1,817,491)
Vehicles	(13,346)	(155,764)	(2,259,111)	(2,428,221)
Distribution system	(90,222,269)	(8,012,518)	-	(98,234,787)
Right-to-use asset - operational software	(39,585)	(19,125)	39,585	(19,125)
Improvements	(173,421)	-	-	(173,421)
Total accumulated depreciation and amortization	(92,095,784)	(8,205,517)	(2,396,381)	(102,697,682)
Total capital assets being depreciated or amortized, net	167,660,410	11,092,797	3,437,850	182,191,057
Electric activities capital assets, net	$ 177,277,423	$ 32,882,638	$ (9,289,694)	$ 200,870,367

	Balance September 30, 2024	Additions	Deletions and Transfers	Balance September 30, 2025
Water services activities				
Capital assets not being depreciated or amortized				
Land	$ 1,559,074	$ -	$ -	$ 1,559,074
Land rights	66,006	-	-	66,006
Construction in progress	310,387,146	189,159,611	(2,450,295)	497,096,462
Total capital assets not being depreciated or amortized	312,012,226	189,159,611	(2,450,295)	498,721,542
Capital assets being depreciated or amortized				
Buildings	8,992,038	491,100	-	9,483,138
Furniture, machinery, and equipment	2,112,248	381,206	(30,280)	2,463,174
Vehicles	77,592	579,733	8,538,123	9,195,448
Distribution system	631,270,819	58,978,025	-	690,248,844
Right-to-Use Asset - equipment	-	651,600	-	651,600
Right-to-Use Asset - building	-	1,923,203	238,370	2,161,573
Improvements	802,666	-	-	802,666
Total capital assets being depreciated or amortized	643,255,363	63,004,867	8,746,213	715,006,443
Less accumulated depreciation and amortization for				
Buildings	(3,780,521)	(703,277)	-	(4,483,798)
Furniture, machinery, and equipment	(1,724,495)	(124,540)	30,280	(1,818,755)
Vehicles	(37,499)	(244,274)	(3,133,010)	(3,414,783)
Distribution system	(163,610,448)	(15,674,532)	-	(179,284,980)
Right-to-Use Asset - equipment	-	(341,487)	-	(341,487)
Right-to-Use Asset - building	-	(596,237)	(238,370)	(834,607)
Improvements	(327,526)	(60,486)	-	(388,012)
Total accumulated depreciation and amortization	(169,480,489)	(17,744,833)	(3,341,100)	(190,566,422)
Total capital assets being depreciated or amortized, net	473,774,874	45,260,034	5,405,113	524,440,021
Water services activities capital assets, net	$ 785,787,100	$ 234,419,645	$ 2,954,818	$ 1,023,161,563
Other nonmajor business-type activities				
Capital assets not being depreciated or amortized				
Land	$ 1,135,536	$ -	$ -	$ 1,135,536
Land rights	1,503,538	-	-	1,503,538
Construction in progress	16,459,046	832,411	(16,500,128)	791,329
Total capital assets not being depreciated or amortized	19,098,120	832,411	(16,500,128)	3,430,403
Capital assets being depreciated or amortized				
Buildings	3,856,218	-	-	3,856,218
Furniture, machinery, and equipment	579,795	53,477	6,500	639,772
Vehicles	8,350	-	3,167,911	3,176,261
Streets	820,671	518,646	-	1,339,317
Distribution system	130,747,961	18,638,990	-	149,386,951
Improvements	6,360,228	16,023,606	-	22,383,834
Total capital assets being depreciated or amortized	142,373,223	35,234,719	3,174,411	180,782,353
Less accumulated depreciation and amortization for				
Buildings	(2,537,054)	(49,160)	-	(2,586,214)
Furniture, machinery, and equipment	(284,025)	(34,808)	(6,500)	(325,333)
Vehicles	(8,350)	(71,434)	(1,552,678)	(1,632,462)
Streets	(53,592)	(43,865)	-	(97,457)
Distribution system	(28,421,272)	(4,196,837)	-	(32,618,109)
Improvements	(5,790,784)	(148,576)	-	(5,939,360)
Total accumulated depreciation and amortization	(37,095,077)	(4,544,680)	(1,559,178)	(43,198,935)
Total capital assets being depreciated or amortized, net	105,278,146	30,690,039	1,615,233	137,583,418
Other nonmajor business-type activities capital assets, net	$ 124,376,266	$ 31,522,450	$ (14,884,895)	$ 141,013,821

	Balance September 30, 2024	Additions	Deletions and Transfers	Balance September 30, 2025
Total business-type activities				
Capital assets not being depreciated or amortized				
Land	$ 3,329,683	$ -	$ -	$ 3,329,683
Land rights	1,723,151	-	-	1,723,151
Construction in progress	335,674,525	211,781,863	(31,677,967)	515,778,421
Total capital assets not being depreciated or amortized	340,727,359	211,781,863	(31,677,967)	520,831,255
Capital assets being depreciated or amortized				
Buildings	12,872,893	491,100	-	13,363,993
Furniture, machinery, and equipment	4,336,024	480,118	153,075	4,969,217
Vehicles	99,288	1,310,193	17,467,640	18,877,121
Streets	820,671	518,646	-	1,339,317
Distribution system	1,019,815,359	96,062,934	-	1,115,878,293
Right-to-use asset - operational software	104,230	76,500	(104,230)	76,500
Right-to-Use Asset - equipment	-	651,600	-	651,600
Right-to-Use Asset - building	-	1,923,203	238,370	2,161,573
Improvements	7,336,315	16,023,606	-	23,359,921
Total capital assets being depreciated or amortized	1,045,384,780	117,537,900	17,754,855	1,180,677,535
Less accumulated depreciation and amortization for				
Buildings	(6,342,212)	(752,437)	-	(7,094,649)
Furniture, machinery, and equipment	(3,631,046)	(177,458)	(153,075)	(3,961,579)
Vehicles	(59,195)	(471,472)	(6,944,799)	(7,475,466)
Streets	(53,592)	(43,865)	-	(97,457)
Distribution system	(282,253,989)	(27,883,887)	-	(310,137,876)
Right-to-use asset - operational software	(39,585)	(19,125)	39,585	(19,125)
Right-to-Use Asset - equipment	-	(341,487)	-	(341,487)
Right-to-Use Asset - building	-	(596,237)	(238,370)	(834,607)
Improvements	(6,291,731)	(209,062)	-	(6,500,793)
Total accumulated depreciation and amortization	(298,671,350)	(30,495,030)	(7,296,659)	(336,463,039)
Total capital assets being depreciated or amortized, net	746,713,430	87,042,870	10,458,196	844,214,496
Total business-type activities capital assets, net	$1,087,440,789	$ 298,824,733	$ (21,219,771)	$ 1,365,045,751

Depreciation expense was charged to function/programs of the primary government as follows:

Governmental activities	
Culture / recreation	$ 7,512,978
Development	6,260,815
Fire	2,086,938
General government	6,260,815
Highways and streets	18,782,445
Police	834,775
Internal service funds	9,444,410
Total depreciation and amortization expense governmental activities	$ 51,183,176
Business-type activities	
Electric	$ 8,205,517
Water services	17,744,833
Nonmajor	4,544,680
Total depreciation and amortization expense business-type activities	$ 30,495,030

	Governmental Activities	Business-type Activities	Total
Net investment in capital assets			
Total capital assets (net of accumulated depreciation)	$ 698,496,701	$1,365,045,751	$2,063,542,452
Less: capital-related liabilities	(8,144,375)	(17,950,364)	(26,094,739)
Less long-term debt and related charges	(479,642,069)	(700,600,533)	(1,180,242,602)
Add unspent bond proceeds	304,462,762	291,660,441	596,123,203
Net long-term debt	(175,179,307)	(408,940,092)	(584,119,399)
Net investment in capital assets	$ 515,173,019	$ 938,155,295	$1,453,328,314

Note 6. Leases

A. Lease Receivable

During the fiscal year 2022, the City began leasing a portion of the public library to a third party. The lease is for 8 years and the City will receive monthly payments of $1,624. The City recognized $16,709 in lease revenue and $4,177 in interest revenue during the current fiscal year related to this lease. As of September 30, 2025, the City's receivable for lease payments was $80,135. Also, the City has a deferred inflow of resources associated with this lease that will be recognized as revenue over the lease term. As of September 30, 2025, the balance of the deferred inflow of resources was $75,843.

The City leases a facility to a third party at the solid waste collection station. The lease is for 10 years and the City will receive annual payments of $20,000. The City recognized $16,871 in lease revenue and $5,386 in interest revenue during the current fiscal year related to this lease. As of September 30, 2025, the City's receivable for lease payments was $104,843. Also, the City has a deferred inflow of resources associated with this lease that will be recognized as revenue over the lease term. As of September 30, 2025, the balance of the deferred inflow of resources was $101,224.

The Airport leases hangar space to various lessees. These leases are non-cancellable and terminate no later than October 2033. These leases are being presented in aggregate. The City recognized $292,117 in lease revenue and $32,140 in interest revenue during the current fiscal year related to these leases. As of September 30, 2025, the City's receivable for lease payments was $2,459,474. Also, the City has a deferred inflow of resources associated with these leases that will be recognized as revenue over the lease term. As of September 30, 2025, the balance of the deferred inflow of resources was $2,420,612.

The Airport leases land to various lessees. These leases are non-cancellable and terminate no later than February 2050. These leases are being presented in aggregate. The City recognized $259,293 in lease revenue and $63,191 in interest revenue during the current fiscal year related to these leases. As of September 30, 2025, the City's receivable for lease payments was $4,277,270. Also, the City has a deferred inflow of resources associated with these leases that will be recognized as revenue over the lease term. As of September 30, 2025, the balance of the deferred inflow of resources was $4,159,540.

Lease receivables are reported with other accounts receivables on the statement of net positions. And deferred inflow related to leases are reported with deferred inflows on the statement of net position.

Principal and interest requirements to maturity for the lease receivable at September 30, 2025, are as follows:

Fiscal Years Ending September 30,	General Governmental		
	Principal	Interest	Total
2026	$ 32,390	$ 7,097	$ 39,487
2027	33,699	5,789	39,488
2028	35,059	4,429	39,488
2029	36,475	3,013	39,488
2030	28,122	1,622	29,744
2031 - 2035	19,233	769	20,002
	$ 184,978	$ 22,719	$ 207,697

Fiscal Years Ending September 30,	Airport Fund		
	Principal	Interest	Total
2026	$ 571,678	$ 80,079	$ 651,757
2027	558,778	66,649	625,427
2028	555,526	53,249	608,775
2029	488,649	40,754	529,403
2030	356,699	32,594	389,293
2031 - 2035	1,347,278	107,717	1,454,995
2036 - 2040	1,148,972	54,465	1,203,437
2041 - 2045	911,404	8,509	919,913
2046 - 2050	447,210	1,660	448,870
2051 - 2055	350,550	-	350,550
	$6,736,744	$ 445,676	$ 7,182,420

Fiscal Years Ending September 30,	Total		
	Principal	Interest	Total
2025	$ 604,068	$ 87,176	$ 691,244
2026	592,477	72,438	664,915
2027	590,585	57,678	648,263
2028	525,124	43,767	568,891
2029	384,821	34,216	419,037
2030 - 2034	1,366,511	108,486	1,474,997
2035 - 2039	1,148,972	54,465	1,203,437
2040 - 2044	911,404	8,509	919,913
2045 - 2049	447,210	1,660	448,870
2050	350,550	-	350,550
	$6,921,722	$ 468,395	$ 7,390,117

B. Lease Liabilities

The City has entered into multiple lease agreements as lessee. The leases allow the right-to-use equipment and buildings over the term of the lease. The City is required to make both monthly and annual payments at its incremental borrowing rate or interest rate stated or implied within the leases. The City recorded right-of-use assets for Governmental Activities of $3,652,349, which are recorded in capital assets on the statement of net position. These assets had $2,723,324 in accumulated amortization for the fiscal year of 2025. The City recorded right-of-use assets for Business Activities of $2,813,713, which are recorded in capital assets on the statement of net position. These assets has $1,176,094 in accumulated amortization for the fiscal year of 2025.

The lease payables are reported with other long-term liabilities on the statement of net position. In the fiscal year 2025, the City reduced these payables by $961,866. At the ending balance of these payables at September 30, 2025 was $921,004.

The lease payables for business activities are reported with other long-term liabilities on the statement of net position. In the fiscal year 2025, the City reduced these payables by $924,552. At the ending balance of these payables at September 30, 2025 was $1,641,801.

The lease rate, term and ending lease liability are as follows:

Governmental activities	Interest Rate	Lease term years	Balance at year end
Buildings	1.6% - 2.7%	3-10	$ 892,897
Equipment	0.13 - 3.33%	4-6	28,107
Total governmental activities			$ 921,004

Business-type activities	Interest Rate	Lease term years	Balance at year end
Equipment	0.13 - 3.33%	3-10	$ 307,700
Infrastructure	0.13 - 3.33%	4-6	1,334,101
Business-type activities			$ 1,641,801

Principal and interest requirements to maturity for the lease payables at September 30, 2025, are as follows

Fiscal Years Ending September 30,2025	Governmental activities		
	Principal	Interest	Total
2026	$ 569,105	$ 11,239	$ 580,344
2027	85,662	5,402	91,064
2028	87,204	3,860	91,064
2029	78,776	2,288	81,064
2030	80,045	1,019	81,064
2031	20,212	54	20,266
	$ 921,004	$ 23,862	$ 944,866

Fiscal Years Ending September 30, 2025	Business-type Activities		
	Principal	Interest	Total
2026	$ 938,829	$ 20,091	$ 958,920
2027	702,972	5,628	708,600
	$ 1,641,801	$ 25,719	$ 1,667,520

Note 7. Subscription Based Information Technology Arrangements (SBITA)

The City has entered into multiple SBITAs that allow the right-to-use the SBITA vendor's information technology software over the subscription term. The City is required to make monthly payments at its incremental borrowing rate or the interest rate stated or implied within the SBITAs. The SBITA rate, term and ending subscription liability are as follows:

Governmental activities	Interest Rate	Lease term years	Balance at year end
Operational Software	2.36 - 3.31%	1-4	$ 2,547,434
Total governmental activities			$ 2,547,434

Business-type activities	Interest Rate	Lease term years	Balance at year end
Operational Software	3.24%	2	$ 57,375
Total Business-type activities			$ 57,375

The future principal and interest SBITA payments as of fiscal year end are as follows:

Fiscal Years Ending September 30,	Governmental Activities		
	Principal	Interest	Total
2026	$ 1,525,821	$ 7,363	$ 1,533,184
2027	1,021,613	2,325	1,023,938
	$ 2,547,434	$ 9,688	$ 2,557,122

Fiscal Years Ending September 30,	Business-type Activities		
	Principal	Interest	Total
2026	$ 25,500	$ -	$ 25,500
2027	25,500	-	25,500
2028	6,375	-	6,375
	$ 57,375	$ -	$ 57,375

The value of the subscription assets for governmental activities as of the end of the current fiscal year was $7,115,443 and had accumulated amortization of $4,033,464 The value of the subscription assets for business-type activities as of the end of the current fiscal year was $76,500 and had accumulated amortization of $19,125.

Note 8. Regulatory Asset

The City is amortizing its regulatory asset over the period which future rates are expected to recover the cost which is through 2042. Future amortization is expected to be:

Year Ending September 30,	
2026	$ 2,400,000
2027	2,400,000
2028	2,400,000
2029	2,400,000
2030	2,400,000
Thereafter	25,200,000
	$ 37,200,000

Note 9. Long-Term Liabilities

A. Overview

The following is a summary of long-term debt transactions of the City for the fiscal year ended September 30, 2025:

	Balance as of September 30, 2024	Additions	Retirements	Balance as of September 30, 2025	Due within One Year
Governmental activities					
General obligation bonds	$ 364,878,674	$ 100,355,000	$(27,188,256)	$ 438,045,418	$28,940,237
Sales tax revenue bonds	2,320,000	-	(740,000)	1,580,000	775,000
Special assessment revenue bonds	7,423,000	-	(204,000)	7,219,000	212,000
Premiums	27,880,502	3,987,223	(2,050,590)	29,817,135	2,034,477
Arbitrage	3,612,844	3,532,138	(138,157)	7,006,825	10,158
Compensated absences	12,348,087	758,063	-	13,106,150	3,930,930
Net pension liability	25,593,384	26,473,646	(28,745,806)	23,321,224	-
Other post employment benefits	4,777,356	644,009	(316,616)	5,104,749	64,061
Subscription liability	4,391,207	474,880	(2,318,653)	2,547,434	1,525,821
Lease liability	1,882,870	-	(961,866)	921,004	569,105
Total governmental activities	455,107,924	136,224,959	(62,663,944)	528,668,939	38,061,789
Business-type activities					
Revenue bonds	499,085,000	101,360,000	(14,665,000)	585,780,000	17,760,000
General obligation bonds	77,435,854	1,000,000	(7,156,276)	71,279,578	7,329,763
Premiums	37,597,454	6,213,973	(1,969,648)	41,841,779	1,731,240
Arbitrage	4,532,623	2,191,948	(1,107,068)	5,617,503	475,358
Compensated absences	3,374,195	2,238,213	(1,793,006)	3,819,402	1,426,964
Subscription liability	48,432	76,500	(67,557)	57,375	25,500
Net pension liability	7,644,778	9,710,899	(9,581,935)	7,773,742	-
Lease liability	-	2,566,352	(924,551)	1,641,801	938,829
Total business-type activities	629,718,336	125,357,885	(37,265,041)	717,811,180	29,687,654
Total long-term debt	$ 1,084,826,260	$ 261,582,844	$(99,928,985)	$ 1,246,480,119	$67,749,443

Liabilities for compensated absences, net pension liability, and other post-employment benefits that are included in governmental activities are expended primarily in the General Fund as benefits are used by the employees.

The Tax Reform Act of 1986 instituted certain arbitrage restrictions consisting of complex regulations with respect to issuance of tax-exempt bond proceeds at an interest yield greater than the interest yield paid to bondholders. Generally, all interest paid to bondholders can be retroactively rendered taxable if applicable rebates are not reported and paid to the Internal Revenue Service at least every five years for applicable bond issues. Accordingly, there is the risk that if such calculations are not performed or are not performed correctly, a liability could result. The City periodically engages an arbitrage consultant to perform the calculations in accordance with the Internal Revenue Service's rules and regulations. The City recognized an arbitrage liability of $12,624,330 as of September 30, 2025.

At September 30, 2025, there was $122,025,000 of authorized but unissued general obligation bonds. There are no authorized but unissued revenue bonds. The City is in compliance with all bond ordinances.

Fiscal Years Ending	Governmental		Business-type		Total	
September 30,	Principal	Interest	Principal	Interest	Principal	Interest
2026	$ 29,927,237	$ 48,804,202	$ 25,089,763	$ 30,426,064	$ 55,017,000	$ 79,230,266
2027	27,291,974	43,633,987	26,528,025	28,755,100	53,819,999	72,389,087
2028	25,701,186	41,488,047	27,346,810	27,733,868	53,047,996	69,221,915
2029	26,286,021	40,988,159	28,364,980	26,665,135	54,651,001	67,653,294
2030	25,506,000	39,106,872	29,050,000	25,546,414	54,556,000	64,653,286
2031-2035	128,701,000	52,256,696	136,805,000	110,414,209	265,506,000	162,670,905
2036-2040	107,745,000	28,541,564	142,655,000	78,941,108	250,400,000	107,482,672
2040 - 2044	74,827,000	12,069,935	136,030,000	43,551,019	210,857,000	55,620,954
2045 - 2049	859,000	52,530	65,980,000	19,769,106	66,839,000	19,821,636
2050 - 2054	-	-	39,210,000	3,632,062	39,210,000	3,632,062
	$ 446,844,418	$ 306,941,992	$657,059,578	$ 395,434,085	$ 1,103,903,996	$ 702,376,077

During the year ended September 30, 2025, the City issued $63,790,000 in Combination Tax & Revenue Certificates of Obligation, $37,565,000 in General Obligation bonds and $101,360,000 in Utility System Revenue bonds.

General Obligation Debt

A summary of tax-supported general obligation debt outstanding at September 30, 2025:

General Obligation - Tax Supporting	Maturity Date	Interest Rates	Original Issue Amount	Outstanding Amount
Series 2012 General Obligation Refunding Bonds	08/15/2029	3.000% - 4.000%	$ 1,016,532	$ 190,260
Series 2013 General Obligation Bonds	08/15/2032	3.000% - 3.375%	9,500,000	2,985,000
Series 2014 Combination Tax and Revenue Certificates of Obligation	08/15/2026	3.000% - 3.625%	1,825,450	96,048
Series 2014 General Obligation Bonds	08/15/2034	3.000% - 3.600%	4,800,000	2,685,000
Series 2014A General Obligation Refunding Bonds	08/15/2027	4.000%	9,709,525	1,459,395
Series 2015 Combination Tax and Revenue Certificates of Obligation - Rivery TIRZ	08/15/2035	3.000% - 4.150%	6,470,000	4,140,000
Series 2015 General Obligation Bonds	08/15/2035	3.000% - 4.000%	4,345,000	2,555,000
Series 2015A Combination Tax and Revenue Certificates of Obligation	08/15/2035	3.000% - 5.000%	3,170,000	970,000
Series 2015A General Obligation Bonds	08/15/2035	3.000% - 3.300%	11,785,000	6,820,000
Series 2015B General Obligation Refunding Bonds	08/15/2028	3.000% - 3.125%	4,042,416	311,444
Series 2016 Combination Tax and Revenue Certificates of Obligation	08/15/2036	2.000% - 5.000%	3,495,000	1,405,000
Series 2016 Combination Tax and Revenue Certificates of Obligation	08/15/2036	2.000% - 5.000%	2,980,000	1,860,000
Series 2016 General Obligation Bonds	08/15/2036	2.000% - 4.000%	12,585,000	7,885,000
Series 2016-1 Combination Tax and Revenue Certificates of Obligation - Rivery TIRZ	08/15/2036	2.000% - 5.000%	1,255,000	1,030,000
Series 2016A General Obligation Refunding Bonds	08/15/2027	2.500% - 3.000%	4,014,846	224,532
Series 2017 Combination Tax and Revenue Certificates of Obligation	08/15/2037	3.000% - 5.000%	8,655,000	4,745,000
Series 2017 General Obligation Bonds	08/15/2037	3.125% - 5.000%	8,555,000	6,090,000
Series 2017A General Obligation Refunding Bonds	08/15/2030	2.125% - 5.000%	12,375,000	6,190,000
Series 2018 Combination Tax and Revenue Certificates of Obligation	08/15/2038	3.000% - 4.000%	10,695,000	2,700,000
Series 2018 General Obligation Bonds	08/15/2038	3.000% - 5.000%	23,555,000	17,635,000
Series 2019 Combination Tax and Revenue Certificates of Obligation	08/15/2039	3.000% - 5.000%	13,785,000	9,655,000
Series 2019 General Obligation Bonds	08/15/2039	3.000% - 5.000%	4,920,000	3,910,000
Series 2020 Combination Tax and Revenue Certificates of Obligation	08/15/2035	2.240%	5,815,000	2,085,000
Series 2020 General Obligation Bonds	08/15/2035	2.290%	9,080,000	6,420,000
Series 2020A General Obligation Refunding Bonds	08/15/2031	1.200%	5,385,000	3,025,000
Series 2021 Combination Tax and Revenue Certificates of Obligation	08/15/2041	2.000% - 4.000%	9,485,000	6,880,000
Series 2021 General Obligation Bonds	08/15/2041	1.500% - 4.000%	7,520,000	6,325,000
Series 2021A General Obligation Bonds	08/15/2041	2.000% - 5.000%	25,295,000	19,545,000
Series 2021B General Obligation Refunding Bonds	08/15/2037	2.000% - 5.000%	16,437,500	13,340,000
Series 2022 Combination Tax and Revenue Certificates of Obligation	08/15/2042	3.125% - 5.000%	5,685,000	4,935,000
Series 2022 General Obligation Bonds	08/15/2042	3.600% - 5.000%	42,625,000	33,935,000
Series 2022 Limited Tax Notes	08/15/2029	3.010%	4,055,000	2,410,000
Series 2023 Combination Tax and Revenue Certificates of Obligation	08/15/2043	4.000% - 5.000%	20,680,000	18,020,000
Series 2023 General Obligation Bonds	08/15/2043	4.000% - 5.000%	30,530,000	25,095,000
Series 2024 Combination Tax and Revenue Certificates of Obligation	08/15/2044	4.000% - 5.000%	56,140,000	54,710,000
Series 2024 General Obligation Bonds	08/15/2044	4.000% - 5.000%	29,205,000	24,655,000
Series 2025 Certificates of Obligation (Appropriation)	08/15/2045	4.500% - 5.000%	20,055,000.00	20,055,000
Series 2025 General Obligation	08/15/2045	4.000% - 5.250%	34,680,000.00	34,680,000
Series 2025A General Obligation	08/15/2044	5.000%	2,885,000.00	2,885,000
Total tax supported debt				$ 364,541,679

A summary of self-supporting general obligation debt outstanding at September 30, 2025:

General obligation - self-supporting	Maturity Date	Interest Rates	Original Issue Amount	Outstanding Amount
Series 2012 General Obligation Refunding Bonds	08/15/2029	3.000% - 4.000%	$ 7,398,468	$ 1,384,740
Series 2013 Combination Tax and Revenue Certificates of Obligation	08/15/2033	3.000% - 3.250%	4,065,000	1,945,000
Series 2014 Combination Tax and Revenue Certificates of Obligation	08/15/2034	3.000% - 3.625%	474,550	273,948
Series 2014A General Obligation Refunding Bonds	08/15/2027	4.000%	2,565,475	385,605
Series 2015A Combination Tax and Revenue Certificates of Obligation	08/15/2035	3.000% - 5.000%	3,820,000	2,250,000
Series 2015B General Obligation Refunding Bonds	08/15/2028	3.000% - 3.125%	2,317,584	178,556
Series 2016 Combination Tax and Revenue Certificates of Obligation	08/15/2036	2.000% - 5.000%	10,960,000	6,870,000
Series 2016A General Obligation Refunding Bonds	08/15/2027	2.500% - 3.000%	3,495,154	195,468
Series 2017 Combination Tax and Revenue Certificates of Obligation	08/15/2037	3.000% - 5.000%	5,750,000	4,000,000
Series 2017A General Obligation Refunding Bonds	08/15/2029	2.125% - 5.000%	565,000	260,000
Series 2018 Combination Tax and Revenue Certificates of Obligation	08/15/2038	3.000% - 4.000%	145,000	110,000
Series 2019 Combination Tax and Revenue Certificates of Obligation	08/15/2039	3.000% - 5.000%	6,530,000	5,155,000
Series 2020 Combination Tax and Revenue Certificates of Obligation	08/15/2035	2.240%	5,395,000	3,815,000
Series 2021 Combination Tax and Revenue Certificates of Obligation	08/15/2041	2.000% - 4.000%	12,915,000	11,035,000
Series 2021A Combination Tax and Revenue Certificates of Obligation	08/15/2041	2.000% - 5.000%	21,015,000	17,895,000
Series 2021A Combination Tax and Surplus Revenue Public Property Finance Contractual Obligation	02/15/2031	1.730%	48,025,000	29,990,000
Series 2021B General Obligation Refunding Bonds	08/15/2032	2.000% - 5.000%	537,500	345,000
Series 2022 Combination Tax and Revenue Certificates of Obligation	08/15/2042	3.125% - 5.000%	4,765,000	4,560,000
Series 2023 Combination Tax and Revenue Certificates of Obligation	08/15/2043	4.000% - 5.000%	5,135,000	4,805,000
Series 2024 Combination Tax and Revenue Certificates of Obligation	08/15/2044	4.000% - 5.000%	5,715,000	5,595,000
Series 2025 Certificates of Obligation (Appropriation)	08/15/2045	4.500% - 5.000%	43,735,000	43,735,000
Total self-supported debt				144,783,317
Grand total outstanding general obligation debt as of September 30, 2025				$ 509,324,996
This amount is reported in the government-wide statements of activities as:				
Governmental activities				$ 438,045,418
Business-type activities				71,279,578
				$ 509,324,996

B. Sales Tax Revenue Debt – Georgetown Transportation Enhancement Corporation

A summary of sales tax revenue debt outstanding at September 30, 2025 follows:

	Maturity Date	Interest Rates	Original Issue Amount	Outstanding Amount
Sales tax revenue debt				
Series 2015 Senior Lien Sales Tax Revenue Refunding Bonds	08/15/2027	4.000% - 5.000%	7,755,000	$ 1,580,000
Total outstanding sales tax revenue debt				$ 1,580,000

C. Special Assessment Revenue Debt – Parks at Westhaven Public Improvement District

	Maturity Date	Interest Rates	Original Issue Amount	Outstanding Amount
Special assessment revenue debt				
Series 2022 Special Assessment Revenue Bonds	09/15/2047	3.625% - 4.250%	7,681,000	$ 7,219,000
Total special assessment revenue debt				$ 7,219,000

D. Discretely Presented Component Unit

Georgetown Economic Development Corporation (GEDCO) participated in the City's issuance of $18,690,000 Combination Tax and Revenue Certificates of Obligation, Series 2016 and is obligated to pay the City its portion of the principal and interest for the certificates, through 2036. Additionally, GEDCO has received a loan from the Water Services Fund as part of a tri-party agreement for economic development.

Repayment of GEDCO's outstanding long-term liabilities is as follows at September 30, 2025:

Fiscal Years Ending September 30,	GEDCO Principal	GEDCO Interest
2026	$ 221,392	$ 58,736
2027	199,360	52,728
2028	155,000	47,581
2029	160,000	43,900
2030	160,000	39,900
2031-2035	890,000	116,350
2036	195,000	5,850
	$ 1,980,752	$ 365,045

E. Revenue Debt

A summary of revenue bonds outstanding at September 30, 2025:

	Maturity Date	Interest Rates	Original Issue Amount	Outstanding Amount
Utility revenue debt				
Series 2014 Utility System Revenue Refunding Bonds	08/15/2027	3.000% - 4.000%	$ 11,855,000	$ 1,185,000
Series 2014A Utility System Revenue Bonds	08/15/2031	3.000% - 3.200%	5,350,000	2,250,000
Series 2014B Utility System Revenue Bonds	08/15/2023	2.750% - 4.000%	13,000,000	4,070,000
Series 2015 Utility System Revenue Bonds	08/15/2035	3.000% - 3.750%	10,920,000	6,425,000
Series 2016 Utility System Revenue Bonds	08/15/2036	2.000% - 4.000%	9,620,000	6,045,000
Series 2016A Utility System Revenue Refunding Bonds	08/15/2028	4.000%	6,925,000	1,460,000
Series 2017 Utility System Revenue and Refunding Bonds	08/15/2037	3.000% - 5.000%	27,915,000	17,735,000
Series 2018 Utility System Revenue Bonds	08/15/2038	3.000% - 4.000%	6,510,000	4,780,000
Series 2020 Utility System Revenue Bonds	08/15/2035	1.950%	14,430,000	10,120,000
Series 2020A Utility System Revenue Refunding Bonds	08/15/2029	1.350%	6,225,000	2,930,000
Series 2022A Utility System Revenue Bonds	08/15/2052	4.250% - 5.250%	220,380,000	210,330,000
Series 2023 Utility System Revenue Bonds	08/15/2053	5.000% - 5.250%	105,195,000	100,145,000
Series 2024 Utility System Revenue Bonds	08/15/2054	4.000% - 5.000%	117,450,000	116,945,000
Series 2025 Utility System Revenue Bonds	08/15/2055	5.000% - 5.250%	101,360,000	101,360,000
		Total	$ 657,135,000	$ 585,780,000

All net revenues of the electric and water services system are pledged for the payment of debt service for the revenue bonds. Net revenues, as defined by the various bond ordinances, include income and revenues derived from the operation of the system, after deduction of the amount necessary to pay all operating, maintenance, replacement, and betterment charges of the system.

These bond ordinances require that the net revenues, as defined, equal at least 1.35 times the average annual debt service on all revenue bonds. The City complied with this requirement at September 30, 2025.

Note 10. Defined Benefit Pension Plan

A. Plan Description

The City participates as one of 934 plans in the nontraditional, joint contributory, hybrid defined benefit pension plan administered by the Texas Municipal Retirement System (TMRS). TMRS is an agency created by the State of Texas and administered in accordance with the TMRS Act, Subtitle G, Title 8, Texas Government Code (the TMRS Act) as an agent multiple-employer retirement system for municipal employees in the State of Texas. The TMRS Act places the general administration and management of the System with a six-member Board of Trustees. Although the Governor, with the advice and consent of the Senate, appoints the Board, TMRS is not fiscally dependent on the State of Texas. TMRS's defined benefit pension plan is a tax-qualified plan under Section 401 (a) of the Internal Revenue Code. TMRS issues a publicly available annual comprehensive financial report that can be obtained at www.tmrs.com.

All eligible employees of the city are required to participate in TMRS.

B. Benefits Provided

TMRS provides retirement, disability, and death benefits. Benefit provisions are adopted by the governing body of the City, within the options available in the state statutes governing TMRS.

At retirement, the benefit is calculated as if the sum of the employee's contributions, with interest, and the city-financed monetary credits with interest were used to purchase an annuity. Members may choose to receive their retirement benefit in one of seven actuarially equivalent payments options. Members may also choose to receive a portion of their benefit as a Partial Lump Sum Distribution in an amount equal to 12, 24, or 36 monthly payments, which cannot exceed 75% of the member's deposits and interest.

A summary of plan provisions for the City are as follows:

Employee deposit rate	7%
Matching ratio (City to employee)	2 to 1
Years required for vesting	5
Service retirement eligibility	20 years at any age, 5 years at age 60 and above
Updated Service Credit	100% Repeating
Annuity Increase to retirees	30% of CPU Repeating

C. Employees Covered by Benefit Terms

At the December 31, 2024 valuation and measurement date, the following employees were covered by the benefit terms:

Retirees or beneficiaries currently receiving benefits	322
Inactive employees entitled to but not yet receiving benefits	420
Active employees	927
	1,669

D. Contributions

The contribution rates for employees in TMRS are either 5%, 6%, or 7% of employee gross earnings, and the city matching percentages are either 100%, 150%, or 200%, both as adopted by the governing body of the city. Under the state law governing TMRS, the contribution rate for each city is determined annually by the consulting actuary, using the Entry Age Normal (EAN) actuarial cost method. The actuarially determined rate is the estimated amount necessary to finance the cost of benefits earned by employees during the year, with an additional amount to finance any unfunded accrued liability.

Employees for the City of Georgetown were required to contribute 7% of their annual gross earnings during the fiscal year. The contribution rates for the City of Georgetown were 13.2% and 12.47% calendar years 2025 and 2024 respectively. The City's contributions to TMRS for the year ended September 30, 2025 were $11,671,683 and were equal to the required contributions.

E. Net Pension Liability

The City's Net Pension Liability (NPL) was measured as of December 31, 2024, and the Total Pension Liability (TPL) used to calculate the Net Pension Liability was determined by an actuarial valuation as of that date.

Actuarial Assumptions
The Total Pension Liability in the December 31, 2024 actuarial valuation was determined using the following actuarial assumptions:

Inflation	2.5% per year
Salary increases	3.60% to 11.85% including inflation
Investment rate of return	6.75%, net of pension plan investment expense, including inflation

Salary increases are based on a service-related table. Mortality rates for active members are based on the PUB(10) mortality tables with 110% of the Public Safety table used for males and 100% of the General Employee table used for females. Mortality rates for healthy retirees and beneficiaries are based on the Gender-distinct 2019 Municipal Retirees of Texas mortality tables. Male rates are multiplied by 103% and female rates are multiplied by 105%. The rates for actives, healthy retirees and beneficiaries are projected on a fully generational basis by the most recent Scale MP-2021 to account for future mortality improvements. For disabled annuitants, the same mortality tables for healthy retirees are used with a 4-year set-forward for males and a 3-year set-forward for females. In addition, a 3.5% and 3.0% minimum mortality rate is applied, for males and females respectively, to reflect the impairment for younger members who become disabled. The rates are projected on a fully generational basis by the most recent Scale MP2021 to account for future mortality improvements subject to the 3% floor.

The actuarial assumptions were developed primarily from the actuarial investigation of the experience of TMRS over the four-year period from December 31, 2018 to December 31, 2022. The assumptions were adopted in 2023 and first used in the December 31, 2023, actuarial valuation. The post-retirement mortality assumption for Annuity Purchase Rates (APRs) is based on the Mortality Experience Investigation Study covering 2009 through 2011 and dated December 31, 2013. Plan assets are managed on a total return basis with an emphasis on both capital appreciation as well as the production of income to satisfy the short-term and long-term funding needs of TMRS.

The long-term expected rate of return on pension plan investments was determined by best estimate ranges of expected returns for each major asset class. The long-term expected rate of return is determined by weighting the expected return for each major asset class by the respective target asset allocation percentage. The target allocation and best estimates of real rates of return for each major asset class in fiscal year 2025 are summarized in the following table:

Asset Class	Target Allocation	Long-term Expected Real Rate of Return (Arithmetic)
Global public equity	35.0%	7.10%
Core fixed income	6.0%	5.00%
Non-core fixed income	6.0%	6.80%
Hedge funds	5.0%	6.40%
Private equity	13.0%	8.50%
Private debt	13.0%	8.20%
Real estate	12.0%	6.70%
Hedge funds	6.0%	6.00%
Other public and private markets	4.0%	7.30%
Total	100.0%	

Discount Rate

The discount rate used to measure the Total Pension Liability was 6.75%. The projection of cash flows used to determine the discount rate assumed that employee and employer contributions will be made at the rates specified in statute. Based on that assumption, the pension plan's Fiduciary Net Position was projected to be available to make all projected future benefit payments of current active and inactive employees. Therefore, the long-term expected rate of return on pension plan investments was applied to all periods of projected benefit payments to determine the Total Pension Liability.

Changes in Net Pension Liability

	Increase (Decrease)		
	Total Pension Liability (a)	Plan Fiduciary Net Position (b)	Net Pension Liability (a) - (b)
Balance at December 31, 2023	$ 246,394,103	$ 213,155,941	$ 33,238,162
Changes for the year			
Service cost	13,850,310	-	13,850,310
Interest	16,855,698	-	16,855,698
Difference between expected and actual experience	5,333,174	-	5,333,174
Contributions - employer	-	10,323,478	(10,323,478)
Contributions - employee	-	5,795,109	(5,795,109)
Net investment income	-	22,209,156	(22,209,156)
Benefit payments, including refund of employee contributions	(7,210,432)	(7,210,432)	-
Administrative expense	-	(142,043)	142,043
Other changes	-	(3,322)	3,322
Net changes	28,828,750	30,971,946	(2,143,196)
Balance at December 31, 2024	$ 275,222,853	$ 244,127,887	$ 31,094,966

Sensitivity of the Net Pension Liability to Changes in the Discount Rate

The following presents the net pension liability of the City, calculated using the discount rate of 6.75%, as well as what the City's net pension liability would be if it were calculated using a discount rate that is one-percentage-point lower (5.75%) or one-percentage-point higher (7.75%) than the current rate:

	1% Decrease in Discount Rate (5.75%)	Discount Rate (6.75%)	1% Increase in Discount Rate (7.75%)
City's net pension liability	$ 73,040,115	$ 31,094,966	$ (3,262,328)

F. Pension Plan Fiduciary Net Position

Detailed information about the pension plan's Fiduciary Net Position is available in a separately issued TMRS financial report. That report may be obtained on the Internet at www.tmrs.com.

G. Pension Expense and Deferred Outflows of Resources and Deferred Inflows of Resources Related to Pensions

For the year ended September 30, 2025, the City recognized pension expense of $12,848,535.

At September 30, 2025, the City reported deferred outflows of resources and deferred inflows of resources related to pensions from the following sources:

	Deferred Outflows of Resources	Deferred Inflows of Resources
Differences between expected and actual economic experience	$ 9,796,368	$ 58,744
Changes in actuarial assumptions	164,184	-
Difference in projected and actual investment earnings	-	2,859,658
Contributions subsequent to the measurement date	9,112,415	-
Total	$ 19,072,967	$ 2,918,402

Deferred outflows of resources related to pensions resulting from contributions subsequent to the measurement date of $9,112,415 will be recognized as a reduction of the net pension liability for the measurement year ending December 31, 2025 (i.e., recognized in the city's financial statements September 30, 2025). Other amounts reported as deferred outflows and inflows of resources related to pensions will be recognized in pension expense as follows:

Measurement Years Ended December 31,	
2025	$ 2,473,107
2026	4,539,157
2027	(902,799)
2028	319,136
2029	613,549
	$ 7,042,150

Note 11. Other Post-Employment Benefits (OPEB)

A. Post-Employment Healthcare Plan

Plan Description and Benefits Provided
In addition to the pension benefits described in the previous note, the City has established a medical insurance benefit plan for retirees, which is a single employer defined benefit medical plan (the Retiree Medical Plan). The Retiree Medical Plan does not issue a publicly available financial report. Eligible retirees will be provided medical insurance benefits at a set premium rate annually. Eligible retirees may also cover their eligible dependents. Retirees are responsible for paying the premiums. A retiree is defined as someone who retires from the City and receives benefit payments. The City will stop insurance coverage on the retiree and dependent on the last day of the month when one of the following occurs:

1. The retiree reaches age 65; or
2. The retiree fails to submit the required set premium rate.

No assets are accumulated in a trust that meets the criteria in paragraph 4 of GASB Statement No. 75.

The following employees were covered by the benefit terms as of December 31, 2024.

Retirees or beneficiaries	6
Inactive employees, nonretired members	-
Active members	857
	863

Total OPEB Liability
The City's total OPEB liability was measured as of December 31, 2024 and was determined by an actuarial valuation as of December 31, 2024.

Actuarial Assumptions and Other Inputs
The total OPEB liability in the December 31, 2024 actuarial valuation, measured as of December 31, 2024, was determined using the following actuarial assumptions and other inputs, applied to all periods included in the measurement, unless otherwise specified:

Actuarial cost method	Individual entry-age normal
Discount rate	4.08%
Inflation	2.5% per year
Salary increases	3.6% to 11.85%, including inflation
Demographic assumptions	Based on the December 31, 2022 experience study conducted for the Texas Municipal Retirement System (TMRS).
Mortality	For healthy retirees, the gender-distinct 2019 Municipal Retirees of Texas mortality tables are used. Male rates are multiplied by 103% and female rates are multiplied by 105%. The rates are projected on a fully generational basis using the ultimate mortality improvement rates in the
Health care trend rates	Initial rate of 7.20% declining to an ultimate rate of 4.25% after 15 years.
Participation rates	25% for retirees with age at least 50 at retirement;0% for retirees with age less than 50 at retirement;20% of retirees were assumed to elect two-person coverage.

Changes in the Total OPEB Liability

	Increase (Decrease) Total OPEB Liability
Balance at December 31, 2023	$ 3,183,573
Changes for the year	
Service cost	357,160
Interest	126,170
Difference between expected and actual experience	(27,793)
Changes of assumptions	(106,377)
Benefit payments	(30,946)
Net changes	318,214
Balance at December 31, 2024	$ 3,501,787

Changes of Assumptions
Changes of assumptions reflect a change in the discount rate from 3.77% as of December 31, 2023 to 4.08% as of December 31, 2024.

Sensitivity of the Total OPEB Liability to Changes in the Discount Rate and Healthcare Cost Trend Rates
The following presents the total OPEB liability of the City, calculated using the discount rate of 4.08%, as well as what the City's total OPEB liability would be if it were calculated using a discount rate that is 1 percentage point lower or 1 percentage point higher than the current rate.

	1% Decrease in Discount Rate (3.08%)	Discount Rate (4.08%)	1% Increase in Discount Rate (5.08%)
Total OPEB liability	$ 3,855,865	$ 3,501,787	$ 3,181,205

The following presents the total OPEB liability of the City, calculated using the current healthcare cost trend rates as well as what the City's total OPEB liability would be if it were calculated using trend rates that are 1 percentage point lower or 1 percentage point higher than the current trend rates.

	1% Decrease in Healthcare Cost Rate	Healthcare Cost Rate	1% Increase in Healthcare Cost Rate
Total OPEB liability	$ 3,042,060	$ 3,501,787	$ 4,049,851

OPEB Expense and Deferred Outflows of Resources and Deferred Inflows of Resources Related to OPEB

OPEB Expense	Fiscal Year Ended September 30, 2025
Service cost	$ 357,160
Interest	126,170
Recognition of Current Year Inflow	(13,435)
Amortization of Prior Year Inflow	(18,696)
Expense	$ 451,199

As of September 30, 2025, the deferred inflows and outflows of resources are as follows:

	Deferred Outflows of Resources	Deferred Inflows of Resources
Differences between expected and actual economic experience	$ 455,556	$ 473,766
Changes in actuarial assumptions	473,764	927,537
Contributions subsequent to the measurement date	51,504	-
Total	$ 980,824	$ 1,401,303

Amounts currently reported as deferred outflows of resources and deferred inflows of resources related to other postemployment benefits will be recognized in OPEB expense as follows:

Year Ending September 30,	
2026	$ (32,131)
2027	(32,131)
2028	(35,663)
2029	(39,269)
2030	(44,148)
Thereafter	(288,641)
	$ (471,983)

B. Life Insurance Benefits

Plan Description and Benefits Provided

TMRS administers a defined benefit group-term life insurance plan known as the Supplemental Death Benefits Fund (SDBF). This is a voluntary program in which participating member cities may elect, by ordinance, to provide group-term life insurance coverage for their active members, including or not including retirees. It is considered to be a single-employer plan. The City elected, by ordinance, to provide group-term life insurance coverage to both current and retired employees. The City may terminate coverage under and discontinue participation in the SDBF by adopting an ordinance before November 1 of any year to be effective the following January 1.

The death benefit for active employees provides a lump-sum payment approximately equal to the employee's annual salary (Calculated based on the employee's actual earnings, for the 12-month period preceding the month of death). The death benefit for retirees is considered an OPEB and is a fixed amount of $7,500. As the SDBF covers both active and retiree participants, with no segregation of assets, the SDBF is considered to be an unfunded OPEB plan (i.e., no assets are accumulated).

Inactive employees currently receiving benefits	242
Inactive employees entitled to but not yet receiving benefits	132
Active employees	927
	1,301

Contributions

Valuation. The rate is equal to the cost of providing one-year term life insurance. The funding policy for the SDBF program is to assure that adequate resources are available to meet all death benefit payments for the upcoming year. The intent is not to pre-fund retiree term life insurance during employee's entire careers. The contribution rates for the City of Georgetown were 0.21% in calendar year 2024 and 0.17% in calendar year 2025 respectively. The City's contributions to the TMRS SDBF for the year ended September 30, 2025 were $161,172, which equaled the required contributions.

Total OPEB Liability

The City's total OPEB liability was measured as of December 31, 2024 and was determined by an actuarial valuation as of that date.

Actuarial Assumptions

The City's total OPEB liability in the December 31, 2024 valuation was determined using the following actuarial assumptions:

Inflation	2.50% per year
Salary increases	3.60% to 11.85%, including inflation
Discount rate	4.08%
Retirees' share of benefit related costs	$0
Administrative expenses	All administrative expenses are paid through the Pension Trust and accounted for under reporting requirements of GASB Statement No. 68.
Mortality rates - service retirees	2019 Municipal Retirees of Texas Mortality Tables. Male rates are multiplied by 103% and female rates are multiplied by 105%. The rates are projected on a fully generational basis by the most recent Scale MP-2021 (with immediate convergence).
Mortality rates - disabled retirees	2019 Municipal Retirees of Texas Mortality Tables with a 4 year setforward for males and a 3 year set-forward for females. In addition, a 3.5% and 3% minimum mortality rate will be applied to reflect the impairment for younger members who become disabled for males and females, respectively. The rates are projected on a fully generational basis by the most recent Scale MP-2021 (with immediate convergence) to account for future mortality improvements subject to the floor.

The discount rate was based on the Fidelity Index's "20-Year Municipal GO AA Index" rate as of December 31, 2024.

The actuarial assumptions used in the December 31, 2024 valuation were based on the results of an actuarial experience study for the period December 31, 2018 to December 31, 2022.

Changes in the Total OPEB Liability

	Increase (Decrease) Total OPEB Liability
Balance at December 31, 2023	$ 1,593,783
Changes for the year	
Service cost	99,345
Interest	61,334
Difference between expected and actual experience	(19,050)
Changes of assumptions	(99,335)
Benefit payments	(33,115)
Net changes	9,179
Balance at December 31, 2024	$ 1,602,962

Due to the SDBF being considered an unfunded OPEB plan under GASB 75, benefit payments are treated as being equal to the employer's yearly contributions for retirees. Changes in assumptions are a result of the change in municipal bond index rate from the previous year.

Sensitivity of the Total OPEB Liability to Changes in the Discount Rate
The following presents the total OPEB liability of the City, calculated using the discount rate of 4.08%, as well as what the City's total OPEB liability would be if it were calculated using a discount rate that is one percentage-point lower (3.08%) or one percentage-point higher (5.08%) than the current rate:

	1% Decrease in Discount Rate (3.08%)	Discount Rate (4.08%)	1% Increase in Discount Rate (5.08%)
Total OPEB liability	$ 1,955,292	$ 1,602,962	$ 1,331,779

OPEB Expense and Related Deferred Outflows of Resources and Deferred Inflows of Resources
For the year ended September 30, 2025, the City recognized OPEB expense of $116,769.

At September 30, 2025, the City reported deferred outflows of resources related to OPEB from the following sources:

	Deferred Outflows of Resources	Deferred Inflows of Resources
Differences between expected and actual economic experience	$ 12,361	$ 41,134
Changes in actuarial assumptions	280,049	626,968
Contributions subsequent to the measurement date	118,072	-
Total	$ 410,482	$ 668,102

Deferred outflows of resources related to OPEB resulting from contributions subsequent to the measurement date of $118,072 will be recognized as a reduction of the OPEB liability for the measurement year ending December 31, 2024 (i.e., recognized in the County's financial statements September 30, 2025). Other amounts reported as deferred outflows and inflows of resources related to OPEB will be recognized in pension expense as follows:

Year Ending September 30,	
2025	$ (52,918)
2026	(45,349)
2027	(68,880)
2028	(98,756)
2029	(94,932)
Thereafter	(14,857)
	$ (375,692)

The City's total OPEB liability, expense, and related deferred outflows of resources and deferred inflows of resources for both plans for the year ended September 30, 2025 were as follows:

OPEB liability	$ 5,104,749
Deferred outflows of resources	1,391,306
Deferred inflows of resources	2,069,405
OPEB expense	567,968

Note 12. Tax Abatements

The City of Georgetown has two programs for property tax abatements – a Property Tax Abatement Program and a Historic Tax Exemption Program.

Property Tax Abatement Program

Effective in December 2021, the City council approved a Property Tax Abatement Policy to negotiate certain tax abatements for Economic Development purposes as allowable under Texas Property Redevelopment and Tax Abatement Act, Texas Tax Code 312 as amended.

This act allows certain jurisdictions to provide property tax abatements for economic purposes including business relocation, retention, and expansion. The City must designate the property project area as a reinvestment zone by ordinance following the notice and public hearing required by law. The City Council will adopt an ordinance to designate the required reinvestment zone and a resolution to approve terms and conditions of a tax abatement. The City Council will then enter into a tax abatement agreement with the owner and/or tenant of the applicable property pursuant to Chapter 312 of the Texas Tax Code. The agreement shall contain the terms and conditions required by law and will provide for the repayment or recapture of abated taxes in the event of termination by the City for an uncured breach or default of the tax abatement agreement. No tax abatement agreement shall exceed ten (10) years. For the fiscal year ended September 30, 2025, $412,143 in taxes were abated under this program.

Historic Tax Exemption Program

Effective Sept. 26, 2023, the City Council approved this program by authority under Article 8, Section 1-f of the Texas Constitution and Section 11.24 of the Texas Tax Code as amended. The City Council has designated the Downtown Overlay District and Old Town Overlay District as historically significant sites for this program. The Program is effective beginning Jan. 1, 2024 and expires Jan. 1, 2027 unless extended by ordinance by the City Council. This tax exemption only applies to the City's portion of property taxes by reducing the value of the historic property.

This Program is to encourage preservation of historically significant structures as part of the City of Georgetown's stewardship of the Historic Overlay Districts, provide a link to the past through preservation of the built environment and maintain the look and feel that makes the City of Georgetown an attractive place to live, and recognize the investments made by historic homeowners in the City of Georgetown, who have additional design requirements for home improvement projects under the Historic District Design Guidelines to preserve the unique character of these neighborhoods.

Properties must meet the eligibility criteria and follow all procedures outlined in the ordinance in order to receive the property tax exemption. This includes completing the application process, submitting the completed Williamson Central Appraisal District (WCAD) exemption application, demonstrating completion of the project and compliance with program requirements, and receiving a final inspection of the historic property by authorized City staff. City staff will take a list of recommended eligible properties to the City Council for approval in June each year. Upon approval by Council, City staff will provide the list to the WCAD by the July 1 deadline and notify property owners of the approval. Property owners must then enter into an agreement with the City that sets out the terms and conditions of the exemption. Thereafter, the property owner must complete the appropriate documentation and make the annual exemption application to the WCAD in order to be entitled to the exemption for that tax year.

For the fiscal year ended September 30, 2025, $1,246 were abated under this program.

Note 13. Risk Management

Health Benefits – On January 1, 2014, the City began a self-funded insurance program for provision of employee health insurance. In fiscal year 2019, the City made contributions to cover 83% of the employees' costs for medical plan premiums. The employees authorized payroll withholdings to pay the remainder contributions for themselves, and their family members, if elected.

In accordance with state statute, the City maintains a catastrophic loss insurance policy (stop-loss policy), which reimburses the City for annual claims totaling over $150,000 per covered individual. For the fiscal year ended 2025, $1,218,799 in stop-loss payments were received by the City. The City made no significant reductions in insurance coverage and no settlements have exceeded insurance coverage for the 2025 fiscal year. The City's contributions for the self-insurance during the year totaled $13,554,808. Estimates of claims payable and of claims incurred but not reported at September 30, 2025 are reflected as accrued expenses of the fund. The liabilities include an amount for claims that have been incurred but were not reported until after September 30, 2025. Because actual claims liabilities depend on such complex factors such as inflation, changes in legal requirements, and damage awards, the process used in computing claims liability is an estimate that could materially change when the claims are ultimately finalized.

Analysis of claims liability for the fiscal year 2025 is as follows:

Unpaid claims, beginning of year	$	744,276
Incurred claims		12,550,287
Claim payments		(12,249,563)
Unpaid claims, end of year	$	1,045,000

Note 14. Deferred Compensation Plan

The City offers its employees a deferred compensation plan in accordance with Internal Revenue Code Section 457. The plan, available to all City employees, permits them to defer a portion of their salary until future years. Participation in the plan is optional. The deferred compensation is not available to employees until termination, retirement, death or an unforeseeable emergency.

Note 15. Commitments and Contingencies

A. Wholesale Power Agreements

The City of Georgetown currently has the following Wholesale Power Purchase Agreements with the following counter parties:

- American Electric Power (AEP), through January 7, 2029
- Boralex US Energy/Spinning Spur Three LLC, through 2035
- Clearway Energy, Inc /Buckthorn Westex LLC, through 2043

B. Brazos River Authority (BRA) Water Contracts

Effective September 1, 2001, the City revised its previous water availability agreements with the BRA to further plan for future water needs and to standardize the pricing to a system-wide rate. The effective system-wide rate for Lake Georgetown Water and Lake Stillhouse Hollow Water fiscal year beginning September 1, 2025, is $106.00 per acre-foot and for Colorado River Basin for fiscal year beginning September 1, 2025, is $103.13 per acre-foot. The City paid a total of $4,968,698 for water during the fiscal year. The City has three separate agreements with the BRA as follows:

Lake Georgetown Water – This agreement, effective September 1, 2001, and expiring August 31, 2050, requires BRA to make available to the City 6,720 acre-feet of water per year at BRA's system wide rate. The City paid $712,320 for water under this agreement in fiscal year 2025.

Lake Stillhouse Hollow Water – This agreement, effective September 1, 2001, and expiring August 31, 2040, requires BRA to make available to the City 38,987 acre-feet of water per year at BRA's system wide rate. The City paid $4,132,622 for water under this agreement in fiscal year 2025.

Colorado River Basin – This agreement, effective July 1, 2020, and expiring August 31, 2030, requires BRA to make available to the City 1,200 acre-feet of water per calendar year based on the Total LCRA Water Rate under the LCRA contract with the BRA. The City paid $123,756 for water under this agreement in fiscal year 2025.

C. Brazos River Authority – Williamson County Regional Raw Water Line Agreement

The City is a party to an agreement dated June 30, 1986, with the Brazos River Authority (BRA), City of Round Rock, Jonah Water Special Utility District, and Chisholm Trail Special Utility District (CTSUD). The Brazos River Authority designed, constructed, owns, and operates a pipeline to transport water from Lake Stillhouse Hollow to Lake Georgetown to benefit the parties in the agreement. Total project construction cost for the raw water line was approximately $40,000,000. In 2007, BRA refunded a portion of the original $89,000,000 in debt, leaving approximately $69,000,000 outstanding debt, including principal and interest. Each participant agreed to pay for the annual cost of debt and operations of the line. The City's obligation is $50,500,000, including principal and interest, to be repaid annually through 2032. The amount for fiscal year 2025 was $2,038,489.

The following schedule reflects the principal and interest portion of the City's obligation:

Years Ending September 30,	
2026	$ 2,030,105
2027	2,015,618
2028	2,011,450
2029	2,016,185
2030	2,010,597
2031-2032	1,014,564
	$ 11,098,519

As part of the CTSUD acquisition that occurred on September 12, 2014, the City assumed the ownership interest and related obligations of CTSUD's portion of this project.

D. EPCOR Groundwater Reservation Agreement

In August of 2023, the City of Georgetown entered into an agreement with EPCOR to reserve 39,399 acre-feet per year of EPCOR's existing permitted groundwater rights. The City also contracted to secure rights for up to an additional 30,601 acre-feet per year of groundwater. The reservation fee rate is $155 per acre-feet. While this agreement expired during fiscal year 2025, the City paid $3 million under this agreement.

E. Georgetown Village Public Improvement District

In 1999, the City of Georgetown created the Georgetown Village Public Improvement District No. 1, pursuant to Chapter 372 of the Texas Local Government Code. The City is required to construct and provide operation, repair, and maintenance of parks, recreational facilities, alleyways, lighting, landscaping and related improvements to the district that are above the standards that are met elsewhere in the City. Property owners are assessed an annual maintenance assessment of $0.12 per $100 valuation. Assessment revenue of $558,801 was recognized for 2025. As of September 30, 2025, $528,594 of costs associated with the Georgetown Village Public Improvement District have been reimbursed.

F. Cimarron Hills Public Improvement District

In May 2000, the City and Paloma Cimarron Hills, L.P. entered into a development agreement for a 606 home, 813-acre subdivision within the City's Extraterritorial Jurisdiction (ETJ). As part of this agreement, the City created the Cimarron Hills PID to reimburse the developer for costs of certain infrastructure improvements. Each lot within the development is assessed an annual fee based on its type of usage. The City also collects a per unit transportation fee which will be used to fund necessary roadway improvements and bridge crossings in the area. PID assessment collection began in 2002. In 2025, PID assessments were $293,616. Administrative expenses related to the collection of assessments were $9,900 and paid from current year collections. The assessments and related disbursements are recorded in the Custodial Fund.

G. Parks at Westhaven Public Improvement District

In March 2021, the City of Georgetown created the Parks at Westhaven PID, pursuant to Chapter 372 of the Texas Local Government Code, and concurrently approved a Financing and Reimbursement Agreement relating to the construction of authorized improvements, the levy of assessments, the reimbursement of Landowner for the actual costs of the authorized improvements directly from the assessments or from proceeds of special revenue bonds secured by the assessments. A Service and Assessment Plan was also approved which includes the "Assessment Roll" outlining the annual installment for each assessment to begin being collected in fiscal year 2022. For the year ending September 30, 2025, total revenues were $649,314 primarily made up of PID assessments of $597,107. Total expenditures were $550,825 primarily made up of administrative fees of $44,160 and debt service costs of $506,665.

H. Bluffview Public Improvement District (PID)

On March 22, 2022, the City of Georgetown created the Bluffview PID, pursuant to Chapter 372 of the Texas Local Government Code. For the year ending September 30, 2025, total revenues were $0.00 primarily made up of PID assessments. Total expenditures were $0.00 primarily made up of administration fees.

I. Gateway Tax Increment Reinvestment Zone (TIRZ)

This was established in November 2006 to fund improvements needed for redevelopment of the Williams Drive gateway area. A master plan for the area was developed in 2006, with implementation planned for future years. For the year ending September 30, 2025, total revenues were $141,852 with total expenditures of $467,051.

J. Downtown Tax Increment Reinvestment Zone (TIRZ)

This was established in 2004 to fund improvements in the downtown overlay district to assist in funding the downtown master plan. For the year ending September 30, 2025, total revenues were $739,777 with total expenditures of $320,068.

K. Rivery Park Tax Increment Reinvestment Zone (TIRZ)

This was established in 2008 to fund a convention center/hotel complex, as well as an expansion to Rivery Park. In January 2014, the City entered into agreements for a 220-room Sheraton hotel and conference center at the 32-acre Rivery site for the development of the Summit at Rivery Park (Rivery) project. This project includes a 16,000 square-foot conference center that can accommodate up to 4,500 people and a public parking garage. The project includes retail stores, restaurant sites, single-family homes, and multifamily residences for a total project investment of $150,000,000 including $65,000,000 for the hotel, conference center, and parking garage. Private investors funded most of the project costs.

A total of $16,800,000 in future City and County property taxes generated at the site is being used to reimburse the City and the developer for the cost of the hotel and conference center, parking garage, and other public improvements. This includes $12,500,000 of investments by the City and its related entities including GEDCO and GTEC.

The City and Williamson County agreed to reimburse up to $25,000,000 for the project. The City will contribute 100% and Williamson County will contribute 80% of their respective incremental ad valorem tax valuation generated at the 32-acre site to fund the project. The City will remit half of the 1% City sales tax generated at the site to Williamson County as part of the agreement. The City received and verified additional improvement costs allowable for reimbursement per Section 5.4.3 of the first amended and restated master development agreement. The City has acknowledged the $3,500,000 obligation to the developer for these improvements and has included this reimbursement in future cash flows. For the year ending September 30, 2025, total revenues were $1,120,932 with total expenditures of $1,117,811.

L. Wolf Lakes Tax Increment Reinvestment Zone (TIRZ)

In December 2018, the City created the Wolf Lakes TIRZ on164 acres located at the northwest corner of Interstate 35 and University Ave (SH29), bounded by Wolf Ranch Parkway to the west and the River Hills subdivision to the north. The purpose of the TIRZ is to provide economic and qualitative benefits be facilitating a program of public improvements. The development includes a grocery store, medical facility, and apartments.

The City and Williamson County agreed to reimburse up to $130,000,000 for public improvement projects in the TIRZ. The City will contribute 70% of their respective incremental ad valorem tax valuation generated up to $100,000,000 and Williamson County will contribute 50% of their respective incremental ad valorem tax valuation generated up to $30,000,000. For the year ending September 30, 2025, total revenues were $504,826 with expenditures of $0.00.

M. North Georgetown Tax Incremental Reinvestment Zone (TIRZ)

In December 2021, the City created the North Georgetown TIRZ consisting of 224 acres located along IH35, north of the Highway 195 intersection. The purpose of the TIRZ is to finance public infrastructure needed to develop the site for industrial and commercial use in partnership with the Developer over a fifteen (15) year period. Beginning in 2024, the City will contribute 60% of the incremental tax increase in years 1-5, 55% in years 2-10, and 50% in years 11-15. The last contribution will be in 2038. The maximum reimbursement to the developer is $8.5 million or the end of the 15 year period, whichever comes first. For the year ending September 30, 2025, total revenues were $73,136 with expenditures of $0.00

N. Chapter 552 Infrastructure Financing Reimbursement Agreement

In August 2014, the City entered into a Chapter 552 Infrastructure Financing/Reimbursement Agreement for the Hillwood Wolf Ranch Development Project. This agreement is one of several associated with this project which included the City's consent to the creation of an In-City Municipal Utility District (MUD) to finance the costs of various improvements. This Chapter 552 agreement, allowable under Chapter 552 of the Local Government Code, facilitates the reimbursement of up to $25,000,000 to the MUD for construction of specified public improvements within the Hillwood Wolf Ranch development. The annual repayment amount is funded from City ad valorem tax revenues received by the City for property within the MUD at a rate of $0.15 /per $100 assessed valuation. The terms of this Chapter 552 Agreement continue until dissolution of the MUD or the date on which the City pays the maximum reimbursement amount of $25,000,000, whichever occurs first. Reimbursements were made in FY2025 totaling $1,389,204.

O. Economic Development Agreements

Citigroup
In November 2019, the City entered into a 380 economic development retention agreement with Citigroup Technology, Inc for Retention Electric Rate Grant for the retention of an all-inclusive electric rate not subject to periodic adjustments for energy used. This agreement begins November 1st, 2019 and ended November 1st, 2024.

In November 2019, the City also entered into a 380 economic development expansion agreement with Citigroup Technology, Inc to provide both Property Tax Grant and Sales Tax Grants. The Property Tax Grant provides 50% of the City's ad-valorem taxes in excess of the required $275,000,000 assessed improvement value, not to exceed 5 tax years. The Sales Tax Grant shall be equal to 25% of the general fund 1% sales tax receipts in excess of the base sales tax requirements of $1,250,000 per year. There were not any payments to Citigroup by the City in FY2025.

Costco
In December 2019, the City, GEDCO and GTEC entered into economic development agreements with Costco Wholesale Corporation to encourage the capital investment of at least $20,000,000 and to offset the costs of the development and construction of the improvements.

In December 2019, the City also entered into a 380 economic development agreement with Costco Wholesale Corporation. The Sales Tax Grant for the 380 agreement provides reimbursement of 50% of the general fund 1% sales tax generated by Costco Wholesale Corporation up to a maximum of $2,000,000 or 10 years whichever comes first. Costco was paid $187,017 in FY2025.

CelLink
In March 2022, GEDCO entered into a ten (10) year economic development agreement with CelLink Corporation for Infrastructure and employment grants. This agreement was amended in Sept. 2023 for clarification regarding certain dates in the original agreement. The Maximum Infrastructure grants shall not exceed $2,500,000 for capital investments by CelLink of $80 million by the fifth anniversary date of the Commencement date. The Maximum Employment grants shall not exceed $525,000. There were not any infrastructure grant payments in FY2025. CllLink was paid the employment grant of $47,000 in FY2025.

Also in March 2022, the City, Titan Gateway35, and CelLink entered into a ten (10) year tax abatement agreement to abate fifty percent (50%) of Titan Gateway35's taxable value of the land and improvements and seventy-five percent (75%) of CelLink's tangible personal property for the ten-year period. The tax abatement begins 2024. There were not any payments to Titan Gateway35 or CelLink in FY2025.

GAF Energy
In July 2022, GEDCO entered into a ten (10) year economic development agreement with GAF Energy LLC for employment grants. The maximum employment grants shall not exceed $395,000. No employment grants were paid in FY2025.

Also, in July 2022, the City, Longhorn Junction Owner LP, and GAF Energy LLC entered into a ten (10) year tax abatement agreement to abate fifty percent (50%) of Longhorn Junctions' taxable value of the land and improvements and seventy-five percent (75%) of GAF Energy's tangible personal property for the ten-year period. The tax abatement begins 2024. No payments were made in FY2025.

Jackson Shaw
In January 2022, GTEC and JSACQ Georgetown LP entered into an economic development agreement to extend FM972, a major arterial westward from IH35. The total capital investment by JSACQ will be $24 million. The maximum infrastructure grants shall not exceed $4,600,000. Construction shall commence on or before March 2023 and should complete within twenty-four months. No infrastructure grant installments were paid in FY2025.

In January 2022, the City and JSACQ Georgetown LP entered into an economic development agreement for infrastructure improvement grants to be located in the North Georgetown TIRZ. JSACQ intends to make capital investments of $24 million. The maximum reimbursement for the infrastructure is $8.5 million. With 2024 being the first-year incremental tax increases are to be made to the TIRZ, no payments were made in FY2025.

Loram Technologies
In March of 2021, GEDCO entered a ten (10) year economic development agreement with Loram Technologies, Inc., for employment grants. The maximum employment grants shall not exceed $300,000. The company is open for business. No employment grants were paid in FY25.

In March of 2021GEDCO entered into an economic development agreement with Loram Technologies, Inc., to encourage the capital investment of at least $12,000,000 and to offset the actual costs incurred and paid by the company for design and construction of the infrastructure and shall not exceed $500,000. Commencement of construction of the project shall occur on or before July I, 2023, to cause completion of construction of the project to occur within twenty-four (24) months thereafter. The company is open for business. Paid $500,000 Infrastructure Grant payment FY2025 for work completed in FY2025.

August 2022 GTEC entered into economic development agreements with Loram Technologies, Inc., to encourage the capital investment of at least $12,000,000 and to offset the costs of the design and construction of Austin Avenue adjacent to the Land; and (ii) right-hand and left-hand turn lanes at the driveway from Austin Avenue into the Land, as required by TXDOT, and shall not exceed $600,000. Construction shall commence on or before May 31, 2023, and should be completed within twenty-four months. The company is open for business. The City paid $520,774 Infrastructure Grant payment for work completed FY2025.

P. Garey Park Trust

In June 2014, the City entered into a memorandum of understanding (MOU) whereby Alan Jack Garey donated his 525-acre ranch and home, on the conditions that the property shall be used exclusively as a public park and recreational facility for the benefit of all residents of the City of Georgetown and surrounding areas. The Garey's deeded 321.45 acres of land to the Texas Parks and Recreation Foundation, in trust for the benefit of the City. All the land is now in the City of Georgetown's name. We have accepted operations and maintenance for the park. Garey Park opened in June 2018. With the passing of Mr. Garey in 2022, the City received an additional $1,000,000 from his estate for a Memorial Pavilion in Garey Park. Additional improvements to Garey Park in the future are also included in Mr. Garey's will and will be reimbursed by the estate in accordance with that document.

Q. Grants

Amounts received or receivable from grantor agencies, principally the federal government, are subject to audit and adjustment by the agencies. Any disallowed claims, including amounts already collected, may constitute a liability of the applicable funds. The amount, if any, of expenditures which may be disallowed by the grantor cannot be determined at this time, although the City expects such amounts, if any, to be immaterial.

R. Litigation

The City is involved in various legal actions in which claims of varying amounts are being asserted against the City. The City follows the practice of providing for these claims only when they become probable and reasonably determinable in amount.

In November 2024, the City of Georgetown and PLW Waterworks, LLC entered into a settlement agreement and general release to resolve any and all claims regarding the ongoing dispute between the two parties concerning additional compensation and schedule relief. In the settlement agreement, the parties agreed to a confidential monetary settlement which has been recorded as a liability as of September 30, 2024. Payment to PLW Waterworks, LLC pursuant to this settlement was made in December 2024.

In the opinion of City management, no other lawsuit outcomes will have a material adverse effect on the City's financial position.

S. Construction Contracts

Encumbrances on construction projects in progress as of September 30, 2025, are approximately $78,965,214 for Governmental Funds and approximately $105,944,398 for Enterprise Fund.

Note 16. Energy Risk Management

The City of Georgetown's Energy Risk Management (ERM) Policy supports the advancement of its strategic business plan and management of its energy risks. This Policy governs all energy and basis (congestion) hedging activities. The Energy Risk Management Policy, along with the supporting policies (Credit policy, Hedge policy, Trading Authority policy, and Trading Sanctions policy), outline specific responsibilities and guidelines to manage the financial risk related to volumetric and congestion exposure to spot market energy prices associated with serving its load obligations.

Consistent with the ERM, the City has entered into power supply agreements with counterparties to hedge against volumetric and congestion exposure to spot market energy prices. These contracts meet the definition of a derivative instrument as defined by GASB Statement No. 53, Accounting and Reporting for Derivative Instruments (GASB 53). However, these contracts meet the normal purchases and sales exemption of GASB 53 as the City intends to use the physical commodity in its normal utility operations to supply energy to its customers. Accordingly, these contracts are not within the scope of GASB 53 and are not recorded on the City's Statement of Net Position.

A. Risks

Credit Risk. The City's over-the-counter agreements for natural gas and energy expose the City to credit risk. In the event of default, the City's operations will not be materially affected. However, the City does not expect the counterparties to fail to meet their obligations. The City maintains contracts with contractual provisions under the EEI (Edison Electric Institute) and EPC (Energy Procurement Contract) agreements.

Termination Risk. Termination risk is the risk that a derivative will terminate prior to its scheduled maturity date due to a contractual event. Contractual events include illegality, tax and credit events upon merger and other events. The City's exposure to termination risk for over-the counter agreements is minimal due to the high credit rating of the counterparties, and the contractual provisions under the EEI and EPC agreements applied to these contracts. Termination risk is associated with all of the City's derivatives up to their fair value of the instrument.

Netting Arrangements. The City enters into netting arrangements whenever it has entered into more than one derivative transaction with counterparty. Under the terms of these arrangements, should one party become insolvent or otherwise default on its obligations, close-out netting provisions permit the non-defaulting party to accelerate and terminate all outstanding transactions and net the transaction's fair values so that a single sum will be owed by or owed to the non-defaulting party.

THIS PAGE INTENTIONALLY LEFT BLANK.

GEORGETOWN
TEXAS
more than welcome

Required Supplementary Information

Texas Municipal Retirement System – Schedule of Changes in Net Pension Liability and Related Ratios

	Measurement 2024	Measurement 2023	Measurement 2022	Measurement 2021	Measurement 2020	Measurement 2019	Measurement 2018	Measurement 2017	Measurement 2016	Measurement 2015
Total pension liability										
Service cost	$ 13,850,310	$ 12,124,068	$ 10,257,378	$ 9,188,441	$ 8,420,259	$ 7,773,892	$ 7,418,271	$ 6,897,077	$ 6,387,917	$ 5,660,967
Interest	16,855,698	15,021,715	13,607,232	12,549,653	11,539,794	10,571,618	9,700,878	8,852,731	8,051,567	7,402,393
Difference between expected and actual experience	5,333,174	5,865,638	2,932,938	(97,013)	221,322	(273,287)	(511,751)	231,554	486,906	903,470
Changes of assumptions	-	180,454	-	-	-	529,624	-	-	-	1,980,757
Benefit payments	(7,210,432)	(6,559,330)	(6,991,840)	(6,023,584)	(5,185,596)	(3,977,775)	(3,792,957)	(3,560,669)	(3,063,090)	(2,491,010)
Net change in total pension liability	28,828,750	26,632,545	19,805,708	15,617,497	14,995,779	14,624,072	12,814,441	12,420,693	11,863,300	13,456,577
Total pension liability - beginning	246,394,103	219,761,558	199,955,850	184,338,353	169,342,574	154,718,502	141,904,061	129,483,368	117,620,068	104,163,491
Total pension liability - ending (a)	$ 275,222,853	$246,394,103	$219,761,558	$199,955,850	$184,338,353	$169,342,574	$154,718,502	$141,904,061	$129,483,368	$117,620,068
Plan fiduciary net position										
Contributions - employer	$ 10,323,478	$ 9,021,358	$ 7,800,790	$ 6,966,809	$ 6,220,242	$ 5,912,566	$ 5,725,188	$ 5,323,953	$ 4,630,015	$ 4,371,324
Contributions - employee	5,795,109	5,171,754	4,375,481	3,917,118	3,589,635	3,384,157	3,229,347	3,009,880	2,798,414	2,592,095
Net investment income	22,209,156	21,385,818	(14,133,018)	21,769,442	11,455,944	19,503,600	(3,736,957)	14,606,240	6,398,399	132,967
Benefit payments	(7,210,432)	(6,559,330)	(6,991,840)	(6,023,584)	(5,185,596)	(3,977,775)	(3,792,957)	(3,560,669)	(3,063,089)	(2,491,010)
Administrative expense	(142,043)	(135,681)	(122,037)	(100,533)	(74,002)	(110,028)	(72,138)	(75,638)	(72,218)	(80,978)
Other	(3,322)	(947)	145,626	690	(2,887)	(3,307)	(3,767)	(3,833)	(3,891)	(4,000)
Net change in plan fiduciary net position	30,971,946	28,882,972	(8,924,998)	26,529,942	16,003,336	24,709,213	1,348,716	19,299,933	10,687,630	4,520,398
Plan fiduciary net position - beginning	213,155,941	184,272,969	193,197,967	166,668,025	150,664,689	125,955,476	124,606,760	105,306,827	94,619,197	90,098,799
Plan fiduciary net position - ending (b)	244,127,887	213,155,941	184,272,969	193,197,967	166,668,025	150,664,689	125,955,476	124,606,760	105,306,827	94,619,197
Net pension liability - ending (a) - (b)	$ 31,094,966	$ 33,238,162	$ 35,488,589	$ 6,757,883	$ 17,670,328	$ 18,677,885	$ 28,763,026	$ 17,297,301	$ 24,176,541	$ 23,000,871
Plan fiduciary net position as a percentage of total pension liability	88.70%	86.51%	83.85%	96.62%	90.41%	88.97%	81.41%	87.81%	81.33%	80.44%
Covered payroll	$ 82,787,266	$ 73,882,195	$ 62,506,871	$ 55,958,835	$ 51,280,503	$ 48,345,099	$ 46,133,526	$ 42,892,268	$ 39,775,322	$ 37,121,089
Net pension liability as a percentage of covered payroll	37.56%	44.99%	56.78%	12.08%	34.46%	38.63%	62.35%	40.33%	60.78%	61.96%

Texas Municipal Retirement System – Schedule of Contributions

	September 30, 2025	September 30, 2024	September 30, 2023	September 30, 2022	September 30, 2021	September 30, 2020	September 30, 2019	September 30, 2018	September 30, 2017	September 30, 2016
Actuarially determined contribution	$ 11,671,683	$ 10,061,635	$ 8,690,069	$ 7,816,986	$ 6,220,243	$ 5,912,566	$ 5,900,133	$ 5,682,270	$ 5,172,343	$ 4,519,980
Contributions in relation to the actuarially determined contribution	11,671,683	10,061,635	8,690,069	7,816,986	6,220,243	5,912,566	5,900,133	5,682,270	5,172,343	4,519,980
Contribution deficiency (excess)	$ -	$ -	$ -	$ -	$ -	$ -	$ -	$ -	$ -	$ -
Covered payroll	$ 89,977,780	$ 81,079,056	$ 70,823,263	$ 62,674,395	$ 51,280,503	$ 48,345,099	$ 48,020,769	$ 45,293,424	$ 39,775,322	$ 37,121,089
Contributions as a percentage of covered payroll	12.97%	12.41%	12.27%	12.47%	12.13%	12.23%	12.29%	12.55%	13.00%	12.18%

Notes to TMRS Schedules

TMRS schedules are intended to show information for ten years, and future years' information will be displayed as it becomes available.

Valuation Date
Actuarial determined contribution rates are calculated as of December 31 and become effective in January, 13 months later.

Methods and Assumptions Used to Determine Contribution Rates:

Actuarial cost method	Entry age normal
Amortization method	Level percentage of payroll, closed
Remaining amortization period	21 Years (longest amortization ladder)
Asset valuation method	10 year smoothed market, 12.00% soft corridor
Inflation	2.50%
Salary increases	3.60% to 11.85%, including inflation
Investment rate of return	6.75%
Retirement age	Experience-based table of rates that vary by age. Last updated for the 2023 valuation pursuant to an experience study of the period ending 2022.

There were no benefit changes during the year.

Post-employment Healthcare Plan – Schedule of Changes in the OPEB Liability and Related Ratios*

	Measurement 2024	Measurement 2023	Measurement 2022	Measurement 2021	Measurement 2020	Measurement 2019	Measurement 2018	Measurement 2017
Total OPEB liability								
Service cost	$ 357,160	$ 332,119	$ 359,751	$ 259,569	$ 207,540	$ 154,054	$ 144,760	$ 128,392
Interest	126,170	131,047	67,437	63,940	76,619	84,088	73,344	74,997
Difference between expected and actual experience	(27,793)	(554,506)	2,621	672,121	2,910	65,680	4,261	-
Changes of assumptions	(106,377)	251,201	(732,856)	(434,670)	223,522	286,037	(90,006)	106,325
Benefit payments	(30,946)	(91,919)	(132,958)	(153,062)	(98,425)	(95,554)	(77,104)	(63,836)
Net change in total OPEB liability	318,214	67,942	(436,005)	407,898	412,166	494,305	55,255	245,878
Total OPEB liability - beginning	3,183,573	3,115,631	3,551,636	3,143,738	2,731,572	2,237,267	2,182,012	1,936,134
Total OPEB liability - ending	$ 3,501,787	$ 3,183,573	$ 3,115,631	$ 3,551,636	$ 3,143,738	$ 2,731,572	$ 2,237,267	$ 2,182,012
Covered-employee payroll	$ 85,018,162	$ 73,882,195	$ 62,506,871	$ 60,184,157	$ 51,280,503	$ 48,345,099	$ 46,133,526	$ 40,193,300
Total OPEB liability as a percentage of covered-employee payroll	4.12%	4.31%	4.98%	5.90%	6.13%	5.65%	4.85%	5.43%

*Schedules will include 10 years of information as it becomes available.

Note: There are no plan assets accumulated in a trust that meets the criteria in paragraph 4 of GASB Statement No. 75.

Life Insurance Benefits – Schedule of Changes in the OPEB Liability and Related Ratios*

	Measurement 2024	Measurement 2023	Measurement 2022	Measurement 2021	Measurement 2020	Measurement 2019	Measurement 2018	Measurement 2017
Total OPEB liability								
Service cost	$ 99,345	$ 88,659	$ 150,016	$ 134,301	$ 107,689	$ 72,518	$ 83,040	$ 64,338
Interest	61,334	57,992	39,281	38,215	41,334	41,595	37,420	34,993
Difference between expected and actual experience	(19,050)	(10,194)	20,041	(7,653)	(19,570)	(6,941)	(25,887)	-
Changes of assumptions	(99,335)	84,543	(854,304)	75,056	278,682	262,118	(93,944)	100,531
Benefit payments	(33,115)	(29,553)	(25,003)	(22,384)	(5,128)	(4,835)	(4,613)	(4,289)
Net change in total OPEB liability	9,179	191,447	(669,969)	217,535	403,007	364,455	(3,984)	195,573
Total OPEB liability - beginning	1,593,783	1,402,336	2,072,305	1,854,770	1,451,763	1,087,308	1,091,292	895,719
Total OPEB liability - ending	$ 1,602,962	$ 1,593,783	$ 1,402,336	$ 2,072,305	$ 1,854,770	$ 1,451,763	$ 1,087,308	$ 1,091,292
Covered payroll	$ 82,787,266	$ 75,762,072	$ 68,267,213	$ 55,958,835	$ 51,280,503	$ 48,345,099	$ 46,133,526	$ 42,892,268
Total OPEB liability as a percentage of covered payroll	1.94%	2.10%	2.05%	3.70%	3.62%	3.00%	2.36%	2.54%

*Schedules will include 10 years of information as it becomes available.

Note: There are no plan assets accumulated in a trust that meets the criteria in paragraph 4 of GASB Statement No. 75

Combining and Individual Fund Financial Statements and Schedules

Special Revenue Funds
Special Revenue Funds (SRFs) are used to account for proceeds of specific revenue sources that are legally restricted to expenditures for specified purposes. The City of Georgetown utilizes multiple SRFs to provide an extra level of transparency and accountability to the taxpayers.

American Rescue Plan – This SRF was created to account for the grant funds received from the American Rescue Plan program.

Council Discretionary – This SRF was created in July 2015 and includes the projected year-end General Fund balance not allocated in the budget. These funds will be expended at the direction of the City Council for specific one-time purposes.

Conservation – is dedicated to energy efficiency programs and projects, and is supported solely by the Conservation Fee charged monthly to all City of Georgetown electric customers on their utility bills. This fee is used to maintain compliance with House Bill 3693, which calls for enhancement of existing energy efficiency programs and strengthening of statutory requirements, as well as, to promote more electric demand management by customers. Specific programs supported by the Conservation SRF include Home Energy Audits, Weatherization Programs, and the LED Light Bulb Exchange Program.

Court Fees – includes the following SRFs:

- Court Security Fund
- Court Technology Fund
- Court Child Safety Fund
- Juvenile Case Manager Fund
- Municipal Jury Fund

The **Court Security Fund** is used to account for the receipt and expenditure of court costs related to security personnel and equipment.

The **Court Technology Fund** is used to finance the purchase or maintenance of technological enhancements for the Municipal Court.

Court Child Safety Fund is used to fund school crossing guard programs or other safety activities. All funds are governed by State statute.

The **Juvenile Case Manager Fund** is used for the receipt and expenditure of a court fee that is collected for a juvenile case manager. The fund is to finance the salary, benefits, training, travel expenses, office supplies, and other necessary expenses of the juvenile case manager, as outlined by statute.

The **Municipal Jury Fund** is used to fund juror reimbursements and otherwise finance jury services. Other costs related to jury services could include the cost of mailing jury summons and food and beverages provided to jurors during service.

Development includes the following SRFs:

- Permitting Fund
- Community Development Block Grant (CDBG) Fund
- Main Street Façade Fund

The **Permitting Fund's** source is technology fees charged to builders and property owners. These fees support the MyPermitNow system which is a comprehensive electronic permit, inspection, and tracking system for all types of construction projects. This system allows for efficient and improved customer service for both the internal and external customers by providing real time online permit information to customers.

The **CDBG Fund** is financed through the US Department of Housing and Urban Affairs Division. CDBG funds are administered through Williamson County and fund infrastructure improvements, such as sidewalks in eligible geographic areas.

The **Main Street Façade Fund** accounts for grants distributed by the Main Street Board for the improvement of commercial facades in the Downtown Overlay District. Revenue sources include General Fund contributions and fund raising efforts by the Main Street Board.

Fire Fund revenue is derived from inspections and billing insurance carriers for fire protection services. These funds are used to purchase fire equipment and special needs. Revenues are also used to help fund fire prevention needs and public education

Library – accounts for the receipt and expenditure of restricted donations such as memorials and gifts for a designated library purchase or program.

Parks – includes the following funds:

- Tree Fund
- Parks Restricted Fund
- Parkland Dedication
- Cemetery Fund
- Garey Park Improvement Fund

The **Tree Fund** is financed by fees assessed when development projects remove trees. These funds are used to plant, prune, irrigate, maintain, and fund other associated tree activities in City parks, or other City-owned property.

The **Parks Restricted Fund** is used to account for transfers in, donations, and grants. Funds are used for equipment replacement for parks.

The **Parkland Dedication Fund** was established through the Parkland Dedication Ordinance. When new residential developments are built, the developer is required to dedicate land or pay a fee in lieu of dedication. When a fee is paid, the money is set aside to be used in a restricted zone near the development. The funds must be used for parks and recreation improvements such as new playgrounds, new parks, new trails, or to buy parkland.

The **Cemetery Fund** pays for the ongoing maintenance of the City's cemeteries. Revenues are generated from plot sales and maintenance fees. In addition, the City Council committed to transfer money in from the General Fund to plan for long-term maintenance.

The **Garey Park Improvement Fund** is used to account for the capital expenditures related to Garey Park improvements and the reimbursement revenue managed by the Chisholm Trail Foundation.

PEG Fee – The **Public, Education, and Government (PEG) Fund** is used to account for the receipt and expenditure of PEG fees collected through cable providers that are legally restricted for capital expenditures related to the City's cable access channel.

Police – includes the following funds:

- Police Seizures Fund
- Abandoned Vehicle Fund
- Animal Services Fund

The **Police Seizures Fund** is used to account for properties and revenues seized by the Georgetown Police Department. Federal and Texas State Law requires the funds only be used for a defined set of law enforcement purposes such as law enforcement training, crime prevention awareness programs, asset accounting and tracking, and witness-related costs. Purchases of police equipment and facilities equipment are also permitted under state law.

The **Abandoned Vehicle Fund** is used to track costs and related revenues for vehicles that have been impounded and are later auctioned.

The **Animal Services Fund** accounts for donations received from various sources and is used for items and projects that are related to the capital and service needs of the animal shelter.

Public Improvement Districts (PIDs) – includes the following funds:

- Village PID Fund
- Wolf Ranch PID Fund
- Parks at Westhaven PID Fund
- Bluffview PID Fund
- Preserve at Water Oak PID Fund

The **Village PID Fund** accounts for taxes collected from property assessments in the Georgetown Village PID Tax District. The revenue is used for basic maintenance of parks and open spaces of less than one acre. Basic maintenance of parks one acre and larger are maintained by the City of Georgetown and is not paid for by the PID. Revenue is also used for landscape, nature trails and pedestrian walkways, park benches, trash containers, and entry signs and other similar signs.

The **Wolf Ranch PID Fund** was created to account for the collection of debt service incurred by the issuance of $10,500,000 in sales tax revenue bonds which were used to complete the IH 35 frontage in front of the Wolf Ranch development site.

The **Parks at Westhaven PID Fund** was created to account for the collection of assessments and payment of expenses and subsequent debt to reimburse the developer for authorized improvements approved in the Financing and Reimbursement agreement.

The **Bluffview PID Fund** was created to account for the collection of assessments and payment of expenses and subsequent debt to reimburse the developer for authorized improvements approved in the Financing and Reimbursement agreement.

The **Preserve at Water Oak PID Fund** was created to account for the collection of assessments and payment of expenses and subsequent debt to reimburse the developer for authorized improvements approved in the Financing and Reimbursement agreement.

The **Sidewalks Fund** was created to account for the collection of fees and payment of expenses related to sidewalk improvement projects.

The **Streets Sales Tax Fund** accounts for the receipt and expenditure of revenues collected from the quarter-cent sales tax approved by the citizens in November 2001 under Texas House Bill 445. The funds are required to be spent on maintenance of streets that were in existence at the time of adoption of the tax. This tax was most recently reauthorized by voters in November of 2022.

The **Streetlights Fund** accounts for the costs associated with providing and maintaining street lighting throughout the City. The fund supports payments to utility providers and covers ongoing maintenance and operational expenses for public streetlights. It is funded primarily through a flat monthly fee assessed to all utility customers within the city limits. The Streetlight Fund ensures consistent, safe, and reliable lighting infrastructure across Georgetown's neighborhoods and roadways.

Tax Increment Reinvestment Zones (TIRZ) – accounts for public improvements within an area that will generate private-sector development. The tax base is frozen at a predevelopment level and the increases in taxes derived from increases in assessed valuations are used to retire bonds originally issued for the development or to leverage future growth in the assigned areas. TIRZ includes the following funds:

- Downtown TIRZ
- Rivery TIRZ
- Gateway TIRZ
- Wolf Lakes TIRZ
- North Georgetown TIRZ

The **Downtown TIRZ** was created by Ordinance No. 2004-77 and covers approximately 66 (+/-) acres, located entirely in Williamson County and within the corporate limits of the City. This fund is used to account for the development and redevelopment of downtown Georgetown into a mixed use, pedestrian-oriented environment, consistent with the goals of the City's Downtown Master Plan.

The **Rivery TIRZ** was created by Ordinance No. 2011-91, and the duration is through December 31, 2041. This fund is to help provide a financing vehicle necessary to facilitate a program of public improvements to allow and encourage the development of a hotel and conference center, enhance the overall park experience, the establishment of single and multifamily residential development, and commercial/retail space.

The **Gateway TIRZ** was created by Ordinance No. 2006-204, and the duration is through December 31, 2031. This fund is to help finance a program of public improvements to allow and encourage the development and redevelopment of the Williams Drive Gateway area into a mixed use, pedestrian oriented environment, consistent with the goals of the City's Williams Drive Gateway Redevelopment Plan.

The **Wolf Lakes TIRZ** was created by Ordinance No. 2018-76 and the duration is through December 31, 2049. The fund is to provide economic and qualitative benefits by facilitating a program of public improvements on the northwest corner of IH-35 and its intersection with SH-29.

The **North Georgetown TIRZ** was created by Ordinance No. 2021-94 and consisting of 224 acres located along IH35, north of Highway 195 intersection. The duration is through December 31, 2038. The fund is to finance public infrastructure needed to develop the site for industrial and commercial use in partnership with the Developer.

Tourism – accounts for the receipt and expenditure of funds received by the City from the assessment of the 7% Hotel Occupancy Tax for hotel stays within the City. Eligible expenses are defined by state law and include operating a visitor center, promotion of local cultural sites, and historic preservation.

City of Georgetown, Texas
Combining Balance Sheet
Nonmajor Governmental Funds
September 30, 2025

	American Rescue Plan	Council Discretionary	Conservation	Court Fees	Development	Fire	Library Restricted
ASSETS							
Cash and cash equivalents	$ 182,552	$ 1,566,037	$ 554,248	$ 121,576	$ 621,264	$ 729,645	$ 43,619
Cash and cash equiv. - restricted	-	-	-	-	-	-	-
Investments	237,108	2,034,049	719,886	157,908	806,930	947,699	56,654
Accounts receivable, net							
Property tax	-	-	-	-	-	-	-
Sales tax	-	-	-	-	-	-	-
Grants	-	-	-	-	22,395	-	-
Other	-	-	32,314	-	-	562,409	-
Due from other funds	-	-	-	-	-	-	-
TOTAL ASSETS	$ 419,660	$ 3,600,086	$ 1,306,448	$ 279,484	$ 1,450,589	$ 2,239,753	$ 100,273
LIABILITIES AND FUND BALANCE							
Accounts payable	$ 419,660	$ -	$ 7,500	$ 3,422	$ 9,629	$ 65	$ -
Due to other funds	-	800,000	-	-	-	-	-
Unearned revenue	-	-	-	-	-	554,915	-
Total liabilities	419,660	800,000	7,500	3,422	9,629	554,980	-
DEFERRED INFLOWS - PROPERTY TAXES	-	-	-	-	-	-	-
FUND BALANCE							
Restricted	-	-	-	276,062	-	-	-
Committed	-	2,800,086	1,298,948	-	1,440,960	1,684,773	100,273
Total fund balance	-	2,800,086	1,298,948	276,062	1,440,960	1,684,773	100,273
TOTAL LIABILITIES, DEFERRED INFLOWS, AND FUND BALANCE	$ 419,660	$ 3,600,086	$ 1,306,448	$ 279,484	$ 1,450,589	$ 2,239,753	$ 100,273

Parks	PEG Fees	Police	Public Improvement Districts	Sidewalk	Street Sales Tax	Streetlight	Tax Increment Reinvestment Zones	Tourism	Total
$10,021,286	$ 382,253	$ 276,221	$ 631,811	$ 69,643	$ 3,776,600	$ -	$ 1,676,016	$ 1,635,414	$22,288,185
-	-	-	835,184	-	-	-	-	-	835,184
13,016,153	496,490	358,770	820,627	90,456	4,905,239	-	2,176,894	2,124,159	28,949,022
-	-	-	16,868	-	-	-	-	-	16,868
-	-	-	-	-	1,123,285	-	-	-	1,123,285
-	-	-	-	-	-	-	-	-	22,395
3,859,238	32,497	-	847,974	-	-	102,998	-	171,330	5,608,760
-	-	-	-	-	-	-	-	525	525
$26,896,677	$ 911,240	$ 634,991	$ 3,152,464	$ 160,099	$ 9,805,124	$ 102,998	$ 3,852,910	$ 3,931,428	$58,844,224
$ 4,008,622	$ -	$ 5,062	$ 69,503	$ -	$ 731,049	$ 23,002	$ -	$ 54,097	$ 5,331,611
-	-	15,459	587,299	-	-	-	-	-	1,402,758
443,688	-	-	271,480	-	-	-	-	-	1,270,083
4,452,310	-	20,521	928,282	-	731,049	23,002	-	54,097	8,004,452
-	-	-	16,868	-	-	-	-	-	16,868
22,444,367	911,240	614,470	2,207,314	160,099	9,074,075	79,996	3,852,910	3,877,331	43,497,864
-	-	-	-	-	-	-	-	-	7,325,040
22,444,367	911,240	614,470	2,207,314	160,099	9,074,075	79,996	3,852,910	3,877,331	50,822,904
$26,896,677	$ 911,240	$ 634,991	$ 3,152,464	$ 160,099	$ 9,805,124	$ 102,998	$ 3,852,910	$ 3,931,428	$58,844,224

City of Georgetown, Texas

Combining Statement of Revenues, Expenditures, and Changes in Fund Balance – Nonmajor Governmental Funds
For the Fiscal Year Ended September 30, 2025

	American Rescue Plan	Council Discretionary	Conservation	Court Fees	Development	Fire	Library Restricted
REVENUES							
Property tax/assessments	$ -	$ -	$ -	$ -	$ -	$ -	$ -
Sales tax	-	-	-	-	-	-	-
Franchise tax	-	-	-	-	-	-	-
Other taxes	-	-	-	-	-	-	-
Charges for services	-	-	484,249	-	160,455	590,003	16
Fines and forfeitures	-	-	-	69,028	-	-	-
Donations and grants	2,525,994	-	-	-	67,166	5,700	133,424
Investment income	42,731	119,617	56,524	11,759	62,897	65,776	4,220
Other revenue	-	-	-	43,146	97,872	67,279	-
Total revenues	2,568,725	119,617	540,773	123,933	388,390	728,758	137,660
EXPENDITURES							
Culture / recreation	-	-	-	-	-	-	183,015
Development	-	-	-	-	130,406	-	-
Fire services	-	-	-	-	-	181,043	-
General government	-	-	1,189	-	85,385	-	-
Highways and streets	-	-	-	-	-	-	-
Police	-	-	-	55,937	-	-	-
Environmental services	-	-	162,543	-	-	-	-
Capital outlay	3,407,740	-	-	116	-	-	57,596
Debt service - principal retirement	-	-	-	-	-	-	-
Debt service - interest and fiscal charges	-	-	-	-	-	-	-
Total expenditures	3,407,740	-	163,732	56,053	215,791	181,043	240,611
EXCESS (DEFICIENCY) OF REVENUES OVER EXPENDITURES	(839,015)	119,617	377,041	67,880	172,599	547,715	(102,951)
OTHER FINANCING SOURCES (USES)							
Transfers in	-	1,000,000	-	-	15,000	-	-
Transfers out	-	(1,457,192)	(88,506)	(25,000)	-	(125,000)	-
Total other financing sources (uses)	-	(457,192)	(88,506)	(25,000)	15,000	(125,000)	-
Net change in fund balance	(839,015)	(337,575)	288,535	42,880	187,599	422,715	(102,951)
Fund balances, beginning of period	839,015	3,137,661	1,010,413	233,182	1,253,361	1,262,058	203,224
FUND BALANCES, end of period	$ -	$ 2,800,086	$ 1,298,948	$ 276,062	$1,440,960	$1,684,773	$ 100,273

Parks	PEG Fees	Police	Public Improvement Districts	Sidewalks	Street Sales Tax	Streetlight	Tax Increment Reinvestment Zones	Tourism	Total
$ -	$ -	$ -	$ 558,801	$ -	$ -	$ -	$ 1,775,334	$ -	$ 2,334,135
-	-	-	-	-	7,037,641	-	-	-	7,037,641
-	96,087	-	-	-	-	-	-	-	96,087
-	-	-	597,107	-	-	-	-	2,181,192	2,778,299
4,165,908	-	185	-	-	-	1,328,219	-	-	6,729,035
-	-	124,551	-	-	-	-	-	-	193,579
10,782,171	-	341,700	84,453	20,736	-	-	-	133,795	14,095,139
1,094,793	38,198	23,020	45,690	6,563	472,184	17,895	155,228	152,120	2,369,215
-	-	-	1,261	-	-	-	649,961	172,074	1,031,593
16,042,872	134,285	489,456	1,287,312	27,299	7,509,825	1,346,114	2,580,523	2,639,181	36,664,723
683,990	-	-	204,743	-	-	-	-	1,733,019	2,804,767
-	-	-	-	-	-	-	-	-	130,406
-	-	-	-	-	-	-	-	-	181,043
-	-	-	174,964	-	152	1,266,118	510,127	-	2,037,935
-	-	-	40,190	-	-	-	-	-	40,190
-	-	135,888	-	-	-	-	-	-	191,825
-	-	-	-	-	-	-	-	-	162,543
10,565,284	13,014	-	232,052	-	8,459,605	-	16,000	-	22,751,407
-	-	-	151,333	-	-	-	-	-	151,333
-	-	-	355,333	-	-	-	-	-	355,333
11,249,274	13,014	135,888	1,158,615	-	8,459,757	1,266,118	526,127	1,733,019	28,806,782
4,793,598	121,271	353,568	128,697	27,299	(949,932)	79,996	2,054,396	906,162	7,857,941
75,000	-	-	-	-	-	-	-	-	1,090,000
(1,046,892)	-	-	-	-	-	-	(1,378,803)	(213,069)	(4,334,462)
(971,892)	-	-	-	-	-	-	(1,378,803)	(213,069)	(3,244,462)
3,821,706	121,271	353,568	128,697	27,299	(949,932)	79,996	675,593	693,093	4,613,479
18,622,661	789,969	260,902	2,078,617	132,800	10,024,007	-	3,177,317	3,184,238	46,209,425
$22,444,367	$911,240	$614,470	$ 2,207,314	$ 160,099	$ 9,074,075	$ 79,996	$ 3,852,910	$3,877,331	$50,822,904

City of Georgetown, Texas
American Rescue Plan Special Revenue Fund
Schedule of Revenues and Expenditures (Budget Basis) –
Budget and Actual (Non-GAAP) – Reconciled to GAAP Basis
For the Fiscal Year Ended September 30, 2025

	Budget	Actual Budgetary Basis	Variance to Budget
REVENUES			
Investment income	$ 250,500	$ 42,731	$ (207,769)
Donation and grants	2,525,995	2,525,994	(1)
Total revenues	2,776,495	2,568,725	(207,770)
EXPENDITURES			
Facilities	3,466,556	3,407,740	58,816
Total expenditures	3,466,556	3,407,740	58,816
NET CHANGE IN FUND BALANCE	(690,061)	(839,015)	(148,954)
Fund balance, beginning of year	839,015	839,015	-
FUND BALANCE, end of year	$ 148,954	$ -	$ (148,954)

City of Georgetown, Texas
Council Discretionary Special Revenue Fund
Schedule of Revenues and Expenditures (Budget Basis) –
Budget and Actual (Non-GAAP) – Reconciled to GAAP Basis
For the Fiscal Year Ended September 30, 2025

	Final Budget	Actual Budgetary Basis	Variance to Budget
REVENUES			
Investment income	$ 200,000	$ 119,617	$ (80,383)
Total revenues	200,000	119,617	(80,383)
EXCESS (DEFICIENCY) OF REVENUES OVER EXPENDITURES	200,000	119,617	(80,383)
OTHER FINANCING SOURCES (USES)			
Transfer in	1,000,000	1,000,000	-
Transfers out	(1,457,192)	(1,457,192)	-
Total other financing sources (uses)	(457,192)	(457,192)	-
NET CHANGE IN FUND BALANCE	(257,192)	(337,575)	(80,383)
Fund balance, beginning of year	3,137,661	3,137,661	-
FUND BALANCE, end of year	$ 2,880,469	$ 2,800,086	$ (80,383)

City of Georgetown, Texas
Conservation Special Revenue Fund
Schedule of Revenues and Expenditures (Budget Basis) –
Budget and Actual (Non-GAAP) – Reconciled to GAAP Basis
For the Fiscal Year Ended September 30, 2025

	Final Budget	Actual Budgetary Basis	Variance to Budget
REVENUES			
Investment income	$ 45,000	$ 56,524	$ 11,524
Charges for services	460,533	484,249	23,716
Total revenues	505,533	540,773	35,240
EXPENDITURES			
Non-departmental	94	1,189	(1,095)
Electric conservation	437,690	162,543	275,147
Total expenditures	437,784	163,732	274,052
EXCESS OF REVENUES OVER EXPENDITURES	67,749	377,041	309,292
OTHER FINANCING (USES)			
Transfers out	(88,506)	(88,506)	-
Total other financing (uses)	(88,506)	(88,506)	-
NET CHANGE IN FUND BALANCE	(20,757)	288,535	309,292
Fund balance, beginning of year	1,010,413	1,010,413	-
FUND BALANCE, end of year	$ 989,656	$ 1,298,948	$ 309,292

City of Georgetown, Texas
Court Fees Special Revenue Fund
Schedule of Revenues and Expenditures (Budget Basis) –
Budget and Actual (Non-GAAP) – Reconciled to GAAP Basis
For the Fiscal Year Ended September 30, 2025

	Final Budget	Actual Budgetary Basis	Variance to Budget
REVENUES			
Fines and forfeitures	$ 48,790	$ 69,028	$ 20,238
Investment income	8,125	11,759	3,634
Other revenue	35,000	43,146	8,146
Total revenues	91,915	123,933	32,018
EXPENDITURES			
Municipal court	73,007	56,053	16,954
Total expenditures	73,007	56,053	16,954
EXCESS (DEFICIENCY) OF REVENUES OVER EXPENDITURES	18,908	67,880	48,972
OTHER FINANCING SOURCES			
Transfers out	(25,000)	(25,000)	-
Total other financing sources	(25,000)	(25,000)	-
NET CHANGE IN FUND BALANCE	(6,092)	42,880	48,972
Fund balance, beginning of year	233,182	233,182	-
FUND BALANCE, end of year	$ 227,090	$ 276,062	$ 48,972

City of Georgetown, Texas
Development Special Revenue Fund
Schedule of Revenues and Expenditures (Budget Basis) –
Budget and Actual (Non-GAAP) – Reconciled to GAAP Basis
For the Fiscal Year Ended September 30, 2025

	Final Budget	Actual Budgetary Basis	Variance to Budget
REVENUES			
Investment income	$ 44,000	$ 62,897	$ 18,897
Charges for services	180,000	160,455	(19,545)
Donations and grants	485,000	67,166	(417,834)
Other revenue	90,000	97,872	7,872
Total revenues	799,000	388,390	(410,610)
EXPENDITURES			
Inspection services	110,000	63,290	46,710
Planning	485,000	67,116	417,884
Mainstreet programs	135,000	85,385	49,615
Total expenditures	730,000	215,791	514,209
EXCESS OF REVENUES OVER EXPENDITURES	69,000	172,599	103,599
OTHER FINANCING SOURCES			
Transfers in	15,000	15,000	-
Total other financing sources	15,000	15,000	-
NET CHANGE IN FUND BALANCE	84,000	187,599	103,599
Fund balance, beginning of year	1,253,361	1,253,361	-
FUND BALANCE, end of year	$ 1,337,361	$ 1,440,960	$ 103,599

City of Georgetown, Texas
Fire Special Revenue Fund
Schedule of Revenues and Expenditures (Budget Basis) –
Budget and Actual (Non-GAAP) – Reconciled to GAAP Basis
For the Fiscal Year Ended September 30, 2025

	Final Budget	Actual Budgetary Basis	Variance to Budget
REVENUES			
Investment income	$ 50,000	$ 65,776	$ 15,776
Charges for services	410,500	590,003	179,503
Donations and grants	100	5,700	5,600
Other revenue	61,500	67,279	5,779
Total revenues	522,100	728,758	206,658
EXPENDITURES			
Fire support services/administration	459,120	181,043	278,077
Fire emergency services	215,000	-	215,000
Total expenditures	674,120	181,043	493,077
EXCESS (DEFICIENCY) OF REVENUES OVER EXPENDITURES	(152,020)	547,715	699,735
OTHER FINANCING USES			
Transfers out	(125,000)	(125,000)	-
Total other financing uses	(125,000)	(125,000)	-
NET CHANGE IN FUND BALANCE	(277,020)	422,715	699,735
Fund balance, beginning of year	1,262,058	1,262,058	-
FUND BALANCE, end of year	$ 985,038	$ 1,684,773	$ 699,735

City of Georgetown, Texas
Library Restricted Special Revenue Fund
Schedule of Revenues and Expenditures (Budget Basis) –
Budget and Actual (Non-GAAP) – Reconciled to GAAP Basis
For the Fiscal Year Ended September 30, 2025

	Final Budget	Actual Budgetary Basis	Variance to Budget
REVENUES			
Investment income	$ 6,000	$ 4,220	$ (1,780)
Charges for services	-	16	16
Donations and grants	267,000	133,424	(133,576)
Total revenues	273,000	137,660	(135,340)
EXPENDITURES			
Library	345,465	240,611	104,854
Total expenditures	345,465	240,611	104,854
EXCESS (DEFICIENCY) OF REVENUES OVER EXPENDITURES	(72,465)	(102,951)	(30,486)
OTHER FINANCING USES			
Transfers out	(75,000)	-	75,000
Total other financing uses	(75,000)	-	75,000
NET CHANGE IN FUND BALANCE	(147,465)	(102,951)	44,514
Fund balance, beginning of year	203,224	203,224	-
FUND BALANCE, end of year	$ 55,759	$ 100,273	$ 44,514

City of Georgetown, Texas
Parks Special Revenue Fund
Schedule of Revenues and Expenditures (Budget Basis) –
Budget and Actual (Non-GAAP) – Reconciled to GAAP Basis
For the Fiscal Year Ended September 30, 2025

	Final Budget	Actual Budgetary Basis	Variance to Budget
REVENUES			
Investment income	$ 595,000	$ 1,094,793	$ 499,793
Charges for services	1,403,691	4,165,908	2,762,217
Donations and grants	22,250,032	10,782,171	(11,467,861)
Total revenues	24,248,723	16,042,872	(8,205,851)
EXPENDITURES			
Parks	25,305,854	11,249,274	14,056,580
Total expenditures	25,305,854	11,249,274	14,056,580
EXCESS (DEFICIENCY) OF REVENUES OVER EXPENDITURES	(1,057,131)	4,793,598	5,850,729
OTHER FINANCING SOURCES (USES)			
Transfers in	75,000	75,000	-
Transfers out	(1,071,320)	(1,046,892)	24,428
Total other financing sources (uses)	(996,320)	(971,892)	24,428
NET CHANGE IN FUND BALANCE	(2,053,451)	3,821,706	5,875,157
Fund balance, beginning of year	18,622,661	18,622,661	-
FUND BALANCE, end of year	$ 16,569,210	$ 22,444,367	$ 5,875,157

City of Georgetown, Texas
PEG Fees Special Revenue Fund
Schedule of Revenues and Expenditures (Budget Basis) –
Budget and Actual (Non-GAAP) – Reconciled to GAAP Basis
For the Fiscal Year Ended September 30, 2025

	Final Budget	Actual Budgetary Basis	Variance to Budget
REVENUES			
Investment income	$ 25,000	$ 38,198	$ 13,198
Franchise taxes	155,000	96,087	(58,913)
Total revenues	180,000	134,285	(45,715)
EXPENDITURES			
Communications/public engagement	155,000	13,014	141,986
Total expenditures	155,000	13,014	141,986
NET CHANGE IN FUND BALANCE	25,000	121,271	96,271
Fund balance, beginning of year	789,969	789,969	-
FUND BALANCE, end of year	$ 814,969	$ 911,240	$ 96,271

City of Georgetown, Texas
Police Special Revenue Fund
Schedule of Revenues and Expenditures (Budget Basis) –
Budget and Actual (Non-GAAP) – Reconciled to GAAP Basis
For the Fiscal Year Ended September 30, 2025

	Final Budget	Actual Budgetary Basis	Variance to Budget
REVENUES			
Investment income	$ 6,600	$ 23,020	$ 16,420
Fines and forfeitures	-	124,551	124,551
Donations and grants	339,736	341,700	1,964
Charges for service	-	185	185
Total revenues	346,336	489,456	143,120
EXPENDITURES			
Police operations	103,000	7,272	95,728
Animal services	228,476	128,616	99,860
Total expenditures	331,476	135,888	195,588
NET CHANGE IN FUND BALANCE	14,860	353,568	338,708
Fund balance, beginning of year	260,902	260,902	-
FUND BALANCE, end of year	$ 275,762	$ 614,470	$ 338,708

City of Georgetown, Texas
Public Improvement Districts Special Revenue Fund
Schedule of Revenues and Expenditures (Budget Basis) –
Budget and Actual (Non-GAAP) – Reconciled to GAAP Basis
For the Fiscal Year Ended September 30, 2025

	Final Budget	Actual Budgetary Basis	Variance to Budget
REVENUES			
Property tax/assessments	$ 560,443	$ 558,801	$ (1,642)
Other Taxes	603,750	597,107	(6,643)
Investment income	49,124	45,690	(3,434)
Donations and grants	84,885	84,453	(432)
Other revenue	-	1,261	1,261
Total revenues	1,298,202	1,287,312	(10,890)
EXPENDITURES			
Non-departmental	16,554	538	16,016
Parks	572,613	436,796	135,817
PID administration	676,830	681,091	(4,261)
Public works	153,811	40,190	113,621
Total expenditures	1,419,808	1,158,615	261,193
NET CHANGE IN FUND BALANCE	(121,606)	128,697	250,303
Fund balance, beginning of year	2,078,617	2,078,617	-
FUND BALANCE, end of year	$ 1,957,011	$ 2,207,314	$ 250,303

City of Georgetown, Texas
Sidewalks Special Revenue Fund
Schedule of Revenues and Expenditures (Budget Basis) –
Budget and Actual (Non-GAAP) – Reconciled to GAAP Basis
For the Fiscal Year Ended September 30, 2025

	Final Budget	Actual Budgetary Basis	Variance to Budget
REVENUES			
Investment income	$ -	$ 6,563	$ 6,563
Donations and grants	-	20,736	20,736
Total revenues	-	27,299	27,299
NET CHANGE IN FUND BALANCE	-	27,299	27,299
Fund balance, beginning of year	132,800	132,800	-
FUND BALANCE, end of year	$ 132,800	$ 160,099	$ 27,299

City of Georgetown, Texas
Street Sales Tax Special Revenue Fund
Schedule of Revenues and Expenditures (Budget Basis) –
Budget and Actual (Non-GAAP) – Reconciled to GAAP Basis
For the Fiscal Year Ended September 30, 2025

	Final Budget	Actual Budgetary Basis	Variance to Budget
REVENUES			
Investment income	$ 400,000	$ 472,184	$ 72,184
Sales tax	6,734,416	7,037,641	303,225
Total revenues	7,134,416	7,509,825	375,409
EXPENDITURES			
Non-departmental	-	152	(152)
Public works	11,934,018	8,459,605	3,474,413
Systems engineering	1,000,000	-	1,000,000
Total expenditures	12,934,018	8,459,757	4,474,261
NET CHANGE IN FUND BALANCE	(5,799,602)	(949,932)	4,849,670
Fund balance, beginning of year	10,024,007	10,024,007	-
FUND BALANCE, end of year	$ 4,224,405	$ 9,074,075	$ 4,849,670

City of Georgetown, Texas
Streetlight Special Revenue Fund
Schedule of Revenues and Expenditures (Budget Basis) –
Budget and Actual (Non-GAAP) – Reconciled to GAAP Basis
For the Fiscal Year Ended September 30, 2025

	Final Budget	Actual Budgetary Basis	Variance to Budget
REVENUES			
Investment income	$ -	$ 17,895	$ 17,895
Charges for services	1,286,806	1,328,219	41,413
Total revenues	1,286,806	1,346,114	59,308
EXPENDITURES			
Non-departmental	170,831	3,567	167,264
Streetlight admin	1,093,885	1,262,551	(168,666)
Total expenditures	1,264,716	1,266,118	(1,402)
NET CHANGE IN FUND BALANCE	22,090	79,996	57,906
Fund balance, beginning of year	-	-	-
FUND BALANCE, end of year	$ 22,090	$ 79,996	$ 57,906

City of Georgetown, Texas

Tax Increment Reinvestment Zones Special Revenue Fund
Schedule of Revenues and Expenditures (Budget Basis) –
Budget and Actual (Non-GAAP) – Reconciled to GAAP Basis
For the Fiscal Year Ended September 30, 2025

	Final Budget	Actual Budgetary Basis	Variance to Budget
REVENUES			
Property taxes	$ 1,940,484	$ 1,775,334	$ (165,150)
Investment income	82,075	155,228	73,153
Other revenue	533,500	649,961	116,461
Total revenues	2,556,059	2,580,523	24,464
EXPENDITURES			
Non-departmental	715,127	510,127	205,000
Administrative services	333,000	16,000	317,000
Total expenditures	1,048,127	526,127	522,000
EXCESS OF REVENUES OVER EXPENDITURES	1,507,932	2,054,396	546,464
OTHER FINANCING SOURCES (USES)			
Transfers out	(1,377,888)	(1,378,803)	(915)
Total other financing sources (uses)	(1,377,888)	(1,378,803)	(915)
NET CHANGE IN FUND BALANCE	130,044	675,593	545,549
Fund balance, beginning of year	3,177,317	3,177,317	-
FUND BALANCE, end of year	$ 3,307,361	$ 3,852,910	$ 545,549

City of Georgetown, Texas
Tourism Special Revenue Fund
Schedule of Revenues and Expenditures (Budget Basis) –
Budget and Actual (Non-GAAP) – Reconciled to GAAP Basis
For the Fiscal Year Ended September 30, 2025

	Final Budget	Actual Budgetary Basis	Variance to Budget
REVENUES			
Investment income	$ 130,000	$ 152,120	$ 22,120
Other taxes	2,480,000	2,181,192	(298,808)
Donations and grants	100,000	133,795	33,795
Other revenue	133,199	172,074	38,875
Total revenues	2,843,199	2,639,181	(204,018)
EXPENDITURES			
CVB	1,820,724	1,430,315	390,409
Poppy Festival	308,397	267,704	40,693
Downtown, arts & events	35,000	35,000	-
Total expenditures	2,164,121	1,733,019	431,102
EXCESS OF REVENUES OVER EXPENDITURES	679,078	906,162	227,084
OTHER FINANCING SOURCES (USES)			
Transfers out	(213,069)	(213,069)	-
Total other financing sources (uses)	(213,069)	(213,069)	-
NET CHANGE IN FUND BALANCE	466,009	693,093	227,084
Fund balance, beginning of year	3,184,238	3,184,238	-
FUND BALANCE, end of year	$ 3,650,247	$ 3,877,331	$ 227,084

THIS PAGE INTENTIONALLY LEFT BLANK.

GEORGETOWN
TEXAS
more than welcome

Supplementary Individual Fund Financial Statements and Schedules – Major Governmental Funds

City of Georgetown, Texas
General Fund
Schedule of Revenues and Expenditures (Budget Basis) –
Budget and Actual (Non-GAAP) – Reconciled to GAAP Basis
For the Fiscal Year Ended September 30, 2025

	Final Budget	Actual Budgetary Basis	Variance to Budget
REVENUES			
Taxes			
Property tax	$ 22,813,842	$ 21,650,945	$ (1,162,897)
Sales tax	30,304,757	31,673,955	1,369,198
Franchise taxes	9,668,215	9,669,369	1,154
Other	750,000	703,967	(46,033)
Total taxes	63,536,814	63,698,236	161,422
FINES AND FORFEITURES	522,650	654,997	132,347
CHARGES FOR SERVICES			
Fees	11,121,061	12,222,235	1,101,174
Permits	5,595,000	4,939,263	(655,737)
Administrative charges	2,229,451	2,226,451	(3,000)
Rental revenue	67,192	52,772	(14,420)
	19,012,704	19,440,721	428,017
INVESTMENT INCOME	1,800,000	1,793,270	(6,730)
DONATIONS AND GRANTS			
Grant revenue	74,000	157,001	83,001
Developer contributions	-	589,028	589,028
Interlocal agreement revenue	6,401,657	6,401,681	24
Donations	70,000	63,911	(6,089)
Sponsorship	6,000	5,500	(500)
	6,551,657	7,217,121	665,464
MISCELLANEOUS	387,636	1,189,236	801,600
TOTAL REVENUES	$ 91,811,461	$ 93,993,581	$ 2,182,120

City of Georgetown, Texas
General Fund
Schedule of Revenues and Expenditures (Budget Basis) –
Budget and Actual (Non-GAAP) – Reconciled to GAAP Basis – Continued
For the Fiscal Year Ended September 30, 2025

	Final Budget	Actual Budgetary Basis	Variance to Budget
EXPENDITURES			
Culture recreation			
Parks admin	$ 1,877,767	$ 1,776,783	$ 100,984
Parks	3,306,411	3,222,841	83,570
Recreation	4,944,869	5,148,188	(203,319)
Tennis center	575,555	558,337	17,218
Garey Park	1,274,758	1,212,673	62,085
Arts and culture	772,470	717,632	54,838
Library	3,979,654	3,801,062	178,592
Total culture recreation	16,731,484	16,437,516	293,968
Development			
Development engineering	1,854,461	1,628,706	225,755
Planning	3,261,147	2,241,918	1,019,229
Inspection services	2,822,457	2,546,942	275,515
Code compliance	827,571	792,724	34,847
Total development	8,765,636	7,210,290	1,555,346
Fire services			
Support services	7,229,330	7,378,147	(148,817)
EMS	4,148,995	4,235,903	(86,908)
Emergency services	22,578,052	22,187,859	390,193
Total fire services	33,956,377	33,801,909	154,468
General government			
Ask GTX call center	1,120,662	773,433	347,229
General government contracts	9,838,347	11,212,788	(1,374,441)
City council	258,560	202,284	56,276
Emergency management	457,646	347,291	110,355
Administrative services	2,369,156	2,494,093	(124,937)
City secretary services	1,805,037	1,725,619	79,418
Communications/Public engagement	1,507,042	1,351,100	155,942
Total general government	$ 17,356,450	$ 18,106,608	$ (750,158)

(continued)

City of Georgetown, Texas
General Fund
Schedule of Revenues and Expenditures (Budget Basis) –
Budget and Actual (Non-GAAP) – Reconciled to GAAP Basis – Continued
For the Fiscal Year Ended September 30, 2025

	Final Budget	Actual Budgetary Basis	Variance to Budget
Highways and streets			
Public works	$ 1,136,338	$ 1,490,848	$ (354,510)
Streets	5,473,279	4,890,378	582,901
Transportation planning	1,537,646	1,090,622	447,024
Total highways and streets	8,147,263	7,471,848	675,415
Police services			
Police admin	3,070,664	2,874,727	195,937
Police operations	24,604,773	24,284,559	320,214
Animal services	1,711,350	1,245,258	466,092
Municipal court	700,281	647,149	53,132
Total police services	30,087,068	29,051,693	1,035,375
TOTAL EXPENDITURES	115,044,278	112,079,864	2,964,414
EXCESS (DEFICIENCY) OF REVENUES OVER EXPENDITURES	(23,232,817)	(18,086,283)	5,146,534
OTHER FINANCING SOURCES (USES)			
Transfers in	20,561,167	20,669,394	108,227
Transfers out	(3,685,501)	(3,685,501)	-
Total other financing sources (uses)	16,875,666	16,983,893	108,227
NET CHANGE IN FUND BALANCE	(6,357,151)	(1,102,390)	5,254,761
Fund balance, beginning of year	38,427,314	38,176,422	(250,892)
FUND BALANCE, end of year	$ 32,070,163	$ 37,074,032	$ 5,003,869

(concluded)

City of Georgetown, Texas
Georgetown Transportation Enhancement Corporation (GTEC)
Schedule of Revenues and Expenditures (Budget Basis) –
Budget and Actual (Non-GAAP) – Reconciled to GAAP Basis
For the Fiscal Year Ended September 30, 2025

	Original Budget	Final Budget	Actual Budgetary Basis	Variance to Budget
REVENUES				
Sales tax	$ 13,468,832	$ 13,468,832	$ 14,075,282	$ 606,450
Investment earnings	1,684,000	1,684,000	2,842,114	1,158,114
Total revenues	15,152,832	15,152,832	16,917,396	1,764,564
EXPENDITURES				
GTEC	50,850,653	67,628,633	7,504,270	60,124,363
Non-departmental	1,285,045	1,285,045	1,045,396	239,649
Total expenditures	52,135,698	68,913,678	8,549,666	60,364,012
EXCESS (DEFICIENCY) OF REVENUES OVER EXPENDITURES	(36,982,866)	(53,760,846)	8,367,730	62,128,576
OTHER FINANCING SOURCES (USES)				
Issuance of bonds	44,395,000	44,395,000	42,735,000	(1,660,000)
Bond premiums	-	-	1,864,020	1,864,020
Transfers out	(3,306,547)	(3,306,547)	(3,309,149)	(2,602)
Total other financing sources (uses)	41,088,453	41,088,453	41,289,871	201,418
NET CHANGE IN FUND BALANCE	4,105,587	(12,672,393)	49,657,601	62,329,994
Fund balance, beginning of year	32,318,941	49,460,579	52,163,573	2,702,994
FUND BALANCE, end of year	$ 36,424,528	$ 36,788,186	$ 101,821,174	$ 65,032,988

City of Georgetown, Texas

Debt Service Fund
Schedule of Revenues and Expenditures (Budget Basis) –
Budget and Actual (Non-GAAP) – Reconciled to GAAP Basis
For the Fiscal Year Ended September 30, 2025

	Original Budget	Final Budget	Actual Budgetary Basis	Variance to Budget
REVENUES				
Ad valorem taxes	$ 38,600,000	$ 38,600,000	$ 38,585,752	$ (14,248)
Investment earnings	1,000,000	1,000,000	1,110,885	110,885
Other revenue	-	-	922	922
Total revenues	39,600,000	39,600,000	39,697,559	97,559
EXPENDITURES AND OTHER				
Non-departmental	42,612,536	42,612,536	42,526,160	86,376
OTHER FINANCING SOURCES (USES)				
Transfers in	4,029,384	4,029,384	4,032,901	3,517
Total other financing sources (uses)	4,029,384	4,029,384	4,032,901	3,517
NET CHANGE IN FUND BALANCE	1,016,848	1,016,848	1,204,300	187,452
Fund balances, beginning of year	3,978,424	3,978,424	4,052,785	74,361
FUND BALANCE, end of year	$ 4,995,272	$ 4,995,272	$ 5,257,085	$ 261,813

City of Georgetown, Texas
General Capital Projects Fund
Schedule of Revenues and Expenditures (Budget Basis) –
Budget and Actual (Non-GAAP) – Reconciled to GAAP Basis
For the Fiscal Year Ended September 30, 2025

	Original Budget	Final Budget	Actual Budgetary Basis	Variance to Budget
REVENUES				
Charges for services	$ 4,685,999	$ 4,095,611	$ 746,832	$ (3,348,779)
Donations and grants	22,291,391	25,909,640	6,713,167	(19,196,473)
Investment earnings	6,396,200	6,596,200	9,720,048	3,123,848
Other	-	7,500	835,846	828,346
Total revenues	33,373,590	36,608,951	18,015,893	(18,593,058)
EXPENDITURES				
Non-departmental	2,592,659	3,428,400	3,340,355	88,045
Parks	3,384,000	9,415,828	2,134,648	7,281,180
Finance administration	-	43,066	11,640	31,426
Facilities	13,000,000	39,950,361	15,445,881	24,504,480
Fire support services/administration	93,300	389,431	229,297	160,134
Systems engineering	65,356,440	193,828,782	24,696,853	169,131,929
Administrative services	-	3,074,179	1,316,958	1,757,221
Public works	1,000,000	31,030,567	9,320,061	21,710,506
Streets	-	25,211	-	25,211
Transportation planning	-	194,345	194,345	-
Total expenditures	85,426,399	281,380,170	56,690,038	224,690,132
EXCESS (DEFICIENCY) OF REVENUES OVER EXPENDITURES	(52,052,809)	(244,771,219)	(38,674,145)	206,097,074
OTHER FINANCING SOURCES (USES)				
Issuance of bonds	59,265,800	59,208,800	57,620,000	(1,588,800)
Premiums	-	-	2,123,203	2,123,203
Transfers in	2,867,051	9,396,426	9,396,426	-
Transfers out	(4,276,500)	(4,281,710)	(4,281,710)	-
Total other financing sources (uses)	57,856,351	64,323,516	64,857,919	534,403
NET CHANGE IN FUND BALANCE	5,803,542	(180,447,703)	26,183,774	206,631,477
Fund balances, beginning of period	17,683,722	191,514,066	191,514,066	-
FUND BALANCE, end of year	$ 23,487,264	$ 11,066,363	$ 217,697,840	$ 206,631,477

THIS PAGE INTENTIONALLY LEFT BLANK.

GEORGETOWN
TEXAS
more than welcome

Combining Financial Statements – Nonmajor Proprietary Funds

Enterprise Funds – The City's utilities are accounted for and operated in a manner similar to private business enterprises. Each utility accounted for as an independent entity, is an enterprise fund. Enterprise fund accounting is used where the intent of the City Council is to finance or recover the costs of providing goods or services to the general public on a continuing basis primarily through user charges or when the City Council has decided that periodic determination of net income is appropriate for accountability purposes.

Airport Fund – used to account for revenues and expenses related to the operation and maintenance of the City's airport.

Stormwater Drainage Fund – used to account for revenues and expenses related to the operations, capital projects, and debt service of the stormwater drainage facilities.

Solid Waste Fund – used to account for revenues and expenses related to the operation, capital projects, and debt service of the solid waste facilities.

Internal Service Funds – This fund is used to account for services performed by one government organization or department for others.

Fleet Services Fund – The City uses this fund to purchase and account for all major equipment and vehicles. Each item is assigned annual lease and maintenance values which the leasing department pays to the Internal Service Fund. The annual lease value is determined by the projected replacement cost divided by the years of useful life of the item. The lease and maintenance payments made by the departments enable the Internal Service Fund to replace equipment and vehicles on a pre-planned schedule to minimize maintenance costs and reduce safety risks due to worn out equipment and vehicles. The fund also provides maintenance for all vehicles through the Vehicle Service Center.

Joint Services Fund – The Joint Services Fund is composed of departments which provide services to more than one city fund. Charges for services provided are determined by allocating each specific department's cost to the using fund.

Facilities Maintenance Fund – The City uses this fund to account for janitorial service, light maintenance, painting, landscape maintenance and roofing and air conditioning repairs for all City buildings. Each building is assigned an annual maintenance cost, which is paid to the Internal Service Fund by the occupying departments, based on square footage occupied. The payments made by the departments enable the Internal Service Fund to provide major and minor facility repairs on a preplanned schedule to minimize maintenance costs and provide preventative care to reduce long-term maintenance and replacement costs.

Information Technology Fund – The City uses this fund to account for purchases and maintenance of the City's computer systems. Each department pays an annual predetermined lease payment, based upon the equipment the department has. These payments enable the fund to replace older equipment and upgrade the City's computer resources and provide assistance in maintenance of equipment. This fund also provides for the management of the City's computer systems through personnel in the Information Services department.

Self-Insurance Fund – The City uses this account for its self-insurance program providing health insurance to employees and their family members.

City of Georgetown, Texas
Combining Statement of Net Position
Nonmajor Enterprise Funds
September 30, 2025

	Airport Fund	Stormwater Drainage Fund	Solid Waste Fund	Total Nonmajor Enterprise Funds
ASSETS				
Current assets				
Cash and cash equivalents	$ 931,572	$ 2,072,388	$ 676,168	$ 3,680,128
Cash and cash equivalents - restricted	1,648,697	642,306	294,448	2,585,451
Investments	1,209,972	2,691,722	878,242	4,779,936
Accounts receivable				-
Services (net of allowance for uncollectibles)	88,859	1,194,748	2,111,344	3,394,951
Grants	100,000	-	-	100,000
Interest	7,231	-	-	7,231
Other	828,723	-	-	828,723
Due from other funds	4,872	14,910	223	20,005
Inventories	61,615	-	-	61,615
Total current assets	4,881,541	6,616,074	3,960,425	15,458,040
Noncurrent assets				
Long-term receivables	6,165,066	-	-	6,165,066
Capital assets				
Land	641,536	-	494,000	1,135,536
Land rights	391,868	1,111,670	-	1,503,538
Buildings	3,856,218	-	-	3,856,218
Furniture, machinery, and equipment	483,933	155,839	-	639,772
Vehicles	382,770	2,747,558	45,933	3,176,261
Streets	79,335	1,259,982	-	1,339,317
Distribution system	10,354,295	139,032,656	-	149,386,951
Improvements	5,792,809	-	16,591,025	22,383,834
Construction in progress	161,560	503,127	126,642	791,329
Less accumulated depreciation	(12,621,589)	(30,072,921)	(504,425)	(43,198,935)
Total capital assets (net of accumulated depreciation)	9,522,735	114,737,911	16,753,175	141,013,821
Total noncurrent assets	15,687,801	114,737,911	16,753,175	147,178,887
TOTAL ASSETS	20,569,342	121,353,985	20,713,600	162,636,927
DEFERRED OUTFLOWS OF RESOURCES				
Deferred outflow related to pension	190,730	190,730	-	381,460
Total deferred outflows of resources	190,730	190,730	-	381,460
TOTAL ASSETS AND DEFERRED OUTFLOWS OF RESOURCES	$ 20,760,072	$ 121,544,715	$ 20,713,600	$ 163,018,387
LIABILITIES				
Current liabilities				
Accounts payable	$ 335,024	$ 170,563	$ 1,236,276	$ 1,741,863
Accrued employee benefits	30,194	77,830	6,658	114,682
Unearned revenue	-	143,318	-	143,318
Current portion of long-term debt	144,574	442,070	662,978	1,249,622
Accrued interest	10,456	36,439	61,937	108,832
Construction contracts and retainages payable	1,965	15,815	-	17,780
Customer deposits	13,435	-	-	13,435
Total current liabilities	535,648	886,035	1,967,849	3,389,532
Noncurrent liabilities				
Accrued employee benefits	56,020	127,583	12,511	196,114
Long-term debt payable	2,283,803	4,697,406	13,331,905	20,313,114
Net pension liability	310,950	310,950	-	621,900
Total noncurrent liabilities	2,650,773	5,135,939	13,344,416	21,131,128
Total liabilities	3,186,421	6,021,974	15,312,265	24,520,660
DEFERRED INFLOWS OF RESOURCES				
Deferred inflow related to pension	29,184	29,184	-	58,368
Deferred inflow related to leases	6,580,152	-	-	6,580,152
Total deferred inflow of resources	6,609,336	29,184	-	6,638,520
Net position				
Net investment in capital assets	8,741,090	110,224,926	3,052,740	122,018,756
Unrestricted	2,223,225	5,268,631	2,348,595	9,840,451
Total net position	10,964,315	115,493,557	5,401,335	131,859,207
TOTAL LIABILITIES, DEFERRED INFLOWS OF RESOURCES, AND NET POSITION	$ 20,760,072	$ 121,544,715	$ 20,713,600	$ 163,018,387

City of Georgetown, Texas

Combining Statement of Revenues, Expenses
and Changes in Fund Net Position
Nonmajor Enterprise Funds
For the Fiscal Year Ended September 30, 2025

	Airport Fund	Stormwater Drainage Fund	Solid Waste Fund	Total Nonmajor Enterprise Funds
OPERATING REVENUES	$ 5,326,225	$ 6,458,081	$ 17,698,411	$ 29,482,717
Total operating revenues	5,326,225	6,458,081	17,698,411	29,482,717
OPERATING EXPENSES				
Depreciation	685,503	3,801,438	57,739	4,544,680
Other	5,620,854	4,740,286	16,248,770	26,609,910
Total operating expenses	6,306,357	8,541,724	16,306,509	31,154,590
NET OPERATING INCOME (LOSS)	(980,132)	(2,083,643)	1,391,902	(1,671,873)
NONOPERATING REVENUES (EXPENSES)				
Investment income	330,392	245,394	528,756	1,104,542
Donations and grants	123,000	-	14,042	137,042
Interest and fiscal charges	(50,192)	(159,283)	(289,019)	(498,494)
Gain on asset disposal	-	5,920	-	5,920
Franchise taxes	-	-	299,440	299,440
Other	352,488	(2,394)	148,240	498,334
Total nonoperating revenues (expenses)	755,688	89,637	701,459	1,546,784
INCOME (LOSS) BEFORE CONTRIBUTIONS AND TRANSFERS	(224,444)	(1,994,006)	2,093,361	(125,089)
CONTRIBUTIONS AND TRANSFERS				
Capital contributions	-	18,638,990	-	18,638,990
Transfers in	295,580	3,226,013	43,356	3,564,949
Transfers out	-	(482,317)	(6,058,081)	(6,540,398)
Total contributions and transfers	295,580	21,382,686	(6,014,725)	15,663,541
CHANGE IN NET POSITION	71,136	19,388,680	(3,921,364)	15,538,452
Total net position, beginning of period	10,893,179	96,104,877	9,322,699	116,320,755
TOTAL NET POSITION, end of period	$ 10,964,315	$ 115,493,557	$ 5,401,335	$ 131,859,207

City of Georgetown, Texas

Combining Statement of Cash Flows
Nonmajor Enterprise Funds
For the Fiscal Year Ended September 30, 2025

	Airport Fund	Stormwater Drainage Fund	Stormwater Drainage Fund	Total Nonmajor Enterprise Funds
CASH FLOWS FROM OPERATING ACTIVITIES				
Cash received from customers	$ 1,627,581	$ 6,055,931	$ 18,495,327	$ 26,178,839
Payments to suppliers	(4,878,919)	(3,881,885)	(16,037,544)	(24,798,348)
Payments to employees for services	3,290,175	(782,462)	(180,509)	2,327,204
Net cash provided by operating activities	38,837	1,391,584	2,277,274	3,707,695
CASH FLOWS FROM NONCAPITAL FINANCING ACTIVITIES				
Transfers out	-	(482,317)	(6,058,081)	(6,540,398)
Transfers in	295,580	1,847,641	43,356	2,186,577
Net cash provided by (used in) noncapital financing activities	295,580	1,365,324	(6,014,725)	(4,353,821)
CASH FLOWS FROM CAPITAL AND RELATED FINANCING ACTIVITIES				
Acquisition of capital assets	(286,700)	(716,210)	(552,848)	(1,555,758)
Sale of capital assets	-	-	-	-
Donations, grants, and other	123,000	-	14,042	137,042
Proceeds from issuance of long-term debt	-	1,000,000	-	1,000,000
Principal paid on revenue and certificates of obligation bonds	(173,695)	(424,124)	(555,000)	(1,152,819)
Interest paid on revenue and certificates of obligation bonds	(131,923)	(209,460)	(792,406)	(1,133,789)
Net cash provided by (used in) capital and related financing activities	(469,318)	(349,794)	(1,886,212)	(2,705,324)
CASH FLOWS FROM INVESTING ACTIVITIES				
Interest received	307,699	245,394	528,756	1,081,849
Change in temporary investments	(6,523)	(1,081,518)	2,902,111	1,814,069
Net cash provided by (used in) investing activities	301,176	(836,124)	3,430,867	2,895,918
Net change in cash and cash equivalents	166,275	1,570,990	(2,192,796)	(455,532)
Cash and cash equivalents, beginning of year	2,413,994	1,143,704	3,163,412	6,721,111
CASH AND CASH EQUIVALENTS, end of year	$ 2,580,269	$ 2,714,694	$ 970,616	$ 6,265,579
NON-CASH DISCLOSURE OF CAPITAL ACTIVITY				
Capital asset purchases on account (accrued but not paid)	$ 1,965	$ -	$ -	$ 1,965
Developer contributions	-	18,638,990	-	18,638,990
OPERATING INCOME (LOSS)	$ (980,132)	$ (2,083,643)	$ 1,391,902	$ (1,671,873)
Adjustments to reconcile operating income (loss) to cash provided by (used in) operating activities				
Depreciation and Amortization	685,503	3,801,438	57,739	4,544,680
Gain/loss on disposal of asset	-	5,920	-	5,920
Other income	352,488	(2,394)	447,680	797,774
Decrease (increase) in inventories	1,374	-	-	1,374
Decrease (increase) in accounts receivable	(4,058,562)	(380,371)	349,236	(4,089,697)
Increase (decrease) in due to/from other funds	(4,872)	(14,910)	(223)	(20,005)
Increase (decrease) in accounts payable	167,519	58,550	25,172	251,241
Increase (decrease) in unearned revenue	-	(25,305)	-	(25,305)
Increase (decrease) in net pension liability	3,856,173	11,767	-	3,867,940
Increase (decrease) in accrued employee benefits	11,916	20,532	5,768	38,216
NET CASH PROVIDED BY (USED IN) OPERATING ACTIVITIES	$ 38,837	$ 1,391,584	$ 2,277,274	$ 3,707,695

City of Georgetown, Texas
Combining Statement of Net Position
Internal Service Funds
September 30, 2025

	Fleet Services Fund	Joint Services Fund	Facilities Maintenance Fund	Information Technology Fund	Self Insurance Fund	Total
ASSETS						
Current						
Cash and cash equivalents	$ 4,831,740	$ 4,555,141	$ 2,950,106	$ 5,993,493	$ 4,085,660	$22,416,140
Investments	6,275,709	5,916,447	3,831,747	7,784,652	5,306,662	29,115,217
Prepaid expense	10	1,000	-	-	200,000	201,010
Accounts receivable	-	1,057,015	-	-	-	1,057,015
Due from other funds	-	-	7,944	6,093	-	14,037
Inventories	-	3,409,982	-	-	-	3,409,982
Total current assets	11,107,459	14,939,585	6,789,797	13,784,238	9,592,322	56,213,401
Noncurrent						
Property and equipment						
Land	481,927	214,065	-	-	-	695,992
Buildings	13,500	432,955	63,666	-	-	510,121
Furniture, machinery, and equipment	1,511,223	1,284,784	3,987,627	12,451,854	-	19,235,488
Vehicles	42,427,290	-	13,711	-	-	42,441,001
Distribution system	-	-	-	3,281,970	-	3,281,970
Improvements	12,681	33,300	1,115,252	32,970	-	1,194,203
Construction in progress	-	-	-	1,075	-	1,075
Right-to-use asset - leases	-	1,036,348	-	1,036,348	-	2,072,696
Right-to-use asset - subscriptions	-	522,656	-	6,478,160	-	7,000,816
Total property and equipment cost	44,446,621	3,524,108	5,180,256	23,282,377	-	76,433,362
Less accumulated depreciation	(23,701,078)	(2,977,713)	(2,864,700)	(16,143,691)	-	(45,687,182)
Net property and equipment	20,745,543	546,395	2,315,556	7,138,686	-	30,746,180
TOTAL ASSETS	$ 31,853,002	$ 15,485,980	$ 9,105,353	$ 20,922,924	$ 9,592,322	$86,959,581
LIABILITIES AND NET POSITION						
Liabilities						
Current liabilities						
Accounts payable	$ 386,600	$ 3,701,776	$ 183,063	$ 404,252	$ 1,232,117	$ 5,907,808
Accrued employee benefits	23,447	-	31,165	178,077	-	232,689
Unearned revenue	-	-	-	-	-	-
Accrued interest	-	3,045	-	85,732	-	88,777
Current portion of lease liability	-	193,982	-	193,982	-	387,964
Current portion of subscription liability	-	-	-	1,496,839	-	1,496,839
Due to other funds	17,440	750,850	-	-	-	768,290
Customer Deposits	-	427,119	-	-	-	427,119
Total current liabilities	427,487	5,076,772	214,228	2,358,882	1,232,117	9,309,486
Noncurrent liabilities						
Accrued employee benefits	36,253	-	55,064	324,360	-	415,677
Subscription liability	-	-	-	1,021,613	-	1,021,613
Total liabilities	463,740	5,076,772	269,292	3,704,855	1,232,117	10,746,776
Net position						
Net investment in capital assets	20,745,543	352,413	2,315,556	4,426,252	-	27,839,764
Unrestricted	10,643,719	10,056,795	6,520,505	12,791,817	8,360,205	48,373,041
Total net position	31,389,262	10,409,208	8,836,061	17,218,069	8,360,205	76,212,805
TOTAL LIABILITIES AND NET POSITION	$ 31,853,002	$ 15,485,980	$ 9,105,353	$ 20,922,924	$ 9,592,322	$86,959,581

City of Georgetown, Texas

Combining Statement of Revenues, Expenses and Changes in Fund Net Position
Internal Service Funds
For the Fiscal Year Ended September 30, 2025

	Fleet Services Fund	Joint Services Fund	Facilities Maintenance Fund	Information Technology Fund	Self Insurance Fund	Total
OPERATING REVENUES						
Charges for services	$ 5,956,470	$ 29,928,106	$ 5,795,159	$ 17,967,631	$ 13,828,163	$ 73,475,529
OPERATING EXPENSES						
Accounting	-	1,737,929	-	-	-	1,737,929
City wide HR services	-	1,679,138	-	-	-	1,679,138
Utility Customer Service	-	3,554,787	-	-	-	3,554,787
Utility Customer Billing	-	6,016,185	-	-	-	6,016,185
Economic development administration	-	582,489	-	-	-	582,489
Facilities maintenance contracts	-	-	3,562,953	-	-	3,562,953
Facilities maintenance services	-	-	1,084,698	-	-	1,084,698
Finance and administration	-	2,148,678	-	-	-	2,148,678
Fleet services operations	3,230,526	-	-	-	-	3,230,526
Human resources	-	1,989,056	-	-	-	1,989,056
Organizational and Operational Excellence	-	495,071	-	-	-	495,071
Information technology	-	-	-	5,808,172	-	5,808,172
Joint services contracts	-	2,333,646	-	4,963,535	-	7,297,181
Legal services	-	1,510,303	-	-	-	1,510,303
Real Estate Services	-	541,301	-	-	-	541,301
Member reimbursements	-	-	-	-	12,499,785	12,499,785
Medical insurance	-	-	-	-	2,911,678	2,911,678
Cost of Service Operations Contracts	-	-	-	-	144,725	144,725
Purchasing	-	719,420	-	-	-	719,420
Warehouse services	-	351,683	-	-	-	351,683
Shared Control Center	-	7,420	-	-	-	7,420
Systems engineering	-	3,247,951	-	-	-	3,247,951
Depreciation and amortization	4,650,333	502,054	136,959	4,155,064	-	9,444,410
Total operating expenses	7,880,859	27,417,111	4,784,610	14,926,771	15,556,188	70,565,539
NET OPERATING INCOME (LOSS)	(1,924,389)	2,510,995	1,010,549	3,040,860	(1,728,025)	2,909,990
NONOPERATING REVENUES (EXPENSES)						
Investment income	1,162,008	403,324	307,798	530,826	355,482	2,759,438
Interest and fiscal charges	-	(11,918)	-	(83,286)	-	(95,204)
Gain(loss) on disposed assets	(19,868)	-	-	5,963	-	(13,905)
Other	331,093	202,603	5,326	7,588	1,746,719	2,293,329
Total nonoperating revenues (expenses)	1,473,233	594,009	313,124	461,091	2,102,201	4,943,658
INCOME (LOSS) BEFORE CONTRIBUTIONS AND TRANSFERS	(451,156)	3,105,004	1,323,673	3,501,951	374,176	7,853,648
CONTRIBUTIONS AND TRANSFERS						
Capital contributions	112,437	-	-	-	-	112,437
Transfers in	6,470,952	-	15,400	237,600	-	6,723,952
Transfers out	(20,302,359)	(1,721,906)	-	-	-	(22,024,265)
Total contributions and transfers	(13,718,970)	(1,721,906)	15,400	237,600	-	(15,187,876)
CHANGE IN NET POSITION	(14,170,126)	1,383,098	1,339,073	3,739,551	374,176	(7,334,228)
Net position, beginning of period	45,559,388	9,026,110	7,496,988	13,478,518	7,986,029	83,547,033
NET POSITION, end of period	$ 31,389,262	$ 10,409,208	$ 8,836,061	$ 17,218,069	$ 8,360,205	$ 76,212,805

City of Georgetown, Texas

Combining Statement of Cash Flows
Internal Service Funds
For the Fiscal Year Ended September 30, 2025

	Fleet Services Fund	Joint Services Fund	Facilities Maintenance Fund	Information Technology Fund	Self Insurance Fund	Total
CASH FLOWS FROM OPERATING ACTIVITIES						
Department contributions	$ 6,657,934	$ 30,553,891	$ 5,800,485	$ 17,981,182	$ 15,665,327	$ 76,658,819
Payments to suppliers	(2,261,134)	(15,205,314)	(4,211,227)	(6,519,359)	(15,035,592)	(43,232,626)
Payments to employees for services	(720,832)	(10,595,616)	(595,190)	(4,246,112)	-	(16,157,750)
Net cash provided by (used in) operating activities	3,675,968	4,752,961	994,068	7,215,711	629,735	17,268,443
CASH FLOWS FROM NONCAPITAL FINANCING ACTIVITIES						
Transfers out	(20,302,359)	(1,721,906)	-	-	-	(22,024,265)
Transfers in	6,470,952	-	15,400	237,600	-	6,723,952
Net cash provided by noncapital financing activities	(13,831,407)	(1,721,906)	15,400	237,600	-	(15,300,313)
CASH FLOWS FROM CAPITAL AND RELATED FINANCING ACTIVITIES						
Acquisition of capital assets	1,467,371	3,318	(414,053)	(1,215,542)	-	(158,906)
Proceeds from sale of capital assets	(19,868)	-	-	-	-	(19,868)
Principal paid on leases	-	(319,723)	-	(319,723)	-	(639,446)
Principal paid on subscriptions	-	(190,689)	-	(2,099,651)	-	(2,290,340)
Interest paid on subscriptions	-	(10,817)	-	(82,186)	-	(93,003)
Net cash used in capital and related financing activities	1,447,503	(517,911)	(414,053)	(3,717,102)	-	(3,201,563)
CASH FLOWS FROM INVESTING ACTIVITIES						
Interest received	1,162,008	403,324	307,798	530,826	355,482	2,759,438
Change in temporary investments	5,102,851	(1,307,824)	(245,777)	(1,982,875)	(178,328)	1,388,047
Net cash provided by (used in) investing activities	6,264,859	(904,500)	62,021	(1,452,049)	177,154	4,147,485
Net increase (decrease) in cash	(2,443,077)	1,608,644	657,436	2,284,160	806,889	2,914,052
Cash and cash equivalents, beginning of year	7,274,817	2,946,497	2,292,670	3,709,333	3,278,771	19,502,088
CASH AND CASH EQUIVALENTS, end of year	$ 4,831,740	$ 4,555,141	$ 2,950,106	$ 5,993,493	$ 4,085,660	$ 22,416,140
NONCASH CAPITAL AND RELATED FINANCING ACTIVITIES						
Capital asset acquisitions under subscriptions (SBITAs)	$ -	$ -	$ -	$ 474,880	$ -	$ 474,880
Developer contributions	112,437	-	-	-	-	112,437
OPERATING INCOME (LOSS)	$ (1,924,389)	$ 2,510,995	$ 1,010,549	$ 3,040,860	$ (1,728,025)	$ 2,909,990
Adjustments to reconcile operating income (loss) to cash provided by (used in) operating activities:						
Depreciation and amortization	4,650,333	502,054	136,959	4,155,064	-	9,444,410
Gain on sale of capital assets	(19,868)	-	-	5,963	-	(13,905)
Other income	331,093	202,603	5,326	7,588	1,746,719	2,293,329
Decrease (increase) in prepaid expenses	(10)	(1,000)	-	-	-	(1,010)
Decrease (increase) in inventories	-	(1,092,576)	-	-	-	(1,092,576)
Decrease (increase) in accounts receivable	390,239	(3,937)	-	-	90,445	476,747
Decrease (increase) in due from/to other funds	(15,670)	748,350	(7,944)	(6,093)	-	718,643
Increase (decrease) in accounts payable	250,442	1,459,353	(158,714)	(84,399)	520,596	1,987,278
Increase (decrease) in customer deposits	-	427,119	-	-	-	427,119
Increase (decrease) in accrued employee benefits	13,798	-	7,892	96,728	-	118,418
NET CASH PROVIDED BY (USED IN) OPERATING ACTVITIES	$ 3,675,968	$ 4,752,961	$ 994,068	$ 7,215,711	$ 629,735	$ 17,268,443

Statistical Section
(Unaudited)

THIS PAGE INTENTIONALLY LEFT BLANK.

GEORGETOWN
TEXAS
more than welcome

City of Georgetown, Texas

Statistical Section (Unaudited)

This part of the City of Georgetown's annual comprehensive financial report presents detailed information as a context for understanding what the information in the financial statements, note disclosures, and required supplementary information says about the government's overall financial health.

Contents:

Financial Trend.....138

These schedules contain trend information to help the reader understand how the government's financial performance and well-being have changed over time.

Revenue Capacity.....148

These schedules contain information to help the reader assess the government's most significant local revenue source, the property tax.

Debt Capacity.....158

These schedules present information to help the reader assess the affordability of the government's current levels of outstanding debt and the government's ability to issue additional debt in the future.

Demographic and Economic Information 172

These schedules offer demographic and economic indicators to help the reader understand the environment within which the government's financial activities take place.

Operating Information.....176

These schedules contain service and infrastructure data to help the reader understand how the information in the government's financial report related to the services the government provides and the activities it performs.

Sources: Unless otherwise noted, the information in these schedules is derived from the annual comprehensive financial reports for the relevant year.

City of Georgetown, Texas
Net Position by Component
Last Ten Fiscal Years
(Accrual Basis of Accounting)

	2025	2024	2023	2022
Governmental activities				
Net investment in capital assets	$ 515,173,019	$ 465,611,860	$ 410,567,205	$ 371,149,670
Restricted	45,804,849	23,084,857	20,362,945	18,018,751
Unrestricted	81,773,747	95,102,868	96,837,289	76,704,463
Total governmental activities net position	$ 642,751,615	$ 583,799,585	$ 527,767,439	$ 465,872,884
Business-type activities				
Net investment in capital assets	938,155,295	830,106,906	697,626,906	585,993,508
Restricted	103,464,695	69,205,576	46,618,445	81,502,846
Unrestricted	230,805,642	178,716,722	196,620,869	135,905,215
Total business-type activities net position	$1,272,425,632	$1,078,029,204	$ 940,866,220	$ 803,401,569
Primary government				
Net investment in capital assets	$1,453,328,314	$1,295,718,766	$1,108,194,111	$ 957,143,178
Restricted	149,269,544	92,290,433	66,981,390	99,521,597
Unrestricted	312,579,389	273,819,590	293,458,158	212,609,678
Total primary government net position	$1,915,177,247	$1,661,828,789	$1,468,633,659	$1,269,274,453

2021	2020	2019	2018	2017	2016
$ 351,232,962	$ 334,866,278	$ 314,793,619	$ 276,645,061	$ 266,518,836	$ 254,289,833
14,116,916	10,217,761	5,992,268	7,677,564	6,423,693	4,958,105
71,547,912	42,054,620	39,926,307	47,211,812	35,069,898	27,598,778
$ 436,897,790	$ 387,138,659	$ 360,712,194	$ 331,534,437	$ 308,012,427	$ 286,846,716
456,121,717	474,482,607	421,399,112	361,380,352	374,238,275	380,034,944
35,057,405	-	-	-	-	-
200,984,120	121,502,015	89,621,895	98,787,599	63,291,864	27,740,653
$ 692,163,242	$ 595,984,622	$ 511,021,007	$ 460,167,951	$ 437,530,139	$ 407,775,597
$ 807,354,679	$ 809,348,885	$ 736,192,731	$ 638,025,413	$ 640,757,111	$ 634,324,777
49,174,321	10,217,761	5,992,268	7,677,564	6,423,693	4,958,105
272,532,032	163,556,635	129,548,202	145,999,411	98,361,762	55,339,431
$1,129,061,032	$ 983,123,281	$ 871,733,201	$ 791,702,388	$ 745,542,566	$ 694,622,313

City of Georgetown, Texas
Changes in Net Position
Last Ten Fiscal Years
(Accrual Basis of Accounting)

	2025	2024	2023	2022
EXPENSES				
Governmental activities				
Culture-recreation	$ 27,020,145	$ 19,762,852	$ 17,732,882	$ 16,297,283
Development	15,124,445	6,890,978	6,333,212	4,827,233
Fire	36,547,582	34,440,258	29,566,354	24,070,090
General government	20,956,255	53,592,162	39,854,052	50,227,479
Police	30,522,037	27,367,230	24,147,505	20,391,650
Streets	26,638,510	8,825,800	10,485,408	6,554,066
Environmental services	162,543	164,747	11,906,563	10,527,603
Interest on long-term debt	19,629,830	14,495,037	11,757,844	9,258,115
Total governmental activities expenses	176,601,347	165,539,064	151,783,820	142,153,519
Business-type activities				
Airport	6,356,549	6,347,668	6,737,661	6,084,802
Electric	111,462,940	109,259,928	99,339,116	94,103,761
Stormwater	8,695,087	7,679,759	8,321,678	5,472,651
Solid Waste	16,595,528	15,718,126	-	-
Water	113,864,226	92,046,748	86,313,785	66,066,322
Total business-type activities expenses	256,974,330	231,052,229	200,712,240	171,727,536
Total primary government expenses	$ 433,575,677	$ 396,591,293	$ 352,496,060	$ 313,881,055
PROGRAM REVENUES				
Governmental activities				
Charges for services				
Culture-recreation	$ 8,042,359	$ 10,041,031	$ 7,370,804	$ 4,716,713
Development	7,493,087	8,257,805	7,781,455	8,937,327
Fire	6,028,672	6,556,718	3,159,284	3,238,329
General government	1,194,675	1,064,915	897,312	833,589
Police	966,840	819,116	661,195	464,542
Streets	485,974	1,167,370	1,175,769	-
Environmental services	1,327,106	-	13,206,716	12,030,074
Operating grants and contributions	25,985,036	15,225,545	7,396,382	8,505,824
Capital grants and contributions	25,178,672	18,786,722	27,834,322	15,433,875
Total governmental activities program revenues	76,702,421	61,919,222	69,483,239	54,160,273
Business-type activities				
Charges for services				
Airport	114,553,215	5,498,915	5,907,684	5,616,773
Electric	181,588,685	105,793,861	99,445,123	96,099,634
Stormwater	5,678,713	5,376,992	4,847,880	4,463,646
Solid Waste	6,455,687	16,403,494	-	-
Water	17,846,651	127,820,964	127,435,863	123,099,145
Operating grants and contributions	530,509	1,144,091	101,184	731,258
Capital grants and contributions	101,194,827	85,267,835	94,393,719	62,133,164
Total business-type activities program revenues	427,848,287	347,306,152	332,131,453	292,143,620
Total primary government program revenues	$ 504,550,708	$ 409,225,374	$ 401,614,692	$ 346,303,893
Net (expense)/revenue				
Governmental activities	$ (99,898,926)	$ (103,619,842)	$ (82,300,581)	$ (87,993,246)
Business-type activities	170,873,957	116,253,923	131,419,213	120,416,084
Total primary government net expense	$ 70,975,031	$ 12,634,081	$ 49,118,632	$ 32,422,838

2021	2020	2019	2018	2017	2016
$ 13,414,830	$ 15,598,354	$ 13,872,915	$ 13,151,439	$ 11,904,166	$ 12,128,222
3,793,141	4,293,027	3,465,789	3,356,356	2,561,792	2,805,625
22,071,561	24,264,619	19,530,308	17,642,881	16,113,850	15,089,501
12,823,730	6,844,030	5,684,392	4,989,778	5,959,340	6,348,544
18,537,264	21,710,738	17,528,376	17,174,693	16,537,297	15,938,090
5,327,307	7,923,523	9,651,202	12,773,454	7,376,116	8,270,333
9,652,598	10,686,467	8,357,796	8,246,680	6,325,688	5,964,867
7,160,163	7,306,732	7,095,415	7,172,983	5,826,012	4,455,057
92,780,594	98,627,490	85,186,193	84,508,264	72,604,261	71,000,239
4,410,182	79,179,630	4,306,091	3,675,044	3,123,008	2,655,035
88,790,270	56,354,897	81,228,070	77,960,552	66,383,559	59,649,218
4,510,808	3,964,161	3,723,377	3,707,981	3,882,824	3,844,129
-	-	-	-	-	-
52,520,362	4,052,203	45,506,608	42,004,858	39,960,102	36,679,504
150,231,622	143,550,891	134,764,146	127,348,435	113,349,493	102,827,886
$ 243,012,216	$ 242,178,381	$ 219,950,339	$ 211,856,699	$ 185,953,754	$ 173,828,125
$ 3,321,875	$ 1,918,354	$ 3,012,266	$ 3,255,788	$ 2,534,735	$ 2,781,283
7,260,417	5,622,473	4,434,081	3,169,625	2,653,201	2,666,369
2,884,031	2,806,272	7,641,026	4,538,006	4,116,783	3,718,280
538,965	1,032,226	45,532	365,766	356,455	1,155,218
495,458	478,602	992,621	1,004,922	743,304	200,276
-	-	-	-	4,124,813	843,386
11,041,283	10,218,066	9,284,703	8,782,764	7,329,850	7,380,876
6,441,555	5,900,401	225,105	1,560,956	470,604	397,920
13,972,698	11,142,679	9,890,127	15,480,125	5,612,025	12,784,076
45,956,282	39,119,073	35,525,461	38,157,952	27,941,770	31,927,684
3,969,953	3,284,729	3,376,373	3,500,244	3,318,983	2,905,729
90,678,737	94,842,210	86,335,438	73,419,224	70,109,269	66,916,207
4,209,406	4,159,000	3,618,468	3,571,582	3,409,626	3,277,508
-	-	-	-	-	-
109,295,979	82,288,865	65,693,605	65,542,222	42,729,980	45,485,151
206,980	132,671	-	-	-	-
47,361,553	51,190,822	31,949,771	11,757,245	32,180,271	25,104,637
255,722,608	235,898,297	190,973,655	157,790,517	151,748,129	143,689,232
$ 301,678,890	$ 275,017,370	$ 226,499,116	$ 195,948,469	$ 179,689,899	$ 175,616,916
$ (46,824,312)	$ (59,508,417)	$ (49,660,732)	$ (46,350,312)	$ (44,662,491)	$ (39,072,555)
105,490,986	92,347,406	56,209,509	30,442,082	38,398,636	40,861,346
$ 58,666,674	$ 32,838,989	$ 6,548,777	$ (15,908,230)	$ (6,263,855)	$ 1,788,791

City of Georgetown, Texas
Changes In Net Position
Last Ten Fiscal Years – Continued
(Accrual Basis Of Accounting)

	2025	2024	2023	2022
GENERAL REVENUES AND OTHER CHANGES IN NET POSITION				
Governmental activities				
Property tax	$ 62,606,779	$ 59,231,430	$ 50,535,097	$ 41,941,149
Sales tax	52,786,878	50,488,921	47,617,023	47,223,463
Hotel occupancy tax	2,181,192	1,942,577	-	-
Mixed beverage tax	393,226	395,392	-	-
Auto inventory tax	310,741	331,711	-	-
Taxes - other	-	-	7,813,724	7,234,817
Franchise taxes	9,765,456	8,480,337	3,121,818	2,320,560
Investment income	20,594,970	19,880,716	13,573,487	1,585,971
Other	5,934,128	11,768,817	7,521,056	4,554,129
Transfers	4,277,586	(1,240,846)	14,012,931	12,108,251
Total governmental activities	$ 158,850,956	$ 151,279,055	$ 144,195,136	$ 116,968,340
Business-type activities				
Franchise taxes	$ 299,440	$ -	$ -	$ -
Investment income	27,500,617	29,491,128	20,058,369	2,930,494
Transfers	(4,277,586)	1,240,846	(14,012,931)	(12,108,251)
Total business-type activities	23,522,471	30,731,974	6,045,438	(9,177,757)
Total primary government	$ 182,373,427	$ 182,011,029	$ 150,240,574	$ 107,790,583
CHANGES IN NET POSITION				
Governmental activities	$ 58,952,030	$ 47,659,213	$ 61,894,555	$ 28,975,094
Business-type activities	194,396,428	146,985,897	137,464,651	111,238,327
Total primary government	$ 253,348,458	$ 194,645,110	$ 199,359,206	$ 140,213,421

2021	2020	2019	2018	2017	2016
$ 36,690,865	$ 33,731,126	$ 30,784,640	$ 27,118,902	$ 24,734,830	$ 22,815,206
39,823,657	31,845,454	27,647,382	25,036,952	23,008,606	21,556,336
-	-	-	-	-	-
-	-	-	-	-	-
-	-	-	-	-	-
1,728,635	1,384,656	1,833,555	1,663,994	3,027,357	2,459,912
6,352,265	5,882,916	5,646,479	5,274,758	4,973,295	4,926,315
261,541	1,514,798	2,687,704	1,518,679	731,135	398,206
1,918,589	2,633,974	2,631,661	-	164,835	-
9,807,891	8,941,958	7,607,068	9,259,037	9,188,144	10,371,215
$ 96,583,443	$ 85,934,882	$ 78,838,489	$ 69,872,322	$ 65,828,202	$ 62,527,190
$ -	$ -	$ -	$ -	$ -	$ -
477,776	1,558,167	2,250,615	1,454,767	544,050	271,508
(9,807,891)	(8,941,958)	(7,607,068)	(9,259,037)	(9,188,144)	(10,371,215)
(9,330,115)	(7,383,791)	(5,356,453)	(7,804,270)	(8,644,094)	(10,099,707)
$ 87,253,328	$ 78,551,091	$ 73,482,036	$ 62,068,052	$ 57,184,108	$ 52,427,483
$ 49,759,131	$ 26,426,465	$ 29,177,757	$ 23,522,010	$ 21,165,711	$ 23,454,635
96,160,871	84,963,615	50,853,056	22,637,812	29,754,542	30,761,639
$ 145,920,002	$ 111,390,080	$ 80,030,813	$ 46,159,822	$ 50,920,253	$ 54,216,274

City of Georgetown, Texas

Fund Balances of Governmental Funds
Last Ten Fiscal Years
(Modified Accrual Basis of Accounting)

	2025	2024	2023	2022
General fund				
Nonspendable	$ 23,392	$ 18,524	$ 16,695	$ 317,611
Committed				
Contingency	20,876,742	19,305,493	18,166,659	15,917,686
Economic stability	-	-	-	
Benefit payout	-	340,000	340,000	340,000
Assigned	-	-	-	
Unassigned	16,173,898	18,512,405	17,427,348	20,939,947
Total general fund	$ 37,074,032	$ 38,176,422	$ 35,950,702	$ 37,515,244
Other governmental funds				
Nonspendable	$ -	$ -	$ 241	$ 15,545
Restricted				
Debt service	5,257,085	4,052,785	2,813,408	1,922,334
Bond funds	217,697,841	191,514,066	143,240,531	112,398,468
Hotel/motel tax	3,877,330	3,184,239	2,782,127	2,325,443
Street maintenance tax	9,074,075	10,024,003	12,078,990	10,490,595
Other purposes	12,917,094	12,308,805	10,240,006	9,373,729
Committed				
Other capital projects	93,763,117	44,070,516	41,063,402	40,692,763
Other purposes	33,012,456	28,785,435	23,224,565	18,793,057
Assigned	-	-	-	-
Unassigned	-	-	-	-
Total all other governmental funds	$ 375,598,998	$ 293,939,849	$ 235,443,270	$ 196,011,934

Note: City of Georgetown first applied GASB Statement No. 54 in fiscal year 2011; therefore, the new fund balance distinctions for years prior to fiscal year 2012 are not available.

2021	2020	2019	2018	2017	2016
$ 126,560	$ 245,067	$ 454,443	$ 231,057	$ 246,648	$ 507,929
11,159,189	11,414,340	9,977,771	8,500,000	7,925,000	7,925,000
1,467,563	-	-	1,150,000	1,150,000	-
340,000	340,000	170,000	252,000	222,000	-
	-	1,011,219	682,350	919,906	1,502,188
16,718,129	9,197,203	2,827,859	1,131,340	2,862,071	2,561,845
$ 29,811,441	$ 21,196,610	$ 14,441,292	$ 11,946,747	$ 13,325,625	$ 12,496,962
$ 53,837	$ 20,930	$ -	$ -	$ -	$ -
1,945,161	1,907,062	2,004,196	2,110,421	1,938,926	1,867,190
72,413,177	38,315,166	32,713,686	29,208,307	17,258,365	23,602,097
1,863,372	1,675,963	1,551,880	1,301,053	853,337	499,231
6,672,999	3,530,549	1,558,875	3,301,181	3,422,465	2,388,379
8,352,587	2,901,071	638,729	547,157	762,196	692,834
36,859,894	31,029,700	20,821,652	16,896,037	11,556,682	10,985,484
12,015,278	6,876,345	6,747,159	7,723,610	5,405,555	3,324,663
-	-	13,469,490	17,529,424	22,456,924	26,160,650
-	-	-	(228,267)	(495,350)	(105,707)
$ 140,176,305	$ 86,256,786	$ 79,505,667	$ 78,388,923	$ 63,159,100	$ 69,414,821

City of Georgetown, Texas

Changes In Fund Balances of Governmental Funds
Last Ten Fiscal Years
(Modified Accrual Basis of Accounting)

	2025	2024	2023	2022
REVENUES				
Property taxes	$ 62,570,832	$ 58,837,353	$ 50,833,873	$41,526,133
Sales tax and other taxes	56,269,144	53,746,353	50,738,841	49,544,023
Franchise taxes	9,765,456	8,480,337	7,813,724	7,234,817
Licenses and permits	-	-	-	-
Charges for service	24,690,137	27,240,672	33,613,366	29,559,161
Fine and forfeitures	848,576	666,283	639,169	426,842
Donations and grants	28,025,427	17,274,196	10,033,692	11,181,032
Investment income	17,835,532	17,536,425	12,297,037	1,447,572
Other revenue	3,057,597	5,985,600	3,130,915	1,772,933
Total revenues	203,062,701	189,767,219	169,100,617	142,692,513
EXPENDITURES				
Culture / recreation	19,242,283	18,396,700	16,708,450	15,369,673
Development	8,702,670	6,597,733	6,047,914	4,740,048
Fire services	33,825,352	33,582,499	28,550,595	24,342,213
General government	17,756,601	16,875,685	16,399,544	15,247,680
Highways and streets	7,746,652	6,813,657	9,045,385	4,721,035
Police	29,103,774	26,728,677	23,351,375	20,693,538
Environmental services	162,543	164,747	11,898,475	10,527,641
Capital outlay	85,130,342	68,693,801	51,538,489	24,773,548
Debt service				
Principal retirement	27,939,589	28,351,402	24,737,478	19,767,875
Interest and fiscal charges	16,816,253	13,243,673	11,848,002	9,887,072
Total expenditures	246,426,059	219,448,574	200,125,707	150,070,323
Excess (deficiency) of revenues over expenditures	(43,363,358)	(29,681,355)	(31,025,090)	(7,377,810)
OTHER FINANCING SOURCES (USES)				
Transfers in	35,188,721	21,894,341	21,095,323	18,413,407
Transfers out	(15,610,822)	(29,325,093)	(14,144,693)	(14,667,587)
Premiums	3,987,223	7,089,406	5,462,336	3,115,851
Sale of property	-	-	-	-
Payment to refunding escrow agent	-	-	-	-
Issuance of bonds	100,355,000	90,745,000	55,760,000	63,821,000
Leases	-	-	619,543	234,571
Subscriptions	-	-	99,375	-
Total other financing sources (uses)	123,920,122	90,403,654	68,891,884	70,917,242
NET CHANGE IN FUND BALANCES	$ 80,556,764	$ 60,722,299	$ 37,866,794	$63,539,432
Debt service as a percentage of noncapital expenditures	27.7%	27.6%	24.6%	23.7%

2021	2020	2019	2018	2017	2016
$ 36,669,503	$ 33,808,581	$ 30,854,570	$ 28,636,709	$ 26,109,522	$ 25,276,211
41,552,292	33,230,110	29,480,937	26,700,946	24,588,124	21,556,336
6,352,265	5,882,916	5,646,479	5,274,758	4,973,295	4,926,315
4,781,179	3,435,817	3,756,125	2,747,720	2,652,279	2,113,126
20,319,316	18,241,169	19,299,458	16,126,270	14,273,666	12,512,232
441,534	399,007	473,251	457,279	500,577	525,510
8,442,013	7,107,087	1,263,616	7,108,038	5,231,886	6,852,346
195,909	1,329,892	2,379,050	1,322,819	672,070	356,761
1,336,361	746,569	2,082,621	2,883,871	1,875,015	3,207,387
120,090,372	104,181,148	95,236,107	91,258,410	80,876,434	77,326,224
12,645,620	12,175,658	13,051,248	12,804,253	11,362,281	11,144,256
3,831,114	3,443,205	3,260,516	3,222,862	2,517,985	5,565,942
22,216,763	19,821,262	18,373,565	16,079,479	14,848,470	13,823,467
6,305,201	5,413,335	5,347,716	5,276,868	4,791,467	3,361,740
4,910,641	4,852,090	9,079,580	12,271,033	6,992,059	7,794,109
18,719,459	17,376,416	16,490,203	15,935,637	14,737,071	13,876,795
9,652,598	8,537,957	7,862,780	7,911,890	6,328,860	5,951,829
20,348,175	23,707,970	32,473,431	28,581,061	39,219,989	23,482,464
15,570,801	13,484,534	12,600,418	11,062,889	10,372,836	8,860,415
8,001,223	7,767,277	7,454,605	6,724,766	5,808,925	4,931,447
122,201,595	116,579,704	125,994,062	119,870,738	116,979,943	98,792,464
(2,111,223)	(12,398,556)	(30,757,955)	(28,612,328)	(36,103,509)	(21,466,240)
16,520,667	13,602,477	12,093,253	16,406,657	15,963,898	14,712,268
(11,752,924)	(7,332,484)	(6,939,985)	(9,893,720)	(10,046,733)	(7,421,944)
8,796,846	-	2,489,315	3,837,621	1,799,286	1,831,554
-	-	2,631,661	-	-	-
(25,844,016)	-	-	(15,027,285)	-	(7,877,733)
76,925,000	19,635,000	24,095,000	47,140,000	22,960,000	50,244,742
-	-	-	-	-	-
-	-	-	-	-	-
64,645,573	25,904,993	34,369,244	42,463,273	30,676,451	51,488,887
$ 62,534,350	$ 13,506,437	$ 3,611,289	$ 13,850,945	$ (5,427,058)	$ 30,022,647
23.1%	22.9%	21.4%	19.5%	20.8%	18.3%

City of Georgetown, Texas
Property Tax Rates, Levies and Collections
Last Ten Fiscal Years
(Modified Accrual Basis of Accounting)

Fiscal Year	Tax Rate	General Fund	Interest and Sinking Fund	Total Tax Levy	Current Tax Collections
2016	0.4340	0.20720	0.22680	23,803,581	23,354,913
2017	0.4240	0.19670	0.22734	25,551,262	25,470,885
2018	0.4200	0.19270	0.22734	28,043,693	27,622,737
2019	0.4200	0.19955	0.22045	30,490,501	30,291,980
2020	0.4200	0.19547	0.22453	33,674,169	33,495,990
2021	0.4180	0.19318	0.22482	36,361,454	36,344,533
2022	0.4010	0.16132	0.23968	41,374,812	41,034,846
2023	0.3740	0.13219	0.24181	50,038,063	50,478,762
2024	0.3740	0.13268	0.24132	58,780,343	58,539,650
2025	0.3647	0.12511	0.23959	62,167,624	61,059,034

Source: Williamson County Tax Assessor.

Percent of Levy Collected	Delinquent Tax Collections	Total Tax Collections	Total Collections as a Percent of Current Levy	Outstanding Delinquent Taxes	Outstanding Delinquent Taxes as a Percent of Current Levy
98.12%	71,125	23,426,038	98.41%	377,543	1.59%
99.69%	(6,876)	25,464,009	99.66%	452,566	1.77%
98.50%	89,789	27,712,526	98.82%	581,133	2.07%
99.35%	69,555	30,361,535	99.58%	509,410	1.67%
99.47%	52,780	33,548,770	99.63%	429,275	1.27%
99.95%	55,067	36,399,600	100.10%	451,867	1.24%
99.18%	37,224	41,072,069	99.27%	877,115	2.12%
100.88%	10,787	50,489,549	100.90%	564,094	1.13%
99.59%	90,783	58,630,433	99.74%	961,599	1.64%
98.22%	190,823	61,249,857	98.52%	987,185	1.59%

City of Georgetown, Texas

Assessed and Estimated Actual Value of Taxable Property
Last Ten Fiscal Years

	Real Property		Personal Property	
Fiscal Year	Assessed Value [1]	Estimated Actual Value	Assessed Value [1]	Estimated Actual Value
2016	5,460,868,492	5,460,868,492	372,206,180	372,206,180
2017	6,055,421,970	6,055,421,970	426,545,483	426,545,483
2018	6,547,754,115	6,547,754,115	542,912,696	542,912,696
2019	7,402,055,252	7,402,055,252	428,295,165	428,295,165
2020	8,112,088,405	8,112,088,405	569,752,477	569,752,477
2021	8,473,277,625	8,473,277,625	701,058,487	701,058,487
2022	10,156,092,100	10,156,092,100	793,964,283	793,964,283
2023	12,950,755,672	12,950,755,672	930,237,215	930,237,215
2024	15,699,361,604	15,699,361,604	1,053,167,412	1,053,167,412
2025	17,087,029,396	17,087,029,396	1,304,645,850	1,304,645,850

Source: Williamson County Appraisal District Tax Assessor/Collector.

[1] Net of exemptions.

Total		Total Direct Tax Rate	Ratio of Total Assessed Value to Total Estimated Actual Value
Assessed Value [1]	Estimated Actual Value		
5,838,074,672	5,838,074,672	0.4340	100.00%
6,481,967,453	6,481,967,453	0.4240	100.00%
7,090,666,811	7,090,666,811	0.4200	100.00%
7,830,350,417	7,830,350,417	0.4200	100.00%
8,681,840,882	8,681,840,882	0.4200	100.00%
9,174,336,112	9,174,336,112	0.4180	100.00%
10,950,056,383	10,950,056,383	0.4010	100.00%
13,880,992,887	13,880,992,887	0.3740	100.00%
16,752,529,016	16,752,529,016	0.3740	100.00%
18,391,675,246	18,391,675,246	0.3647	100.00%

City of Georgetown, Texas
Property Tax Rates – Direct and Overlapping Governments
(Per $100 of Assessed Value)
Last Ten Fiscal Years

	City of Georgetown					
Fiscal Year	General Fund	Debt Service Fund	Total City	Georgetown Independent School District	Williamson County	Total
2016	0.21	0.23	0.44	1.40	0.48	2.32
2017	0.21	0.22	0.43	1.41	0.48	2.32
2018	0.19	0.23	0.42	1.41	0.46	2.29
2019	0.20	0.22	0.42	1.41	0.46	2.29
2020	0.20	0.22	0.42	1.34	0.46	2.22
2021	0.19	0.22	0.41	1.31	0.46	2.18
2022	0.16	0.24	0.40	1.23	0.44	2.07
2023	0.13	0.24	0.37	1.21	0.38	1.96
2024	0.13	0.24	0.37	1.05	0.38	1.79
2025	0.12	0.24	0.36	1.05	0.40	1.81

Source: Information furnished by respectiv e tax assessors.

City of Georgetown, Texas
Principal Property Taxpayers
Current Year and Nine Years Ago

	2025			2016		
Taxpayer	Assessed Value	Rank	Percentage of Total Assessed Value [1]	Assessed Value	Rank	Percentage of Total Assessed Value [1]
ZT Systems	$ 293,750,487	1	1.60%			
Citicorp North America	228,807,327	2	1.24%	$ 60,732,836	2	1.04%
Citigroup Technology Inc	123,734,108	3	0.67%	50,222,987	3	0.86%
BT-JV VG LLC	106,213,800	4	0.58%			
WPG Wolf Ranch LLC	105,000,000	5	0.57%	69,711,336	1	1.19%
BVF-V Georgetown 2 LLC	94,000,000	6	0.51%			
Blue Sprins Business Park LLC	89,807,182	7	0.49%			
SL6 Georgetown LP	88,726,178	8	0.48%			
Magnolia Georgetown LLC	79,704,000	9	0.43%			
Georgetown Senior Living LLC	77,600,000	10	0.42%			
The Bassham Trust				36,694,921	4	0.63%
St. David's Healthcare Partnership				35,136,906	5	0.60%
Westinghouse Pointe Apts				27,364,236	6	0.47%
Vantage at Georgetown LLC				25,204,000	7	0.43%
Summary at Rivery Park LTD				25,029,930	8	0.43%
Two Rivers GT Ltd				24,669,572	9	0.42%
South Austin Ave Prof Bldg				22,351,976	10	0.38%
Total	$ 1,287,343,082		7.00%	$ 377,118,700		6.46%

Source: WCAD CGT Certified Supporting Documents.

[1] The total assessed valuation for the fiscal year ended September 30, 2025 was certified at $18,391,675,246.

*Per certified roll. Does not include some major property owners whose property is under protest as of date of certification.

City of Georgetown, Texas
Taxable Sales by Category
Last Ten Fiscal Years

NAICS Sectors	2025*	2024	2023	2022
Agriculture/Forestry/Fishing/Hunting	$ 3,783	$ 2,775	$ 17,035	$ -
Mining, quarrying, oil & gas extraction	-	-	-	-
Utilities	53,419,812	47,617,881	36,832,291	35,375,045
Construction	47,982,085	48,152,261	62,970,783	45,622,460
Manufacturing	43,393,013	83,185,223	63,476,099	169,007,705
Wholesale trade	92,001,021	63,456,735	62,118,973	55,479,923
Retail trade	973,906,256	960,875,987	874,507,960	906,081,517
Transportation, warehousing	26,513,512	24,986,765	15,191,731	10,944,833
Information	16,937,791	30,198,712	20,749,681	42,457,791
Finance, insurance	119,614,611	1,234,800	1,582,209	4,294,491
Real estate, rental, leasing	13,270,111	9,944,499	8,424,225	5,388,949
Professional, scientific, technical svcs	13,201,597	16,858,785	14,443,725	14,072,659
Management of companies, enterprises	97,217	10,000	14,315	225,783
Admin, support, waste mgmt, remediation svcs	21,072,688	16,363,751	19,723,529	18,815,027
Educational svcs	678,617	746,920	670,239	868,677
Healthcare, social assistance	983,712	758,152	1,235,596	590,284
Arts, entertainment, recreation	17,607,919	15,723,831	14,271,772	11,615,073
Accommodation, food services	275,129,267	261,307,369	242,716,524	217,724,101
Other svcs (except public administration)	170,561,739	173,618,012	189,113,329	156,889,815
Public administration	137,852	-	-	-
Other	-	-	-	-
Total	$1,886,512,603	$1,755,042,458	$1,628,060,016	$1,695,454,133
City direct sales tax rate	2.00%	2.00%	2.00%	2.00%

Source: Window on State Government - Glenn Hegar, Texas Comptroller of Public Accounts website.

Amounts subject to sales tax have been restated by the state since the 2012 CAFR release.

Notes: All reporting is by North American Industry Classification System (NAICS) sector. Standard Industrial Classification (SIC) Codes are no longer being assigned to taxpayers.

*Only first three Quarters for 2025 (City FY25 October 2024 to June 2025) was available at time of update

2021	2020	2019	2018	2017	2016
$ -	$ -	$ -	$ -	$ -	$ -
-	-	-	-	-	-
34,607,661	35,016,212	43,667,940	30,132,050	24,653,363	24,509,458
14,594,711	33,901,554	40,056,047	25,020,124	24,798,897	18,369,915
168,503,155	123,745,096	115,742,117	120,869,078	82,046,181	7,590,482
30,908,183	27,978,783	27,804,152	24,744,056	24,816,039	21,912,478
723,021,201	599,889,893	549,216,372	534,956,456	525,453,413	552,269,512
8,442,931	4,564,338	3,677,032	3,834,944	3,219,999	2,159,562
51,734,427	76,362,611	77,390,775	62,540,410	47,709,743	51,059,437
2,241,971	2,632,221	2,612,369	3,303,579	3,557,444	3,357,319
4,169,500	3,827,475	3,444,769	3,364,139	3,387,155	3,393,642
14,515,633	12,500,619	9,757,092	9,359,072	8,624,509	8,189,352
820,995	604,538	638,249	180,993	-	315,805
14,039,895	10,492,522	12,919,075	10,208,258	8,787,903	8,131,282
458,419	356,809	540,780	645,249	479,225	538,758
512,056	585,190	734,147	546,285	607,795	439,596
7,235,932	9,140,944	12,786,896	12,774,273	13,139,889	12,251,028
174,746,808	155,984,061	152,328,276	141,635,730	134,051,840	127,069,718
131,024,780	79,418,380	40,019,932	30,602,131	27,870,439	26,724,994
-	-	1,027	57,786	31,743	18,245
-	-	-	-	2,613	-
$1,381,578,258	$1,177,001,246	$1,093,337,047	$1,014,774,613	$ 933,238,190	$ 868,300,583
2.00%	2.00%	2.00%	2.00%	2.00%	2.00%

City of Georgetown, Texas
Direct and Overlapping Sales Tax Rates
Last Ten Fiscal Years

Fiscal Year	City Direct Rate	State of Texas
2016	2%	6.25%
2017	2%	6.25%
2018	2%	6.25%
2019	2%	6.25%
2020	2%	6.25%
2021	2%	6.25%
2022	2%	6.25%
2023	2%	6.25%
2024	2%	6.25%
2025	2%	6.25%

Source: Information furnished by City of Georgetown.

City of Georgetown, Texas

Sales Tax Revenue Payers by Industry
Fiscal Years 2025 and 2016

NAICS Sectors	2025* Number of Filers	Percent of Total		Tax Liability	Percent of Total
Agriculture/Forestry/Fishing/Hunting	14	0.47%	$ 3,783	$ 76	0.00%
Mining, quarrying, oil & gas extraction	2	0.07%	-	-	0.00%
Utilities	8	0.27%	53,419,812	1,068,396	2.83%
Construction	263	8.81%	47,982,085	959,642	2.54%
Manufacturing	195	6.53%	43,393,013	867,860	2.30%
Wholesale trade	106	3.55%	92,001,021	1,840,020	4.88%
Retail trade	1,038	34.76%	973,906,256	19,478,125	51.62%
Transportation, warehousing	21	0.70%	26,513,512	530,270	1.41%
Information	50	1.67%	16,937,791	338,756	0.90%
Finance, insurance	15	0.50%	119,614,611	2,392,292	6.34%
Real estate, rental, leasing	63	2.11%	13,270,111	265,402	0.70%
Professional, scientific, technical svcs	225	7.54%	13,201,597	264,032	0.70%
Management of companies, enterprises	5	0.17%	97,217	1,944	0.01%
Admin, support, waste mgmt, remediation svcs	159	5.32%	21,072,688	421,454	1.12%
Educational svcs	23	0.77%	678,617	13,572	0.04%
Healthcare, social assistance	57	1.91%	983,712	19,674	0.05%
Arts, entertainment, recreation	112	3.75%	17,607,919	352,158	0.93%
Accommodation, food services	339	11.35%	275,129,267	5,502,585	14.58%
Other svcs (except public administration)	211	7.07%	170,561,739	3,411,235	9.04%
Public administration	5	0.17%	137,852	2,757	0.01%
Other	75	2.51%	-	-	0.00%
Totals	2,986	100.00%	$1,886,512,603	$ 37,730,250	100.00%

NAICS Sectors	2016 Number of Filers	Percent of Total		Tax Liability	Percent of Total
Agriculture/Forestry/Fishing/Hunting	3	0.17%	$ -	$ -	0.00%
Mining, quarrying, oil & gas extraction	2	0.12%	-	-	0.00%
Utilities	7	0.41%	23,300,359	466,007	2.61%
Construction	119	6.89%	32,632,561	652,651	3.65%
Manufacturing	115	6.66%	22,890,673	457,813	2.56%
Wholesale trade	69	4.00%	20,757,315	415,146	2.32%
Retail trade	612	35.46%	552,155,541	11,043,111	61.80%
Transportation, warehousing	17	0.98%	1,868,373	37,367	0.21%
Information	34	1.97%	50,831,951	1,016,639	5.69%
Finance, insurance	11	0.64%	3,260,095	65,202	0.36%
Real estate, rental, leasing	31	1.80%	3,448,108	68,962	0.39%
Professional, scientific, technical svcs	135	7.82%	8,237,405	164,748	0.92%
Management of companies, enterprises	3	0.17%	-	-	0.00%
Admin, support, waste mgmt, remediation svcs	106	6.14%	7,701,976	154,040	0.86%
Educational svcs	8	0.46%	543,793	10,876	0.06%
Healthcare, social assistance	29	1.68%	424,063	8,481	0.05%
Arts, entertainment, recreation	55	3.19%	12,199,537	243,991	1.37%
Accommodation, food services	176	10.20%	126,060,979	2,521,220	14.11%
Other svcs (except public administration)	143	8.29%	27,095,153	541,903	3.03%
Public administration	5	0.29%	18,236	365	0.00%
Other	46	2.67%	35,018	-	0.00%
Totals	1,726	100.00%	$ 893,461,136	$ 17,868,522	100.00%

Source: Window on State Government.

Notes: The City direct sales tax rate for both 2025 and 2016 is 2%. Due to confidentiality issues, the names of the ten largest revenue payers are not available. The categories presented are intended to provide alternative information regarding the sources of the City's revenue. All reporting is now by North American Industry Classification System (NAICS) sectors. Standard Industrial Classification (SIC) Codes are no longer being assigned to taxpayers, and data on SIC filers is no longer available.

*Only first three Quarters for 2025 (City FY25 October 2024 to June 2025) was available at time of update

City of Georgetown, Texas
Ratios of Outstanding Debt by Type
Last Ten Fiscal Years

	Governmental Activities					
Fiscal Year	General Obligation Bonds	Sales Tax Revenue Bonds	Special Assessment Bonds	Related Premiums	Subscription Liability	Lease Liability
2016	154,191,338	7,225,000	-	4,596,657	-	-
2017	170,194,599	6,685,000	-	6,020,112	-	-
2018	192,278,643	6,125,000	-	9,391,939	-	-
2019	204,223,225	5,555,000	-	11,175,985	-	-
2020	210,843,700	4,960,000	-	10,360,307	-	-
2021	246,977,899	4,340,000	-	18,313,360	-	-
2022	283,870,024	3,695,000	7,681,000	20,159,633	-	-
2023	315,624,546	3,025,000	7,619,000	23,896,674	2,154,663	2,801,493
2024	364,878,674	2,320,000	7,423,000	27,880,502	4,391,207	1,882,870
2025	438,045,418	1,580,000	7,219,000	29,817,135	2,547,434	921,004

Note: Details regarding the City's outstanding debt can be found in the notes to the financial statements.

Business-Type Activities							
Revenue Bonds	General Obligation Bonds	PPFCO	Related Premiums	Subscription Liability	Total Primary Government	Percentage of Personal Income	Per Capita
72,545,000	15,286,384	-	2,943,619	-	256,787,998	10.25%	4,323
92,730,000	13,865,309	-	5,152,405	-	294,647,425	9.56%	4,774
93,335,000	12,491,356	-	5,043,308	-	318,665,246	9.88%	4,868
87,295,000	12,336,775	-	4,778,117	-	325,364,102	11.12%	4,802
100,220,124	12,066,301	-	4,925,077	-	343,375,508	8.94%	4,753
88,515,000	32,732,100	48,025,000	6,111,744	-	445,015,103	10.29%	5,835
301,600,000	32,039,975	43,850,000	20,052,422	-	712,948,054	11.90%	8,495
398,235,000	30,855,455	39,310,000	27,893,686	48,432	853,061,252	12.16%	9,138
499,085,000	42,745,855	34,690,000	37,597,454	48,432	1,031,088,461	14.70%	11,045
585,780,000	21,259,493	29,990,000	41,841,779	57,375	1,159,058,637	13.23%	10,072

City of Georgetown, Texas

Ratios of Net General Obligation Bonded Debt to Assessed Value and Net General Obligation Bonded Debt Per Capita
Last Ten Fiscal Years

Fiscal Year	Population	Assessed Value [1]	Taxable Assessed Valuation Per Capita	Gross Bonded Debt [2] [4]	Less Debt Service Funds Available
2016	58,723	5,838,074,672	99,417	169,477,722	1,867,190
2017	60,642	6,481,967,453	106,889	184,059,908	1,946,870
2018	63,227	7,090,666,811	112,146	204,770,000	2,113,651
2019	67,756	7,830,350,417	115,567	216,560,000	2,242,784
2020	72,243	8,681,840,882	120,176	222,910,001	2,195,384
2021	76,270	9,174,336,112	120,288	327,735,000	2,254,777
2022	83,927	10,950,056,383	130,471	359,760,000	738,984
2023	93,354	13,880,992,887	148,692	385,790,001	146,822
2024	104,163	16,752,529,016	160,830	442,314,528	2,417,810
2025	115,079	18,391,675,246	159,818	489,294,910	2,306,985

Sources: WCAD

Notes: Details regarding the City's outstanding debt can be found in the notes to the financial statements.

[1] Net of exemptions.

[2] Includes all long-term general obligation debt.

[3] Less debt service funds available.

[4] Excludes special assessment debt

Net Bonded Debt	Ratio of Net Bonded Debt to Assessed Value [3]	Ratio of Gross Bonded Debt to Assessed Value [3]	Net Bonded Debt Per Capita [3]	Total Bonded Debt Per Capita [3]
167,610,532	2.87%	2.87%	2,854	2,854
182,113,038	2.81%	2.81%	3,003	3,003
202,656,349	2.86%	2.86%	3,205	3,205
214,317,216	2.74%	2.74%	3,163	3,163
220,714,617	2.54%	2.54%	3,055	3,055
325,480,223	3.55%	3.55%	4,267	4,267
359,021,016	3.28%	3.28%	4,278	4,278
385,643,179	2.78%	2.78%	4,131	4,131
439,896,718	2.63%	2.63%	4,223	4,223
486,987,925	2.65%	2.65%	4,232	4,232

City of Georgetown, Texas

Computation of Direct and Estimated Overlapping Bonded Debt
Last Ten Fiscal Years

Taxing Body	Debt		City's Share [2]		
	Amount	As of	Percent	Amount	Per Capita [1]
ESTIMATED OVERLAPPING DEBT					
Georgetown I.S.D.	$1,107,370,000	09/30/2025	67.92%	$ 752,125,704	$ 7,547
Austin CCD	657,685,000	09/30/2025	0.00%	-	-
Berry Creek Highlands MUD	5,700,000	09/30/2025	99.99%	5,699,430	57
Jarrell ISD	378,085,104	09/30/2025	26.53%	100,305,978	1,007
Somerset Hills Road District	23,205,000	09/30/2025	100.00%	23,205,000	233
Southeast Williamson County	48,490,000	09/30/2025	100.00%	48,490,000	487
Upper Brushy Creek WCID	48,465,000	09/30/2025	1.35%	654,278	7
Williamson County	1,422,205,000	09/30/2025	13.79%	196,122,070	1,968
Williamson Co MUD #28	53,940,000	09/30/2025	100.00%	53,940,000	541
Williamson Co MUD #29	42,210,000	09/30/2025	100.00%	42,210,000	424
Williamson Co MUD #34	17,135,000	09/30/2025	100.00%	17,135,000	172
Total estimated overlapping debt	$3,804,490,104		32.59%	$1,239,887,460	$ 12,443
DIRECT DEBT - City of Georgetown [3]	480,129,991	09/30/2025	100.00%	480,129,991	4,817
DIRECT AND ESTIMATED OVERLAPPING DEBT	$4,284,620,095			$1,720,017,451	$ 17,260
RATIO OF DIRECT AND OVERLAPPING TAX SUPPORTED DEBT TO TAXABLE ASSESSED VALUATION					

Source:

[1] GISD taxpayer population - 142,933
Berry Creek Highlands MUD population - 1,365
Jarrell ISD taxpayer population - 19,349
Somerset Hills Road District population - 6,175
Southeast Williamson County population - 5,190
Upper Brushy Creek WCID population - 396,300
Williamson County population - 727,480
Williamson Co MUD #28 population - 2,395
Williamson Co MUD #29 population - 3,245
Williamson Co MUD #34 population - 1,668
City of Georgetown population - 115,079

[2] Information represents the share of the respective debt which are obligations of the citizens of the City of Georgetown

[3] Direct debt of the City of Georgetown does not include the Special Assessment bonds of the Parks at Westhaven PID

THIS PAGE INTENTIONALLY LEFT BLANK.

GEORGETOWN
TEXAS
more than welcome

City of Georgetown, Texas
Computation of Legal Debt Margin
Last Ten Fiscal Years

	2025	2024	2023	2022
DEBT LIMIT	$ 248,287,616	$ 226,159,142	$ 187,393,404	$ 123,188,134
Total net debt applicable to limit [1]	35,100,000	34,520,000	30,315,000	25,105,000
LEGAL DEBT MARGIN	$ 213,187,616	$ 191,639,142	$ 157,078,404	$ 98,083,134
Total net debt applicable to limit as a percentage of debt limit	14.14%	15.26%	16.18%	20.38%
ASSESSED VALUATION MINUS EXEMPTIONS 2024				$ 18,391,675,246
Allowable tax levy for annual debt service purpose: $1.50 per $100 of assessed valuation, assuming 90% collection rate				$ 248,287,616
2025 annual debt service requirements for general obligation debt:				
Principal			35,100,000	
Interest and fiscal charges			17,677,958	52,777,958
Legal margin for annual debt service requirements				$ 195,509,658

Note: All taxable property within the City is subject to the assessment levy and collection by the City of a continuing, direct annual ad valorem tax sufficient to provide for the payment of principal and interest on the Bonds within the limits prescribed by law. Article XI, Section 5, of the Texas Constitution is applicable to the City, and limits the maximum ad valorem tax rate to $2.50 per $100 assessed valuation (for all City purposes). The Charter of the City adopts the provisions of the constitution without further limitation. Under rules promulgated by the Office of the Attorney General of Texas, such office will not approve tax bonds of the City unless the City can demonstrate its ability to pay debt service requirements on all outstanding City tax bonds, including the issue to be approved, from a tax levy of $1.50 per $100 of valuation, based on 90% collection of tax.

[1] The legal margin computation includes the general obligation debt that will be repaid by self-supporting sources such as the Airport, Stormwater Drainage, Water, Electric, and Georgetown Transportation Enhancement Corporation (GTEC) funds.

2021	2020	2019	2018	2017	2016
$ 103,211,281	$ 97,670,710	$88,091,442	$ 79,770,002	$72,922,134	$65,678,340
23,760,000	13,940,000	12,502,643	12,725,000	10,354,174	9,082,545
$ 79,451,281	$ 83,730,710	$75,588,799	$ 67,045,002	$62,567,960	$56,595,795
23.02%	14.27%	14.19%	15.95%	14.20%	13.83%

City of Georgetown, Texas
Revenue Bond Coverage
Utility Funds [1]
Last Ten Fiscal Years

Fiscal Year	Eligible Revenues	Interest Earnings	Operating Expenses (Excluding Depreciation)	Net Revenue Available for Debt Service
2016	112,401,358	263,279	82,451,857	30,212,780
2017	126,705,643	529,545	91,766,018	35,469,170
2018	138,961,446	1,421,310	103,030,548	37,352,208
2019	152,029,043	2,185,604	107,422,916	46,791,731
2020	172,989,001	1,504,417	119,498,271	54,995,147
2021	198,281,733	464,333	118,941,398 *	79,804,668
2022	218,998,259	2,641,666	130,606,960 *	91,032,965
2023	225,784,253	19,644,597	142,979,543 *	102,449,307
2024	232,756,597	28,689,971	152,017,822 *	109,428,746
2025	295,908,030	26,396,085	169,621,750 *	152,682,365

Source: Finance and Administration Division.

Notes: [1] Electric, Water, and Wastewater only.

* Removed Amortization of Regulatory Asset from Calculation

Debt Service Requirements			
Principal	Interest and Fiscal Charges	Total	Times Coverage
5,227,329	2,738,792	7,966,121	3.79
5,845,826	2,931,943	8,777,769	4.04
6,717,094	3,433,854	10,150,948	3.68
6,982,358	3,681,909	10,664,267	4.39
6,580,745	3,237,072	9,817,817	5.60
7,337,253	3,512,316	10,849,569	7.36
7,577,888	4,846,506	12,424,394	7.33
8,490,870	17,575,879	26,066,749	3.93
12,790,000	17,971,009	30,761,009	3.56
14,665,000	23,343,094	38,008,094	4.02

City of Georgetown, Texas

Utility System Condensed Statement of Operations [1]
For the Last Ten Fiscal Years

	2025	2024	2023	2022
REVENUES				
Water System	$ 123,780,168	$ 92,101,774	$ 74,815,224	$ 64,358,893
Electric System	105,834,126	97,596,894	91,457,318	86,877,653
Miscellaneous	14,909,052	13,790,255	12,480,835	16,175,137
Interest Earnings	26,396,075	28,689,981	19,644,597	2,641,666
Total revenues	270,919,421	232,178,904	198,397,974	170,053,349
EXPENSES [1]				
Water System	41,975,369	36,712,665	34,690,382	28,321,528
Electric System	24,222,990	21,232,166	19,780,078	17,524,284
Utility Contracts	88,674,624	88,749,436	81,689,907	78,588,958
Total expenses	154,872,983	146,694,267	136,160,367	124,434,770
NET AVAILABLE FOR DEBT SERVICE	$ 116,046,438	$ 85,484,637	$ 62,237,607	$ 45,618,579

Notes:

[1] Excluding depreciation costs & plant management cost

[2] Electric, Water & Wastewater only

Information provided to comply with continuing disclosure requirements of SEC Rule 15c2-12.

Average Annual Principal and Interest Requirements, 2026 -2055	$ 32,294,946
Coverage of Average Requirements by Fiscal Year 2025 Net Income	3.59
Maximum Principal and Interest Requirements, 2026	$ 46,266,472
Coverage of Maximum Requirements by Fiscal Year 2025 Net Income	0.40

2021	2020	2019	2018	2017	2016
$ 56,268,199	$ 49,491,109	$ 44,271,022	$ 41,055,098	$ 37,776,171	$ 34,861,125
80,933,054	85,733,317	80,255,956	69,170,339	65,001,374	61,570,922
16,331,769	8,516,124	6,447,569	6,348,385	5,661,272	5,107,307
464,333	1,504,417	2,185,604	1,421,310	529,545	263,279
153,997,355	145,244,967	133,160,151	117,995,132	108,968,362	101,802,633
24,643,443	29,882,636	24,329,664	22,201,454	21,485,743	13,520,486
17,702,987	16,563,721	18,713,967	18,876,347	16,712,384	14,623,945
71,031,640	66,283,879	61,833,672	59,621,450	53,567,891	51,999,930
113,378,070	112,730,236	104,877,303	100,699,251	91,766,018	80,144,361
$ 40,619,285	$ 32,514,731	$ 28,282,848	$ 17,295,881	$ 17,202,344	$ 21,658,272

City of Georgetown, Texas

Utility System Condensed Statement of System Equity [2]
For the Last Ten Fiscal Years

	2025	2024	2023	2022
Utility system [1]	$ 999,419,269	$ 905,321,087	$ 825,369,288	$ 745,750,539
Less: accumulated depreciation	(293,264,104)	(261,576,273)	(239,430,504)	(219,203,897)
Net value of system	706,155,165	643,744,814	585,938,784	526,546,642
Plus: Construction in Progress	514,987,092	319,215,479	162,977,727	56,910,557
Net plant	1,221,142,257	962,960,293	748,916,511	583,457,199
Plus: Working capital	542,490,590	537,669,619	529,100,424	472,563,790
Total	1,763,632,847	1,500,629,912	1,278,016,935	1,056,020,989
Revenue bond debt [2]	585,780,000	499,085,000	398,235,000	301,600,000
CITY'S EQUITY IN SYSTEM	$ 1,177,852,847	$ 1,001,544,912	$ 879,781,935	$ 754,420,989
PERCENTAGE CITY'S EQUITY IN SYSTEM	66.79%	66.74%	68.84%	71.44%

Notes:

[1] Electric, Water and Wastewater funds only

[2] Changes in bond ordinances no longer require reservation of interest and sinking or reserve funds for utility revenue debt.

Information provided to comply with continuing disclosure requirements of SEC Rule 15c2-12.

2021	2020	2019	2018	2017	2016
$ 693,019,892	$ 645,250,729	$ 611,718,902	$ 553,287,525	$ 525,643,929	$ 494,823,457
(200,858,513)	(183,285,833)	(162,305,826)	(146,759,978)	(133,268,971)	(121,636,964)
492,161,379	461,964,896	449,413,076	406,527,547	392,374,958	373,186,493
29,392,041	20,817,803	9,721,532	12,635,837	7,358,762	12,759,150
521,553,420	482,782,699	459,134,608	419,163,384	399,733,720	385,945,643
210,105,683	149,323,989	93,607,376	93,545,021	93,642,260	62,636,620
731,659,103	632,106,688	552,741,984	512,708,405	493,375,980	448,582,263
88,515,000	95,585,000	87,295,000	98,311,788	99,715,131	84,655,583
$ 643,144,103	$ 536,521,688	$ 465,446,984	$ 414,396,617	$ 393,660,849	$ 363,926,680
87.90%	84.88%	84.21%	80.83%	79.79%	81.13%

City of Georgetown, Texas

Demographic and Economic Statistics
Last Ten Fiscal Years

Fiscal Year	Population	Personal Income	Per Capita Personal Income	School Enrollment	Unemployment Rate
2016	59,134	2,572,210,732	43,498	11,452	4.00%
2017	60,642	2,709,423,918	44,679	11,444	2.90%
2018	63,227	3,040,649,657	48,091	11,512	2.90%
2019	67,756	3,440,378,656	50,776	11,804	3.40%
2020	72,243	3,839,354,235	53,145	11,827	6.70%
2021	76,270	4,323,975,110	56,693	12,741	4.50%
2022	83,927	5,990,037,844	71,372	13,005	3.60%
2023	93,354	7,012,659,126	75,119	13,479	4.30%
2024	104,163	7,585,982,964	72,828	13,884	4.20%
2025	115,079	8,763,956,324	76,156	14,012	4.50%

Sources:
Population: City of Georgetown Planning and Development Division.
Per Capita Personal Income: U.S. Dept. of Commerce / Bureau of Economic Analysis
School Enrollment: Georgetown Independent School District.
Unemployment Rate: Texas Workforce Commission, Labor Market and Career Information TRACER.

Notes:
Per capita personal income is for Williamson County and reflects estimates available.
Population for 2024 reflects city's population estimate for month ending Sep 30, 2025.
Personal income calculated using city's population estimate and per capita income data.
Unemployment rate reflects estimate for month ending Sep 30, 2025.

City of Georgetown, Texas
Principal Employers
Current Year and Nine Years Ago

	2025			2016		
Employer	Employees	Rank	Percentage of Total City Employment	Employees	Rank	Percentage of Total City Employment
Georgetown ISD	2,000	1	1.82%	1,550	2	2.73%
Williamson County Govt	1,937	2	1.76%	1,582	1	2.79%
City of Georgetown	992	3	0.90%	682	3	1.20%
ZT Systems	525	4	0.48%			
St. David's Hospital	516	5	0.47%	512	4	0.90%
Airborn, Inc	505	6	0.46%	482	5	0.85%
Southwestern University	479	7	0.44%	450	6	0.79%
Rock Springs Hospital	257	8	0.23%			
Chatsworth Products Georgetown	254	9	0.23%			
Costco	244	10	0.22%			
Wesleyan Homes			0.00%	340	7	0.60%
Caring Home Health			0.00%	269	8	0.47%
Lone Star Circle of Care			0.00%	201	9	0.35%
Sun City (Del Webb)			0.00%	170	10	0.30%
Totals	7,709		7.01%	6,238		10.99%

Source: Economic Development Department.

City of Georgetown, Texas

Full Time Equivalent City Government Employees by Function
Last Ten Fiscal Years

Function	2025	2024	2023	2022	2021	2020	2019	2018	2017	2016
General Government										
Culture & Recreation										
Administration	11	11	2	2	2	2	2	2	2	-
CVB	5	5	5	5	5	5	5	5	5	-
Parks	29	29	31	29	28	28	28	28	20	21
Recreation	24	24	27	27	27	26	26	25	23	27
Rec. Programs	5	5	8	5	5	6	6	6	6	6
Library	28	25	26	24	24	24	24	24	24	23
Development										
Development Engineering	9	-	-	-	-	-	-	-	-	-
Planning	21	20	19	18	15	13	13	12	11	10
Inspection Svcs.	22	23	23	21	19	15	15	14	14	13
Code Enforcement	6	6	6	6	6	6	5	5	5	5
Environmental										
Environmental Svcs.	-	-	3	1	1	1	1	1	1	1
Fire Services										
Fire Based Paramedic Program	24	24	24	24	24	23	23	23	19	15
Support Svcs.	23	23	22	21	18	15	15	14	14	14
Emergency Svcs.	126	126	120	117	109	106	106	88	88	84
General Government										
Ask GTX Call Center	9	9	-	-	-	-	-	-	-	-
General Government	12	7	15	6	5	4	3	3	3	2
Community Services	2	2	2	1	2	2	-	-	-	-
City Secretary	9	9	8	8	6	6	6	6	5	5
City Manager's Office	11	13	13	11	11	12	9	9	10	10
Highways / Streets										
Transportation Admin.	4	4	2	4	4	4	3	3	4	2
Streets	31	30	30	23	22	19	20	20	19	19
Police Services										
Administration	5	4	4	4	4	4	4	4	4	4
Field Operations	135	136	133	124	119	117	111	110	106	103
Animal Svcs.	13	12	12	12	12	12	12	11	11	11
Municipal Court	4	4	5	6	7	7	7	7	7	7
Fleet Services	10	10	10	10	10	10	10	9	9	9
Facilities Maintenance	8	8	8	8	7	6	6	6	7	7
Information Technology	42	40	40	39	38	25	25	23	22	18
Joint Svcs.	128	128	128	105	101	110	110	109	104	101
Water	144	112	99	78	60	60	57	52	58	51
Sewer	18	20	16	13	10	7	7	7	7	7
Electric	91	85	79	80	76	74	77	77	67	73
Other Enterprises	23	22	17	17	16	15	15	14	15	14
Total	1,032	976	937	849	793	764	751	717	690	658

Source: City Finance and Administration Division.

Notes: A full-time employee is scheduled to work 2,080 hours per year (including vacation and sick leave).

Full-time equivalent employment is calculated by dividing total labor hours by 2,080.

THIS PAGE INTENTIONALLY LEFT BLANK.

GEORGETOWN
TEXAS
more than welcome

City of Georgetown, Texas
Operating Indicators by Functions
Last Ten Fiscal Years

Function	2025	2024	2023	2022
Culture and recreation				
Recreation Center memberships	24,512	27,708	27,237	22,090
CVB number of visitor inquiries	39,995	42,547	40,927	43,865
Library				
Circulation	490,697	498,454	518,558	504,946
Number of patrons added	6,249	6,131	6,534	6,229
Economic Development				
Number of proposals generated	64	78	57	25
Community Development				
Inspections/Code Enforcement				
Number of inspections	77,151	76,290	77,343	93,064
New residential permits issued	1,493	2,166	1,520	2,585
New commercial permits issued/TFO/Industrial	239	247	75	60
Number of code enforcement violations	3,572	3,525	2,738	1,734
Planning and Development Services				
Development applications filed	1,788	1,904	1,850	1,079
Annexations (in acres)	866	68	403	329
Fire Services				
Number of calls for service	15,972	15,375	14,481	13,322
General Govt				
Bond rating - S&P	AAA	AAA	AA+	AA+
City Manager's Office				
Number of public information requests processed	4,773	3,942	3,765	3,853
Police Services				
Number of calls for service	74,545	37,412	39,473	35,536
Number of traffic accidents	3,667	3,388	3,458	3,063
Animal Services				
Number of pets impounded	1,135	1,782	1,437	1,297
Number of adoptions	523	937	756	749
Municipal Court				
Number of court cases	6,175	5,912	5,425	2,691
Number of warrants served	197	346	187	247
Utility Office				
Number of utility customers	76,508	73,066	68,193	64,049
Water				
Number of new connects	3,507	3,795	3,074	4,849
Average daily water treated (million gallons)	28.6	25.8	26.2	27.9
Average daily consumption (million gallons)	23.8	21.3	26.2	22.8
Sewer				
Number of new connects	1,886	2,209	2,788	3,566
Average daily wastewater treated (million gallons)	7.3	7.2	6.4	6.0
Electric				
kWhs consumed	849,425,644	818,155,349	765,487,262	732,900,202
Number of new connects	1,388	952	2,257	1,066
AMR				
Total number of work orders completed	101,858	102,716	89,627	52,325
Total reads by AMR	1,614,669	1,472,125	1,046,458	1,000,515
Other Enterprises				
Stormwater & Drainage				
Number of detention ponds cleaned	708	696	636	300
Number of work orders	199	222	173	21
Airport				
Gallons of fuel sold	1,198,609	1,080,710	1,111,756	1,034,117

Sources: Various City departments and City-Monthly Activity Indicators Report.

2021	2020	2019	2018	2017	2016
13,559	11,713	13,127	13,001	12,433	12,944
35,492	39,063	78,857	77,119	75,302	69,108
363,581	430,995	547,279	498,281	533,602	513,725
3,363	3,025	4,791	4,100	3,529	3,818
89	68	61	68	62	51
83,763	75,520	61,741	55,702	41,834	40,500
2,520	1,882	1,334	1,193	728	703
77	70	48	66	85	66
11,598	13,838	17,687	18,777	8,702	13,784
728	600	530	430	408	385
129	75	428	962	649	246
9,995	10,613	10,539	10,070	9,362	8,510
AA+	AA+	AA+	AA+	AA+	AA+
2,957	2,493	2,028	1,818	1,589	1,290
37,957	35,090	33,618	30,307	25,803	24,704
2,855	2,244	2,534	2,358	2,145	2,156
1,308	1,384	1,358	1,462	1,533	1,891
706	783	803	888	1,028	872
3,165	3,397	4,406	3,925	4,797	4,905
17	170	150	146	225	278
57,070	54,206	50,539	46,534	43,281	40,372
5,357	4,003	3,065	4,446	2,351	1,532
22.5	22.5	19	20	19	13
22.5	22.5	19	18	16	16
3,683	1,827	2,873	2,355	2,006	1,221
5.6	5.4	6	5	4	5
677,712,117	664,967,846	643,472,635	649,208,058	621,464,114	605,019,836
2,002	1,501	1,102	1,254	581	315
47,558	38,205	9,237	5,203	3,677	3,223
858,963	852,737	1,064,472	741,638	723,463	694,802
320	318	600	600	552	456
335	225	340	263	233	242
919,324	793,970	732,974	759,400	866,833	778,328

City of Georgetown, Texas
Capital Assets by Functions
Last Ten Fiscal Years

Function	2025	2024	2023	2022
Culture and recreation				
Parks (developed acres)	1,169	1,148	1,152	1,115
Recreation Centers	1	1	1	1
Senior Centers	1	1	1	1
Libraries	1	1	1	1
Mobile Book Unit	1	1	1	1
Fire Services				
Fire stations	7	7	7	7
Fire vehicles	89	75	62	54
Highways and streets				
Center line miles	500	478	460	445
Police Services				
Police stations	1	1	1	1
Police vehicles	146	134	108	101
Police motorcycle units	-	-	-	-
Electric				
Meters	35,831	34,443	32,626	31,234

Sources: Various City departments and City budget document.

2021	2020	2019	2018	2017	2016
1,115	1,084	1,054	1,054	494	480
1	1	1	1	1	1
1	1	1	1	1	1
1	1	1	1	1	1
-	-	-	-	-	-
7	5	5	5	5	5
50	48	43	38	36	36
421	397	438	327	326	324
1	1	1	1	1	1
108	99	97	92	91	88
-	4	6	6	6	6
30,697	28,562	27,660	26,558	25,607	24,881

City of Georgetown, Texas
Ten Largest Electric Customers
For the Fiscal Year Ended September 30, 2025

Customer	% of Total Electric Usage
CITICORP OF N AMERICA, INC.	10.54%
CITY OF GEORGETOWN	4.46%
FINDLAY MACHINE AND TOOL	3.18%
ZT SYSTEMS	2.42%
SOUTHWESTERN UNIVERSITY	2.21%
WILLIAMSON COUNTY	1.88%
SCOTT & WHITE MEDICAL CENTER	1.46%
GEORGETOWN INDEPENDENT SCHOOL DISTRICT	1.36%
ROUND ROCK PREMIUM OUTLETS	1.14%
HEB GROCERY CO	1.14%
TOTAL	29.78%

Source: City of Georgetown Customer Care.

City of Georgetown, Texas
Water Usage (Gallons)
Last Ten Fiscal Years

Fiscal Year Ended September 30,	Average Day Usage (000s)	Peak Day Production (000s)	Total Usage (000s)
2016	15,603	34,712	5,695,453
2017	15,815	38,003	5,772,395
2018	17,304	41,217	6,316,003
2019	19,130	41,692	6,449,467
2020	19,629	42,870	7,184,253
2021	19,580	38,420	7,146,831
2022	22,794	38,931	8,319,823
2023	21,497	46,410	7,846,401
2024	21,469	44,900	7,836,294
2025	23,350	48,400	8,522,874

Source: City of Georgetown

City of Georgetown, Texas

Ten Largest Potable Water Customers
For the Fiscal Year Ended September 30, 2025

Customer	Water Usage (1,000 Gallons)	% of Total Water Usage
CITICORP OF N AMERICA, INC.	53,616	0.63%
CITY OF GEORGETOWN	52,137	0.61%
SOUTHWESTERN UNIVERSITY	44,539	0.52%
WILLIAMSON COUNTY	36,482	0.43%
PULTE HOMES OF TEXAS LP	35,240	0.41%
DDC MERRITT HERITAGE LTD	34,061	0.40%
GEORGETOWN ISD	33,654	0.39%
PERRY HOMES	31,026	0.36%
CITY OF FLORENCE	27,092	0.32%
VILLAGES OF GEORGETOWN	26,629	0.31%
TOTAL	374,476	4.39%

Source: City of Georgetown Customer Care.

City of Georgetown, Texas
Daily Flow (Wastewater Treatment)
Last Ten Fiscal Years

Average Daily Wastewater Flow	
Fiscal Year	**Gallons**
2016	4,871,523
2017	4,068,219
2018	4,517,592
2019	6,433,000
2020	6,216,592
2021	8,365,370
2022	10,521,384
2023	8,044,566
2024	10,558,470
2025	11,574,230

Source: City of Georgetown

City of Georgetown, Texas
Ten Largest Wastewater Customers
For the Fiscal Year Ended September 30, 2025

Customer	Volume (1,000 Gallons)	% of Total
CITICORP OF N AMERICA, INC.	52,713	1.25%
WILLIAMSON COUNTY	31,404	0.74%
Georgetown Independent School District	28,881	0.68%
SOUTHWESTERN UNIVERSITY	21,914	0.52%
PERRY HOMES	20,576	0.49%
PULTE HOMES OF TEXAS LP	17,068	0.40%
GEORGETOWN INFINITI	15,565	0.37%
CITY OF GEORGETOWN	14,473	0.34%
ST DAVIDS GTWN HOSPITAL	13,646	0.32%
TAYLOR MORRISON	12,227	0.29%
	228,467	5.41%

Source: City of Georgetown

City of Georgetown, Texas

Valuation, Exemptions and Ad Valorem Tax Debt
For the Fiscal Year Ended September 30, 2025

VALUATION, EXEMPTIONS AND AD VALOREM TAX DEBT
SEPTEMBER 30, 2025

2024/25 Market Valuation Established by Williamson Central Appraisal District (excluding totally exempt property)		19,802,369,296
Less Exemptions/Reductions at 100% Market Value:		(1,410,694,050)
2024/25 Taxable Assessed Valuation		18,391,675,246
City Funded Debt Payable from Ad Valorem Taxes [1]	$ 387,939,910	
The Bonds	37,565,000	
The Certificates	63,790,000	
Total Debt Payable from Ad Valorem Taxes [1]		489,294,910
Interest and Sinking Fund		(2,306,985)
Net Debt Payable from Ad Valorem Taxes		486,987,925
Ratio of Net Tax Supported Debt to Taxable Assessed Valuation [1]		2.65%

2025 Estimated Population - 115,079
Per Capita Taxable Assessed Valuation - $159,818
Per Capita Net Ad Valorem Tax Debt Payable from Ad Valorem Taxes - $4,232

City of Georgetown, Texas

Taxable Assessed Valuations by Category
Last Ten Fiscal Years

Category	2025 Amount	2025 % of Total	2024 Amount	2024 % of Total
Real, Residential, Single-Family	$ 12,586,253,595	61.19%	$ 12,287,568,313	63.81%
Real, Residential, Multi-Family	2,162,197,626	10.51%	1,994,628,957	10.36%
Real, Vacant Lots/Tracts	252,135,174	1.23%	276,136,734	1.43%
Real, Acreage (Land Only)	394,599,239	1.92%	392,272,745	2.04%
Real, Farm and Ranch Improvements	187,935,789	0.91%	146,458,431	0.76%
Real, Commercial/industrial	3,157,407,680	15.35%	2,600,894,495	13.51%
Real and Intangible, Personal, Utilities, Other	158,473,235	0.77%	122,281,531	0.63%
Tangible Personal, Commercial	1,049,761,804	5.10%	840,963,964	4.37%
Tangible Personal, Industrial	-	0.00%	-	0.00%
Tangible Personal, Other, Inventory	619,787,967	3.01%	595,990,099	3.09%
Total Appraisal Value Before Exemptions	$ 20,568,552,109	100.00%	$ 19,257,195,269	100.00%
Less: Total Exemptions/Reductions	2,176,876,863		2,504,666,253	
Taxable Assessed Value	$ 18,391,675,246		$ 16,752,529,016	

Category	2020 Amount	2020 % of Total	2019 Amount	2019 % of Total
Real, Residential, Single-Family	$ 6,186,218,922	64.77%	$ 5,771,630,770	66.32%
Real, Residential, Multi-Family	553,433,317	5.79%	392,904,514	4.51%
Real, Vacant Lots/Tracts	132,587,985	1.39%	126,008,013	1.45%
Real, Acreage (Land Only)	376,424,722	3.94%	380,712,227	4.37%
Real, Farm and Ranch Improvements	94,432,830	0.99%	86,900,050	1.00%
Real, Commercial/industrial	1,376,948,403	14.42%	1,327,848,862	15.26%
Real and Intangible, Personal, Utilities, Other	69,585,049	0.73%	65,072,520	0.75%
Tangible Personal, Commercial	462,417,703	4.84%	316,561,698	3.64%
Tangible Personal, Industrial	-	0.00%	-	0.00%
Tangible Personal, Other, Inventory	298,544,512	3.13%	235,348,599	2.70%
Total Appraisal Value Before Exemptions	$ 9,550,593,443	100.00%	$ 8,702,987,253	100.00%
Less: Total Exemptions/Reductions	868,752,561		872,636,836	
Taxable Assessed Value	$ 8,681,840,882		$ 7,830,350,417	

Source: Williamson County Appraisal District

2023		2022		2021	
Amount	% of Total	Amount	% of Total	Amount	% of Total
$12,032,925,491	68.48%	$ 8,154,721,328	65.63%	$ 6,318,239,568	62.68%
1,214,014,651	6.91%	818,970,533	6.59%	633,531,009	6.29%
174,253,795	0.99%	147,232,992	1.18%	153,372,158	1.52%
453,661,017	2.58%	373,263,529	3.00%	356,440,543	3.54%
213,435,675	1.21%	112,143,114	0.90%	111,480,801	1.11%
2,078,674,336	11.83%	1,666,799,158	13.41%	1,469,237,893	14.58%
105,789,450	0.60%	97,602,903	0.79%	71,978,325	0.71%
723,300,791	4.12%	636,474,210	5.12%	578,114,694	5.74%
-	0.00%		0.00%	-	0.00%
575,014,503	3.27%	418,065,418	3.36%	387,242,840	3.84%
$17,571,069,709	100.00%	$12,425,273,185	100.00%	$10,079,637,831	100.00%
3,690,076,822		1,475,216,802		905,301,719	
$13,880,992,887		$10,950,056,383		$ 9,174,336,112	

2018		2017		2016	
Amount	% of Total	Amount	% of Total	Amount	% of Total
$ 5,269,955,833	67.22%	$ 4,843,150,575	66.57%	$ 4,461,872,364	66.73%
321,729,040	4.10%	301,347,956	4.14%	244,374,369	3.65%
113,986,653	1.45%	102,618,534	1.41%	109,578,980	1.64%
413,248,527	5.27%	392,906,486	5.40%	400,074,586	5.98%
12,051,614	0.15%	11,464,706	0.16%	10,959,024	0.16%
1,090,806,455	13.91%	1,119,423,577	15.39%	1,018,036,078	15.22%
55,881,385	0.71%	20,955,168	0.29%	39,895,007	0.60%
441,440,286	5.63%	365,113,563	5.02%	294,660,363	4.41%
-	0.00%	-	0.00%	-	0.00%
120,423,148	1.54%	118,430,638	1.63%	107,456,924	1.61%
$ 7,839,522,941	100.00%	$ 7,275,411,203	100.00%	$ 6,686,907,695	100.00%
748,856,130		793,443,750		848,833,023	
$ 7,090,666,811		$ 6,481,967,453		$ 5,838,074,672	

City of Georgetown, Texas

Authorized but Unissued General Obligation Bonds
September 30, 2025

Purpose	Date Authorized	Amount Authorized	Amount Issued	Unissued Balance
Roads	05/09/2015	$ 105,000,000	$ 102,975,000	$ 2,025,000
Roads	05/10/2021	90,000,000	90,000,000	-
Facilities-Prop A	11/7/2023	56,000,000	7,000,000	49,000,000
Parks Facilities-Prop B	11/7/2023	49,000,000	-	49,000,000
Facilities-Prop C	11/7/2023	15,000,000	3,000,000	12,000,000
Parks Facility-Prop D	11/7/2023	10,000,000	-	10,000,000
Total		$ 325,000,000	$ 202,975,000	$ 122,025,000

THIS PAGE INTENTIONALLY LEFT BLANK.

GEORGETOWN
TEXAS
more than welcome

City of Georgetown, Texas

General Fund Revenues and Expenditure History
Last Ten Fiscal Years

	Fiscal Year Ending September 30,			
	2025	2024	2023	2022
Revenues:				
Taxes	$ 63,698,236	$ 60,325,676	$ 55,933,478	$ 52,808,791
Charges for Services	17,214,270	17,806,445	27,871,272	27,540,383
Fines and Forfeitures	654,997	578,769	583,368	395,868
Miscellaneous and Interest	10,199,627	12,105,173	11,250,463	9,168,270
Total Revenues	91,767,130	90,816,063	95,638,581	89,913,312
Expenditures:				
General Government	15,718,666	15,875,730	15,200,563	8,183,267
Development Services	7,195,532	5,446,318	4,850,483	4,272,405
Culture / Recreation	16,437,516	15,392,263	14,188,891	12,854,601
Fire Services	33,644,309	31,779,911	28,414,442	24,149,250
Police Services	28,911,949	26,425,074	23,235,945	20,596,780
Environmental Services / Streets	7,471,848	6,669,037	20,702,518	15,141,625
Capital Outlay	473,593	349,183	1,001,300	670,030
Total Expenditures	109,853,413	101,937,516	107,594,142	85,867,958
Excess (Deficiency) of Revenues Over Expenditures	(18,086,283)	(11,121,453)	(11,955,561)	4,045,354
Transfers In	20,669,394	14,539,171	13,101,180	10,355,279
Transfers Out	(3,685,501)	(1,191,998)	(3,429,079)	(6,931,401)
Proceeds from lease	-	-	619,543	234,571
Proceeds from lease	-	-	99,375	-
Net Increase (Decrease)	(1,102,390)	2,225,720	(1,564,542)	7,703,803
Fund Balance, Beginning of Year	38,176,422	35,950,702	37,515,244	29,811,441
Fund Balance, End of Year	$ 37,074,032	$ 38,176,422	$ 35,950,702	$ 37,515,244

Source: City's Audited Financial Statements.

Fiscal Year Ending September 30,					
2021	2020	2019	2018	2017	2016
$ 46,453,931	$ 40,326,794	$ 36,564,950	$ 33,892,988	$ 31,618,006	$ 29,675,061
23,379,815	20,732,256	22,894,696	16,236,312	14,490,911	12,789,375
375,174	363,513	348,353	352,296	453,675	476,138
7,056,643	5,883,819	1,511,303	1,082,940	825,006	1,074,393
77,265,563	67,306,382	61,319,302	51,564,536	47,387,598	44,014,967
5,746,940	4,815,269	4,914,894	4,913,556	4,436,866	3,237,092
3,693,025	3,380,104	3,126,561	2,910,130	2,389,998	2,297,979
10,915,628	10,485,028	10,994,484	10,319,911	9,552,133	9,447,132
22,039,309	19,557,377	18,113,884	13,526,334	12,500,721	11,806,803
18,598,445	17,188,341	16,295,091	15,804,410	14,471,049	13,778,073
13,809,311	12,263,385	12,294,557	12,663,901	10,310,775	10,333,422
191,594	1,213,733	-	-	-	-
74,994,252	68,903,237	65,739,471	60,138,242	53,661,542	50,900,501
2,271,311	(1,596,855)	(4,420,169)	(8,573,706)	(6,273,944)	(6,885,534)
10,017,430	8,877,033	7,686,360	9,165,637	9,592,342	8,909,975
(3,673,910)	(524,860)	(771,646)	(1,970,809)	(2,489,735)	(1,531,334)
-	-	-	-	-	-
-	-	-	-	-	-
8,614,831	6,755,318	2,494,545	(1,378,878)	828,663	493,107
21,196,610	14,441,292	11,946,747	13,325,625	12,496,962	12,003,855
$ 29,811,441	$ 21,196,610	$ 14,441,292	$ 11,946,747	$ 13,325,625	$ 12,496,962

City of Georgetown, Texas

Municipal Sales Tax History – General Fund
Last Ten Fiscal Years

Fiscal Year Ended September 30,	Total Collected	% of Ad Valorem Tax Levy	Equivalent of Ad Valorem Tax Rate	Per Capita	Levy	Tax Rate
2016	12,679,188	54.22%	0.2353	216	23,384,947	0.4340
2017	13,595,005	53.21%	0.2256	232	25,551,262	0.4240
2018	14,827,612	52.87%	0.2221	235	28,043,693	0.4200
2019	16,581,705	54.38%	0.2284	245	30,490,501	0.4200
2020	19,108,465	56.75%	0.2383	265	33,674,169	0.4200
2021	23,895,422	65.72%	0.2747	313	36,361,454	0.4180
2022	28,335,537	68.48%	0.2746	338	41,374,812	0.4010
2023	28,571,800	57.10%	0.2136	306	50,038,063	0.3740
2024	30,293,223	51.54%	0.1927	291	58,780,343	0.3740
2025	31,673,955	50.95%	0.1858	275	62,167,624	0.3647

City of Georgetown, Texas

Monthly and Volumetric Water Rates
For the Fiscal Year Ended September 30, 2025

Customer Meter Size	Customer Charge per Month	
	Inside City	Outside City
5/8 inch	$30.50	$36.70
3/4 inch	45.75	55.05
1 inch	76.25	91.75
1 1/2 inch	152.50	183.50
2 inch	305.00	367.00
3 inch	732.00	880.80
4 inch	1,281.00	1,541.40
6 inch	2,806.00	3,376.40
8 inch	4,880.00	5,872.00
Fire Hydrant	732.00	880.80

Residential Water Rates	
1,000 Gallons	Volumetric Rate
0 - 7	$2.55
7 - 15	3.85
15 - 25	6.75
25 and over	13.50

Nonresidential Water Rates	
Cost per thousand gallons, Tier 1	$3.40
Cost per thousand gallons, Tier 2	9.15
Irrigation Meter, cost per thousand gallons, Tier 1	10.15
Fire Hydrant Meter	12.00

Source: City of Georgetown
Note: Rates effective October 1, 2024

City of Georgetown, Texas

Monthly Wastewater Rates

For the Fiscal Year Ended September 30, 2025

Residential and Small Commercial

Net Monthly Rate:	
Flat Rate Inside City Limits:	$54.35
Flat Rate Outside City Limits:	$62.50

* Low income residential discount: 20% below current flat rate for qualifying households

Commercial

Net Monthly Rate:	
a. Inside City Limits	
1. Customer Charge	$82.15 per month
2. Volumetric Charge*	$4.75 per 1,000 gallons
b. Outside City Limits	
1. Customer Charge	$94.55 per month
2. Volumetric Charge*	$5.40 per 1,000 gallons

Multifamily

Net Monthly Rate:	
a. Inside City Limits	
1. Volumetric Charge*	2/3 Residential Rate x # of Dwelling Units
b. Outside City Limits	
1. Volumetric Charge*	2/3 Residential Rate x # of Dwelling Units

* Multifamily Dwellings serv ed by one master meter will be billed on a per unit basis.
The minimum charge will be based on premises location and multiplied by number of swelling unit.
Any non-residential portion of a multifamily location with a separate meter shall be considered a small commercial, commercial, or large commercial consumer, depending upon the size of the line to said meter.

Large Commercial

Net Monthly Rate:	
a. Inside City Limits	
1. Customer Charge	$145.90 per month
2. Volumetric Charge*	$4.75 per 1,000 gallons
b. Outside City Limits	
1. Customer Charge	$167.90 per month
2. Volumetric Charge*	$5.40 per 1,000 gallons

Industrial

Net Monthly Rate:	
a. Inside City Limits	
1. Customer Charge	$113.65 per month
2. Volumetric Charge*	$4.75 per 1,000 gallons multiplied by the customer's wastewater strength factor
b. Outside City Limits	
1. Customer Charge	$125.75 per month
2. Volumetric Charge*	$5.40 per 1,000 gallons multiplied by the customer's wastewater strength factor

Large Industrial

Net Monthly Rate:	
a. Inside City Limits	
1. Customer Charge	$177.10 per month
2. Volumetric Charge*	$4.75 per 1,000 gallons multiplied by the customer's wastewater strength factor
b. Outside City Limits	
1. Customer Charge	$199.00 per month
2. Volumetric Charge*	$5.40 per 1,000 gallons multiplied by the customer's wastewater strength factor

Source: City of Georgetown
Note: Rates effectiv e October 1, 2024

City of Georgetown, Texas

Monthly Electric Rates

For the Fiscal Year Ended September 30, 2025

All Customers	
Purchased Power Cost Adjustment:	$0.01375 per kWh
Transmission Cost of Service:	$0.0000 per kWh
Residential Sales Tax:	2.00% of total electric charges; outside City limits: None
Commercial Sales Tax:	8.25% of total electric charges; outside City limits: 6.25%

Energy Conservation	
Residential	$1.00 per month
Net Energy Metering - Residential	$1.00 per month
Small General	$1.00 per month
Net Energy Metering - Small General	$1.00 per month
School	$5.00 per month
Municipal Water and Wastewater Pumping	$5.00 per month
Municipal	$5.00 per month
Large General	$10.00 per month
Commercial & Industrial	$15.00 per month
Large Commercial & Industrial	$25.00 per month
Very Large Commercial & Industrial	$25.00 per month

Streetlight Fee	
Monthly Fee	$2.40 per account within City limits

Residential Service	
Customer Charge:	$24.80 per month
Energy Charge:	$0.0958 per kWh
Electric Discount (Medicaid):	$7.44 Credit against meter base charge

Net Energy Metering (NEM) Effective 03/01/25)	
Customer Charge:	$24.80 per month
Com Customer Charge:	$24.80 per month
Energy Received Credit:	$0.04321 per kWh

Small General Service	
Customer Charge:	$50.00 per month
Energy Charge:	$0.0902 per kWh
Minimum Bill:	$50.00 per month

School Charge	
Customer Charge:	$200.00 per month
Energy Charge:	$0.1150 per kWh
Minimum Bill:	$200.00 per month

Water & Wastewater Pumping Service	
Customer Charge:	$195.00 per month
Energy Charge:	$0.04504 per kWh
Demand Charge:	$19.58 per kWh
Minimum Bill:	$195.00 per month

City of Georgetown, Texas

Monthly Electric Rates (Continued)
For the Fiscal Year Ended September 30, 2025

Municipal Service	
Customer Charge:	$132.00 per month
Energy Charge:	$0.0700 per kWh
Minimum Bill:	$132.00 per month

Large General Service	
Customer Charge:	$175.00 per month
Demand Charge:	$11.00 per kWh (50 kW minimum), but not less than $550.00
Energy Charge:	$0.06543 per kWh
Minimum Bill:	$725.00 per month

Commercial & Industrial Services	
Customer Charge:	$350.00 per month
Demand Charge:	$16.00 per kWh, but not less than $8,000.00 per month
Energy Charge:	$0.05648 per kWh
Minimum Bill:	$8,350.00 per month

Large Commercial & Industrial Service	
Customer Charge:	$510.00 per month
Demand Charge:	$19.25 per kWh, but not less than $38,500.00
Energy Charge:	$0.05317 per kWh
Minimum Bill:	$39,010.00 per month

Very Large Commercial & Industrial Service	
Customer Charge:	$5,500.00 per month
Demand Charge:	$19.25 per kWh
Energy Charge:	$0.05317 per kWh

High Pressure Sodium Lighting Service	Security Lighting
100 Watt per light (35 kWh)	$8.50 per month
200 Watt per light (71 kWh)	$14.50 per month
250 Watt per light (86 kWh)	$16.70 per month
400 Watt per light (137 kWh)	$23.50 per month

Source: City of Georgetown
Effective October 1, 2024
PCA effective February 1, 2021

Compliance Section

THIS PAGE INTENTIONALLY LEFT BLANK.

GEORGETOWN
TEXAS
more than welcome

1601 South MoPac Expressway, Suite D250
Austin, Texas 78746
512-609-1900

Independent Auditor's Report on Internal Control over Financial Reporting and on Compliance and Other Matters Based on an Audit of Financial Statements Performed In Accordance with *Government Auditing Standards*

To the Honorable Mayor and
Members of the City Council
City of Georgetown, Texas

We have audited, in accordance with the auditing standards generally accepted in the United States of America and the standards applicable to financial audits contained in *Government Auditing Standards* issued by the Comptroller General of the United States, the financial statements of the governmental activities, the business-type activities, the discretely presented component unit, each major fund, and the aggregate remaining fund information of the City of Georgetown, Texas (the City), as of and for the year ended September 30, 2025, and the related notes to the financial statements, which collectively comprise the City's basic financial statements and have issued our report thereon dated February 27, 2026.

Report on Internal Control over Financial Reporting

In planning and performing our audit of the financial statements, we considered the City's internal control over financial reporting (internal control) to determine the audit procedures that are appropriate in the circumstances for the purpose of expressing our opinion on the financial statements, but not for the purpose of expressing an opinion on the effectiveness of the City's internal control. Accordingly, we do not express an opinion on the effectiveness of the City's internal control.

A *deficiency in internal control* exists when the design or operation of a control does not allow management or employees, in the normal course of performing their assigned functions, to prevent, or detect and correct, misstatements on a timely basis. A *material weakness* is a deficiency, or a combination of deficiencies, in internal control such that there is a reasonable possibility that a material misstatement of the entity's financial statements will not be prevented, or detected and corrected, on a timely basis. A *significant deficiency* is a deficiency, or a combination of deficiencies, in internal control that is less severe than a material weakness, yet important enough to merit attention by those charged with governance.

Our consideration of internal control was for the limited purpose described in the first paragraph of this section and was not designed to identify all deficiencies in internal control that might be material weaknesses or significant deficiencies. Given these limitations, during our audit we did not identify any deficiencies in internal control that we consider to be material weaknesses. However, material weaknesses or significant deficiencies may exist that were not identified.

Report on Compliance and Other Matters

As part of obtaining reasonable assurance about whether the City's financial statements are free from material misstatement, we performed tests of its compliance with certain provisions of laws, regulations, contracts, and grant agreements, noncompliance with which could have a direct and material effect on the determination of financial statement amounts. However, providing an opinion on compliance with those provisions was not an objective of our audit and, accordingly, we do not express such an opinion. The results of our tests disclosed no instances of noncompliance or other matters that are required to be reported under *Government Auditing Standards*.

Weaver and Tidwell, L.L.P.

The Honorable Mayor and
Members of the City Council
City of Georgetown, Texas

Purpose of the Report

The purpose of this report is solely to describe the scope of our testing of internal control and compliance and the results of that testing, and not to provide an opinion on the effectiveness of the City's internal control or on compliance. This report is an integral part of an audit performed in accordance with *Government Auditing Standards* in considering the entity's internal control and compliance. Accordingly, this communication is not suitable for any other purpose.

Weaver and Tidwell, L.L.P.

WEAVER AND TIDWELL, L.L.P.

Austin, Texas
February 27, 2026

1601 South MoPac Expressway, Suite D250
Austin, Texas 78746
512-609-1900

Independent Auditor's Report on Compliance for Each Major Federal Program and Report on Internal Control over Compliance Required by the Uniform Guidance

To the Honorable Mayor and
Members of City Council
City of Georgetown, Texas

Report on Compliance for Each Major Federal Program

Opinion on Each Major Federal Program

We have audited the compliance of the City of Georgetown, Texas (the City) with the types of compliance requirements identified as subject to audit in the OMB Compliance Supplement that could have a direct and material effect on each of the City's major federal programs for the year ended September 30, 2025. The City's major federal programs are identified in the summary of auditor's results section of the accompanying schedule of findings and questioned costs.

In our opinion, the City complied, in all material respects, with the compliance requirements referred to above that could have a direct and material effect on each of its major federal programs for the year ended September 30, 2025.

Basis for Opinion on Each Major Federal Program

We conducted our audit of compliance in accordance with auditing standards generally accepted in the United States of America (GAAS); the standards applicable to financial audits contained in *Government Auditing Standards* issued by the Comptroller General of the United States (*Government Auditing Standards*); and the audit requirements of Title 2 U.S. *Code of Federal Regulations* Part 200, *Uniform Administrative Requirements, Cost Principles, and Audit Requirements for Federal Awards* (Uniform Guidance). Our responsibilities under those standards and the Uniform Guidance are further described in the Auditor's Responsibilities for the Audit of Compliance section of our report.

We are required to be independent of the City and to meet our other ethical responsibilities, in accordance with relevant ethical requirements relating to our audit. We believe that the audit evidence we have obtained is sufficient and appropriate to provide a basis for our opinion on compliance for each major federal program. Our audit does not provide a legal determination of the City's compliance with the compliance requirements referred to above.

Responsibilities of Management for Compliance

Management is responsible for compliance with the requirements referred to above and for the design, implementation, and maintenance of effective internal control over compliance with the requirements of laws, statutes, regulations, rules and provisions of contracts or grant agreements applicable to the City's federal programs.

Auditor's Responsibilities for the Audit of Compliance

Our objectives are to obtain reasonable assurance about whether material noncompliance with the compliance requirements referred to above occurred, whether due to fraud or error, and express an opinion on the City's compliance based on our audit. Reasonable assurance is a high level of assurance but is not absolute assurance and therefore is not a guarantee that an audit conducted in accordance with GAAS, *Government Auditing Standards* and the Uniform Guidance will always detect material noncompliance when it exists. The risk of not detecting material noncompliance resulting from fraud is higher than for that resulting from error, as fraud may involve collusion, forgery, intentional omissions, misrepresentations, or the override of internal control. Noncompliance with the compliance requirements referred to above is considered material, if there is a substantial likelihood that, individually or in the aggregate, it would influence the judgment made by a reasonable user of the report on compliance about the City's compliance with the requirements of each major federal program as a whole.

In performing an audit in accordance with GAAS, *Government Auditing Standards* and the Uniform Guidance we:

- Exercise professional judgment and maintain professional skepticism throughout the audit.
- Identify and assess the risks of material noncompliance, whether due to fraud or error, and design and perform audit procedures responsive to those risks. Such procedures include examining, on a test basis, evidence regarding the City's compliance with the compliance requirements referred to above and performing such other procedures as we considered necessary in the circumstances.
- Obtain an understanding of the City's internal control over compliance relevant to the audit in order to design audit procedures that are appropriate in the circumstances and to test and report on internal control over compliance in accordance with the Uniform Guidance, but not for the purpose of expressing an opinion on the effectiveness of the City's internal control over compliance. Accordingly, no such opinion is expressed.

We are required to communicate with those charged with governance regarding, among other matters, the planned scope and timing of the audit and any significant deficiencies and material weaknesses in internal control over compliance that we identified during the audit.

Report on Internal Control Over Compliance

A *deficiency in internal control over compliance* exists when the design or operation of a control over compliance does not allow management or employees, in the normal course of performing their assigned functions, to prevent, or detect and correct, noncompliance with a type of compliance requirement of a federal program on a timely basis. A *material weakness in internal control over compliance* is a deficiency, or a combination of deficiencies, in internal control over compliance, such that there is a reasonable possibility that material noncompliance with a type of compliance requirement of a federal program will not be prevented, or detected and corrected, on a timely basis. A *significant deficiency in internal control over compliance* is a deficiency, or a combination of deficiencies, in internal control over compliance with a type of compliance requirement of a federal program that is less severe than a material weakness in internal control over compliance, yet important enough to merit attention by those charged with governance.

The Honorable Mayor and
Members of the City Council
City of Georgetown, Texas

Our consideration of internal control over compliance was for the limited purpose described in the Auditor's Responsibilities for the Audit of Compliance section above and was not designed to identify all deficiencies in internal control over compliance that might be material weaknesses or significant deficiencies in internal control over compliance. Given these limitations, during our audit we did not identify any deficiencies in internal control over compliance that we consider to be material weaknesses, as defined above. However, material weaknesses or significant deficiencies in internal control over compliance may exist that were not identified.

Our audit was not designed for the purpose of expressing an opinion on the effectiveness of internal control over compliance. Accordingly, no such opinion is expressed.

The purpose of this report on internal control over compliance is solely to describe the scope of our testing of internal control over compliance and the results of that testing based on the requirements of the Uniform Guidance. Accordingly, this report is not suitable for any other purpose.

Weaver and Tidwell, L.L.P.

WEAVER AND TIDWELL, L.L.P.

Austin, Texas
February 27, 2026

City of Georgetown, Texas
Schedule of Expenditures of Federal Awards
Fiscal Year Ended September 30, 2025

FEDERAL GRANTOR / PASS-THROUGH GRANTOR / PROGRAM	Federal Assistance Listing Number	Federal Award Number	Federal Expenditures
U.S. Department of Housing & Urban Development			
Passed through Williamson County			
CDBG Entitlement Grants Cluster:			
Community Development Block Grant (Home Repair FY22)	14.218	B-22-UC-48-0502	$ 67,116
Total Assistance Listing Number 14.218			
Total CDBG Entitlement Grants Cluster			67,116
Total U.S. Department of Housing & Urban Development			67,116
U.S. Department of Justice			
Direct Programs			
Equitable Sharing Program	16.922	TX2460200	7,272
Total U.S. Department of Justice			7,272
Federal Aviation Administration			
Passed through Texas Department of Transportation-Aviation Division			
Airport Pavement Project	20.106	2314GRGTN	49,429
Total Federal Aviation Administration			49,429
U.S. Department of Transportation			
Passed through Texas Department of Transportation			
STEP - Click it of Ticket	20.616		6,983
STEP - Operation Slow Down	20.600		6,270
Ronald Reagan Blvd at CR 245 (AFR)	20.205	CSJ 0914-05-239	28,029
Williams Drive Safety Lighting (AFA)	20.205	CSJ-0914-05-216	66,982
Total Assistance Listing Number 20.205			95,011
Total U.S. Department of Transportation			108,264
U.S. Department of Treasury			
Direct Programs			
COVID-19 - Coronavirus State and Local Fiscal Recovery Funds	21.027		2,685,766
Total U.S. Department of Treasury			2,685,766
Institute of Museum & Library Services			
Texas State Library & Archives Commission			
State Library Program	45.310	LS-256843-OLS-24	37,317
Total Institute of Museum & Library Services			37,317
Federal Emergency Management Agency			
Passed through Texas Department of Public Safety - TDEM			
Wildfire Season 2025	97.036	TX-TFMS-250001	59,761
04JUL Severe Weather	97.036	TX-TFMS-250013	98,241
July Severe Weather/Flood	97.036	FEMA-4879-DR-TX	83,217
Total Assistance Listing Number 97.036			241,219
Total Federal Emergency Management Agency			241,219
Total expenditures of federal awards			$ 3,196,383

Note 1. General

The accompanying schedule of expenditures of federal awards presents the activity of all applicable federal awards of the City of Georgetown, Texas (the City). The City's reporting entity is defined in Note 1 to the City's financial statements. Federal awards received directly from federal agencies as well as federal awards passed through other government agencies are included in the respective schedule. The City has not elected to use the 10% de minimis indirect cost rate.

Note 2. Basis of Accounting

The accompanying schedule of expenditures of federal awards is presented using the modified accrual basis of accounting, which is described in Note 1 to the City's financial statements.

Note 3. Relationship to Federal Financial Reports

Grant expenditures reports as of September 30, 2025, which have been submitted to grantor agencies will, in some cases, differ slightly from amounts disclosed herein. The reports prepared for grantor agencies are typically prepared at a later date and often reflect refined estimates of year-end accruals. The reports will agree at termination of the grant, as the discrepancies noted are timing differences.

Note 4. Expenditures Incurred in a Prior Year

The City disclosed amounts in the Schedule for expenditures incurred in a prior year as follows:

Description	Amount
ALN 97.036 - Federal Emergency Management Agency Winter Storm Mara Relief	$ 158,002

City of Georgetown, Texas
Schedule of Findings and Questioned Costs
Fiscal Year Ended September 30, 2025

Section 1. Summary of Auditor's Results

Financial Statements

1.	Type of auditor's report issued	Unmodified
2.	Internal Control over Financial Reporting:	
	a. Material Weakness(es) identified?	No
	b. Significant Deficiency identified that are not considered to be material weaknesses?	No
3.	Noncompliance material to Financial Statements noted?	No

Federal Awards

4.	Internal control over major programs:	
	a. Material Weakness(es) identified?	No
	b. Significant Deficiency(ies) identified that are not considered to be material weaknesses?	No
5.	Type of auditor's report issued on compliance with major programs	Unmodified
6.	Any Audit Findings Disclosed that are Required to be Reported in Accordance with Uniform Guidance § 200.516(a)?	No
7.	Identification of Major Programs	21.027 Coronavirus State and Local Fiscal Recovery Funds
8.	Dollar Threshold Used to Distinguish Between Type A and Type B Federal Programs	$750,000
9.	Auditee Qualified as a Low-Risk Auditee?	Yes

Section 2. Financial Statement Findings

None

Section 3. Schedule of Prior Audit Findings and Questioned Costs

Finding 2024-001

Significant Deficiency in Internal Control over Financial Reporting—Financial Statement Misstatements

Current Status
The City reviewed its internal controls regarding billing of Contribution in Aid of Construction (CIAC) revenues and implemented new procedures and resolved this internal control deficiency in the current fiscal year.

City of Georgetown, Texas
City Council
March 10, 2026

SUBJECT:
Public Hearing - 2025-2-ANX - Old FM 1460 ROW

SUGGESTED ACTION:
First Public Hearing for the annexation of approximately 6.351 acres of Right-Of-Way for Old FM 1460 currently in the Extra Territorial Jurisdiction (2025-2-ANX) -- Ryan Clark, AICP, Planning Manager

ITEM SUMMARY:
Overview of Applicant's Request:
The City has an agreement with TxDOT to obtain ownership for the ROW for Old FM 1460. As part of the City of Georgetown taking over ownership and maintenance of the roadway, it is annexing it into City Limits.

Staff's Analysis:
Staff has reviewed the request in accordance with the Unified Development Code (UDC) and other applicable codes. Staff has determined that the proposed meets the criteria established in UDC Section 3.25.030 for an Annexation, as outlined in the attached Staff Report.

Public Comments:
As required by the Unified Development Code (UDC), a legal notice advertising the public hearing was placed in the Sun Newspaper (Sunday, February 22, 2026).

FINANCIAL IMPACT:
None. The applicant has paid the required application fees.

SUBMITTED BY:
Hunter Gould, Planning Department

ATTACHMENTS:
2025-2-ANX - Staff Presentation.pdf
2025-2-ANX - Staff Memo.pdf
Exhibit 1- Location Map.pdf
Exhibit 2 - Old FM 1460 Metes and Bounds and Exhibit.pdf
Exhibit 3 - Area of ETJ to be Surrounded by City Limits.pdf

Old FM 1460 Annexation – First Public Hearing 2025-2-ANX

March 10, 2026 | City Council

GEORGETOWN TEXAS

Item Under Consideration

2025-2-ANX

- First Public Hearing for the annexation of approximately 6.351 acres of Right-Of-Way for Old FM 1460 currently in the Extra Territorial Jurisdiction. (2025-2-ANX). Ryan Clark, AICP, Planning Manager

Resolution

Public Hearing #1 ★

Public Hearing #2

1st Reading and Approval of Service Plan

2nd Reading of an Ordinance

Tentative Schedule

Status	Date	Body	Purpose
✓	February 24	City Council	Resolution petitioning for annexation
✓	March 10	City Council	First Public Hearing
	March 24	City Council	Second Public Hearing
	April 14	City Council	Approval of the Service Plan
	April 14	City Council	1st Reading
	April 28	City Council	2nd Reading

GEORGETOWN
TEXAS
more than welcome

Location

2025-2-ANX

Exhibit B.2
Old FM 1460 Traill

- Site
- Parcels
- City Limits
- Georgetown ETJ

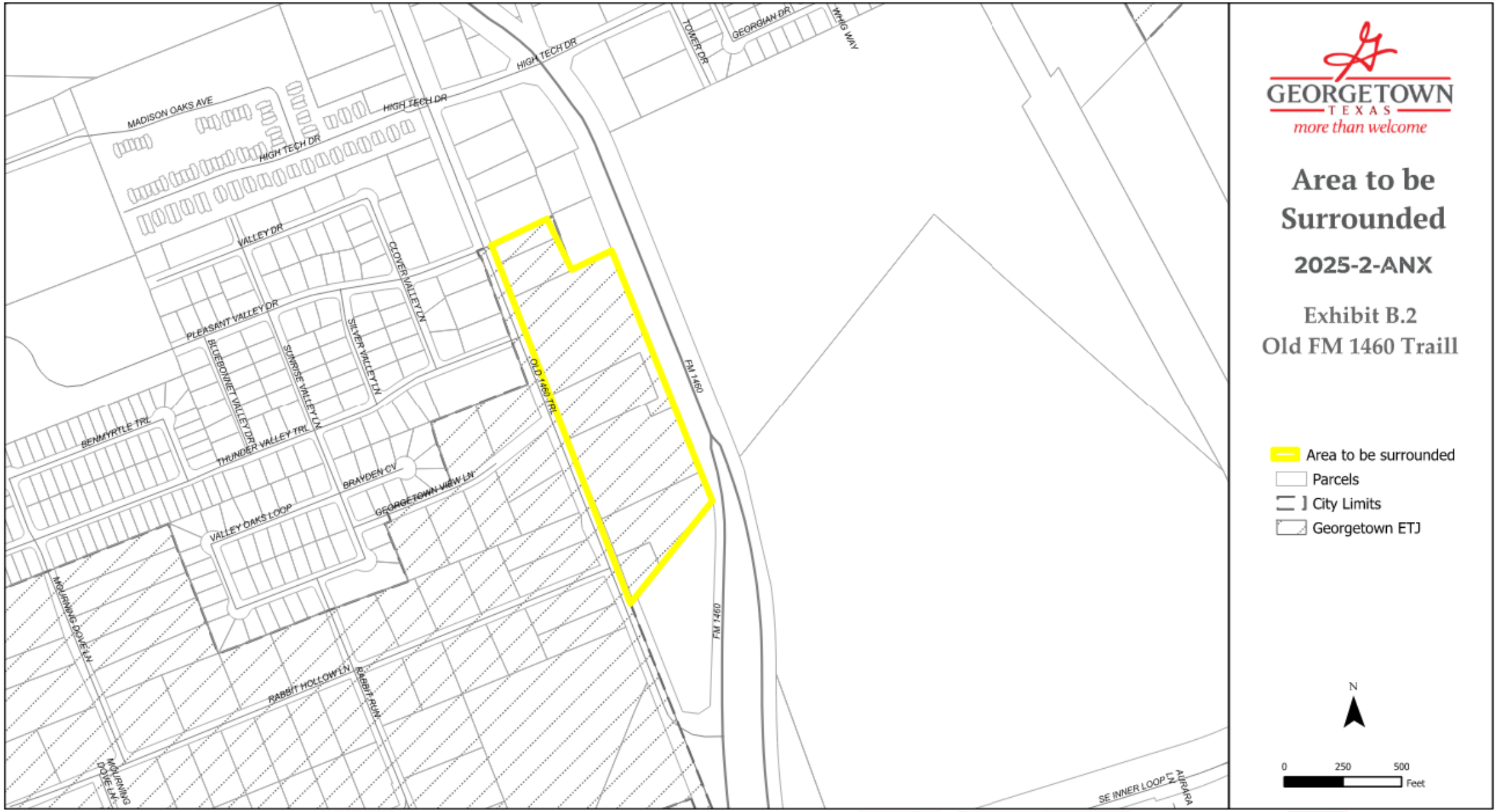
GEORGETOWN
TEXAS
more than welcome
Area to be Surrounded
2025-2-ANX
Exhibit B.2
Old FM 1460 Traill
Area to be surrounded
Parcels
City Limits
Georgetown ETJ
N
0
250
500
Feet
MADISON OAKS AVE
HIGH TECH DR
TOWER DR
GEORGIAN DR
WHIG WAY
VALLEY DR
CLOVER VALLEY LN
PLEASANT VALLEY DR
SILVER VALLEY LN
BLUEBONNET VALLEY DR
SUNRISE VALLEY LN
OLD 1460 TRL
FM 1460
BENMYRTLE TRL
THUNDER VALLEY TRL
BRAYDEN CV
GEORGETOWN VIEW LN
VALLEY OAKS LOOP
MOURNING DOVE LN
RABBIT HOLLOW LN
RABBIT RUN
SE INNER LOOP
AURARA LN

UDC 3.25.030 – Annexation Approval Criteria

Criteria	Staff Analysis
A. The application is complete and the information contained within the application is sufficient and correct enough to allow adequate review and final action; and	Complies
B. The annexation promotes the health, safety or general welfare of the City and the safe, orderly, and healthful development of the City.	Complies
C. Consistency with the City's adopted long range plans and annexation policies.	Complies

Summary

- First Public Hearing for the annexation of approximately 6.351 acres of Right-Of-Way for Old FM 1460 currently in the Extra Territorial Jurisdiction. (2025-2-ANX). Ryan Clark, AICP, Planning Manager

Planning Department Staff Report

Report Date: **March 3, 2026**
Case Number: **2025-2-ANX**

AGENDA ITEM DESCRIPTION

First Public Hearing for the annexation of approximately 6.351 acres of Right-Of-Way for Old FM 1460 currently in the Extra Territorial Jurisdiction. (2025-2-ANX). Ryan Clark, AICP, Planning Manager

AGENDA ITEM DETAILS

Project Name:	**Old FM 1460 ROW Annexation**
Applicant:	**City of Georgetown c/o Larry Taylor**
Property Owner:	**City of Georgetown c/o Larry Taylor**
Property Address:	**Old FM 1460, Georgetown, Texas**
Legal Description:	**6.351 acres of Right-Of-Way located in Lewis P. Dyches Survey, Abstract No. 180**
Current Zoning:	**n/a – located in City's ETJ**
Current Use:	**Roadway**

APPLICANT'S REQUEST

The City has an agreement with TxDOT to obtain ownership for the ROW for Old FM 1460. As part of the City of Georgetown taking over ownership and maintenance of the roadway, it is annexing it into City Limits.

RECOMMENDATION

Staff <u>recommend approval</u> of the request.

PROPERTY CONTEXT

Old FM 1460 is currently a 2-lane roadway without sidewalks in the ETJ. It services the residential single-family homes along it as well as a warehouse and church. The area requested would bring the entirety of the roadway into City Limits, which is approximately 0.8 miles. Approximately 0.23 miles are already in City Limits.

STAFF ANALYSIS

Bringing the rest of Old FM 1460 into City Limits will reduce the gap in service between where the roadway is currently in City Limits and where it is not. This will align with the 2030 Comprehensive Plan's Land Use Policies 12 and 13, which call for supporting public safety services and infrastructure as well as promoting development decisions that serve the needs of our interlocal government partners. This request fulfills an agreement between the City and TxDOT as well as ensures there isn't a gap in service for residents and visitors that utilize Old FM 1460.

City Council

PUBLIC NOTIFICATION

As required by the Unified Development Code (UDC), a legal notice advertising the public hearing was placed in the Sun Newspaper (Sunday, February 22, 2026).

ATTACHMENTS

Exhibit 1 – Location Map
Exhibit 2 – Old FM 1460 Metes and Bounds and Exhibit
Exhibit 3 – Area of ETJ to be Surrounded by City Limits

SUBMITTED BY

Ryan Clark, Planning Manager

GEORGETOWN
TEXAS
more than welcome

Location

2025-2-ANX

Exhibit B.2
Old FM 1460 Traill

- Site
- Parcels
- City Limits
- Georgetown ETJ

N

0 250 500 Feet

LSI LANDESIGN SERVICES, INC.

10090 W Highway 29 | Liberty Hill, Texas 78642

TBPELS Firm No. 10001800 | 512-238-7901 office

EXHIBIT " __ "

POLITICAL SUBDIVISION DESCRIPTION
FOR THE ANEXATION OF THE EXISTING RIGHT-OF-WAY OF OLD FARM-TO-MARKET ROAD 1460 TO THE CITY OF GEORGETOWN

BEING 6.351 ACRES WITHIN THE CITY OF GEORGETOWN EXTRA TERRITORIAL JURISDICTION, SURVEYED BY LANDESIGN SERVICES, INC., SITUATED IN THE LEWIS J. DYCHES SURVEY, ABSTRACT NO. 180 IN WILLIAMSON COUNTY, TEXAS, BEING A PORTION OF OLD FARM-TO-MARKET ROAD (FM) 1460 (VARIABLE WIDTH RIGHT-OF-WAY); SAID 6.351 ACRE TRACT BEING MORE PARTICULARLY DESCRIBED BY METES AND BOUNDS AS FOLLOWS:

BEGINNING at a 3/8-inch rebar found in the existing West Right-of-Way line of Old FM 1460 for the Northwest corner of a called 0.543 of one acre tract of land described in a General Warranty Deed with Third Party Vendor's Lien to Danielle Marie Bliss Dawson and Kenneth Roberts Dawson, recorded in Document No. 2020118191, of the Official Public Records of Williamson County, Texas (O.P.R.W.C.T.) and the common Southwest corner of a called 0.892 of one acre tract of land described in a Warranty Deed to Danny Seay, recorded in Document No. 200073712, of said O.P.R.W.C.T. for the most Northerly corner hereof;

THENCE **South 21°33'16" East**, with the existing East Right-of-Way line of said Old FM 1460, and the common West line of said 0.543 of one acre tract, then the West line of a called 1.01 acre tract of land described in a General Warranty Deed to Reayou, LLC, recorded in Document No. 2022016529, of said O.P.R.W.C.T., then the West line of a remainder of a called 236.41 acre tract of land described in a Warranty Deed with Vendor's Lien to Georgetown Railroad Company, Inc., recorded in Volume 1638, Page 369, of the Deed Records of Williamson County, Texas (D.R.W.C.T.), then the West line of a called 1.00 acre tract of land called Tract I and a 1.00 acre tract of land called Tract II, both described in a Warranty Deed to Starks Welding & Manufacturing Services, Inc., recorded in Document No. 2001000735, of said O.P.R.W.C.T., and then the West line of a called 2.00 acre tract of land described as Lot No. 1, WILLIAM ADDISON SURVEY, Abstract No. 21 in Volume 853, Page 321, of said D.R.W.C.T., and a called 1.836 acre tract described as Lot No. 2 in said Volume 853, Page 321, both further described as Tract 4 in a Texas Warranty Deed to Martha Ann Edwards, Trustee of the Martha Edwards Protection Trust, recorded in Document No. 2023017050, of said O.P.R.W.C.T., a distance of **1,075.20** feet to a 1/2-inch rebar at the Southwest corner of said Lot No. 1, and the common Northwest corner of said Lot No. 2;

THENCE **South 21°29'01" East**, with the existing East Right-of-Way line of said Old FM 1460, and the common West line of said 1.836 acre tract, a distance of **177.99** feet to a 1/2-inch rebar at the Southwest corner of a said 1.836 acre tract, and the common Northwest corner of a called 2.168 acre tract of land described in a General Warranty Deed with Vendor's Lien to Kingdom Point Church, recorded in Document No. 2020016967, of said O.P.R.W.C.T.;

THENCE **South 21°22'06" East**, with the existing East Right-of-Way line of said Old FM 1460, and the common West line of said 2.168 acre tract, a distance of **170.40** feet to a 1/2-inch rebar found at the Southwest corner of said 2.168 acre tract, and the common Northwest corner of a called 0.50 of one acre tract of land conveyed to Ben Garcia (No Recording Information Found);

THENCE, with the existing East Right-of-Way line of said Old FM 1460, and the common West line of said 0.50 of one acre tract, the following three (3) courses and distances:

1) **South 21°45'10" East,** a distance of **91.90** feet to a Texas Department of Transportation (TxDOT) Type I concrete monument found;

2) **South 43°06'27" East,** a distance of **54.05** feet to a Calculated Point; and

3) **South 21°18'27" East,** a distance of **49.24** feet to a Calculated Point at the Southwest corner of said 0.50 of one acre tract, common with a Northwest corner of said remainder of a called 236.41 acre tract;

THENCE **South 21°35'36" East**, with the existing East Right-of-Way line of said Old FM 1460, and the common West line of said remainder of a called 236.41 acre tract, then the West line of a called 16.269 acre tract of land described in a Special Warranty Deed to The State of Texas Acting by and Through the Texas Transportation Commission, described by deed as Parcel 207, Part 1, recorded in Document No. 2013117955, of said O.P.R.W.C.T., passing at a distance of 532.08 feet to a Calculated Point at the Southernmost corner of said remainder of a called 236.41 acre tract, being the most Westerly corner of said 16.269 acre tract and continuing for a total distance of **1,281.36** feet to a Calculated Point at the return of the intersection of the existing East Right-of-Way line of said Farm-to-Market (FM) 1460 (Variable Width Right-of-Way) and the existing North Right-of-Way line of SE Inner Loop (180' Wide Right-of-Way), at a Southwest corner of a said 16.269 acre tract;

THENCE, over and across the existing Right-of-Way of said FM 1460, the following three (3) courses and distances:

1) **South 21°35'36" East,** a distance of **90.36** feet to a Calculated Point;

2) **South 68°24'24" West,** a distance of **99.99** feet to a Calculated Point for the most Southerly corner hereof; and

3) **North 21°41'50" West,** a distance of **96.16** feet to a Calculated Point at a Southeast corner of a called 0.043 of one acre tract of land described in a Deed to The State of Texas, Acting Through the Texas Transportation Commission, described by deed as Parcel 208, recorded in Document No. 2014096967, of said O.P.R.W.C.T., at the return of the intersection of the existing West Right-of-Way line of said FM 1460, same being the existing West Right-of-Way line of said Old FM 1460 and the existing North Right-of-Way line of said SE Inner Loop;

THENCE **North 21°41'50" West**, with the existing West Right-of-Way line of said Old FM 1460, and the common East line of said 0.043 of one acre tract, a distance of **380.43** feet to a 1/2-inch rebar found at the Northeast corner of said 0.043 of one acre tract, and the common Southeast corner of a called 3.15 acre tract of land described in a General Warranty Deed with Vendor's Lien to Bertha Montes Garcia, recorded in Document No. 2020090906, of said O.P.R.W.C.T.,

THENCE with the existing West Right-of-Way line of said Old FM 1460, and the common East line of said 3.15 acre tract, then the East line of a called 10.00 acre tract of land described in a Warranty Deed to The Most Reverend Vincent M. Harris, Bishop of Austin, and His Successors in Office, recorded in Volume 554, Page 86, of said D.R.W.C.T., and then the East line of said Lot 1, Block A, RABBIT HOLLOW (AMENDED), a subdivision recorded in Cabinet E, Slide 33, of the Plat Records of Williamson County, Texas (P.R.W.C.T.), then of Lot 2, Block A, said RABBIT HOLLOW (AMENDED), the following three (3) courses and distances:

1) **North 21°29'17" West,** passing at a distance of 30.24 feet a 5/8-inch rebar found with aluminum cap stamped "TEXAS DEPARTMENT OF TRANSPORTATION PROPERTY CORNER", and continuing for a total distance of **194.52** feet to a 1/2-inch rebar found with plastic cap stamped "RPLS 5784";

2) **North 32°41'00" West,** a distance of **51.04** feet to a TxDOT Type I concrete monument found; and

3) **North 21°22'21" West,** a distance of **759.65** feet to a Calculated Point at the return of the intersection of the existing West Right-of-Way line of said Old FM 1460 and the existing South Right-of-Way line of Rabbit Hollow Lane (50' Wide Right-of-Way), at a Northeast corner of said Lot 2, Block A;

THENCE **North 22°13'06" West,** over and across the existing Right-of-Way of said Rabbit Hollow Lane, a distance of **79.94** feet to 1/2-inch rebar found at the return of the intersection of the existing West Right-of-Way line of said Old FM 1460 and the existing North Right-of-Way line of Rabbit Hollow Lane, for a Southwest corner of Lot 1, Block C, said RABBIT HOLLOW (AMENDED);

THENCE with the existing West Right-of-Way line of said Old FM 1460, and the common East line of said Lot 1, Block C, then of Lot 2, Block C, said RABBIT HOLLOW (AMENDED), the following four (4) courses and distances:

1) **North 21°51'57" West,** a distance of **107.53** feet to a 1/2-inch rebar found for the Northeast corner of said Lot 1, Block C, and the common Southeast corner of said Lot 2, Block C;

2) **North 22°00'05" West,** a distance of **52.73** feet to a Calculated Point;

3) **North 10°12'34" West,** a distance of **50.98** feet to a TxDOT Type I concrete monument found; and

4) **North 21°33'30" West,** a distance of **18.83** feet to a 1/2-inch rebar found at the Northeast corner of said Lot 2, Block C, and the common Southeast corner of Lot 2, GEORGETOWN SOUTH, PHASE ONE, a subdivision recorded in Cabinet C, Slide 115, of said P.R.W.C.T.;

THENCE **North 21°29'19" West,** with the existing West Right-of-Way line of said Old FM 1460, and the common East line of last said Lot 2, then of Lot 1, said GEORGETOWN SOUTH, PHASE ONE, a distance of **380.54** feet to a Calculated Point at the intersection of the existing West Right-of-Way line of said Old FM 1460 and the existing South Right-of-Way line of Georgetown View Lane (50' Wide Right-of-Way) (undeveloped road), and the common Northwest corner of last said Lot 1;

THENCE **North 21°29'19" West,** over and across the existing Right-of-Way of said Georgetown View Lane, a distance of **52.51** feet to a 1/2-inch rebar found at the intersection of the existing West Right-of-Way line of said Old FM 1460 and the existing North Right-of-Way line of said Georgetown View Lane, for the Southeast corner of a called 1.09 acre tract of land described in a General Warranty Deed to Billy B. Postell and Lisa M. Postell, recorded in Document No. 2025021229, of said O.P.R.W.C.T.;

THENCE **North 21°21'33" West,** with the existing West Right-of-Way line of said Old FM 1460, and the common East line of said 1.09 acre tract, then the East line of a called 1.59 acre tract of land conveyed in a Special Warranty Deed to Dana Ruth Wilson, recorded in Document No. 2017116610, of said O.P.R.W.C.T., and described in a Deed Recorded in Volume 557, Page 201, of said D.R.W.C.T., a distance of **330.53** feet to a Calculated Point at the intersection of the existing West Right-of-Way line of said Old FM 1460 and the existing South Right-of-Way line of Thunder Valley Trail (50' Wide Right-of-Way), for the Northeast corner of said 1.59 acre tract;

THENCE **North 22°13'58" West,** over and across the existing Right-of-Way of said Thunder Valley Trail, a distance of **51.85** feet to a Calculated Point at the intersection of the existing West Right-of-Way line of said Old FM 1460 and the existing North Right-of-Way line of said Thunder Valley Trail, and the common Southeast corner of a called 0.46 of one acre tract of land described in a General Warranty Deed with Vendor's Lien to Bersain Giron Hilerio and wife, Marisol Barrera, recorded in Document No. 2022057810, of said O.P.R.W.C.T.;

THENCE **North 21°23'22" West,** with the existing West Right-of-Way line of said Old FM 1460, and the common East line of said 0.46 of one acre tract, then the East line of a called 0.695 of one acre tract of land described in a Warranty Deed with Vendor's Lien to Thomas W. Linton and Chelsea M. Whyte, recorded in Document No. 2013082706, of said O.P.R.W.C.T., a distance of **249.87** feet to a 1/2-inch rebar found for the Northeast corner of said 0.695 of one acre tract, and the common Southeast corner of a called 0.46 of one acre tract of land described in a deed to Jesse C. Chambers Jr. and wife, Patsy Chambers, recorded in Volume 522, Page 506, of the Deed Record of Williamson County, Texas (D.R.W.C.T.);

THENCE **North 21°34'19" West,** with the existing West Right-of-Way line of said Old FM 1460, and the common East line of last said 0.46 of one acre tract, a distance of **100.00** feet to a Calculated Point at the intersection of the existing West Right-of-Way line of said Old FM 1460 and the existing South Right-of-Way line of Pleasant Valley Drive (60' Wide Right-of-Way), being the Northeast corner of last said 0.46 of one acre tract;

THENCE **North 21°36'25" West,** over and across the existing Right-of-Way of said Pleasant Valley Drive, a distance of **31.68** feet to a Calculated Point in the approximate centerline of the existing Right-of-Way of said Pleasant Valley Drive;

THENCE **North 68°26'44" East,** over and across the existing Right-of-Way of said Old FM 1460, a distance of **78.49** feet to the **POINT OF BEGINNING** and containing 6.351 acres of land, more or less.

This project is referenced for all bearing and coordinate basis to the Texas State Plane Coordinate System, North American Datum of 1983 (NAD83 – 2011 Adjustment), Central Zone (4203). All distances shown hereon are surface values represented in U.S. Survey Feet based on a grid-to-surface combined adjustment factor of 1.00012.

This property description was prepared from an on-the-ground survey performed under my supervision and is accompanied by a separate plat of even date. The field work was completed on September 29, 2025.

2-9-2026

Ethan Scott Hopkin
Registered Professional Land Surveyor
State of Texas No. 7048

STATE OF TEXAS
REGISTERED
ETHAN SCOTT HOPKIN
7048
PROFESSIONAL
LAND SURVEYOR

Job Number: 25-038
Attachments: K:\!2025\25038 - CoGT ROW Annexation\CAD\DWGs\25038_CoGT_ROW Annexation_Old 1460_Exhibit.dwg

LEGEND

●	1/2–INCH REBAR FOUND (OR AS NOTED)
	2–INCH IRON PIPE FOUND
■	CONCRETE MONUMENT FOUND
◉	5/8–INCH REBAR WITH CAP STAMPED TEXAS DEPARTMENT OF TRANSPORTATION FOUND (OR AS NOTED)
△	CALCULATED POINT (NOT SET)
▲	MAG–NAIL FOUND
O.P.R.W.C.T.	OFFICIAL PUBLIC RECORDS OF WILLIAMSON COUNTY, TEXAS
D.R.W.C.T.	DEED RECORDS OF WILLIAMSON COUNTY, TEXAS
P.R.W.C.T.	PLAT RECORDS OF WILLIAMSON COUNTY, TEXAS
DOC. NO.	DOCUMENT NUMBER
VOL., PG.	VOLUME, PAGE
CAB.	CABINET
R.O.W.	RIGHT–OF–WAY

GENERAL NOTES:

THIS PROJECT IS REFERENCED FOR ALL BEARING AND COORDINATE BASIS TO THE TEXAS COORDINATE SYSTEM, NORTH AMERICAN DATUM OF 1983 (NAD83 – 2011 ADJUSTMENT), CENTRAL ZONE (4203).

DISTANCES AND AREAS SHOWN HEREON ARE SURFACE VALUES REPRESENTED IN U.S. SURVEY FEET BASED ON A GRID–TO–SURFACE COMBINED ADJUSTMENT FACTOR OF 1.00012.

SOME FEATURES SHOWN HEREON MAY BE OUT OF SCALE FOR CLARITY.

N

80' 60' 40' 20' 0' 40' 80'

GRAPHIC SCALE

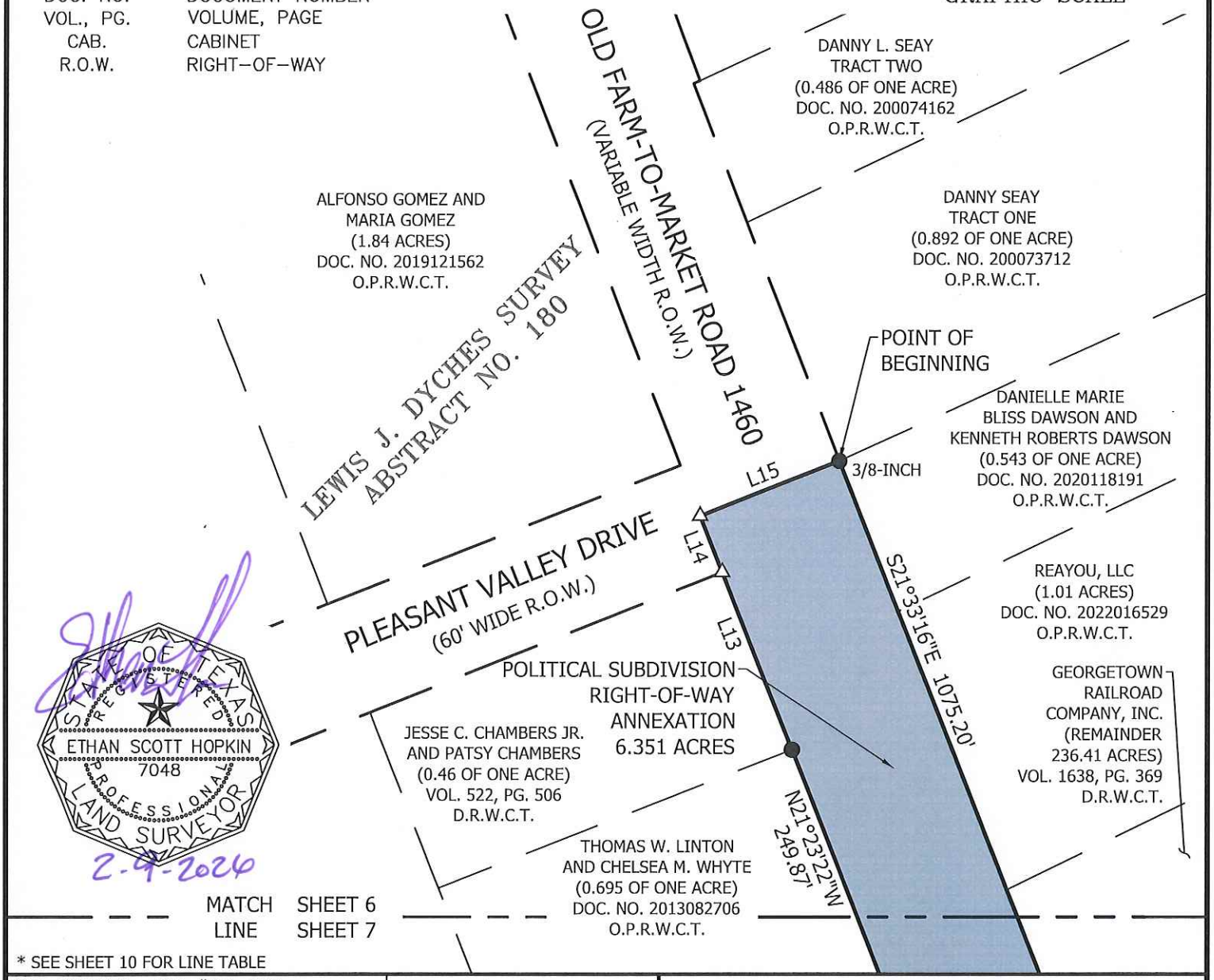

STATE OF TEXAS
REGISTERED
ETHAN SCOTT HOPKIN
7048
PROFESSIONAL
LAND SURVEYOR
2-9-2026

* SEE SHEET 10 FOR LINE TABLE

JOB NUMBER: JOB #25–038		DATE: 02/09/2026	
PROJECT NAME: CoGT ROW ANNEXATION			
DRAWING NAME: CoGT ROW ANNEXATION OLD 1460 EXHIBIT.DWG			
DRAWING FILE PATH: K:/!2025/25038/25038 – CoGT ROW ANNEXATION/DWGs			
METES AND BOUNDS FILE PATH: K:/!2025/25038/25038 – CoGT ROW ANNEXATION/DESCRIPTIONS			
RPLS: ESH	TECH: DNP	PARTY CHIEF: CD	CHK BY: HAS
SHEET 06 of 10	FIELDBOOKS 34/498		SCALE:1"=80'

LSI LANDESIGN SERVICES, INC.
10090 W HIGHWAY 29, LIBERTY HILL, TEXAS 78642
TBPELS FIRM NO. 10001800
512-238-7901

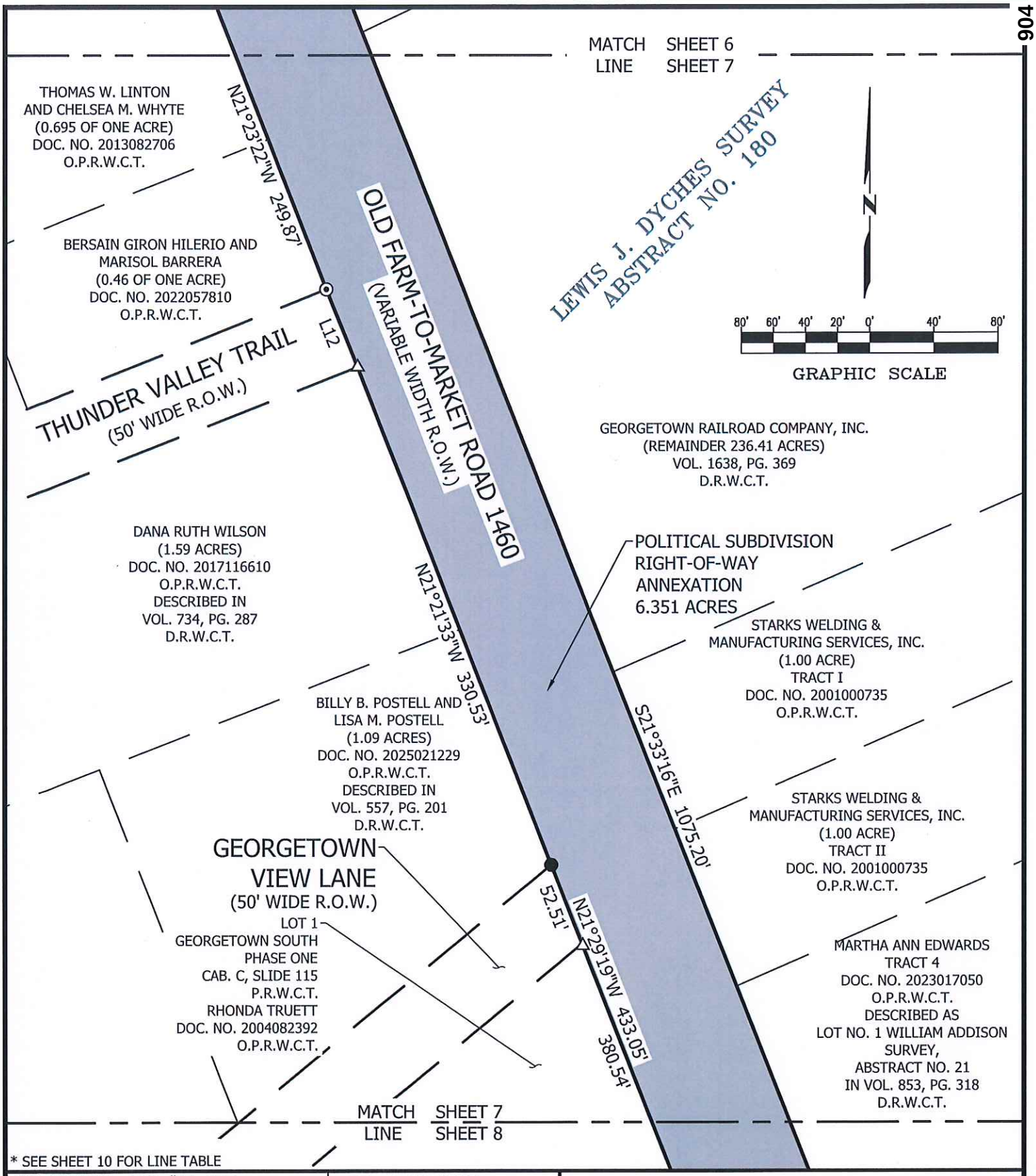

* SEE SHEET 10 FOR LINE TABLE

JOB NUMBER: JOB #25–038		DATE: 02/09/2026	
PROJECT NAME: CoGT ROW ANNEXATION			
DRAWING NAME: CoGT ROW ANNEXATION OLD 1460 EXHIBIT.DWG			
DRAWING FILE PATH: K:/!2025/25038/25038 – CoGT ROW ANNEXATION/DWGs			
METES AND BOUNDS FILE PATH: K:/!2025/25038/25038 – CoGT ROW ANNEXATION/DESCRIPTIONS			
RPLS: ESH	TECH: DNP	PARTY CHIEF: CD	CHK BY: HAS
SHEET 07 of 10	FIELDBOOKS 34/498	SCALE:1"=80'	

LSI LANDESIGN SERVICES, INC.
10090 W HIGHWAY 29, LIBERTY HILL, TEXAS 78642
TBPELS FIRM NO. 10001800
512-238-7901

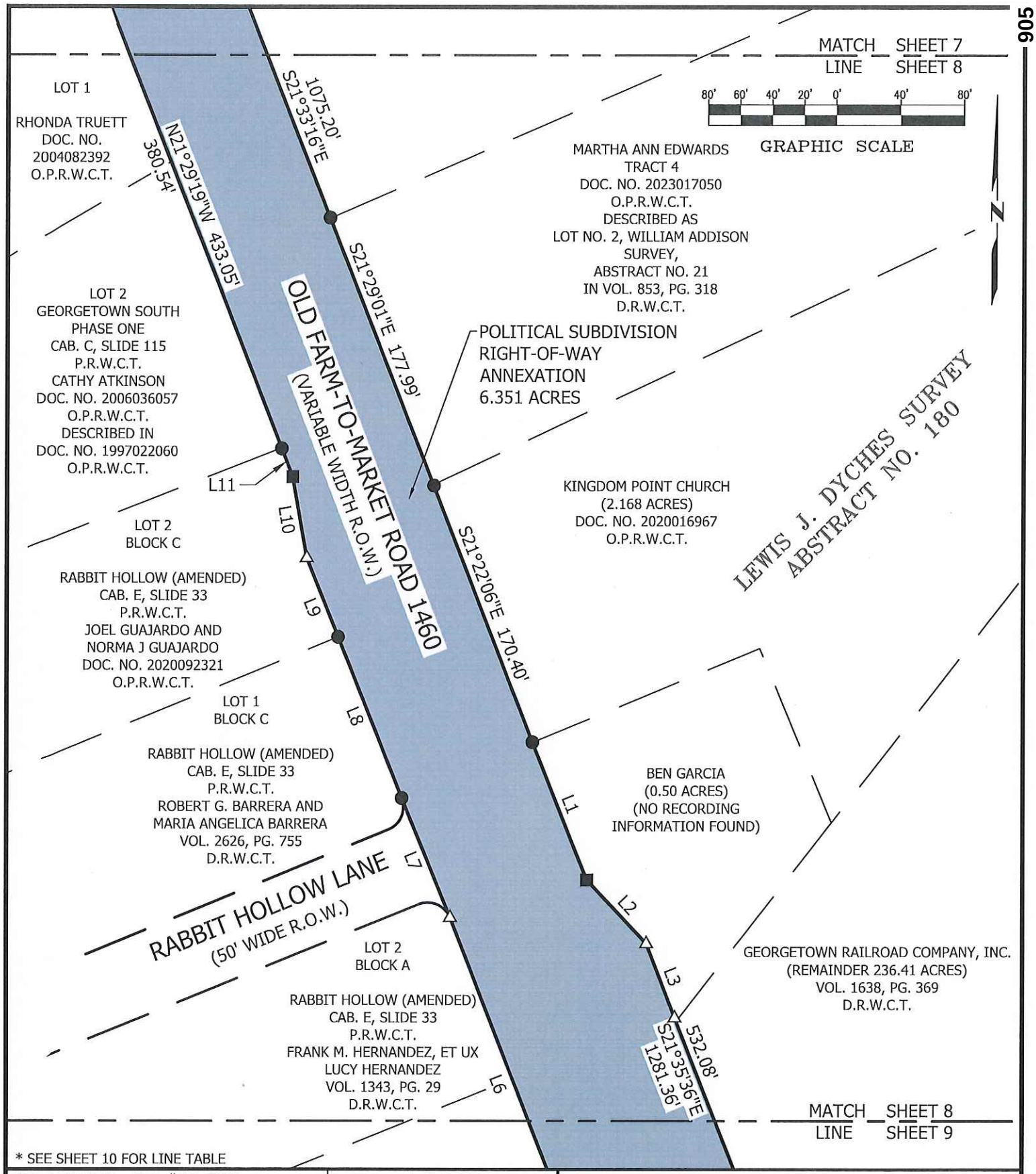

* SEE SHEET 10 FOR LINE TABLE

JOB NUMBER: JOB #25-038		DATE: 02/09/2026	
PROJECT NAME: CoGT ROW ANNEXATION			
DRAWING NAME: CoGT ROW ANNEXATION OLD 1460 EXHIBIT.DWG			
DRAWING FILE PATH: K:/!2025/25038/25038 – CoGT ROW ANNEXATION/DWGs			
METES AND BOUNDS FILE PATH: K:/!2025/25038/25038 – CoGT ROW ANNEXATION/DESCRIPTIONS			
RPLS: ESH	TECH: DNP	PARTY CHIEF: CD	CHK BY: HAS
SHEET 08 of 10	FIELDBOOKS 34/498	SCALE:1"=80'	

LSI LANDESIGN SERVICES, INC.
10090 W HIGHWAY 29, LIBERTY HILL, TEXAS 78642
TBPELS FIRM NO. 10001800
512-238-7901

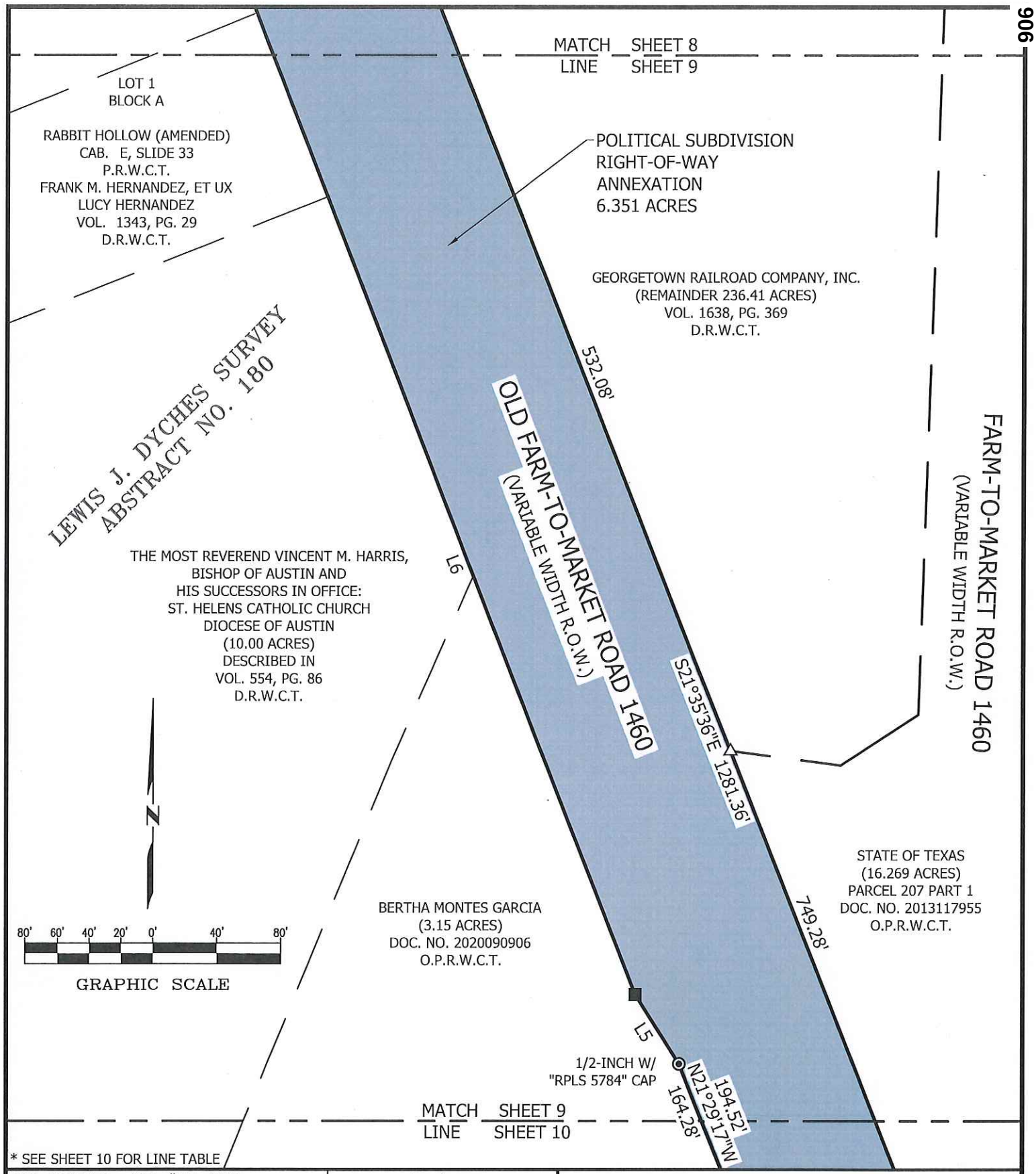

* SEE SHEET 10 FOR LINE TABLE

JOB NUMBER: JOB #25-038		DATE: 02/09/2026	
PROJECT NAME: CoGT ROW ANNEXATION			
DRAWING NAME: CoGT ROW ANNEXATION OLD 1460 EXHIBIT.DWG			
DRAWING FILE PATH: K:/!2025/25038/25038 – CoGT ROW ANNEXATION/DWGs			
METES AND BOUNDS FILE PATH: K:/!2025/25038/25038 – CoGT ROW ANNEXATION/DESCRIPTIONS			
RPLS: ESH	TECH: DNP	PARTY CHIEF: CD	CHK BY: HAS
SHEET 09 of 10	FIELDBOOKS 34/498	SCALE:1"=80'	

LSI LANDESIGN SERVICES, INC.
10090 W HIGHWAY 29, LIBERTY HILL, TEXAS 78642
TBPELS FIRM NO. 10001800
512-238-7901

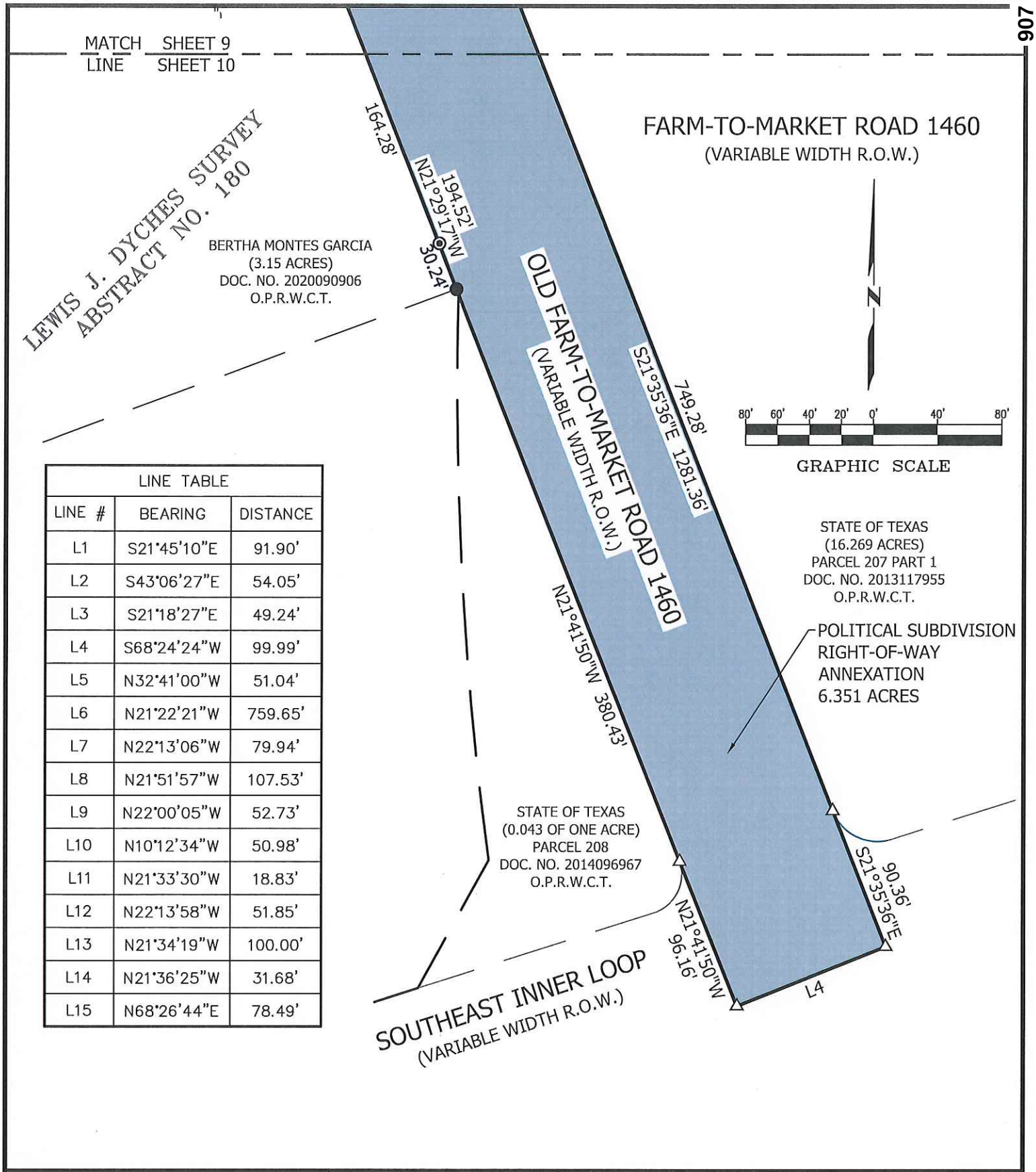

LINE TABLE		
LINE #	BEARING	DISTANCE
L1	S21°45'10"E	91.90'
L2	S43°06'27"E	54.05'
L3	S21°18'27"E	49.24'
L4	S68°24'24"W	99.99'
L5	N32°41'00"W	51.04'
L6	N21°22'21"W	759.65'
L7	N22°13'06"W	79.94'
L8	N21°51'57"W	107.53'
L9	N22°00'05"W	52.73'
L10	N10°12'34"W	50.98'
L11	N21°33'30"W	18.83'
L12	N22°13'58"W	51.85'
L13	N21°34'19"W	100.00'
L14	N21°36'25"W	31.68'
L15	N68°26'44"E	78.49'

JOB NUMBER: JOB #25-038		DATE: 02/09/2026	
PROJECT NAME: CoGT ROW ANNEXATION			
DRAWING NAME: CoGT ROW ANNEXATION OLD 1460 EXHIBIT.DWG			
DRAWING FILE PATH: K:/!2025/25038/25038 – CoGT ROW ANNEXATION/DWGs			
METES AND BOUNDS FILE PATH: K:/!2025/25038/25038 – CoGT ROW ANNEXATION/DESCRIPTIONS			
RPLS: ESH	TECH: DNP	PARTY CHIEF: CD	CHK BY: HAS
SHEET 10 of 10	FIELDBOOKS 34/498		SCALE:1"=80'

LSI LANDESIGN SERVICES, INC.
10090 W HIGHWAY 29, LIBERTY HILL, TEXAS 78642
TBPELS FIRM NO. 10001800
512-238-7901

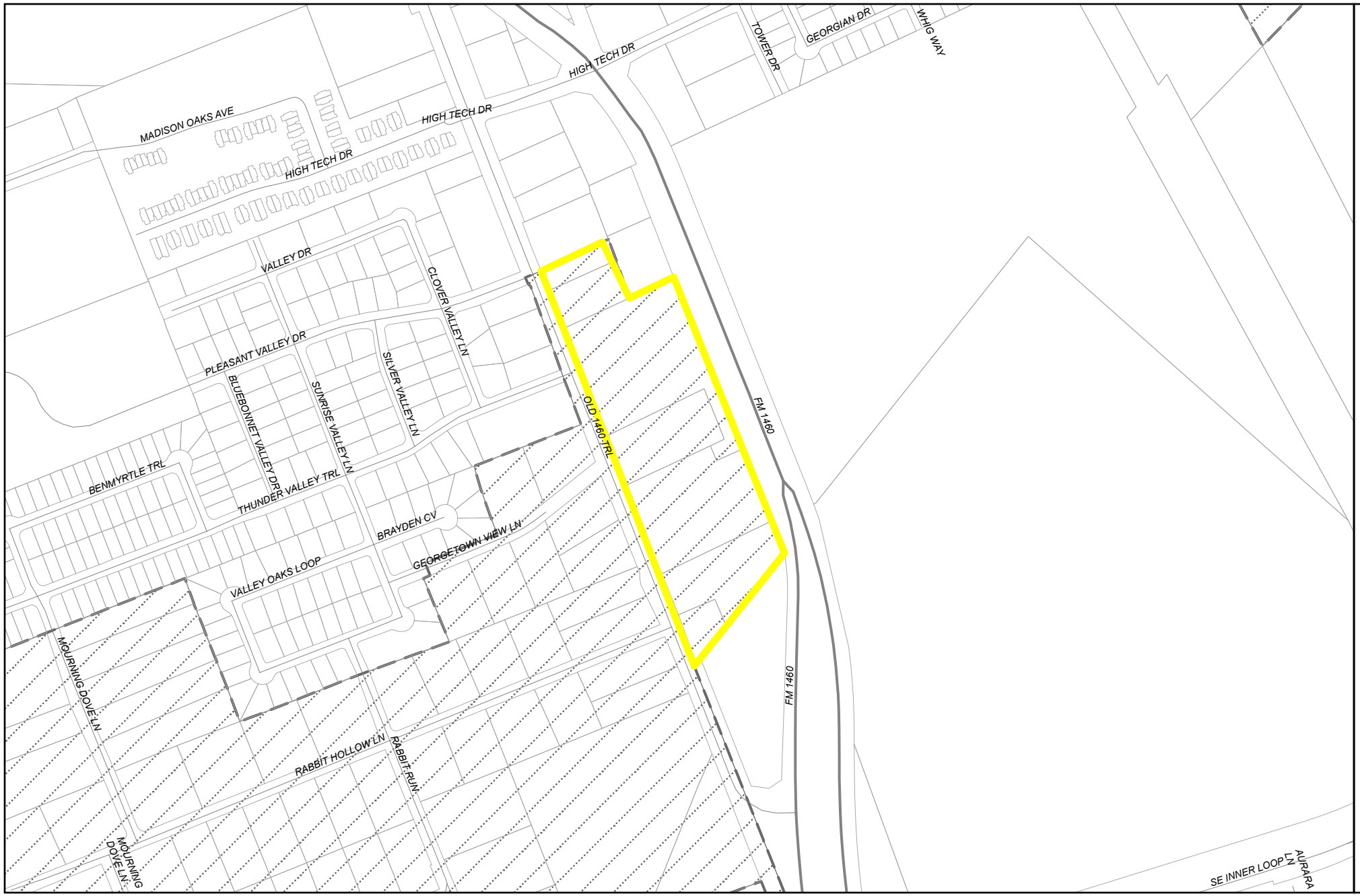

GEORGETOWN
TEXAS
more than welcome

Area to be Surrounded

2025-2-ANX

Exhibit C
Old FM 1460 Trail

- Area to be surrounded
- Parcels
- City Limits
- Georgetown ETJ

N

0 250 500 Feet

City of Georgetown, Texas
City Council
March 10, 2026

SUBJECT:
Public Hearing - 2026-2-ANX - Cedar Breaks Road ROW

SUGGESTED ACTION:
First Public Hearing for the annexation of approximately 2.098 acres of Right-Of-Way for Cedar Breaks Road currently in the Extra Territorial Jurisdiction (2026-2-ANX) -- Ryan Clark, AICP, Planning Manager

ITEM SUMMARY:
Overview of Applicant's Request:
The City annexed the GISD High School Site #3 in 2023. Per State Law in Local Government Code Chapter 43, municipalities are required to annex all adjacent County ROW's when bringing real property into City Limits. The City did not include the adjacent ROW for Cedar Breaks Road at that time, and so this request is being made to comply with State Law.

Staff's Analysis:
Staff has reviewed the request in accordance with the Unified Development Code (UDC) and other applicable codes. Staff has determined that the proposed meets the criteria established in UDC Section 3.25.030 for an Annexation, as outlined in the attached Staff Report.

Public Comments:
As required by the Unified Development Code (UDC), a legal notice advertising the public hearing was placed in the Sun Newspaper (Sunday, February 22, 2026).

FINANCIAL IMPACT:
None. The applicant has paid the required application fees.

SUBMITTED BY:
Hunter Gould, Planning Department

ATTACHMENTS:
2026-2-ANX - Staff Presentation.pdf
2026-2-ANX - Staff Memo.pdf
Exhibit 1 - Location Map and Area of ETJ to be surrounded by City Limits.pdf
Exhibit 2 - Cedar Breaks Road Metes and Bounds and Exhibit.pdf

Cedar Breaks Road Annexation – First Public Hearing 2026-2-ANX

March 10, 2026 | City Council

GEORGETOWN TEXAS

Item Under Consideration

2026-2-ANX

- First Public Hearing for the annexation of approximately 2.098 acres of Right-Of-Way for Cedar Breaks Road currently in the Extra Territorial Jurisdiction. (2026-2-ANX). Ryan Clark, AICP, Planning Manager

Resolution

Public Hearing #1 ★

Public Hearing #2

1st Reading and Approval of Service Plan

2nd Reading of an Ordinance

Tentative Schedule

Status	Date	Body	Purpose
✓	February 24	City Council	Resolution petitioning for annexation
✓	March 10	City Council	First Public Hearing
	March 24	City Council	Second Public Hearing
	April 14	City Council	Approval of the Service Plan
	April 14	City Council	1st Reading
	April 28	City Council	2nd Reading

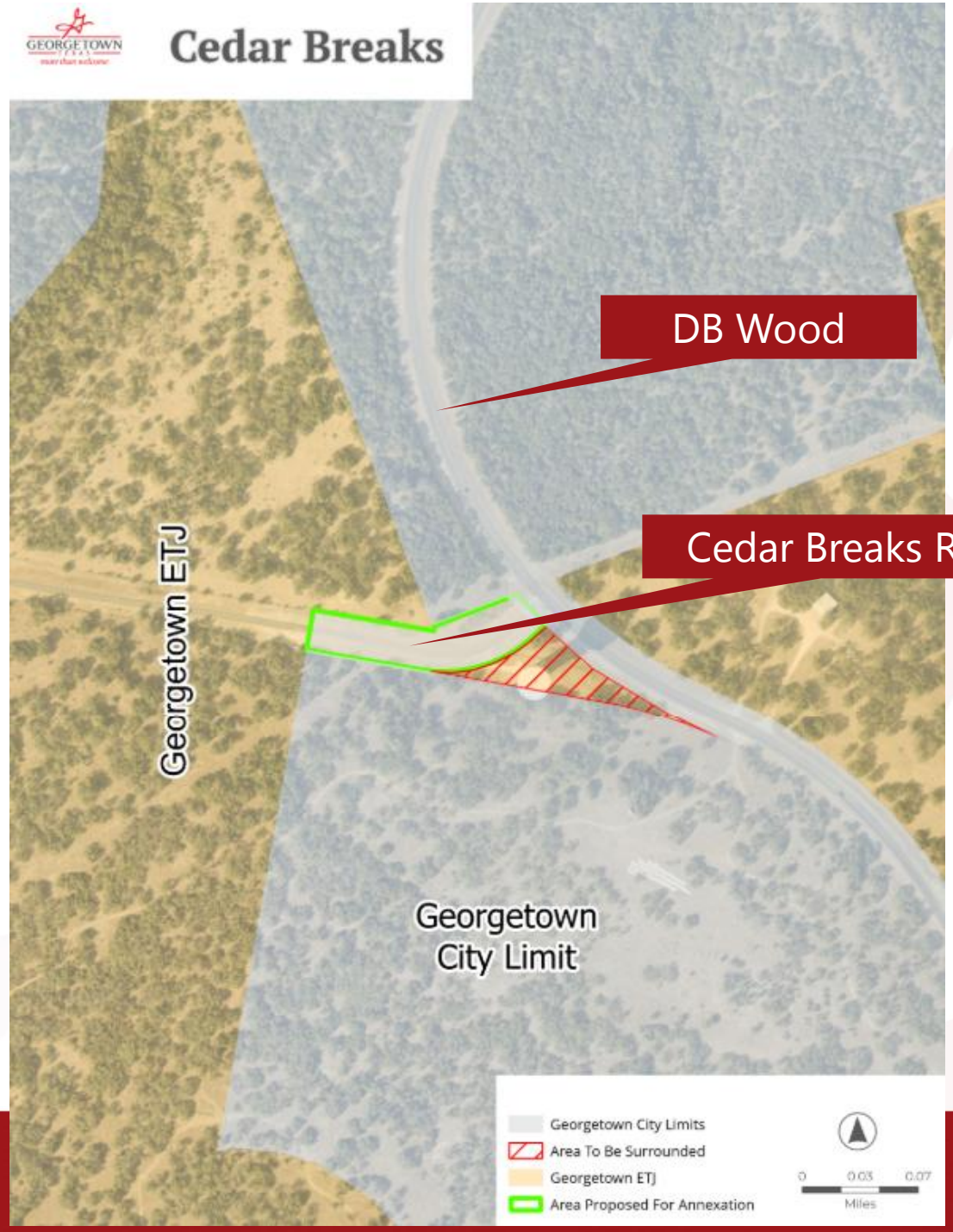
Cedar Breaks
DB Wood
Cedar Breaks Road
Georgetown ETJ
Georgetown
City Limit
Georgetown City Limits
Area To Be Surrounded
Georgetown ETJ
Area Proposed For Annexation
0
0.03
0.07
Miles

UDC 3.25.030 – Annexation Approval Criteria

Criteria	Staff Analysis
A. The application is complete and the information contained within the application is sufficient and correct enough to allow adequate review and final action; and	Complies
B. The annexation promotes the health, safety or general welfare of the City and the safe, orderly, and healthful development of the City.	Complies
C. Consistency with the City's adopted long range plans and annexation policies.	Complies

Summary

- First Public Hearing for the annexation of approximately 2.098 acres of Right-Of-Way for Cedar Breaks Road currently in the Extra Territorial Jurisdiction. (2026-2-ANX). Ryan Clark, AICP, Planning Manager

Planning Department Staff Report

Report Date: **March 3, 2026**
Case Number: **2026-2-ANX**

AGENDA ITEM DESCRIPTION

First Public Hearing for the annexation of approximately 2.098 acres of Right-Of-Way for Cedar Breaks Road currently in the Extra Territorial Jurisdiction. (2026-2-ANX). Ryan Clark, AICP, Planning Manager

AGENDA ITEM DETAILS

Project Name:	**Cedar Breaks Road ROW Annexation**
Applicant:	**City of Georgetown c/o Larry Taylor**
Property Owner:	**City of Georgetown c/o Larry Taylor**
Property Address:	**Cedar Breaks Road, Georgetown, Texas**
Legal Description:	**2.098 acres in the Joseph Fish Suvery, Abstract No. 232**
Current Zoning:	**n/a – located in City's ETJ**
Current Use:	**Roadway**

APPLICANT'S REQUEST

The City annexed the GISD High School Site #3 in 2023. Per State Law in Local Government Code Chapter 43, municipalities are required to annex all adjacent County ROW's when bringing real property into City Limits. The City did not include the adjacent ROW for Cedar Breaks Road at that time, and so this request is being made to comply with State Law.

RECOMMENDATION

Staff recommend approval of the request.

PROPERTY CONTEXT

Cedar Breaks Road is a 2-lane road without a sidewalk in the ETJ. It is primarily used to service the numerous Lake Georgetown sites and parks as well as the South Lake Water Treatment Plant.

STAFF ANALYSIS

The annexation of the ROW for Cedar Breaks Road is required by State Law and will align with the 2030 Comprehensive Plan's Land Use Policies 12 and 13, which call for supporting public safety services and infrastructure as well as promoting development decisions that serve the needs of our interlocal government partners.

PUBLIC NOTIFICATION

As required by the Unified Development Code (UDC), a legal notice advertising the public hearing was placed in the Sun Newspaper (Sunday, February 22, 2026).

City Council

ATTACHMENTS

Exhibit 1 – Location Map and Area of ETJ to be Surrounded by City Limits
Exhibit 2 – Cedar Breaks Road Metes and Bounds and Exhibit

SUBMITTED BY

Ryan Clark, Planning Manager

Cedar Breaks

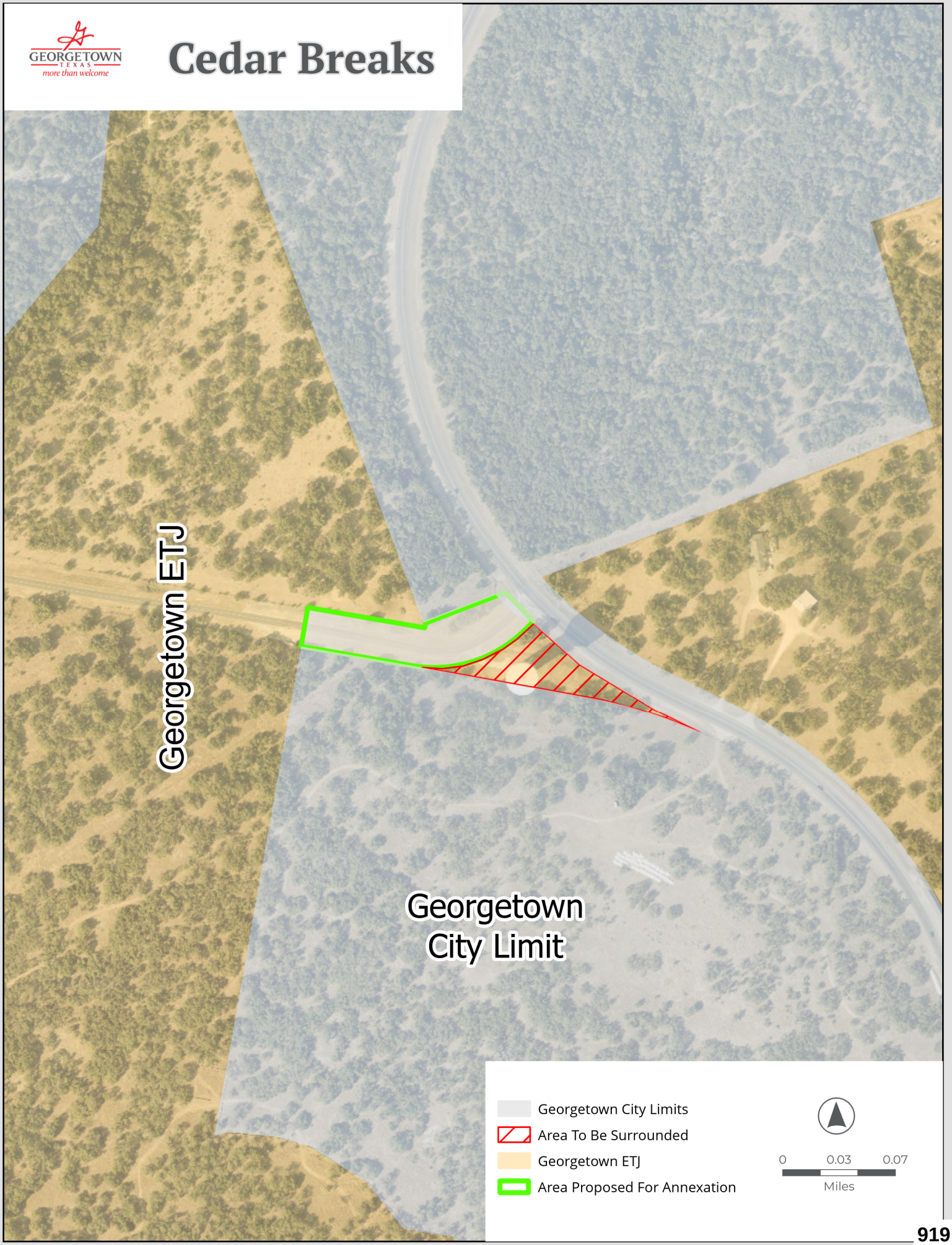

LANDESIGN SERVICES, INC.

10090 W Highway 29 | Liberty Hill, Texas 78642
TBPELS Firm No. 10001800 | 512-238-7901 office

EXHIBIT " **2** "

POLITICAL SUBDIVISION DESCRIPTION
FOR THE ANEXATION OF THE EXISTING RIGHT-OF-WAY OF CEDAR BREAKS ROAD TO THE CITY OF GEORGETOWN

BEING 2.098 ACRES WITHIN THE CITY OF GEORGETOWN EXTRA TERRITORIAL JURISDICTION, SURVEYED BY LANDESIGN SERVICES, INC., SITUATED IN THE JOSEPH FISH SURVEY, ABSTRACT NO. 232 IN WILLIAMSON COUNTY, TEXAS, BEING A PORTION OF CEDAR BREAKS ROAD (120' WIDE RIGHT-OF-WAY) RECORDED IN VOLUME 901, PAGE 551, OF THE DEED RECORDS OF WILLIAMSON COUNTY, TEXAS (D.R.W.C.T.) AND IN DOCUMENT NO. 2001052829, OF THE OFFICIAL PUBLIC RECORDS OF WILLIAMSON COUNTY, TEXAS (O.P.R.W.C.T.); SAID 2.098 ACRE TRACT BEING MORE PARTICULARLY DESCRIBED BY METES AND BOUNDS AS FOLLOWS:

BEGINNING at a 1/2-inch rebar found with plastic cap stamped "STEGER BIZZELL" in the existing South Right-of-Way line of Cedar Breaks Road for the Northeast corner of a called 15.00 acre tract of land described in a Special Warranty Donation Deed with Use Restriction to Georgetown Independent School District, recorded in Document No. 2019122376, of said O.P.R.W.C.T. and the common Northwest corner of Lot 1, Block A, GISD HIGH SCHOOL NO. 3, a subdivision of record in Document No. 2025009472, of said O.P.R.W.C.T. for the most Westerly corner hereof;

THENCE **North 09°52'10" East**, over and across the existing Right-of-Way of said Cedar Breaks Road, a distance of **120.13** feet to a Calculated Point in the existing North Right-of-Way line of said Cedar Breaks Road, and the common South line of a called 33.68 acre tract of land, described by deed as Tract II, described in a Warranty Deed to Jim Forrest Avant, Jeff Wood Avant and Jamie Avant Dyhle, recorded in Volume 2334, Page 548, of said D.R.W.C.T.;

THENCE with the existing North right-of-way line of said Cedar Breaks Road and the common South line of said 33.68 acre tract, the following two (2) courses and distances:

1) **South 80°07'50" East**, a distance of **361.59** feet to a 1/2-inch rebar found with illegible plastic cap at the Southeast corner of said 33.68 acre tract;

2) **North 10°05'32" East**, a distance of **14.95** feet to a concrete monument with U.S. Army Corps of Engineers disk found for the Easterly Northeast corner of said 33.68 acre tract, for the South corner of a called 333.00 acre tract of land conveyed in a General Warranty Deed to The United States of America, recorded in Volume 516, Page 349, of said D.R.W.C.T

THENCE, **North 69°00'44" East**, with the existing North Right-of-Way line of said Cedar Breaks Road and the common South line of said 333.00 acre tract, a distance of **259.58** feet to a Calculated Point on the South line of said 333.00 acre tract, in the existing Southwest Right-of-Way line of D.B. Wood Road (120' Wide Right-of-Way, Document No. 2005080399, O.P.R.W.C.T.), for the Northerly corner hereof;

THENCE with the existing Southwest Right-of-Way line of said D.B. Wood Road, along a curve to the **Left**, having a radius of **1,492.84** feet, an arc length of **123.72** feet, a delta angle of **04°44'54"**, and a chord which bears **South 43°45'29" East,** a distance of **123.67** feet to a 1/2-inch rebar found with aluminum cap stamped "CITY OF GEORGETOWN" for the Northwest corner of a called 1.314 acre tract of land described in a Deed Without Warranty to The City of Georgetown, recorded in Document No. 2016073417, of said O.P.R.W.C.T.;

THENCE with the existing Southeast Right-of-Way line of said Cedar Breaks Road, and the common Northwest line of said 1.314 acre tract, the following two (2) courses and distances:

1) **South 46°26'21" West,** a distance of **42.79** feet to a 1/2-inch rebar found with aluminum cap stamped "CITY OF GEORGETOWN"; and

2) Along a curve to the **Right**, having a radius of **393.66** feet, an arc length of **369.95** feet, a delta angle of **53°50'43"**, and a chord which bears **South 73°09'51" West,** a distance of **356.49** feet to a 1/2-inch rebar found with aluminum cap stamped "CITY OF GEORGETOWN" for the West corner of said 1.314 acre tract, and the common North line of said Lot 1;

THENCE **North 80°10'52" West**, with the existing South Right-of-Way line of said Cedar Breaks Road, and the common North line of said Lot 1, a distance of **340.10** feet to the **POINT OF BEGINNING** and containing 2.098 acres of land, more or less.

This project is referenced for all bearing and coordinate basis to the Texas State Plane Coordinate System, North American Datum of 1983 (NAD83 – 2011 Adjustment), Central Zone (4203). All distances shown hereon are surface values represented in U.S. Survey Feet based on a grid-to-surface combined adjustment factor of 1.00012.

This property description was prepared from an on-the-ground survey performed under my supervision and is accompanied by a separate plat of even date. The field work was completed on September 29, 2025.

2-9-2026

Ethan Scott Hopkin
Registered Professional Land Surveyor
State of Texas No. 7048

STATE OF TEXAS
REGISTERED
ETHAN SCOTT HOPKIN
7048
PROFESSIONAL
LAND SURVEYOR

Job Number: 25-038
Attachments: K:\!2025\25038 - CoGT ROW Annexation\CAD\DWGs\25038_CoGT_ROW Annexation_Cedar Breaks_Exhibit.dwg

GENERAL NOTES:

THIS PROJECT IS REFERENCED FOR ALL BEARING AND COORDINATE BASIS TO THE TEXAS COORDINATE SYSTEM, NORTH AMERICAN DATUM OF 1983 (NAD83 – 2011 ADJUSTMENT), CENTRAL ZONE (4203).

DISTANCES AND AREAS SHOWN HEREON ARE SURFACE VALUES REPRESENTED IN U.S. SURVEY FEET BASED ON A GRID–TO–SURFACE COMBINED ADJUSTMENT FACTOR OF 1.00012.

100' 80' 60' 40' 20' 0' 50' 100'

GRAPHIC SCALE

LEGEND

■	CONCRETE MONUMENT WITH U.S. ARMY CORPS OF ENGINEERS DISK FOUND
◉	1/2–INCH REBAR WITH ALUMINUM DISK STAMPED "CITY OF GEORGETOWN" FOUND (OR AS NOTED)
△	CALCULATED POINT (NOT SET)
O.P.R.W.C.T.	OFFICIAL PUBLIC RECORDS OF WILLIAMSON COUNTY, TEXAS
D.R.W.C.T.	DEED RECORDS OF WILLIAMSON COUNTY, TEXAS
DOC. NO.	DOCUMENT NUMBER
VOL., PG.	VOLUME, PAGE
R.O.W.	RIGHT–OF–WAY

N

LINE TABLE		
LINE #	BEARING	DISTANCE
L1	N09°52'10"E	120.13'
L2	N10°05'32"E	14.95'
L3	S46°26'21"W	42.79'

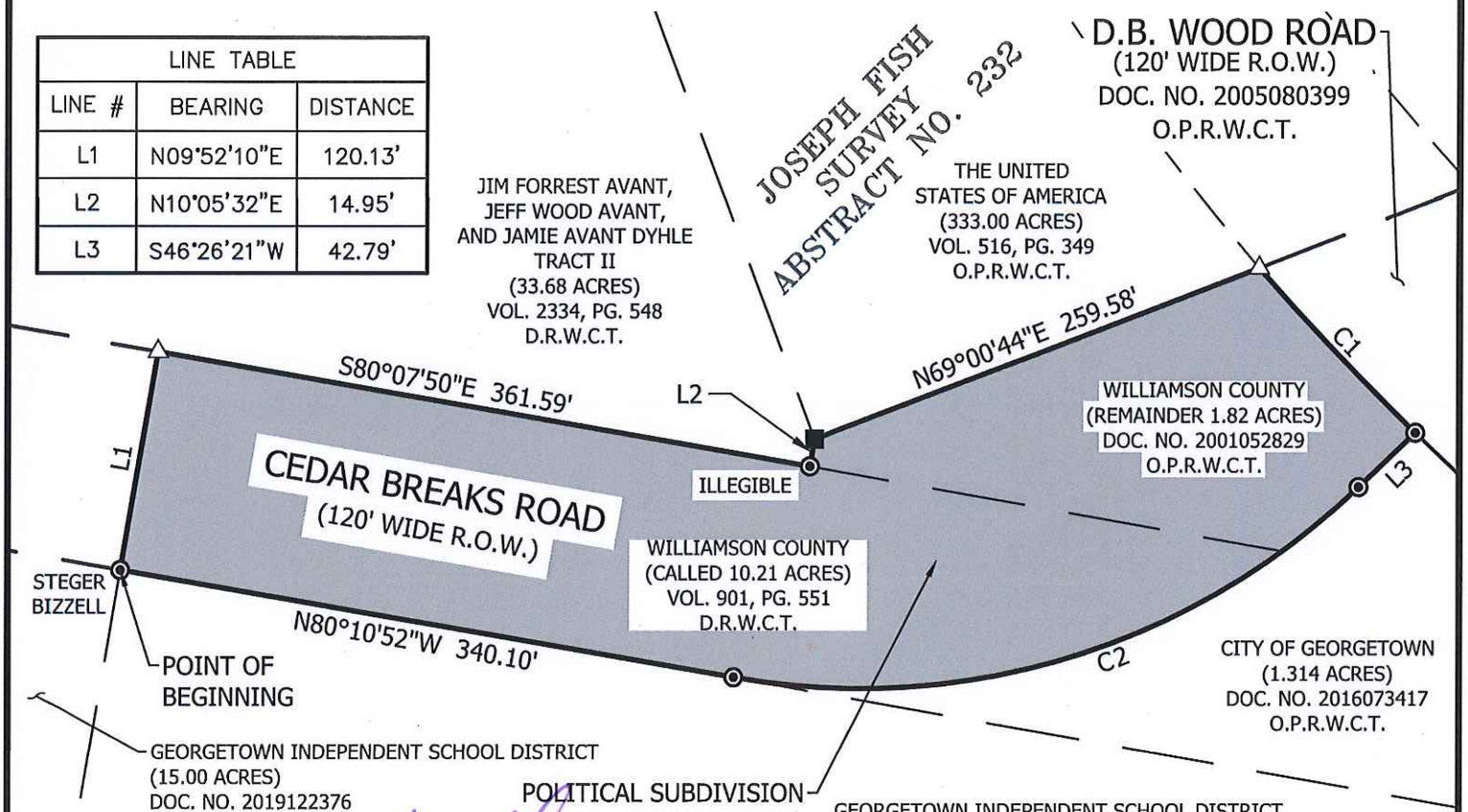

STATE OF TEXAS
REGISTERED
ETHAN SCOTT HOPKIN
7048
PROFESSIONAL
LAND SURVEYOR

2-9-2026

CURVE TABLE					
CURVE #	RADIUS	LENGTH	DELTA	CHORD BEARING	CHORD
C1	1492.84'	123.72'	4°44'54"	S43°45'29"E	123.68'
C2	393.66'	369.95'	53°50'43"	S73°09'51"W	356.49'

JOB NUMBER: JOB #25–038		DATE: 02/09/2026	
PROJECT NAME: CoGT ROW ANNEXATION			
DRAWING NAME: CoGT ROW ANNEXATION CEDAR BREAKS EXHIBIT.DWG			
DRAWING FILE PATH: K:/!2025/25038/25038 – CoGT ROW ANNEXATION/DWGs			
METES AND BOUNDS FILE PATH: K:/!2025/25038/25038 – CoGT ROW ANNEXATION/DESCRIPTIONS			
RPLS: ESH	TECH: DNP	PARTY CHIEF: CD	CHK BY: ESH
SHEET 03 of 03	FIELDBOOKS 17/498		SCALE:1"=100'

LSI LANDESIGN SERVICES, INC.
10090 W HIGHWAY 29, LIBERTY HILL, TEXAS 78642
TBPELS FIRM NO. 10001800
512-238-7901

City of Georgetown, Texas
City Council
March 10, 2026

SUBJECT:
Public Hearing and First Reading - Chapter 8.40 Standards of Care for Youth Recreation Programs

SUGGESTED ACTION:
Public Hearing and First Reading of an Ordinance adopting Chapter 8.40 of the Code of Ordinances relating to establishing minimum standards of care for youth recreation programs -- Kimberly Garrett, Parks and Recreation Director

ITEM SUMMARY:
Chapter 42 of the Texas Human Resources Code regulates facilities and agencies that provide child-care services and establishes standards intended to protect children participating in organized programs. Enforcement of this chapter is administered by the Texas Department of Family and Protective Services (DFPS).

Under Section 42.041(b)(14), elementary-age (ages 5–13) municipal recreation programs are exempt from state child-care licensing requirements if the municipality annually adopts Standards of Care by ordinance following a public hearing. The ordinance must establish minimum staffing ratios, staff qualifications, facility health and safety standards, and procedures for monitoring and enforcement. Parents must also be notified that the programs are not state-licensed child-care facilities and may not be advertised as such.

This ordinance formally adopts the required Standards of Care for the City of Georgetown Parks and Recreation Department's after-school and summer youth recreation programs. These programs are recreational in nature and do not operate as child-care services. The adopted standards represent minimum operational requirements consistent with existing departmental practices.

The Georgetown Parks and Recreation Department previously developed similar department minimum standards for recreation programs. Therefore, the minimum standards set forth in Exhibit A will create no additional staffing or financial burden to the City. Additionally, it will not impact the effected recreation program fees.

The ordinance was originally adopted in 2015 and expires annually, requiring City Council re-adoption prior to April 1 each year. The current update includes amendments clarifying monitoring and internal review procedures.

FINANCIAL IMPACT:
N/A

SUBMITTED BY:
Amy Castillo, Parks and Recreation

ATTACHMENTS:
Ordinance_Parks - Ch 8.40 Standards of Care_2026.pdf
Exhibit A_Ch 8.40 Standards of Care_3.2.2026_Clean_V2.pdf
Exhibit A_Ch 8.40 Standards of Care_3.2.2026_Redlines_Council.pdf

ORDINANCE NO. _____

AN ORDINANCE OF THE CITY OF GEORGETOWN, TEXAS, ADOPTING CHAPTER 8.40 OF THE CODE OF ORDINANCES RELATING TO ESTABLISHING MINIMUM STANDARDS OF CARE FOR YOUTH RECREATION PROGRAMS; PROVIDING A SEVERABILITY CLAUSE; REPEALING CONFLICTING ORDINANCES AND RESOLUTIONS; AND ESTABLISHING AN EFFECTIVE DATE.

WHEREAS, the City's Parks and Recreation Department has determined that certain minimum standards of care are necessary to health, safety, and welfare of individuals participating in youth recreation programs; and

WHEREAS, the State of Texas Human Resources Code Chapter 42 exempts certain after-school and summer recreation programs from state licensing requirements as identified in Subsection 42.041(14) stating "an elementary-age (ages 5-13) recreation program operated by a municipality provided the governing body of the municipality annually adopts standards of care by ordinance after a public hearing for such programs, that such standards are provided to the parents of each program participant, and that the ordinances shall include, at a minimum, staffing ratios, minimum staff qualifications, minimum facility, health, and safety standards, and mechanisms for monitoring and enforcing the adopted local standards; and further provided that parents be informed that the program is not licensed by the state and the program may not be advertised as a child-care facility;" and

WHEREAS, the City Council, at a meeting on _____, held a public hearing prior to adopting Chapter 8.40 of the Code of Ordinances regarding Standards of Care for Youth Recreation Programs; and

WHEREAS, the City Council of the City of Georgetown finds it to be in the best interest of the citizens of Georgetown to adopt Chapter 8.40 of the Code of Ordinances regarding Standards of Care for Youth Recreation Programs.

NOW, THEREFORE, BE IT ORDAINED BY THE CITY OF GEORGETOWN, THAT:

SECTION 1. The facts and recitations contained in the preamble of this ordinance are hereby found and declared to be true and correct and are incorporated by reference herein and expressly made a part hereof, as if copied verbatim. The City Council hereby

finds that this Ordinance implements the vision, goals, and policies of the Georgetown 2030 Comprehensive Plan and further finds that the enactment of this ordinance is not inconsistent or in conflict with any other policies or provisions of the 2030 Comprehensive Plan.

SECTION 2. It is hereby determined upon the basis of requirements set forth in the Texas Human Resource Code, the City of Georgetown shall be exempt from Texas Child Care Services regulations.

SECTION 3. Chapter 8.40 of the Code of Ordinance of the City of Georgetown is hereby amended in its entirety and shall provide as shown in Exhibit "A."

SECTION 4. All ordinances and parts of ordinances that are in conflict with this ordinance are hereby repealed, and are no longer of any force and effect.

SECTION 5. If any provision of this ordinance or application thereof to any person or circumstance, shall be held invalid, such invalidity shall not affect the other provisions, or application thereof, of this ordinance which can be given effect without the invalid provision or application, and to this end the provisions of this ordinance are hereby declared to be severable.

SECTION 6. The Mayor is hereby authorized to sign this ordinance and the City Secretary to attest. This ordinance shall become effective in accordance with the provisions of state law and the City Charter of the City of Georgetown.

PASSED AND APPROVED on FIRST READING on this ___ day of _____, 2026.

PASSED AND APPROVED on SECOND READING on this ___ day of _____, 2026.

ATTEST:

_____
Robyn Densmore, City Secretary

CITY OF GEORGETOWN, TEXAS

By: _____
Josh Schroeder, Mayor

APPROVED AS TO FORM:

_____
Skye Masson, City Attorney

Exhibit A

Code of Ordinances
Adopting Chapter 8.40

Sec. 8.40. – Standards of Care for Youth Recreation Programs

Sec. 8.40.010. - Definitions.

“City Council” means the City Council of the City of Georgetown, Texas.

"Department" means the Parks and Recreation Department.

"Director" means the director of the Parks and Recreation Department.

"Designee" means a person appointed by the director to act on the director's behalf.

"Facility" means a building or improvement operated or used by the department in conducting a recreational program.

"Participant" means a child age five to 13 years old that is enrolled in a recreational program and is under the supervision of department staff.

"Staff" means a person who is employed by the department to work in a recreational program.

"Parent" means legal guardian of a participant.

“Recreation Superintendent” means a full-time professional employee assigned responsibility for management of day-to-day operations of all recreational programs.

“Recreation Supervisor” means a full-time employee assigned responsibility of management of one area of the Recreation Department. Responsible for overseeing the area’s planning, implementation, staff training, scheduling, supervision, and enforcement.

"Youth Recreation Programs and Camp Programs” or “Camp Programs” means a fee-based children's program or activity offered and supervised by the department that requires a participant to enroll or register to participate

"Youth Recreation and Camp Program Staff” or “Camp Program Staff" means a person responsible for the direct care or supervision of participants, including volunteers and contractors. The term excludes a person whose primary duties include administration, clerical support, or facility maintenance.

(Ord. No. 2025-13, § 3(Exh. A); Ord. No. 2023-15, § 3(Exh. A); Ord. No. 2022-24, § 3(Exh. A); Ord. No. 2021-14, § 3(Exh. A))

Sec. 8.40.020. - Purpose.

The purpose of the standards of care established in this chapter is to protect children who participate in City of Georgetown recreation programs. The standards of care set forth in this chapter are intended to be the minimum standards by which the Georgetown Parks and Recreation Department will operate its youth recreation programs which are recreational in nature and not designated as childcare programs.

(Ord. No. 2025-13, § 3(Exh. A); Ord. No. 2023-15, § 3(Exh. A); Ord. No. 2022-24, § 3(Exh. A); Ord. No. 2021-14, § 3(Exh. A))

Sec. 8.40.030. - Participant and Camp Program Staff Ratios.

a) Camp programs shall have no greater than a ten to one (10:1) ratio of participants to camp program staff for children zero to four years of age.
b) Camp programs shall have no greater than a 15 to one (15:1) ratio of participants to camp program staff for children five to nine years of age.
c) Camp programs shall have no greater than a 17 to one (17:1) ratio of participants to camp program staff for children 10 to 13 years of age.
d) Each participant should have a program employee who is responsible for him or her and who is aware of details of the participant's habits, interests, and any special problems as identified by the participant's parents during the registration process.

(Ord. No. 2025-13, § 3(Exh. A); Ord. No. 2023-15, § 3(Exh. A); Ord. No. 2022-24, § 3(Exh. A); Ord. No. 2021-14, § 3(Exh. A))

Sec. 8.40.040. – Minimum Qualifications for Youth Program and Camp Program Staff

a. Youth Recreation and Camp Program Staff must be at least 16 years of age.
b. At least 50 percent of camp program staff must possess certification from a nationally recognized body in First Aid; and Community CPR or equivalent.
c. Camp program staff must complete a camp program staff orientation including, but not limited to:
    1. An overview of the City of Georgetown's Standards of Care; and
    2. Policies including discipline, guidance, and the release of participants; and
    3. An overview of symptoms of child abuse, neglect, and sexual abuse and the responsibility of reporting these; and
    4. The procedures to follow in handling emergencies include but are not limited to fire, explosion, tornado, toxic fumes, volatile persons, and severe injury or illness of a child or adult; and
    5. The use and locations of fire extinguishers and first aid equipment.

(Ord. No. 2025-13, § 3(Exh. A); Ord. No. 2023-15, § 3(Exh. A); Ord. No. 2022-24, § 3(Exh. A); Ord. No. 2021-14, § 3(Exh. A))

Sec. 8.40.050. - Employment Restrictions.

a) Criminal background checks will be conducted on prospective camp program staff. The following convictions, including deferred adjudication and pretrial diversions, regardless of when the conviction occurred will render applicants ineligible for participation with Georgetown Parks and Recreation Camp Programs:
b) Any drug distribution activity, including misdemeanor or felony; Rape; Aggravated Assault; Child Abuse or Molestation; Murder; Kidnapping; or any other felony or crime involving moral turpitude, which involves acts of physical violence.
c) The following convictions within ten years from the date of application for employment will render applicants ineligible for participation with Georgetown Parks and Recreation Camp Programs:
d) Any drug related activity, including misdemeanor or felony; Assault; or any other felony or crime involving moral turpitude which does not involve acts of physical violence.

(Ord. No. 2025-13, § 3(Exh. A); Ord. No. 2023-15, § 3(Exh. A); Ord. No. 2022-24, § 3(Exh. A); Ord. No. 2021-14, § 3(Exh. A))

Sec. 8.40.060. - Minimum Building Standards.

a) The facilities and equipment used do not present any known fire, health, or safety hazards and are kept free of accumulations of objectionable debris.
b) The facility shall be subject to an annual safety inspection.
c) The facility shall reasonably be kept free of insects, rodents, and stray animals.
d) Facility buildings shall maintain clearly marked emergency exits.
e) A disaster and evacuation procedure shall be posted at the facility.
f) First-aid kits and infection control kits shall be available at the facility and taken to other locations at which the participants are engaged in program activities.
g) First-aid guidelines shall be on file and available at the facility.
h) The facility shall have a sufficient number of restrooms maintained in good repair and equipped for independent use by children and designed to permit staff supervision as needed.

(Ord. No. 2025-13, § 3(Exh. A); Ord. No. 2023-15, § 3(Exh. A); Ord. No. 2022-24, § 3(Exh. A); Ord. No. 2021-14, § 3(Exh. A))

Sec. 8.40.070. - Minimum Health and Safety Standards.

a) A participant who is ill or injured shall be supervised until the participant is released to a parent or other authorized person.

b) A participant whose illness or medical condition requires a degree of supervision by staff that would compromise the health or safety of the other participants shall be kept separate from the other participants until the participant is removed from the facility.
c) A participant whose illness or medical condition prevents the participant from comfortably participating in program activities or places other participants at risk may not be admitted or readmitted to the facility for the duration of the illness or condition.
d) A staff member may not administer medication to a participant without a written parental medication authorization. Staff may not knowingly administer medication that is not in its original container or that is past the expiration date on the container.
e) A staff member may not administer an amount of medication that is inconsistent with the prescribed dosage and parental direction. A staff member shall return the unused medication to the parent on the last program day.
f) Medication should be kept in a secure location that is not accessible by participants.
g) A staff member shall maintain a medication and first aid log.
h) In accordance with Section 341.0646 of the Health and Safety Code, a staff member shall provide children participating in organized water activities with personal flotation devices when required. A staff member shall ensure the children wearing the personal flotation devices are properly fitted and fastened.

(Ord. No. 2025-13, § 3(Exh. A); Ord. No. 2024-14, § 3(Exh. A); Ord. No. 2023-15, § 3(Exh. A); Ord. No. 2022-24, § 3(Exh. A); Ord. No. 2021-14, § 3(Exh. A))

Sec. 8.40.080. - Mechanisms for Monitoring and Enforcing Standards.

The camp director or designee shall monitor the camp programs for adherence to the minimum standards stated in this document.

These inspection reports shall be documented and submitted to the Recreation Supervisor and Recreation Superintendent to be kept on file.

(Ord. No. 2025-13, § 3(Exh. A); Ord. No. 2023-15, § 3(Exh. A); Ord. No. 2022-24, § 3(Exh. A); Ord. No. 2021-14, § 3(Exh. A))

- ## Sec. 8.40.090. - Review.

This Chapter will expire one year after its effective date.

(Ord. No. 2025-13, § 3(Exh. A); Ord. No. 2023-15, § 3(Exh. A); Ord. No. 2022-24, § 3(Exh. A); Ord. No. 2021-14, § 3(Exh. A))

- ## Sec. 8.40.100. - Recommendation for Amendment or Re-adoption.

No later than April 1 of each year, the director or the designee shall review the local standards of care for potential amendments and recommend any amendments to the City Council for adoption or readoption.

(Ord. No. 2025-13, § 3(Exh. A); Ord. No. 2023-15, § 3(Exh. A); Ord. No. 2022-24, § 3(Exh. A); Ord. No. 2021-14, § 3(Exh. A))

- **Sec. 8.40.010. - Definitions.**

  “City Council” means the City Council of the City of Georgetown, Texas.

  "Department" means the Parks and Recreation Department.

  "Director" means the director of the Parks and Recreation Department.

  "Designee" means a person appointed by the director to act on the director's behalf.

  "Facility" means a building or improvement operated or used by the department in conducting a recreational program.

  "Participant" means a child age five to 13 years old that is enrolled in a recreational program and is under the supervision of department staff.

  "Staff" means a person who is employed by the department to work in a recreational program.

  "Parent" means legal guardian of a participant.

  “Recreation Superintendent” means a full time professional employee assigned responsibility for management of day to day operations of all recreational programs.

“Recreation Supervisor” means a full time employee assigned responsibility of management of one area of the Recreation Department. Responsible for overseeing the area’s planning, implementation, staff training, scheduling, supervision, and enforcement.

  "Youth Recreation Programs and Camp Programs” or “Camp Programs” ~~Recreational Program or Program~~" means a fee-based children's program or activity offered and supervised by the department that requires a participant to enroll or register to participate

"Youth Recreation and Camp Program Staff” or “Camp Program Staff" means a person responsible for the direct care or supervision of participants, including volunteers and contractors. The term excludes a person whose primary duties include administration, clerical support, or facility maintenance.

  (Ord. No. 2025-13, § 3(Exh. A); Ord. No. 2023-15, § 3(Exh. A); Ord. No. 2022-24, § 3(Exh. A); Ord. No. 2021-14, § 3(Exh. A))

- **Sec. 8.40.020. - Purpose.**

  The purpose of the standards of care established in this chapter is to protect children who participate in City of Georgetown ~~after-school and summer~~ recreation programs. The standards of care set forth in this chapter are intended to be the minimum standards by which the Georgetown Parks and Recreation Department will operate its

youth recreation programs which are recreational in nature and not designated as childcare programs.

(Ord. No. 2025-13, § 3(Exh. A); Ord. No. 2023-15, § 3(Exh. A); Ord. No. 2022-24, § 3(Exh. A); Ord. No. 2021-14, § 3(Exh. A))

- **Sec. 8.40.030. - Participant and Camp Program Staff Ratios.**

  a) Camp programs shall have no greater than a ten to one (10:1) ratio of participant to camp program staff for children zero to four years of age.
  b) Camp programs shall have no greater than a 15 to one (15:1) ratio of participant to camp program staff for children five to nine years of age.
  c) Camp programs shall have no greater than a 17 to one (17:1) ratio of participants to camp program staff for children 10 to 13 years of age.
  d) Each participant should have a program employee who is responsible for him or her and who is aware of details of the participant's habits, interests, and any special problems as identified by the participant's parents during the registration process.

(Ord. No. 2025-13, § 3(Exh. A); Ord. No. 2023-15, § 3(Exh. A); Ord. No. 2022-24, § 3(Exh. A); Ord. No. 2021-14, § 3(Exh. A))

- **Sec. 8.40.040. – Minimum Qualifications for Youth Program and Camp Program Staff**

  a) Youth Recreation and Camp Program Staff must be at least 16 years of age.
  b) At least 50 percent of camp program staff must possess certification from a nationally recognized body in First Aid; and Community CPR or equivalent.
  c) Camp program staff must complete a camp program staff orientation including, but not limited to:
     1. An overview of the City of Georgetown's Standards of Care; and
     2. Policies including discipline, guidance, and the release of participants; and
     3. An overview of symptoms of child abuse, neglect, and sexual abuse and the responsibility of reporting these; and
     4. The procedures to follow in handling emergencies include but are not limited to: fire, explosion, tornado, toxic fumes, volatile persons, and severe injury or illness of a child or adult; and
     5. The use and locations of fire extinguishers and first aid equipment.

(Ord. No. 2025-13, § 3(Exh. A); Ord. No. 2023-15, § 3(Exh. A); Ord. No. 2022-24, § 3(Exh. A); Ord. No. 2021-14, § 3(Exh. A))

- **Sec. 8.40.050. - Employment Restrictions.**

a) Criminal background checks will be conducted on prospective camp program staff. The following convictions, including deferred adjudication and pretrial diversions, regardless of when the conviction occurred will render applicants ineligible for participation with Georgetown Parks and Recreation Camp Programs:
b) Any drug distribution activity, including misdemeanor or felony; Rape; Aggravated Assault; Child Abuse or Molestation; Murder; Kidnapping; or any other felony or crime involving moral turpitude, which involves acts of physical violence.
c) The following convictions within ten years from the date of application for employment will render applicants ineligible for participation with Georgetown Parks and Recreation Camp Programs:
d) Any drug related activity, including misdemeanor or felony; Assault; or any other felony or crime involving moral turpitude which does not involve acts of physical violence.

(Ord. No. 2025-13, § 3(Exh. A); Ord. No. 2023-15, § 3(Exh. A); Ord. No. 2022-24, § 3(Exh. A); Ord. No. 2021-14, § 3(Exh. A))

- **Sec. 8.40.060. - Minimum Building Standards.**

a) The facilities and equipment used do not present any known fire, health, or safety hazards and are kept free of accumulations of objectionable debris.
b) The facility shall be subject to an annual safety inspection.
c) The facility shall reasonably be kept free of insects, rodents, and stray animals.
d) Facility buildings shall maintain clearly marked emergency exits.
e) A disaster and evacuation procedure shall be posted at the facility.
f) First-aid kits and infection control kits shall be available at the facility and taken to other locations at which the participants are engaged in program activities.
g) First-aid guidelines shall be on file and available at the facility.
h) The facility shall have a sufficient number of restrooms maintained in good repair and equipped for independent use by children and designed to permit staff supervision as needed.

(Ord. No. 2025-13, § 3(Exh. A); Ord. No. 2023-15, § 3(Exh. A); Ord. No. 2022-24, § 3(Exh. A); Ord. No. 2021-14, § 3(Exh. A))

- **Sec. 8.40.070. - Minimum Health and Safety Standards.**

a) A participant who is ill or injured shall be supervised until the participant is released to a parent or other authorized person.
b) A participant whose illness or medical condition requires a degree of supervision by staff that would compromise the health or safety of the other participants shall be kept separate from the other participants until the participant is removed from the facility.

c) A participant whose illness or medical condition prevents the participant from comfortably participating in program activities or places other participants at risk may not be admitted or readmitted to the facility for the duration of the illness or condition.
d) A staff member may not administer medication to a participant without a written parental medication authorization. Staff may not knowingly administer medication that is not in its original container or that is past the expiration date on the container.
e) A staff member may not administer an amount of medication that is inconsistent with the prescribed dosage and parental direction. A staff member shall return the unused medication to the parent on the last program day.
f) Medication should be kept in a secure location that is not accessible by participants.
g) A staff member shall maintain a medication and first aid log.
h) In accordance with Section 341.0646 of the Health and Safety Code, a staff member shall provide children participating in organized water activities with personal flotation devices when required. A staff member shall ensure the children wearing the personal flotation devices are properly fitted and fastened.

(Ord. No. 2025-13, § 3(Exh. A); Ord. No. 2024-14, § 3(Exh. A); Ord. No. 2023-15, § 3(Exh. A); Ord. No. 2022-24, § 3(Exh. A); Ord. No. 2021-14, § 3(Exh. A))

- **Sec. 8.40.080. - Mechanisms for Monitoring and Enforcing Standards.**

The camp director or designee shall monitor the camp programs for adherence to the minimum standards stated in this document.

These inspection reports shall be documented and submitted to the Recreation Supervisor and Recreation Superintendent to be kept on file.

(Ord. No. 2025-13, § 3(Exh. A); Ord. No. 2023-15, § 3(Exh. A); Ord. No. 2022-24, § 3(Exh. A); Ord. No. 2021-14, § 3(Exh. A))

- **Sec. 8.40.090. - Review.**

This Chapter will expire one year after its effective date.

(Ord. No. 2025-13, § 3(Exh. A); Ord. No. 2023-15, § 3(Exh. A); Ord. No. 2022-24, § 3(Exh. A); Ord. No. 2021-14, § 3(Exh. A))

- **Sec. 8.40.100. - Recommendation for Amendment or Re-adoption.**

No later than April 1 of each year, the director or the designee shall review the local standards of care for potential amendments and recommend any amendments to the

City Council for adoption or readoption. (Ord. No. 2025-13, § 3(Exh. A); Ord. No. 2023-15, § 3(Exh. A); Ord. No. 2022-24, § 3(Exh. A); Ord. No. 2021-14, § 3(Exh. A))

City of Georgetown, Texas
City Council
March 10, 2026

SUBJECT:
First Reading - 2025-11-REZ - 2303 South Austin Avenue and 211 West 24th Street

SUGGESTED ACTION:
Public Hearing and First Reading of an Ordinance on a request for a Zoning Map Amendment to rezone Lot 1A, Block 1, out of the Amending Plat of Lot 1 and West ½ Lot 2 Block 1 Highland Park Revised Subdivision and Lot 7A, Block 1, out of the Amending Plat of Lot 7 and Lot 8, Block 1, Highland Park Revised Subdivision, from the Local Commercial (C-1) and Neighborhood Commercial (CN) zoning districts to the General Commercial (C-3) zoning district, for the properties generally located at 2303 South Austin Avenue and 211 West 24th Street, Georgetown, Texas 78626 (2025-11-REZ) -- Colin Davidson, Senior Planner

ITEM SUMMARY:
Overview of Applicant's Request:
The applicant is requesting to rezone the properties from the Local Commercial and Neighborhood Commercial zoning district to the General Commercial Zoning district.

Staff's Analysis:
Staff has reviewed the request in accordance with the Unified Development Code (UDC) and other applicable codes. Staff has determined that the proposed request complies with 2 of criteria, does not comply with 2 of the criteria and partially complies with 1 of the criteria established in UDC Section 3,06.030 for a Zoning Map Amendment, as outlined in the attached Staff Report.

Public Comments:
As required by the Unified Development Code (UDC), all property owners and registered neighborhood associations within 300-feet of the subject property were notified of the request (24 notices mailed), a legal notice advertising the public hearing was placed in the Sun Newspaper (2/1/2026) and signs were posted on-site. As of the publication date of this report, staff has received 2 written comments in favor and 0 in opposition of the request.

Planning and Zoning Commission Recommendation:
At their 2/1/2026 meeting, the Planning and Zoning Commission recommended approval (6-1) of the request.

FINANCIAL IMPACT:
None. The applicant has paid the required application fees.

SUBMITTED BY:
Hunter Gould, Planning Department

ATTACHMENTS:
2025-11-REZ - Powerpoint_CC1.pdf

2025-11-REZ - Staff Report.pdf
Exhibit 1 - Location Map.pdf
Exhibit 2 - Future Land Use Map.pdf
Exhibit 3 - Zoning Map.pdf
Exhibit 4 - Design and Development Standards of the General Commercial Zoning District.pdf
Exhibit 5 - Letter of Intent.pdf
Exhibit 6 - Public Comment.pdf
2025-11-REZ - Ordinance Draft_With Exhibits.pdf

Pro Glass Rezoning 2025-11-REZ

March 10, 2026 | City Council

GEORGETOWN TEXAS

Item Under Consideration

2025-11-REZ

- Public Hearing and First Reading of an Ordinance on a request for a Zoning Map Amendment to rezone Lot 1A, Block 1, out of the Amending Plat of Lot 1 and West ½ Lot 2 Block 1 Highland Park Revised Subdivision and Lot 7A, Block 1, out of the Amending Plat of Lot 7 and Lot 8, Block 1, Highland Park Revised Subdivision, from the Local Commercial (C-1) and Neighborhood Commercial (CN) zoning districts to the General Commercial (C-3) zoning district, for the properties generally located at 2303 South Austin Avenue and 211 West 24th Street, Georgetown, Texas 78626. (2025-11-REZ). - Colin Davidson, Senior Planner

GEORGETOWN TEXAS
more than welcome

Aerial

2025-11-REZ

Site

N

0 100 200 Feet

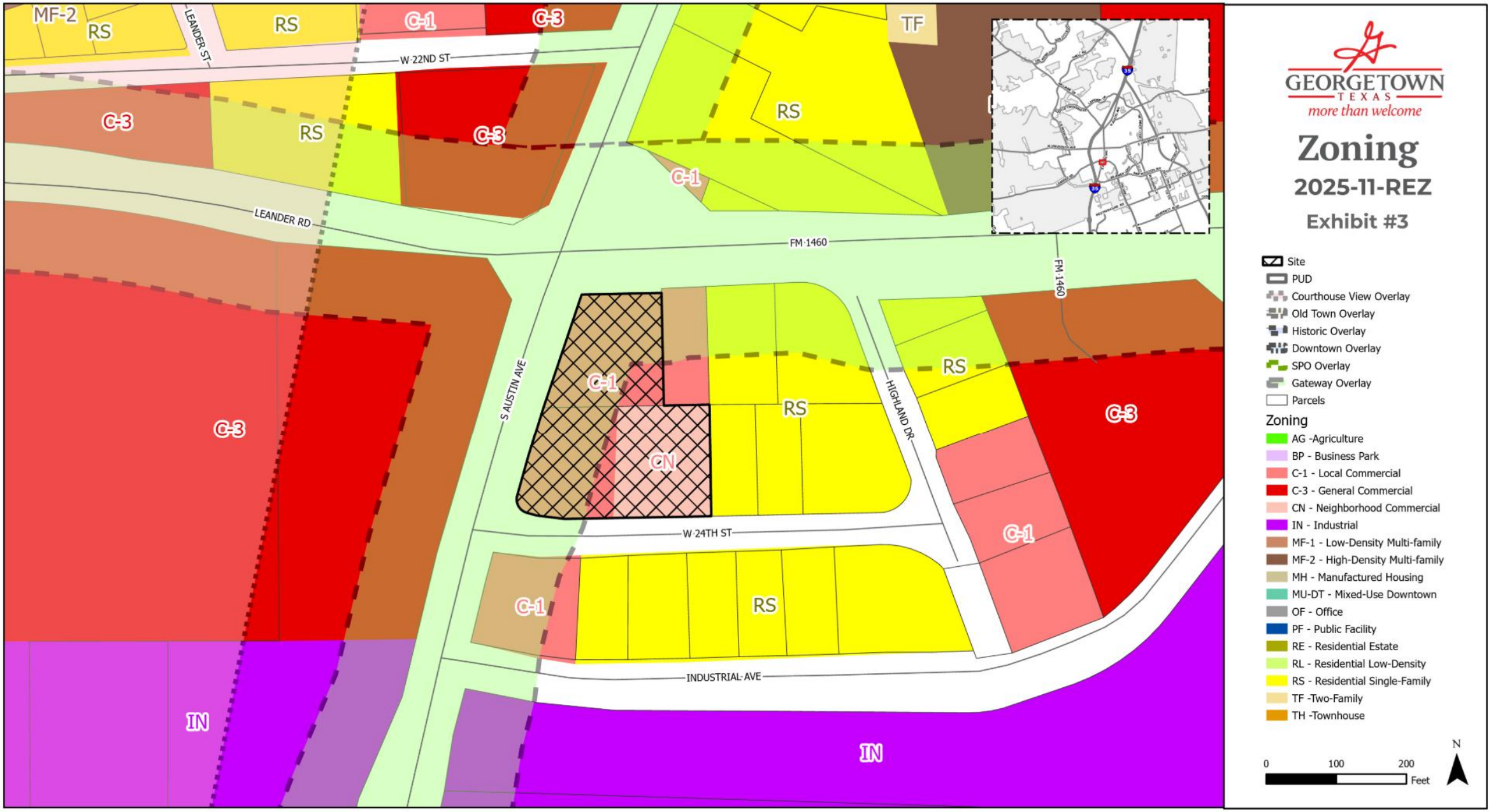
GEORGETOWN
TEXAS
more than welcome
Zoning
2025-11-REZ
Exhibit #3
Site
PUD
Courthouse View Overlay
Old Town Overlay
Historic Overlay
Downtown Overlay
SPO Overlay
Gateway Overlay
Parcels
Zoning
AG -Agriculture
BP - Business Park
C-1 - Local Commercial
C-3 - General Commercial
CN - Neighborhood Commercial
IN - Industrial
MF-1 - Low-Density Multi-family
MF-2 - High-Density Multi-family
MH - Manufactured Housing
MU-DT - Mixed-Use Downtown
OF - Office
PF - Public Facility
RE - Residential Estate
RL - Residential Low-Density
RS - Residential Single-Family
TF -Two-Family
TH -Townhouse
0
100
200
Feet
N
MF-2
RS
LEANDER ST
W 22ND ST
C-1
C-3
TF
LEANDER RD
FM 1460
S AUSTIN AVE
HIGHLAND DR
W 24TH ST
INDUSTRIAL AVE
CN
IN

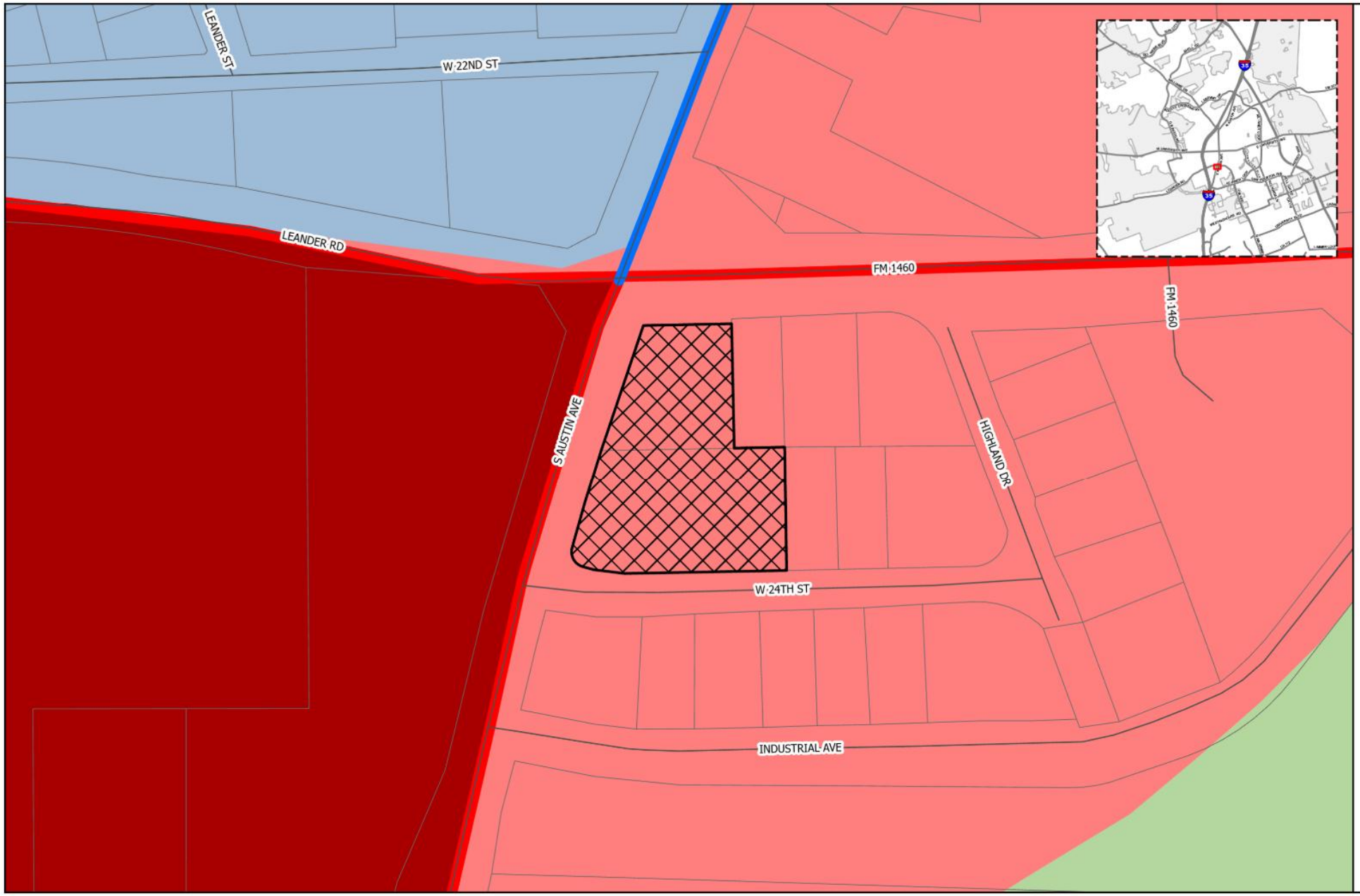

GEORGETOWN TEXAS
more than welcome

Future Land Use/ Future Mobility Plan

2025-11-REZ

Exhibit #2

- Site
- Parcels

Future Land Use

- Community Center
- Employment Center
- Institutional
- Mining
- Mixed Density Neighborhood
- Neighborhood
- Open Space
- Parks and Recreation
- Regional Center
- Rural Residential
- Special Area

Thoroughfare

- Existing Freeway
- Existing Major Arterial
- Existing Minor Arterial
- Existing Collector
- Proposed Freeway
- Proposed Major Arterial
- Proposed Minor Arterial
- Proposed Collector
- Proposed Rail

N

0 100 200 Feet

Community Center (CC)

- Centralized nodes and corridors of neighborhood services for residents of surrounding neighborhoods rather than all of Georgetown and the surrounding region
- At intersections of arterial and major roads
- Vertical mixed-use, with compatible uses and built form. Transitions between uses should be provided
- Provide pedestrian connection to residential uses, common areas, and outdoor amenities

- **DUA:** ≥ 14
- **Target Ratio:**
  - 80% nonresidential
  - 20% vertical mixed-use multifamily
- **Primary Uses:** Small to mid-size retailers, restaurant, hair and nail salons, barber shops, pharmacies, and recreation and fitness businesses (privately run gyms, arcades, Pilates, children's indoor play areas
- **Secondary Uses:** Medium and high density residential, small scale live entertainment in shared green space, specialty retailers, professional office, civic uses, and parks and open space

Scenic Gateway

Land Use and Building Design

Retail, commercial, office, mixed-use, and medium-density residential

Low-to-moderate building height

Buildings oriented toward streets when practical (instead of parking in front of buildings)

Consistent appearance of buildings

Streetscape

Pedestrian-oriented lighting

Pedestrian amenities (seating, shade, etc.)

Sidewalk set back from roadway

Groupings of small trees and native landscaping

Enhanced crosswalks

Consistent appearance of streetscape and signs

General Commercial (C-3)

- Commercial and retail serving entire community
- May be large in scale and generate substantial traffic
- Appropriate along Arterials and Freeways

Dimensional Standards

- Max building height = 60’
- Front setback = 25’
- Side setback = 10’
- Rear setback = 10’
- Side setback to residential = 15’
- Rear setback to residential = 25’
- 15’ bufferyard adjacent to RS

Approval Criteria – UDC Section 3.06.030

Criteria for Rezoning	Complies	Partially Complies	Does Not Comply
The application is complete and the information contained within the application is sufficient and correct enough to allow adequate review and final action;	X		
The zoning change is consistent with the Comprehensive Plan;		X	
The zoning change promotes the health, safety or general welfare of the City and the safe orderly, and healthful development of the City;			X

Comprehensive Plan Guidance

Land Use Policies:

- *LU#1:* Encourage a balanced mix of residential, commercial, and employment uses at varying densities and intensities to reflect a gradual transition from urban to suburban to rural development

- **DUA:** ≥ 14
- **Target Ratio:**
  - 80% nonresidential
  - 20% vertical mixed-use multifamily
- **Primary Uses:** Small to mid-size retailers, restaurant, hair and nail salons, barber shops, pharmacies, and recreation and fitness businesses (privately run gyms, arcades, Pilates, children's indoor play areas
- **Secondary Uses:** Medium and high density residential, small scale live entertainment in shared green space, specialty retailers, professional office, civic uses, and parks and open space

Approval Criteria – UDC Section 3.06.030

Criteria for Rezoning	Complies	Partially Complies	Does Not Comply
The zoning change is compatible with the present zoning and conforming uses of nearby property and with the character of the neighborhood; and			X
The property to be rezoned is suitable for uses permitted by the district that would be applied by the proposed amendment.	X		

Public Notifications

- 24 property owners within the 300' buffer
- Notice in Sun News on 2/1/2026
- Signs posted on the property
- To date, staff has received:
  - 2 written comments IN FAVOR
  - 0 written comments OPPOSED

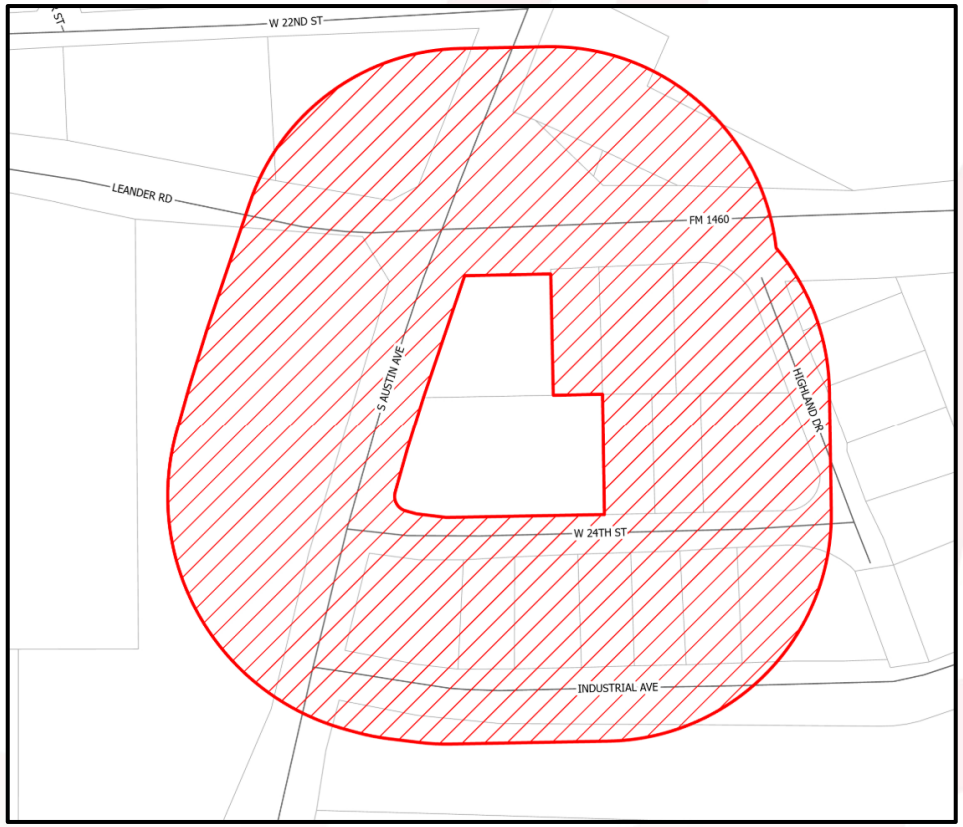

Planning & Zoning Commission Action

- At their 2/17/2026 meeting, the Planning & Zoning Commission recommended Approval of the request (6-1).

Summary

- Public Hearing and possible action on a request for a Zoning Map Amendment to rezone Lot 1A, Block 1, out of the Amending Plat of Lot 1 and West ½ Lot 2 Block 1 Highland Park Revised Subdivision and Lot 7A, Block 1, out of the Amending Plat of Lot 7 and Lot 8, Block 1, Highland Park Revised Subdivision, from the Local Commercial (C-1) and Neighborhood Commercial (CN) zoning districts to the General Commercial (C-3) zoning district, for the properties generally located at 2303 South Austin Avenue and 211 West 24th Street, Georgetown, Texas 78626. (2025-11-REZ). - Colin Davidson, Senior Planner

First Reading of an Ordinance

- **AN ORDINANCE OF THE CITY COUNCIL OF THE CITY OF GEORGETOWN, TEXAS, AMENDING PART OF THE OFFICIAL ZONING MAP TO REZONE LOT 1A, BLOCK 1, OUT OF THE AMENDING PLAT OF LOT 1 AND WEST ½ LOT 2, BLOCK 1 OF THE HIGHLAND PARK REVISED SUBDIVISION AND LOT 7A, BLOCK 1, OUT OF THE AMENDING PLAT OF LOT 7 AND LOT 8, BLOCK 1, HIGHLAND PARK REVISED SUBDIVISION, GENERALLY LOCATED AT 2303 SOUTH AUSTIN AVENUE AND 211 WEST 24TH STREET, GEORGETOWN, TEXAS, FROM LOCAL COMMERCIAL (C-1) AND NEIGHBORHOOD COMMERCIAL (CN) TO GENERAL COMMERCIAL (C-3); REPEALING CONFLICTING ORDINANCES AND RESOLUTIONS; INCLUDING A SEVERABILITY CLAUSE; AND ESTABLISHING AN EFFECTIVE DATE.**

Planning and Zoning Commission
Planning Department Staff Report

Report Date: February 10th, 2026
Case No: 2025-11-REZ
Project Planner: Colin Davidson, Senior Planner

Item Details

Project Name: Pro Glass Rezoning
Project Location: 2303 South Austin Avenue & 211 West 24th Street, Georgetown, Texas, within City Council district No. 1.
Total Acreage: 1.47 Acres
Legal Description: Lot 1A, Block 1, out of the Amending Plat of Lot 1 and West ½ Lot 2 Block 1 Highland Park Revised Subdivision

Applicant: Sandlin Services, c/o Nicholas Sandlin

Property Owner: Pro Glass Solutions, c/o Shane Pope

Request: Zoning Map Amendment to rezone the subject properties from the **Local Commercial (C-1) and Neighborhood Commercial (CN)** zoning districts to the **General Commercial (C-3)** zoning district.

Case History: This is the first public hearing of this request.

Overview of Applicant's Request

The applicant is requesting to rezone the subject properties from the Local Commercial (C-1) and Neighborhood Commercial (CN) zoning districts to the General Commercial (C-3) zoning districts. The site is currently home to Pro Glass Solutions, an automobile and glass repair business that has operated at the site since 1998. The use of the site is classified as 'automobile repair and service, general' and is considered legally non-conforming as the business has operated on the northern lot in this manner prior to the adoption of the current Unified Development Code (UDC). The business is seeking to expand to the southern lot and is requesting a rezoning to bring the entire site into conformance with the current UDC.

Site Information

Location:
The property is located on the corner of South Austin Avenue and FM 1460. The site has frontage along South Austin Avenue, FM 1460 and West 24th Street.

Physical and Natural Features:
The northern portion of the site is improved with an existing shop for the business and an associated parking lot. The southern portion of the site is home to a large parking lot, a garage and an old single-family home. The site currently has a Site Development Plan (SDP) in process proposing the single-family home to be removed.

Future Land Use and Zoning Designations:
The subject property has a Community Center Future Land Use designation and is currently zoned C-1 and CN. The property is located along the FM 1460 Scenic-Natural Gateway Corridor.

Surrounding Properties:
The areas surrounding the subject site are made up of several uses. The properties at the adjacent corners of the intersection of South Austin Avenue and FM 1460 are all non-residential. The properties to the east and south of the site are predominantly single-family homes.

The current zoning, Future Land Use designation, and existing uses of the adjacent properties to the north, south, east and west are outlined in the table below:

Direction	Zoning District	Future Land Use	Existing Use
North	C-1 & RS	Community Center	Austin Ave Animal Hospital
East	C-1 & RS	Community Center	Non-Residential Business/Unpermitted Parking lot
South	C-1 & RS	Community Center	Undeveloped/ Single-Family Home
West	C-3	Regional Center	Mccoy's Building Supply

Property History:

The northern portion of the property has been home to Pro Glass Solutions since 1998. The northern portion of the property has had a commercial zoning designation prior to the business' arrival. The southern portion previously existed as a single-family home and was zoned Single-Family Residential (RS). In 2015, the property owner requested to rezone the RS portion to the C-1 zoning designation. City staff found the C-1 zoning designation to be too intense for the area and suggested the applicant request to rezone to CN. In 2017, the property was rezoned to CN.

In early 2024, a code violation was issued on the site for constructing an unpermitted parking lot on the southern portion of the site. The property owner submitted a site plan to resolve this violation and in the process of the SDP review, the planning department informed the owner that he could not expand a non-conforming use into a zoning district in which that use was not permitted. This resulted in the request to rezone the entire site to the C-3 zoning district.

Comprehensive Plan Guidance

Future Land Use Map:

Community Centers (CC)

These areas are typically configured as "nodes" or "corridors" of smaller scale at the intersection of arterial roads and other major thoroughfares. Community Centers are often located near single family detached residential areas. Unlike larger shopping centers that may attract regional customers, Community Center developments primarily provide services for residents of surrounding neighborhoods. These developments provide local retail, professional office, and service-oriented businesses that serve the residents of Georgetown in one area. These centers should provide a vertical mixed-use environment, blending multiple uses into one building or space that are functionally integrated, rather than a mix of standalone uses. Any rezoning requests should be reviewed for compatibility of uses and built form; where uses differ, a careful transition between uses should be provided. Residential uses in these areas should be provided at a minimum density of 14 units per acre and should be integrated as part of a vertical mixed-use design. Standalone multifamily residential is generally not a supported use in this land use district. Development should be oriented to include common spaces and outdoor amenities such as promenades, outdoor seating, and playscapes. Driveways, drive aisles, and parking facilities are provided to accommodate vehicular travel, however, Community Centers should provide prominent pedestrian connections and pathways that encourage the interaction of residents and businesses. To further promote the interaction of integrated and adjacent residential development, these areas should emphasize quality building and site design such as architectural features and landscaping.

DUA: 14 or more

Target Ratio: 80% nonresidential, 20% vertical mixed-use multifamily

Primary Use: Small to mid-size retailers, restaurants, hair and nail salons, barber shops, pharmacies, and recreation and fitness businesses (privately run gyms, arcades, Pilates, children's indoor play areas)

Secondary Uses: Medium and high density residential, small scale live entertainment in shared green space, specialty retailers, professional office, civic uses, and parks and open space

Continued on next page ->

Other Master Plans: Gateways and Image Corridors

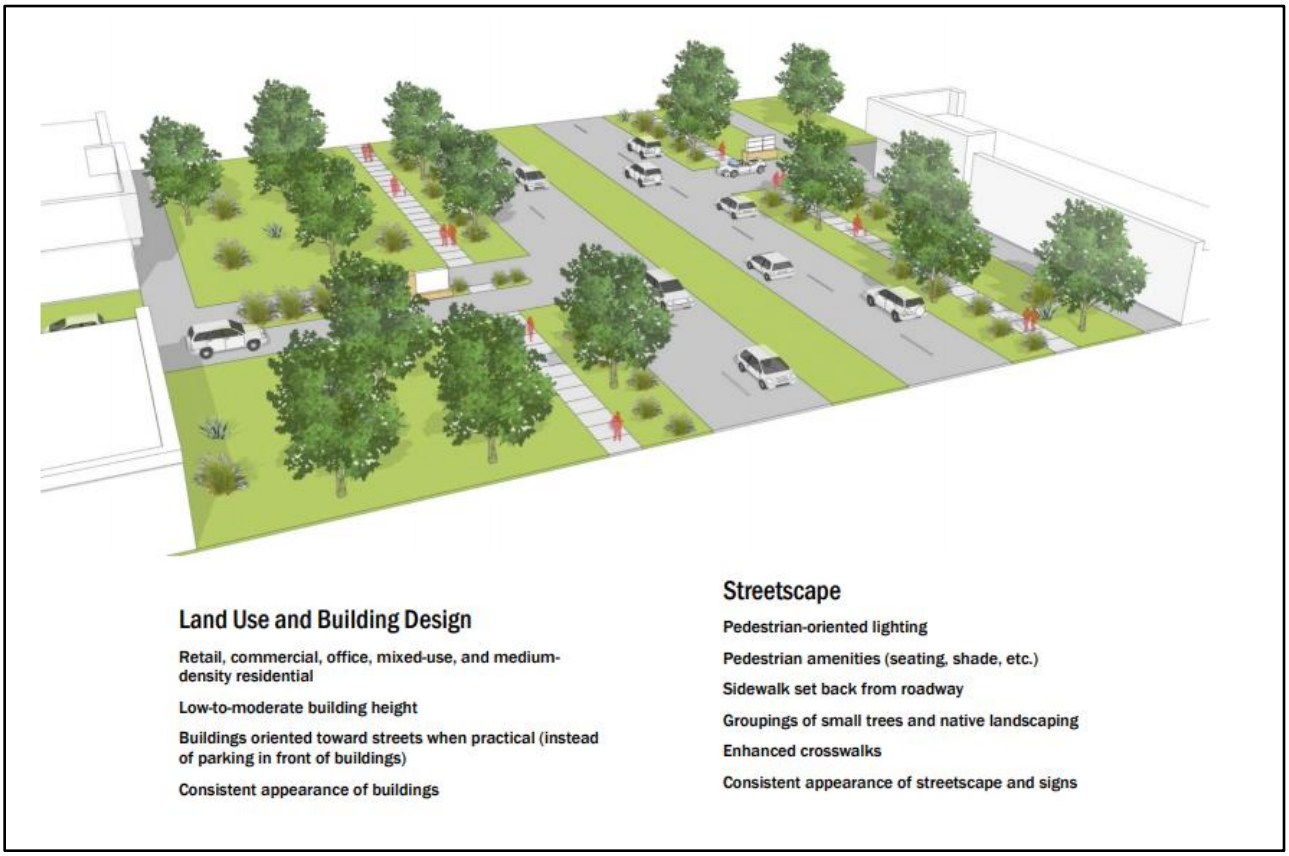

Scenic Corridors

Scenic corridors preserve the rural, low-intensity, natural environment that surrounds Georgetown. Appropriate uses along scenic corridors include residential, commercial, retail. These corridors feature significant native landscaping and large setbacks between the roadway and buildings to support the natural appearance. Lighting is limited along scenic corridors to maintain dark night skies. Signage is minimized to limit visual clutter along the corridors and includes native materials and landscaping. Sidewalks or shared multi-purpose paths are provided along these roadways to allow for safe pedestrian travel.

Utilities

The subject property is located within the City's service area for water, wastewater, electric. It is anticipated that there is adequate capacity to serve the subject property at this time. A Utility Evaluation may be required at time of Site Plan to determine capacity and any necessary utility improvements.

Transportation

The site has frontage along three streets. South Austin Avenue and FM 1460 are classified as major arterials within the Future Mobility Plan (FMP). Arterial streets provide traffic movement through and between different areas within the city and access to adjacent land uses. Access is more controllable because driveway spacing requirements are much greater and, if safety dictates, overall access can be limited to specific turning movements. Major Arterials connect major traffic generators and land use

concentrations and serve much larger traffic volumes over greater distances.

The site takes access from West 24th Street, a local street. These streets are intended to provide access to adjoining properties by collecting the traffic from surrounding areas and distributing it to adjoining collectors or arterial streets. Local streets can access both collector and arterial level streets.

Proposed Zoning district

General Commercial (C-3)
The General Commercial (C-3) zoning district is intended to provide a location for general commercial and retail activities that serve the entire community and its visitors. Uses may be large in scale and generate substantial traffic, making the C-3 District only appropriate along freeways and major arterials.

Permitted uses in this district include, but are not limited to, general retail, hotels, restaurants, and general office. Other uses such as activity center, bar/tavern/pub, college/university, fuel sales, and event facility among others are permitted subject to specific design limitations. Certain land uses, including automotive sales, rental or leasing facilities, require a Special Use Permit (SUP). Exhibit 4 contains a comprehensive list of C-3 district permitted uses and development standards.

Intergovernmental and Interdepartmental Review

The proposed rezoning request was reviewed by all applicable City Departments to determine the appropriateness of the requested zoning on the subject property. No comments were issued regarding the zoning request.

Approval Criteria

Staff has reviewed the proposed rezoning request and has found that it Complies with 2 of the criteria, partially complies with 1 of the criteria and does not comply with 2 of the criteria established in UDC Section 3.06.030 for a Zoning Map Amendment, as outlined below:

ZONING MAP AMENDMENT (REZONING) APPROVAL CRITERIA	
1. The application is complete and the information contained within the application is sufficient and correct enough to allow adequate review and final action.	**Complies**
An application must provide the necessary information to review and make a knowledgeable decision in order for staff to schedule an application for consideration by the Planning and Zoning Commission and City Council. This application was reviewed by staff and deemed to be complete.	
2. The zoning change is consistent with the Comprehensive Plan.	**Partially Complies**
The proposed C-3 zoning district generally aligns with the recommended uses and intensity of development recommended along major roadways within a Community Center. However, the proposed C-3 zoning will not have an adequate transition of land uses to the adjacent single-family uses. The C-3 zoning district is appropriate along major roadways and fits the recommended uses for the	

ZONING MAP AMENDMENT (REZONING) APPROVAL CRITERIA	
Community Center Future Land Use. While those conditions are present for the subject properties, the adjacency to existing single-family homes will not align with Land Use Policy #1's stated aim to provide a mixture of uses within a neighborhood at varying intensities to reflect a gradual transition. Rezoning the portion of the property adjacent to the SF zoning district from CN to C-3 would eliminate this transition.	
3. The zoning change promotes the health, safety or general welfare of the City and the safe orderly, and healthful development of the City.	**Does Not Comply**
As stated in Criteria #2, the shift in zoning from CN and C-1 to C-3 will create a harsh transition between this property and the adjacent properties zoned for RS. Therefore, it cannot be stated that this rezoning will promote the health, safety, general welfare or healthful development of the City. Additionally, the purpose statement for the C-3 zoning district within the UDC states that this district, due to the potential for high traffic volume, is only appropriate along freeways and major arterials. While the subject site does front South Austin Avenue and FM 1460 (both major arterials), the only proposed access to the site is on West 24th street, which has been classified as a local street. Now, this may not be a concern today with the site already operating in a non-residential manner, but rezoning the site to C-3 entitles the property to more intense commercial uses opening the door for higher traffic volumes on a predominantly residential street, if the site were to redevelop in the future.	
4. The zoning change is compatible with the present zoning and conforming uses of nearby property and with the character of the neighborhood.	**Does Not Comply**
The character of the area surrounding the subject site is a mix of residential and non-residential uses. To the north and west, across South Austin Avenue and FM 1460, the area is largely higher intensity commercial. Immediately east and south of the subject site, the area is predominately single-family residential with a small business occupying what was one a single-family residence to the east of the subject site along FM 1460. Largely, the C-3 zoning district would not be appropriate in such close proximity to single-family residential. As previously mentioned, the Comprehensive Plan and UDC call for transitions between different intensities of uses. There is a transition that exists today, and upzoning this property to C-3 would directly eliminate it. For this reason, staff finds that this request does not comply with this criteria.	
5. The property to be rezoned is suitable for uses permitted by the District that would be applied by the proposed amendment.	**Complies**
The subject property is of adequate size and does not appear to have any natural or man-made barriers preventing development of uses allowed within the C-3 zoning district. The site is already served with utilities and is already being used in a commercial manner.	

Meetings Schedule

February 17, 2026 – Planning and Zoning Commission
March 10th, 2026 – City Council First Reading of the Ordinance
March 24th, 2026 – City Council Second Reading of the Ordinance

Public Notification

As required by the Unified Development Code, all property owners and registered neighborhood associations within a 300-foot radius of the subject property were notified of the Zoning Map Amendment request (24 notices), a legal notice advertising the public hearing was placed in the Sun Newspaper (February 1, 2026) and signs were posted on-site. To date, staff has received 2 written comments in favor, and 0 in opposition to the request (Exhibit 6).

Attachments

Exhibit 1 – Location Map
Exhibit 2 – Future Land Use Map
Exhibit 3 – Zoning Map
Exhibit 4 – Design and development standards of the General Commercial Zoning District
Exhibit 5 – Letter of Intent
Exhibit 6 – Public Comments

GEORGETOWN
TEXAS
more than welcome

Location

2025-11-REZ

Exhibit #1

Site
Parcels

N

0 100 200
Feet

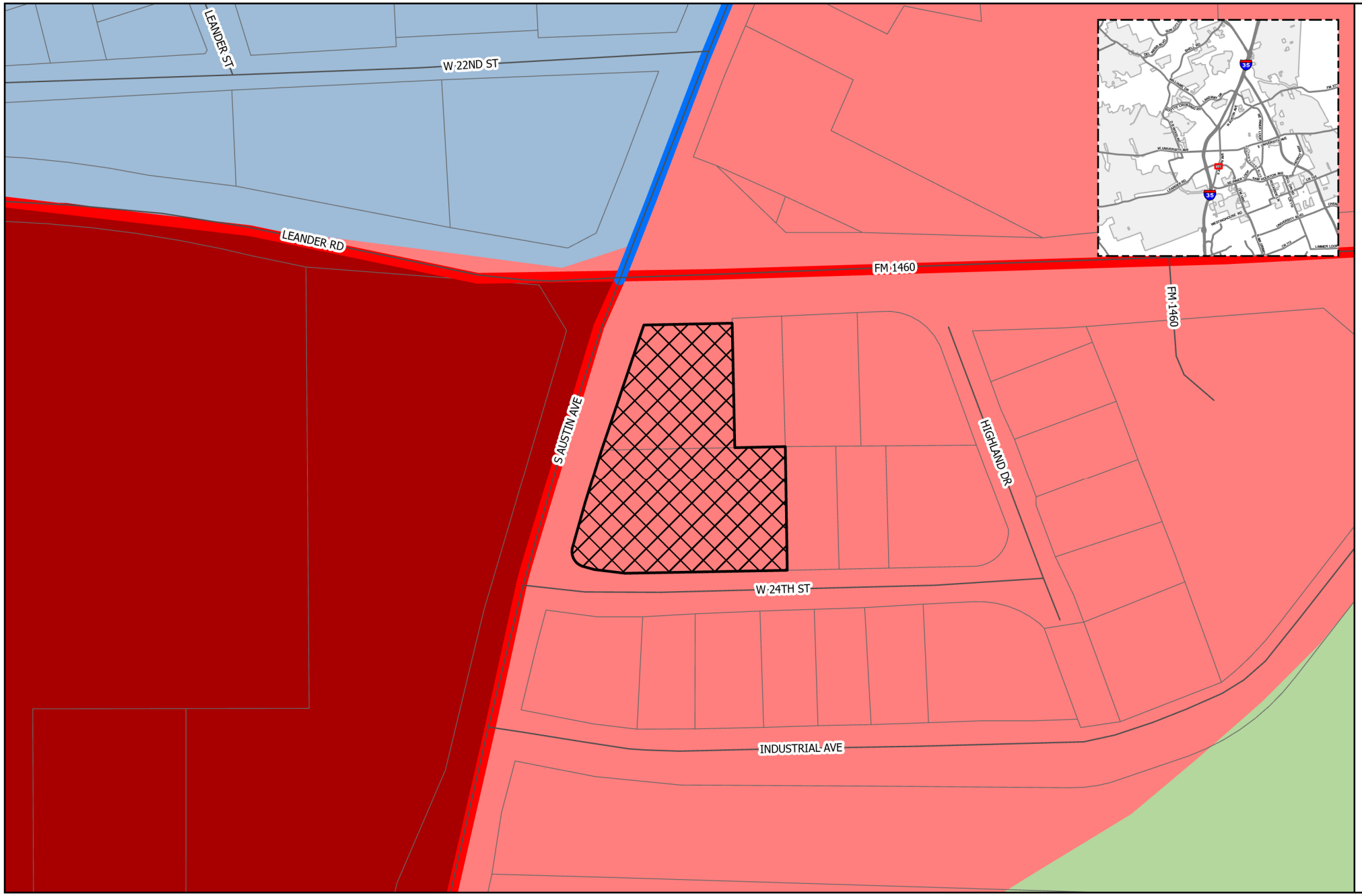

GEORGETOWN TEXAS
more than welcome

Future Land Use/ Future Mobility Plan

2025-11-REZ

Exhibit #2

- Site
- Parcels

Future Land Use

- Community Center
- Employment Center
- Institutional
- Mining
- Mixed Density Neighborhood
- Neighborhood
- Open Space
- Parks and Recreation
- Regional Center
- Rural Residential
- Special Area

Thoroughfare

- Existing Freeway
- Existing Major Arterial
- Existing Minor Arterial
- Existing Collector
- Proposed Freeway
- Proposed Major Arterial
- Proposed Minor Arterial
- Proposed Collector
- Proposed Rail

0 100 200 Feet

N

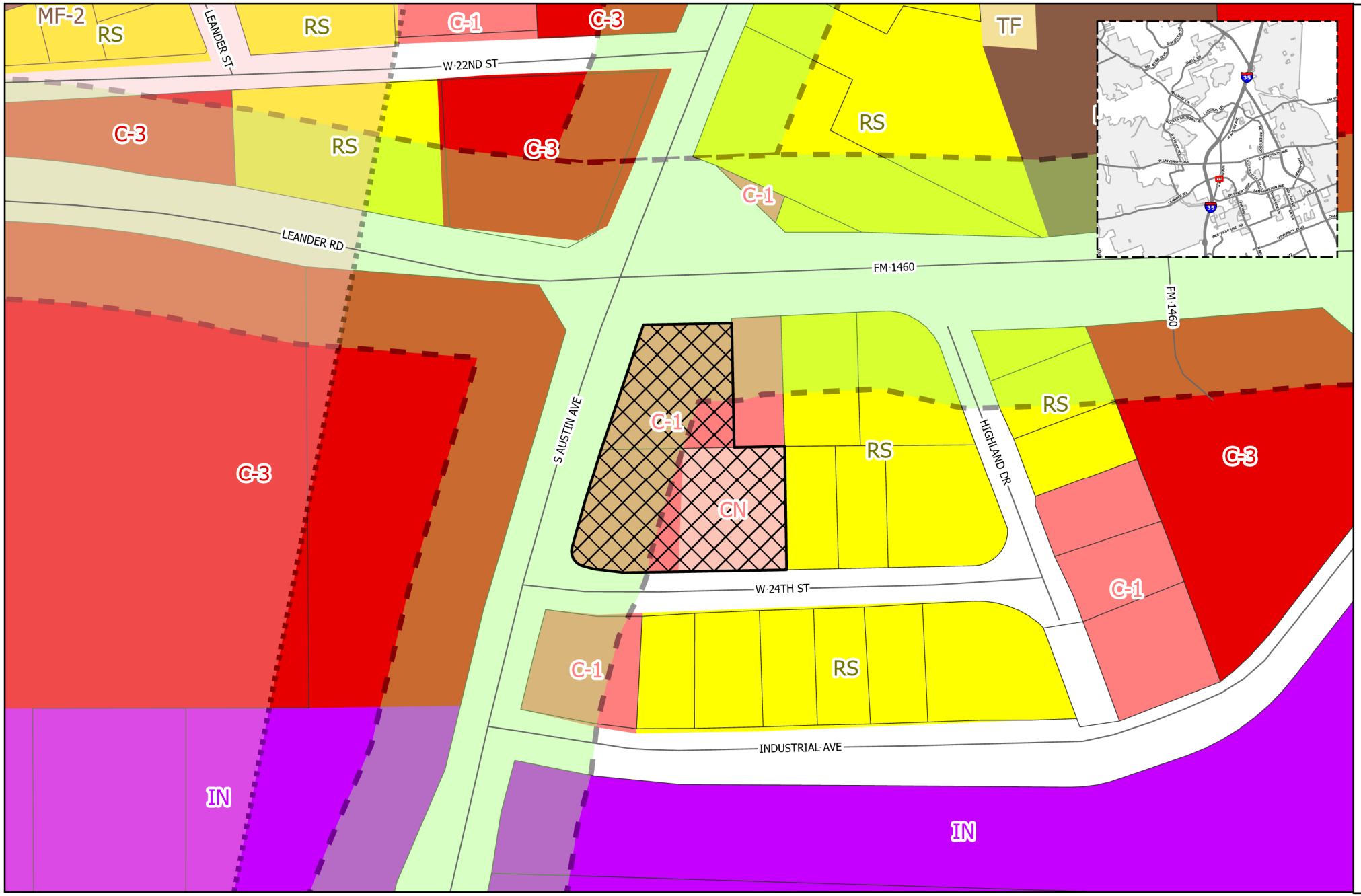

GEORGETOWN TEXAS
more than welcome

Zoning

2025-11-REZ

Exhibit #3

- Site
- PUD
- Courthouse View Overlay
- Old Town Overlay
- Historic Overlay
- Downtown Overlay
- SPO Overlay
- Gateway Overlay
- Parcels

Zoning

- AG -Agriculture
- BP - Business Park
- C-1 - Local Commercial
- C-3 - General Commercial
- CN - Neighborhood Commercial
- IN - Industrial
- MF-1 - Low-Density Multi-family
- MF-2 - High-Density Multi-family
- MH - Manufactured Housing
- MU-DT - Mixed-Use Downtown
- OF - Office
- PF - Public Facility
- RE - Residential Estate
- RL - Residential Low-Density
- RS - Residential Single-Family
- TF -Two-Family
- TH -Townhouse

0 100 200 Feet

N

C-3 General Commercial

Residential Uses	Sec. 5.02.010
Permitted by Right	Assisted Living, Nursing or Convalescent Home, Hospice facility
Permitted with Limitations	Upper-story Residential, Home-based Business
Special Use Permit Required	Multifamily (Attached) Dwelling Units

Civic Uses	Sec. 5.03.010
Permitted by Right	Emergency Services Station, Government or Postal Office, Library or Museum, Social Service Facility, Hospital, Blood or Plasma Center, Nature Preserve or Community Garden
Permitted with Limitations	School (Elementary, Middle, High, College or University, Business or trade), Day Care (Group or Commercial), Activity Center (Youth or Senior), Community Center, Religious Assembly Facilities (Inc. with Columbaria), Neighborhood Amenity, Activity, or Recreation Center, Public Park (Regional or neighborhood)
Special Use Permit Required	Correctional Facility, Hospital (Psychiatric), Substance Abuse Treatment Facility, Cemetery, Columbaria, Mausoleum or Memorial Park

Commercial Uses	Sec. 5.04.010
Permitted by Right	Inn, Hotel (Full service, Limited service, Boutique, Extended Stay), Motel, Restaurant (General, Drive-through), Food Catering Services, Theater (Movie or Live), Membership Club or Lodge, Home Health Care Services, Medical or Dental (Office, Clinic), Urgent Care Facility, General Office, Integrated Office Center, General Retail, Agricultural Sales, Landscape Supply Sales/Garden Center, Farmers Market, Artisan Studio and Gallery, Personal Services (Inc. Restricted), Dry Cleaning Service, Drop-off Only, Laundromat, Printing, Mailing and Reproduction Services, Fitness Center, Banking and Financial Services, Consumer Repair, Small Engine Repair, Funeral Home, Veterinary Clinic (Indoor Pens Only), Event Catering and Equipment Rental Services, Automobile Parts and Accessories Sales (Indoor), Automobile Repair and Service (Limited)
Permitted with Limitations	Bar, Tavern or Pub, Micro-Brewery, Micro Winery, or Micro Distillery, Live Music or Entertainment, Dance Hall or Nightclub, Event Facility, Athletic Facility (Indoor or Outdoor), Commercial Recreation, Driving Range, Data Center, Kennel, Pest Control or Janitorial Services, Office/Showroom
Special Use Permit Required	Permanent Mobile or Outdoor Food Vendor, Major Event Entertainment, Firing Range (Indoor), Flea Market, Self-Storage (Indoor or Outdoor), Manufactured Housing Sales, Automobile Sales (Rental or Leasing Facility), Commercial Vehicle Sales (Rental or Leasing Facility), Automobile Parts and Accessories Sales (Outdoor), Automobile Repair and Service (General), Recreational Vehicle Sales (Rental or Service), Fuel Sales, Car Wash

Transportation & Utility Uses	Sec. 5.05.010
Permitted by Right	Parking Lot (Off-Site, Commercial), Park-n-Ride Facility, Utility Services (Minor, Intermediate, Major), Private Transport Service Dispatch Facility, Transit Passenger Terminal
Permitted with Limitations	Heliport, Wireless Transmission Facility (40' or less)
Special Use Permit Required	Bus Barn, Wireless Transmission Facility (over 40')

Industrial Uses	Sec. 5.06.010
Permitted with Limitations	Office/Warehouse
Special Use Permit Required	Contractor Services (Limited), Lumber Yard

The full UDC document can be found online at udc.georgetown.org. More information on all uses and any applicable limitations can be found in UDC Chapter 5. Definitions of all uses can be found in UDC Chapter 16.
planning@georgetown.org | (512) 930-3575

C-3 General Commercial

Agricultural Uses	Sec. 5.07.010
Special Use Permit Required	Meat Market

Temporary Uses	Sec. 5.08.010
Permitted with Limitations	Concrete Products, Construction Field Office, Construction Staging (Off-site), Parking lot, Portable Classrooms, Seasonal Product Sales, Farmers Market, Temporary and Transient Mobile/Outdoor Food Vendor, Business Offices

Outdoor Display & Storage	Sec. 5.09.020
Permitted	Outdoor Display (Limited, General, and Off-Site Vehicles), Outdoor Storage (Limited)

Dimensional Standards: Sec. 7.02.020	**Feet**
Minimum Lot Width	50
Minimum Lot Size	-
Front/street setback	25
Side Setback	10
Side setback to residential or an existing SF home in the ETJ that is platted or planned for residential use on the FLU Map	15
Rear Setback	10
Rear Setback to residential or an existing SF home in the ETJ that is platted or planned for residential use on the FLU Map	25
Maximum Building Height	60
Maximum Impervious Cover - Sec. 11.02	-
Dimensional Interpretations and Exceptions – Sec. 7.02.030	-
Bufferyard: UDC Sec. 8.04.06 a) Medium level – 15 ft wide planting area; One shade tree, two evergreen ornamental trees and eight evergreen shrubs per each 50 linear feet	-
Landscaping: UDC Sec. 8.01	-
Tree Preservation and Protection – Sec. 8.02.	-

Sandlin Services, LLC
P: (806)679-7303
TBPELS Firm # 21356

October 30, 2025

City of Georgetown
Planning & Zoning Commission
406 W. Eighth St.
Georgetown, TX 78626

Pro Glass Georgetown Zoning Map Amendment - Letter of Intent

Planning and Zoning Commission,

On behalf of Pro Glass, we respectfully submit this request for a Zoning Map Amendment to rezone the two subject lots (as identified in the attached data table and exhibits) to the C-3 (General Commercial) zoning district.

Background & Purpose

Pro Glass has operated continuously in Georgetown since 1998, providing automobile repair and glass replacement services. The existing use, *Automobile Repair and Service, General*, predates current zoning designations that prohibit this use in the C-1 (Local Commercial) and CN (Neighborhood Commercial) districts. The proposed rezoning will bring both lots one step closer to full compliance with the City's Unified Development Code (UDC), eliminate the nonconforming status, and support the approved Site Plan Application 2025-7-SDP for associated parking, paving, and drainage/water quality improvements.

Address	WCAD Parcel ID	Legal Description Abbreviation	Acreage	Existing Zoning District	Proposed Zoning District	Future Land Use Designation
2303 S. Austin Avenue	R539124	S10841 - HIGHLAND PARK REVISED (BLK 1 LT 1 & 2 W/PT AMD), BLOCK 1, Lot 1A, ACRES 0.52	0.52 AC	C1 -Local Commercial	C3 – General Commercial	Community Center (CC)
211 24th St. W.	R559138	S11366 - HIGHLAND PARK (BLK 1 LTS 7 & 8 AMD), BLOCK 1, Lot 7A, ACRES 0.95	0.950 AC	CN – Neighborhood Commercial	C3 – General Commercial	Community Center (CC)

A. Completeness of Application	This application includes all information necessary for full review and action, including a legal description, zoning map, data table, and supporting exhibits consistent with UDC requirements.
B. Consistency with the Comprehensive Plan	The proposed C-3 zoning aligns with the City's Comprehensive Plan goals by supporting reinvestment in existing commercial areas, encouraging compatible infill, and strengthening long-term employment and service opportunities along established corridors. The Community Center (CC) designation on the Future Land Use Map (FLUM) is intended for areas typically configured as nodes or corridors located at the intersection of arterial roads and major thoroughfares. These centers primarily provide services for residents of the surrounding neighborhoods **Primary Use as Service-Oriented Business:** The primary uses in a Community Center include service-oriented businesses that serve the residents of Georgetown. Automobile repair and service is a fundamental, neighborhood-serving business, aligning with the core intent of the CC designation. **Location:** CCs are deliberately located at high-volume intersections to serve surrounding neighborhoods. Commercial activities like auto repair require visibility and access, which a major thoroughfare intersection can provide **Policy LU.1** & **Policy LU.10** both encourage a balanced mix of uses and also support zoning map amendments such as this to support the City's growth and development with a framework that promotes fiscal health safety, and quality of life.
C. Promotion of Health, Safety, and General Welfare	Rezoning promotes public welfare by enabling compliance with current development standards, including modern drainage and water-quality infrastructure, improved site circulation, and safer access. The request supports the orderly and healthful development of a property that has operated responsibly for more than 25 years.
D. Compatibility with Surrounding Zoning and Neighborhood Character	The proposed C-3 designation complements adjacent C-1 and CN properties while providing a logical transition between commercial uses and any nearby residential areas. The use and site design are consistent with existing neighborhood character and the established commercial corridor. **Policy LU.1** explicitly encourages a balanced mix of uses and a gradual transition in intensities. While General Commercial (C-3) is more intense

Sandlin Services, LLC
P: (806)679-7303
TBPELS Firm # 21356

	than Local Commercial (C-1) or Neighborhood Commercial (CN), positioning it as a component within a commercial node follows the logic of graduating intensity to the edge of the service area.
E. Suitability of the Property for Proposed District	The property is well-suited for uses permitted within the C-3 district. The existing infrastructure, site access, and layout accommodate automobile-related services and general commercial activities without creating adverse impacts on surrounding properties.

Explanation of how roads and utilities will serve the property

The property is currently served by two driveways with one on S. Austin Ave. and the second on 24th St. Existing water, wastewater and electric utilities will continue to serve the buildings and no changes are requested.

Conclusion

The proposed zoning change is consistent with the City's policies and represents a practical, equitable, and compatible transition for a long-standing local business. Approval will bring the property into compliance, support reinvestment, and maintain the orderly development pattern envisioned by the Comprehensive Plan.

We appreciate your consideration and respectfully request approval of this Zoning Map Amendment. Please feel free to contact me with any questions.

Sincerely,

Nick Sandlin, P.E.
President & Principal
TBPELS Firm# 21356

GEORGETOWN
TEXAS

CITY OF GEORGETOWN
NOTICE OF PUBLIC HEARING

Comments from Neighboring Property Owners

You are being notified as a requirement of the City of Georgetown Code of Ordinances. You are invited to express your views or concerns regarding the – described petition by returning this comment form and/or by attending one or both of the scheduled public hearings on the matter.

Project Name/Address: Pro Glass Rezoning/2303 S. Austin Ave & 211 W 24th Street

Project Case #: 2025-11-REZ P&Z Date: 1/20/2026 Case Manager: Colin Davidson

Name of Respondent: Tyler Wolf
(Please print name)

Signature of Respondent: Tyler Wolf
(Signature required for protest)

Address of Respondent: 1804 Ash St.
(Address required for protest)

I am in FAVOR: ✓ I OBJECT: _____

Additional Comments:

Can They Loop my Neighboring Property @ 508 FM 1460 in the C-3 Zoning as well?

"Written comments may be sent to City of Georgetown Planning Department, P. O. Box 409, Georgetown, Texas 78627. Emailed comments may be sent to planning@georgetowntexas.gov. Any such comments may be presented to the Commission. Please note the deadline to submit public comments is by **5:00pm four business days prior to the Planning and Zoning meeting.** Comments received after this time frame will still be included in the tally count, however, will not be included in the staff report for this agenda item. If you have questions or concerns, please contact your case manager directly."

Colin Davidson

From: Colin Davidson
Sent: Friday, February 6, 2026 8:59 AM
To: Colin Davidson
Subject: FW: [EXTERNAL] Poject # 2025-11-REZ

From: Erik Covarrubias [redacted]
Sent: Thursday, February 5, 2026 6:40 PM
To: Georgetown Planning <planning@georgetowntexas.gov>
Subject: [EXTERNAL] Poject # 2025-11-REZ

[EXTERNAL EMAIL] This email originated from outside of City of Georgetown. DO NOT click links or open attachments unless you recognize and/or trust the sender.

Hi,
This is Erik Covarrubias and my address is 208 W. 24th St. Georgetown, TX. 78626.
I agree on Project Case # 2025-11-REZ.

Erik Covarrubias

ORDINANCE NO. _____

AN ORDINANCE OF THE CITY COUNCIL OF THE CITY OF GEORGETOWN, TEXAS, AMENDING PART OF THE OFFICIAL ZONING MAP TO REZONE LOT 1A, BLOCK 1, OUT OF THE AMENDING PLAT OF LOT 1 AND WEST ½ LOT 2, BLOCK 1 OF THE HIGHLAND PARK REVISED SUBDIVISION AND LOT 7A, BLOCK 1, OUT OF THE AMENDING PLAT OF LOT 7 AND LOT 8, BLOCK 1, HIGHLAND PARK REVISED SUBDIVISION, GENERALLY LOCATED AT 2303 SOUTH AUSTIN AVENUE AND 211 WEST 24TH STREET, GEORGETOWN, TEXAS, FROM LOCAL COMMERCIAL (C-1) AND NEIGHBORHOOD COMMERCIAL (CN) TO GENERAL COMMERCIAL (C-3); REPEALING CONFLICTING ORDINANCES AND RESOLUTIONS; INCLUDING A SEVERABILITY CLAUSE; AND ESTABLISHING AN EFFECTIVE DATE.

WHEREAS, an application has been made to the City of Georgetown (the "City") for the purpose of amending the Official Zoning Map, adopted on the 12th day of June, 2012, for the specific Zoning District classification of the following described real property ("The Property"):

Lot 1A, Block 1, out of the Amending Plat of Lot 1 and West ½ Lot 2, Block 1, Highland Park Revised Subdivision and Lot 7A, Block 1, out of the Amending Plat of Lot 7 and Lot 8, Block 1, Highland Park Revised Subdivision, generally located at 2303 South Austin Avenue and 211 West 24th Street, Georgetown, Texas, as recorded in document number 2015014602 and 2017018498, of the Official Public Records of Williamson County, Texas, hereinafter referred to as "The Property"; and

WHEREAS, public notice of such hearing was accomplished in accordance with State Law and the City's Unified Development Code through newspaper publication, signs posted on the Property, and mailed notice to nearby property owners; and

WHEREAS, the Planning and Zoning Commission, at a meeting on 2/17/2026, held the required public hearing and submitted a recommendation of approval to the City Council of the City of Georgetown ("City Council") for the requested rezoning of the Property; and

WHEREAS, the City Council, at a meeting on 3/10/2026, held an additional public hearing prior to taking action on the requested rezoning of the Property.

NOW THEREFORE, BE IT ORDAINED BY THE CITY COUNCIL OF THE CITY OF GEORGETOWN, TEXAS, THAT:

Section 1. The meeting at which this ordinance was approved was conducted in compliance with the Texas Open Meetings Act, Texas Government Code, Chapter 551.

Section 2. The facts and recitations contained in the preamble of this ordinance are hereby found and declared to be true and correct and are incorporated by reference herein and expressly made a part hereof, as if copied verbatim.

Section 3. The City Council hereby finds that this Ordinance implements the vision, goals, and policies of the Georgetown 2030 Comprehensive Plan and further finds that the enactment of this Ordinance is not inconsistent or in conflict with any other policies or provisions of the 2030 Comprehensive Plan and the City's Unified Development Code.

Section 4. The Official Zoning Map, as well as the Zoning District classification for the Property is hereby amended from the Local Commercial and Neighborhood Commercial zoning districts to the General Commercial zoning district, in accordance with the attached ***Exhibit A*** (Location Map) and ***Exhibit B*** (Legal Description) and incorporated herein by reference.

Section 5. All ordinances or resolutions that conflict with the provisions of this ordinance are hereby repealed, and all other ordinances or resolutions of the City not in conflict with the provisions of this ordinance shall remain in full force and effect.

Section 6. If any provision of this ordinance, or application thereof, to any person or circumstance, shall be held invalid, such invalidity shall not affect the other provisions, or application thereof, of this ordinance, which can be given effect without the invalid provision or application, and to this end the provisions of this ordinance are hereby declared to be severable.

Section 7. The Mayor is hereby authorized to sign this ordinance and the City Secretary to attest. This Ordinance shall become effective and be in full force and effect immediately in accordance with the provisions of the City Charter of the City of Georgetown.

PASSED AND APPROVED on First Reading on the _____of _____, 2026.

PASSED AND APPROVED on Second Reading on the _____ of _____, 2026.

CITY OF GEORGETOWN, TEXAS

_____
Josh Schroeder, Mayor

ATTEST:

_____
Robyn Densmore, City Secretary

APPROVED AS TO FORM:

_____
Skye Masson, City Attorney

EXHIBIT A

GEORGETOWN
TEXAS
more than welcome

Location

2025-11-REZ

Exhibit #1

Site
Parcels

N

0 100 200
Feet

EXHIBIT B

Lot 1A, Block 1, out of the Amending Plat of Lot 1 and West ½ Lot 2, Block 1, Highland Park Revised Subdivision and Lot 7A, Block 1, out of the Amending Plat of Lot 7 and Lot 8, Block 1, Highland Park Revised Subdivision, a subdivision in Williamson County, Texas, according to the map or plat thereof recorded in Document Number 2015014602 and 2017018498, of the Official Public Records of Williamson County, Texas, generally located at 2303 South Austin Avenue and 211 West 24th Street, Georgetown, Texas (the "Property").

Docusign Envelope ID: 413CEB72-5443-4E78-9B8B-EAF255800F1D

Bill of Sale

Effective Date: _____

Seller: Smile Doctors LLC, a Delaware limited liability company

Seller's Mailing Address: 5005 LBJ Freeway, Suite 1000, Dallas, Texas 75244

Buyer: City of Georgetown, a Texas home rule municipality

Buyer's Mailing Address: P.O. Box 409, Georgetown, Texas 78627

Consideration:

Good and valuable consideration, the receipt and sufficiency of which are hereby acknowledged.

Transferred Properties:

All of Seller's rights, titles, powers, privileges and interests in and to all items of personal property affixed or attached to, or placed or situated on, or used in any way whatever in connection with the approximately 33,000 square foot building having an address of 295 SE Inner Loop, Georgetown, Texas 78626, including, but not limited to, the items of personal property identified on Exhibit A attached thereto and incorporated herein by reference.

Reservations from Transfer: None

Exceptions to Transfer and Warranty: None

1. Conveyance and Transfer. Seller, for the Consideration and subject to the Reservations from Transfer and the Exceptions to Transfer and Warranty, conveys, transfers, and delivers the Transferred Properties to Buyer, together with all and singular the rights and appurtenances thereto in any way belonging, to have and to hold it to Buyer and Buyer's successors and assigns forever. Seller binds Seller and Seller's successors to warrant and forever defend all and singular the Transferred Properties to Buyer and Buyer's successors and assigns against every person whomsoever lawfully claiming or to claim the same or any part thereof when the claim is by, through, or under Seller but not otherwise, except as to the Reservations from Transfer and the Exceptions to Transfer and Warranty.

2. As Is Condition. As a material part of the Consideration for this conveyance, Seller and Buyer agree that Buyer is taking the Transferred Properties "AS IS" and that there are no representations, disclosures, or express or implied warranties except those contained in this bill of sale. Buyer has not relied on any information other than Buyer's inspection and the representations and warranties expressly contained in this bill of sale.

Docusign Envelope ID: 413CEB72-5443-4E78-9B8B-EAF255800F1D

3. Liens and Encumbrances. Seller represents that it will convey the Transferred Properties to Buyer free and clear of any and all liens and encumbrances.

4. Governing Law and Venue. This bill of sale will be governed by and interpreted in accordance with the laws of State of Texas, without reference to principles that could refer to the law of another jurisdiction. The parties agree that any legal action or proceeding relating to this bill of sale or any other agreements mentioned in or contemplated by this bill of sale shall be instituted only in a court of competent jurisdiction in Williamson County, Texas.

5. Representation. Buyer and Seller each represent that they have full power and authority, and have taken all action required to authorize, the performance of their respective obligations under this bill of sale.

6. Non-Assumption of Liabilities. No obligations or liabilities of Seller are being assumed by Buyer, and Seller will remain solely responsible for all liabilities and obligations existing, arising, or occurring before the Effective Date related to the Transferred Properties and ownership of the Transferred Properties.

7. Further Assurances. Seller agrees to execute and deliver any additional documents and to perform any additional acts reasonably necessary or appropriate to carry out the intent of this bill of sale in transferring the Transferred Properties to Buyer.

8. Successors and Assigns. The terms and provisions of this bill of sale will extend to and inure to the benefit of, and be binding upon, the parties and their respective successors and assigns.

9. Counterparts. This bill of sale may be executed in several counterparts, all of which are identical. All such counterparts together will constitute one and the same instrument.

When the context requires, singular nouns and pronouns include the plural.

[Signature Page to Follow]

Docusign Envelope ID: 413CEB72-5443-4E78-9B8B-EAF255800F1D

SELLER:

Smile Doctors LLC,
a Delaware limited liability company

By: Signed by: John Dolen Hedrick III
7F3862ADDB4A4E3...

Printed Name: John Dolen Hedrick III

Title: Chief Executive Officer

BUYER:

City of Georgetown,
a Texas home rule municipal corporation

By: _____
David Morgan, City Manager