Notice of Meeting of the City Council of the City of Georgetown, Texas May 26, 2026

The Georgetown City Council will meet on May 26, 2026 at 2:00 PM at Council and Court Building, 510 W. 9th Street.

The City of Georgetown is committed to compliance with the Americans with Disabilities Act (ADA). If you require assistance in participating at a public meeting due to a disability, as defined under the ADA, reasonable assistance, adaptations, or accommodations will be provided upon request. Please contact the City Secretary's Office, at least three (3) days prior to the scheduled meeting date, at (512) 930-3652 or City Hall at 808 Martin Luther King Jr. Street, Georgetown, TX 78626 for additional information; TTY users route through Relay Texas at 711.

Policy Development and Discussion - Workshop

1.A Presentation by Williamson County Appraisal District Chief Appraiser, Alvin Lankford
Presentation and discussion regarding growth trends in assessed value and an overview of the WCAD budget and services provided -- Randi Cormack, Budget Manager

1.B 9th and Main Parking Garage / Texas Municipal Center Project
Presentation and discussion regarding the Texas Municipal Center project and potential partnership for construction of a parking garage at 9th and Main -- Nick Woolery, Assistant City Manager

1.C Woodside In-city MUD Request
Presentation, discussion and possible recommendations regarding the creation of an in-city Municipal Utility District (MUD) for the proposed Thompson Tract -- Cresta Lyons, Special Districts Program Manager

1.D FY27 Stormwater Cost of Service Study
Presentation and discussion regarding the FY2027 Stormwater Cost of Service Study -- April Haughey, Public Works Assistant Director

1.E Unified Development Code Workshop
Presentation and discussion regarding updates to the Unified Development Code -- Edgar Garcia, Planning Director

1.F Cost of Service and Rate Model Updates for FY 2027

Presentation and discussion regarding the water and wastewater cost of service study and rate modeling for the FY2027 budget -- Chelsea Solomon, PE, Water Utilities Director, and Leigh Wallace, Chief Financial Officer

Executive Session

In compliance with the Open Meetings Act, Chapter 551, Texas Government Code, Vernon's Codes, Annotated, the items listed below will be discussed in closed session and are subject to action in the regular session.

2.A Executive Session 05.26.2026

Sec. 551.071: Consultation with Attorney

Advice from the attorney about pending or contemplated litigation and other matters on which the attorney has a duty to advise the City Council, including agenda items.

- Litigation Update
- Long-term Water Supply regarding Recharge Water, LP, and Upwell Water
- Austin Avenue Bridges
- Deliberation regarding the condemnation case pending in County Court at Law #2 under Cause No. 22-0047-CC2
- Airport Leasing Policy

Sec.551.072: Deliberations about Real Property

- 8th and Forrest
- University and Summercrest
- Deliberation regarding acquisition of two properties commonly identified as 903 Riverhaven Drive, Georgetown, TX 78626

Sec. 551.087: Deliberation Regarding Economic Development Negotiations

- Project Lost Mine Peak
- Project Gopher
- Project Twist

Regular Session - This portion of the meeting will begin no earlier than 6:00 pm.

3.A Call to Order 05.26.2026

Pledge of Allegiance

Recognitions

- Kimberly Garrett Retirement
- Engine 4/Medic 5 Crew
- Civic Leadership Academy Graduates

Actions out of Executive Session

Public Wishing to Address Council

On a subject that is posted on this agenda: Please fill out a speaker registration form which can be found on the table at the entrance to the Council Chamber. Clearly print your name and the letter of the item on which you wish to speak and present it to the City Secretary on the dais, prior to the start of the meeting. You will be called forward to speak when the Council considers that item. Only persons who have delivered the speaker form prior to the meeting being called to order may speak. Speakers will be allowed up to three minutes to speak. If you wish to speak for six minutes, it is permissible to use another requestor's granted time to speak. No more than six minutes for a speaker may be granted. The requestor granting time to another speaker must also submit a form and be present at the meeting.

On a subject not posted on the agenda: An individual may address the Council at a regular City Council meeting by contacting the City Secretary no later than noon on the Wednesday prior to the Tuesday meeting, with the individual's name and a brief description of the subject to be addressed. Only those persons who have submitted a timely request will be allowed to speak. Speakers will be given up to three minutes to address the City Council. The City Secretary can be reached at (512) 931-7715 or cs@georgetowntexas.gov

4.A Public Wishing to Address 05.26.2026
- Juan Valdes would like to address the Council regarding EMS/ambulance provider authorization and allowing additional providers.
- Joshua Zigal would like to address the Council regarding EMS/ambulance provider authorization and allowing additional providers

Statutory Consent Agenda

The Statutory Consent Agenda includes non-controversial and routine items which may be acted upon with one single vote. An item may be pulled from the Consent Agenda in order to be discussed and acted upon individually as part of the Regular Agenda.

5.A City Council Meeting Minutes 05.12.2026
Consideration and possible action to approve the meeting minutes of the City Council meeting held on May 12, 2026 -- Robyn Densmore, City Secretary

5.B Resolution - Nomination of Compal USA Technology Inc. for the Texas Enterprise Zone Program
Consideration and possible action to approve a Resolution nominating Compal USA Technology Inc. for the Texas Enterprise Zone Program -- Cameron Goodman, Economic Development Director

5.C Construction Contract with Austin Underground for Church Street Wastewater Improvements
Forwarded from the Georgetown Water Utility Advisory Board (GWUAB):
Consideration and possible action to approve a contract with Austin Underground, Inc. of Lago Vista, Texas, for the base bid and Alternate A for the construction of Church Street Wastewater Improvements in the amount of $1,277,814.00 -- Wesley Wright, P.E., Systems Engineering Director, and David Herzog, CIP Manager

5.D Special Services Agreement with FilmTec (DuPont) for Three Forks and Northlands Membranes Supplier
Forwarded from the Georgetown Water Utility Advisory Board (GWUAB):
Consideration and possible action to approve a Special Services Agreement with FilmTec (DuPont) of Wilmington, Delaware, for membrane filtration system special services associated with Three Forks and Northlands Water Reclamation Facilities in the amount of $300,000.00 -- Wesley Wright, P.E. Systems Engineering Director, and David Herzog, CIP Manager

5.E Front Line Physicals - Second Renewal

Consideration and possible action to approve the Second Renewal of the Agreement

between the City of Georgetown and Front Line Mobile Health, LLC for annual physical screenings, pre-employment screenings with the possibility of additional medical services as needed for the Police Department, Fire Department, and Human Resources Department at an amount not to exceed $320,000.00 -- John Sullivan, Fire Chief

5.F New Motorola Consoles for Electric Control Center
Consideration and possible action to approve the purchase of three (3) Motorola consoles, including a one-year warranty, for a total cost of $436,751.00. Annual out-year warranty services would be provided at a cost of $42,565.00 per year -- Jack Daly, Electric Chief Business Officer

5.G Primoris Contract Amendment
Consideration and possible action to approve an amendment to the General Service Agreement with Primoris T&D Services, LLC, to modify Exhibit A of the Agreement to add the items included in Exhibit 1 to this Third Amendment -- Richard Pajestka, Electric Engineering and Operations Manager

5.H Renegade Contract Amendment
Consideration and possible action to approve an amendment to the Services Agreement with Renegade Group, LLC, Contract 25-0317-SC, to modify Exhibit C of the Agreement to amend pricing and to add the items included in Exhibit A-1 to this First Amendment -- Richard Pajestka, Electric Engineering and Operations Manager

5.I Historic Consultant Contract - CTA Inc. (DBA Cushing Terrell)
Consideration and possible action to approve Contract 26-0053-CC with CTA Inc. (dba Cushing Terrell) for consulting services with an annual not-to-exceed amount of $30,000.00 and to authorize the City Manager to execute renewals of the agreement for up to 3-Three additional 1-year renewals with the same terms and conditions for a total 4 year contract and a not-to-exceed amount of $120,000.00 for life of the contract -- Allyson Iiams, Preservation & Redevelopment Program Manager

5.J Change Order #1 with E-Z Bel Construction for Lakeway and Northwest Signal Improvements
Consideration and possible action to approve Change Order #1 with E-Z Bel Construction LLC, for the Construction of the Lakeway and Northwest Signal project in the amount of $108,958.35 -- Wesley Wright, P.E., Systems Engineering Director, and David Herzog, CIP Manager

5.K Change Order No. 4 Garey Park
Consideration and possible action to approve the ratification of Change Order No. 4 for STR Constructors LLC for Garey Park Phase 2 construction improvements in the amount of $254,553.85 -- Eric Nuner, Assistant Parks and Recreation Director

5.L Amendment to Marmon Mok Architecture Professional Service Contract
Consideration and possible action to approve an amendment to Marmon Mok Architecture's professional service contract for the design and coordination of the parking lot located on the adjacent lot 2 of the SU 560 Dev in the sum of $280,216.75 --

Jennifer Bettiol, CIP manager

Legislative Regular Agenda

6.A First Reading - Replacement Fourth Amendment to Development Agreement for Parkside on the River Subdivision
First Reading of an Ordinance of the City Council to amend Ordinance NOS. 2019-69, 2020-84, 2021-40, 2024-18, and 2026-11, and approve the Replacement Fourth Amendment to Development Agreement for Parkside on the River subdivision -- Nick Woolery, Assistant City Manager

6.B First Reading - Repeal Local TABC Permit Fees
First Reading of an Ordinance to repeal local fees for alcoholic beverage permits in compliance with state law -- Leigh Wallace, Chief Financial Officer and Board of Health Representative for Williamson County and Cities Health District

6.C Resolution - Line Extension Policy Update
Consideration and possible action to approve a Resolution amending the electric line extension and electric metering policy -- Daniel Bethapudi, General Manager Electric Utility

Adjournment

Certificate of Posting

I, Robyn Densmore, City Secretary for the City of Georgetown, Texas, do hereby certify that this Notice of Meeting was posted at City Hall, 808 Martin Luther King Jr. Street, Georgetown, TX 78626, a place readily accessible to the general public as required by law, on the _____ day of _____, 2026, at _____, and remained so posted for at least three business days preceding the scheduled time of said meeting.

_____

Robyn Densmore, City Secretary

City of Georgetown, Texas
City Council
May 26, 2026

SUBJECT:
Presentation by Williamson County Appraisal District Chief Appraiser, Alvin Lankford

SUGGESTED ACTION:
Presentation and discussion regarding growth trends in assessed value and an overview of the WCAD budget and services provided -- Randi Cormack, Budget Manager

ITEM SUMMARY:
Mr. Lankford will provide the Council with a summary of the services provided by WCAD in return for the charges paid by the City. He will also provide preliminary look at the trend in assessed value.

FINANCIAL IMPACT:
None. The City pays for WCAD's appraisal services based on a pro-rata share of property values. The agreement is approved in December of each year, and the funds are budgeted in the Joint Services Fund, Finance Administration cost center.

SUBMITTED BY:
Shawn Gunnin, Finance/Purchasing

ATTACHMENTS:
City of Georgetown 2026 Council Presentation on Values.pdf

WILLIAMSON CENTRAL APPRAISAL DISTRICT
CITY OF GEORGETOWN VALUATION UPDATE 2026

MAY 26, 2026

Alvin Lankford, RPA, CAE, AAS, CCA
WCAD Chief Appraiser

WHAT’S NEW AT WCAD

WCAD Designated Top Workplace in the Austin area for the 5th year in a row

- #8 overall in businesses with 50-149 employees
- #1 out of 3900+ businesses in the Austin area for “Doers” award category

Renewal of CEAA - Certificate Of Excellence In Assessment Administration

In 2025, WCAD submitted their application for re-certification of their CEAA designation. The IAAO has graded our self-evaluation submission, and again we have again met rigorous requirements for the certification. There are 65 jurisdictions worldwide and only 11 in the state of Texas that have successfully obtained the CEAA.

CEAA™
IAAO
CERTIFICATE OF EXCELLENCE IN ASSESSMENT ADMINISTRATION

WCAD Recognized by Texas Comptroller Transparency Stars Program

Transparency Stars recognizes local government entities that provide easy online access to important financial data.

Transparency Stars Received

- Traditional Finances
- Contracts and Procurement
- Open Government and Compliance
- Public Pensions
- Debt
- Economic Development

- **First Appraisal District in State of Texas to Receive All 6 Transparency Stars!!!**

- **Only the 15th local government agency to receive all 6 in the entire state!**

CUSTOMER SERVICE RATING

GOOGLE REVIEWS & CUSTOMER SURVEYS

WCAD is very proud to receive a 98% customer satisfaction rating with over 23,800 reviews.

4.6 Star Average with 378 Google Reviews.

Williamson Central Appraisal District

4.6 ★★★★½ 378 Google reviews

Local government office in Georgetown, Texas

2026 NOTICE OF APPRAISED VALUE

Williamson Central Appraisal District
625 FM 1460
Georgetown, TX 78626-8050
WCAD.org • (512) 930-3787

2***G49**0.765*********SNGLP
SMITH, GLORIA J (TOD)
1820 WATERFALL AVE
LEANDER TX 78641-5156

25.19 – 2026 Notice of Appraised Value

Date: 03/31/2026
Owner Name: SMITH, GLORIA J (TOD)
Situs: 1820 WATERFALL AVE LEANDER TX 78641
Legal Description: S11980 - HAWKES LANDING PH 3, BLOCK Q, Lot 13, ACRES 0.2092

Quick Ref ID: R579754

Online Protest Passcode (2026): 2055533826

THESE ARE YOUR CURRENT EXEMPTIONS:

Code	Exemption Type
OA; HS	Tax Code 11.13 (C) Exemption; Homestead

Recently applied exemptions may not be reflected, check: *search.WCAD.org*

PROTEST FILING DEADLINE: 05/15/2026

Dear Property Owner,
WCAD has appraised the property listed above for the tax year 2026. The appraisal as of January 1, 2026 is outlined below:

	Appraisal Information	Last Year - 2025	Proposed - 2026
(+)	Structure / Improvement Market Value (Homestead)	386,113	397,410
(+)	Structure / Improvement Market Value (Non-Homestead)	0	0
(+)	Non Ag Land Market Value (Homestead)	115,500	115,500
(+)	Non Ag Land Market Value (Non-Homestead)	0	0
(+)	Ag Land Market Value	0	0
(=)	Total Market Value	501,613	512,910
	Ag Land Productivity Value	0	0
	Assessed Value ** (Possible Homestead Limitations, see asterisk below)	501,613	512,910

** A residence homestead is capped from future assessed value increases in excess of 10% per year from the date of the last assessed value plus the value of any new improvements. *(The homestead cap takes effect on a residence homestead on January 1 of the tax year following the first year the owner qualifies the property for the residential homestead exemption. [Sec. 23.23(c) or (c-1) Texas Property Tax Code]).*

Homestead Cap Value (Total Market Value – Assessed Value) = $0

ON HOMESTEAD PROPERTIES, ASSESSED VALUE INCREASES OF 10% PER YEAR ARE MANDATORY PER TEXAS PROPERTY TAX CODE 23.23 UNTIL THE ASSESSED VALUE IS EQUAL TO THE MARKET VALUE.

"The Texas Legislature does not set the amount of your local taxes. Your property tax burden is decided by your locally elected officials, and all inquiries concerning your taxes should be directed to those officials"

Visit *Texas.gov/PropertyTaxes* to find a link to your local property tax database on which you can easily access information regarding your property taxes, including information regarding the amount of taxes that each entity that taxes your property will impose if the entity adopts its proposed tax rate. Your local property tax database will be updated regularly during August and September as local elected officials propose and adopt the property tax rates that will determine how much you pay in property taxes.

The Williamson Central Appraisal District does not set tax rates or collect the taxes on your property. The governing body of each taxing unit decides whether or not taxes on the property will increase. The Appraisal District only determines the value of the property.

Please scan the QR code to the left using your smart phone camera application, or use any QR code scanning application to access *WCAD.org/noav-qr* for more information, including:

- Appraisal Notice Explanation
- Appeal Process Information
- Market & Valuation Information
- E-Notice Request
- Circuit Breaker Limitation
- Homestead Exemptions / Cap Adjustment
- Over 65 Exemption Information
- Agricultural Land Valuation
- Truth-in-Taxation Database Update Notification Sign-up

Escaneé el código QR a la izquierda con la aplicación de la cámara de su teléfono, o use cualquier aplicación de escaneo de códigos QR para acceder a *WCAD.org/noav-qr* para obtener más información, incluyendo:

- Explicación del documento de valuación
- Información sobre el proceso de apelación
- Información de Mercado y Valoración
- Solicitud de notificación electronica
- Limitación de Cortacircuitos
- Exenciones de Residencia
- Información sobre exenciones para mayores de 65 años
- Valoración de terreno Agricultural
- Registro de Notificación de Actualización de la Base de Datos de Veracidad en los Impuestos

ONLINE PROTEST AVAILABLE

You or your property (including inherited property) may qualify for one or more of these residence homestead exemptions.

Partial Exemptions	Total Exemptions
○ General residence homestead	○ 100% disabled Veteran or surviving spouse
○ Disabled veteran or surviving spouse/child	○ Surviving spouse of armed services member killed in line of duty
○ Person age 65 or older or surviving spouse	○ Surviving spouse of a first responder killed or fatally injured in line of duty
○ Disabled person or surviving spouse	○ Surviving Spouse of Certain Qualified Veterans
○ Temporary damage by Governor-declared disaster	*Please visit our website WCAD.org for more information or qualifications.*
○ Donated residence homestead of partially-disabled Veteran	

If you receive the **over-65 (11.13c) or disability homestead exemption**, your school taxes for this year will not be higher than they were for the year in which you first received the exemption, unless you have made improvements to the property. If you improved your property by remodeling or adding on, your school taxes may increase for new improvements. If you are the surviving spouse of a person who was 65 or older, or disabled, and you were 55 or older at the time of their death, you may retain the school tax freeze amount.

The difference between the 2021 appraised value and the proposed 2026 appraised value is 50.74%.
(N/A% means property characteristics have changed within those 5 years)

Taxing Unit	Last Year			Current Year			Exemption Amount Difference between Last and Current Year
	Exemption Type	Exemption Amount	Taxable Value	Exemption Type	Exemption Amount	Taxable Value	
City of Leander	HS,OA	15,016	486,597	HS,OA	15,129	497,781	113
Williamson CO	HS,OA	150,081	351,532	HS,OA	150,646	362,264	565
Aus Comm Coll	HS,OA	80,016	421,597	HS,OA	80,129	432,781	113
Wmsn CO FM/RD	HS	3,000	498,613	HS	3,000	509,910	0
Leander ISD	HS,OA	203,000	298,613	HS,OA	203,000	309,910	0
Upper Brushy Creek WCID	HS,OA	130,016	371,597	HS,OA	130,129	382,781	113

IF YOU DISAGREE WITH THE PROPOSED VALUE, YOU HAVE THE RIGHT TO FILE A PROTEST
PROTEST MEETING WITH AN APPRAISER AT SCHEDULED DATE AND TIME ONLY, NO WALK-INS

When an appeal is filed disputing the market value, the taxable value can only be changed if you are successful in lowering the market value ($512,910) below the assessed value ($512,910).

SCHEDULED PROTEST FILING PROCEDURES

Online
- **Online protests may qualify for early hearing scheduling**
- Access *WCAD.org* prior to the indicated protest filing deadline. Using your Quick Ref ID & Online Protest Passcode, select the **ONLINE PROTESTS** tab near the top of the page (further instruction included on our website)
- If you are unable to resolve your protest online, the ARB will notify you with protest details at least 15 days prior to the date of your hearing.
- **Protest hearings scheduled online will only receive confirmation/notification by email.**

By Mail
- **Placing mail into a mailbox does not ensure same-day postmark. Notice of Protest forms postmarked after the deadline will be considered late.**
- Complete and sign the Notice of Protest form included with this mailing, or to protest by letter: include your name, property description, and reason for protesting.
- Mail to the WCAD office on/before the indicated protest filing deadline.
- The ARB will notify you with protest details at least 15 days prior to the date of your hearing.

In Person
- Complete and sign the Notice of Protest form included with this mailing and file with WCAD staff by the indicated protest filing deadline.
- The ARB will notify you with protest details at least 15 days prior to the date of your hearing.

Your protest must be postmarked or hand-delivered to our office by 5 PM on the indicated Protest Filing Deadline. The ARB hearings are held at the WCAD office.

Hearings will begin on April 6th and typically continue until the end of July

WHAT TO EXPECT
At your scheduled protest date and time, an informal meeting will take place before your formal hearing. The Appraisal Review Board recommends an informal meeting with a Williamson Central Appraisal District staff member before a formal hearing, providing the property owner and the Appraisal District an opportunity to review and exchange evidence. If an agreement is reached in the informal meeting, a formal hearing will not be required. If an agreement is NOT reached, a formal hearing will immediately follow the informal meeting at the Williamson Central Appraisal District.

The carrying of a handgun at any meeting of a Governmental Entity is prohibited by Texas law, regardless of whether the handgun is concealed or not. **Penal Code 46.35 (14)**

Sincerely,
Alvin Lankford Alvin Lankford / Chief Appraiser

Comparable Sales Report

Tax Year: 2026 Appraisal

For Property: R-17-W328-730Q-0013 **Comp Sheet Format:** Residential Comp Grid MRA **Market Area:** LEANDER MRA

	Subject	Comp1	Comp2	Comp3	Comp4	Comp5
Quick Ref ID	R579754	R579748	R648042	R648108	R648097	R648074
Photo						
Situs Address	1820 WATERFALL AVE	728 CLEAR SPRING LN	1020 LANDING LN	916 MISTY BLUFF WAY	924 SUNNY RIDGE DR	832 OLD GARDEN RD
Comparability Index		29	79	125	128	158
Neighborhood Code	L129414C	L129414C	L129414C	L129414C	L129414C	L129414C
Acres	0.209	0.166	0.000	0.000	0.000	0.000
Eff Year Built / Class	2020 / R5	2020 / R5	2025 / R5	2024 / R5	2024 / R5	2024 / R5
Actual Year Built	2020	2020	2025	2024	2024	2024
Living Area SF	2,030	1,898	2,410	2,651	2,655	2,812
Story Height	1	1	1	1	1	1
Garage / Porch SF	483 / 450	462 / 215	516 / 265	700 / 353	696 / 353	478 / 198
Deck / Patio	0/160	0/0	0/0	0/0	0/0	0/0
Pool SF	514					
Fireplace						
Land Value	$115,500	$115,500	$115,500	$115,500	$115,500	$115,500
Land Table	L128A	L128A	L128A	L128A	L128A	L128A
NBHD Location Factor	0.91	0.91	0.91	0.91	0.91	0.91
Sale Date		7/21/2025	7/23/2025	9/30/2025	3/31/2025	5/29/2025
Sale Price	$0	$XXX,XXX	$XXX,XXX	$XXX,XXX	$XXX,XXX	$XXX,XXX
Time Adjusted Sale Price * $0		$374,380	$571,759	$571,330	$589,252	$548,948
Adjustments						
Location Adj		$0	$0	$0	$0	$0
Land Value Adj		$0	$0	$0	$0	$0
Size / Class Adj		$16,697	$-48,068	$-78,554	$-79,060	$-98,920
Deprec Adj		$0	$-9,722	$-7,777	$-7,777	$-7,777
Garage Adj		$566	$-889	$-5,847	$-5,739	$135
Open Porch Adj		$10,295	$8,105	$4,249	$4,249	$11,040
Deck Adj		$0	$0	$0	$0	$0
Patio Adj		$5,406	$5,406	$5,406	$5,406	$5,406
Pool Adj		$56,361	$56,361	$56,361	$56,361	$56,361
Fireplace Adj		$0	$0	$0	$0	$0
Misc. nonMA Adj		$0	$0	$0	$0	$-180
Adjusted Sale Price		$463,705	$582,951	$545,168	$562,692	$515,012
Indicated Value	$544,024					

PROPERTY OWNER DASHBOARD

Accessible through Property Search

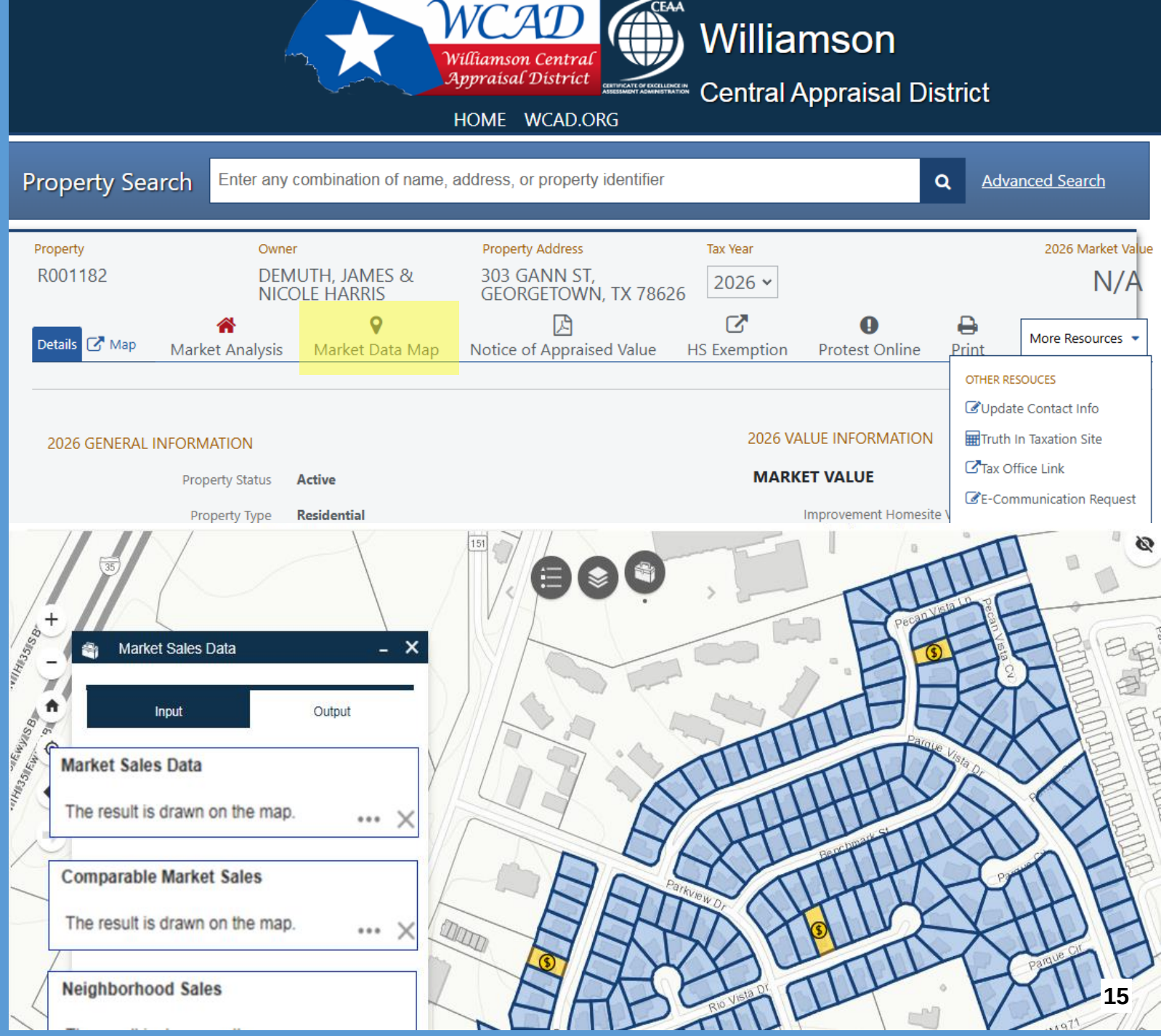

WCAD
Williamson Central Appraisal District

CEAA
CERTIFICATE OF EXCELLENCE IN ASSESSMENT ADMINISTRATION

Williamson
Central Appraisal District

HOME WCAD.ORG

Property Search | Enter any combination of name, address, or property identifier | Advanced Search

Property	Owner	Property Address	Tax Year	2026 Market Value
R001182	DEMUTH, JAMES & NICOLE HARRIS	303 GANN ST, GEORGETOWN, TX 78626	2026	N/A

Details | Map | Market Analysis | Market Data Map | Notice of Appraised Value | HS Exemption | Protest Online | Print | More Resources

OTHER RESOUCES
- Update Contact Info
- Truth In Taxation Site
- Tax Office Link
- E-Communication Request

2026 GENERAL INFORMATION

Property Status **Active**

Property Type **Residential**

2026 VALUE INFORMATION

MARKET VALUE

Improvement Homesite V

WCAD.ORG RESOURCES

CHAT AND KNOWLEDGE BASE ON WEBSITE

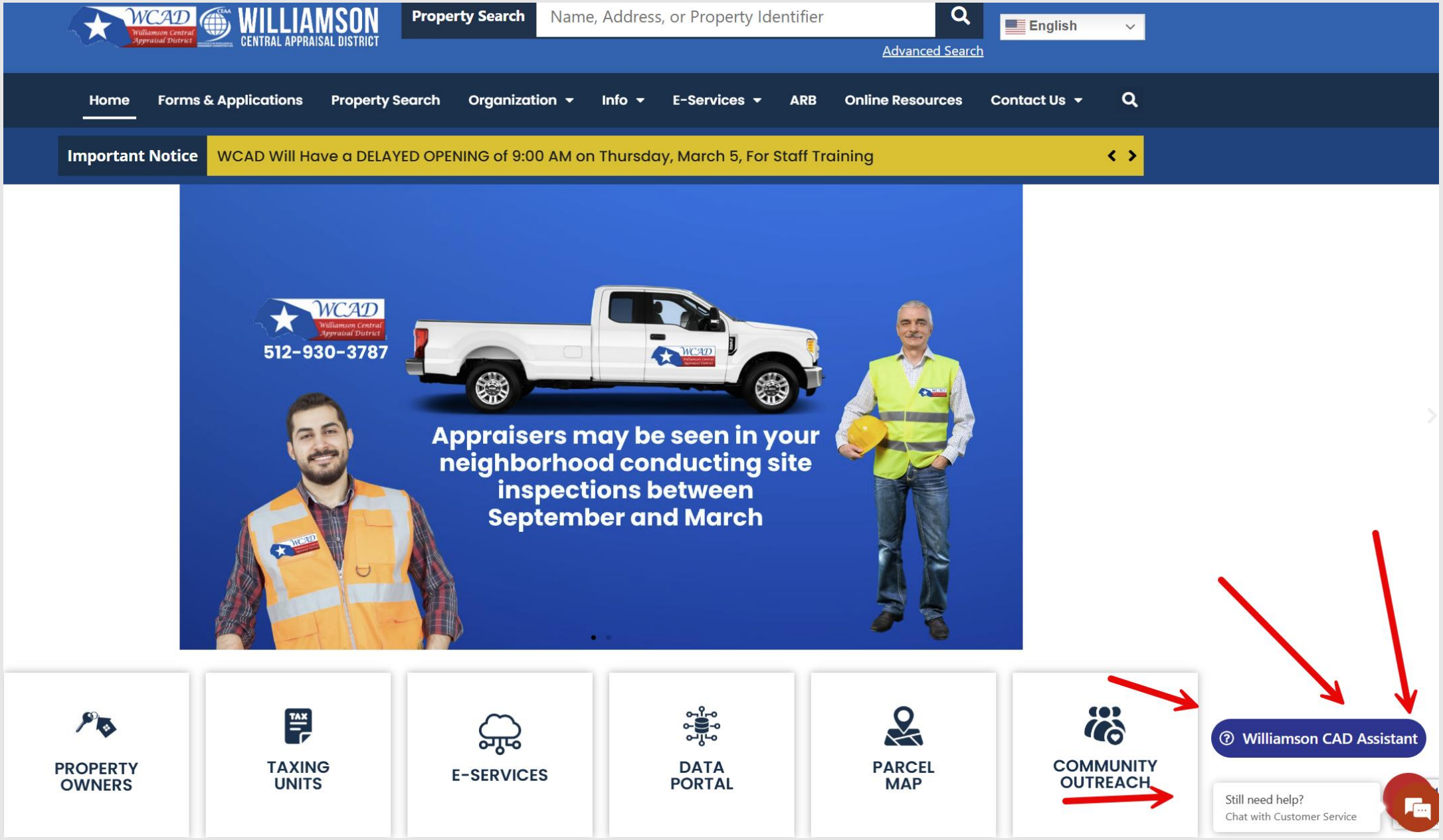

CHAT AND KNOWLEDGE BASE ON WEBSITE

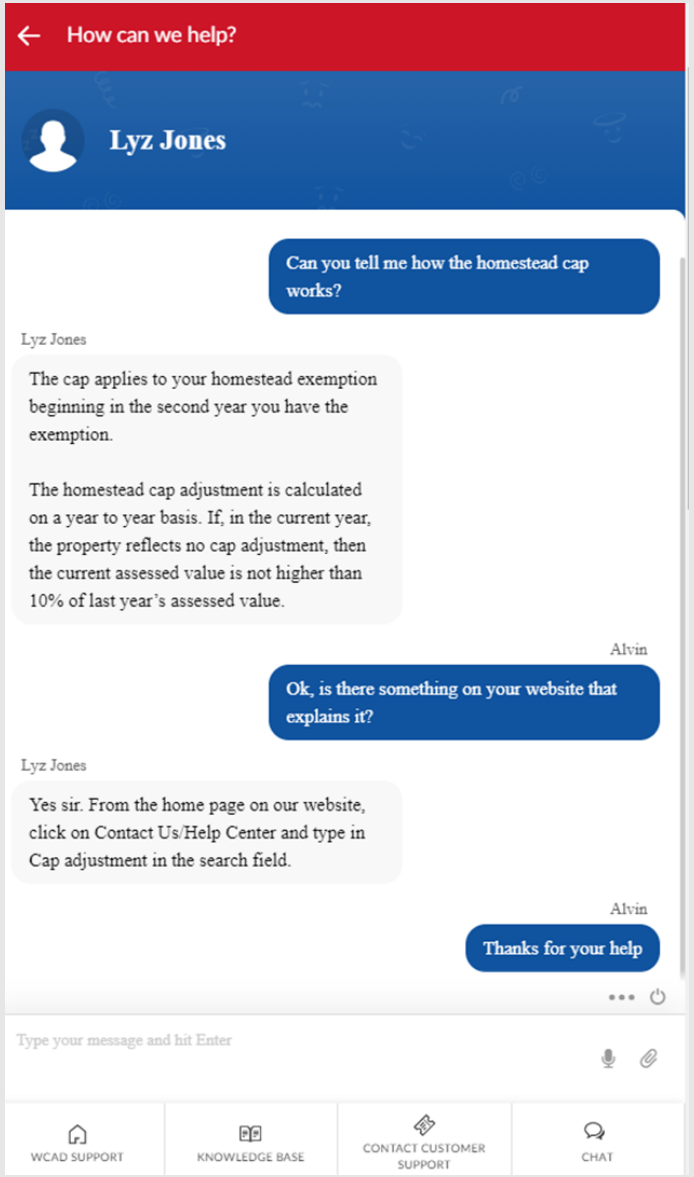

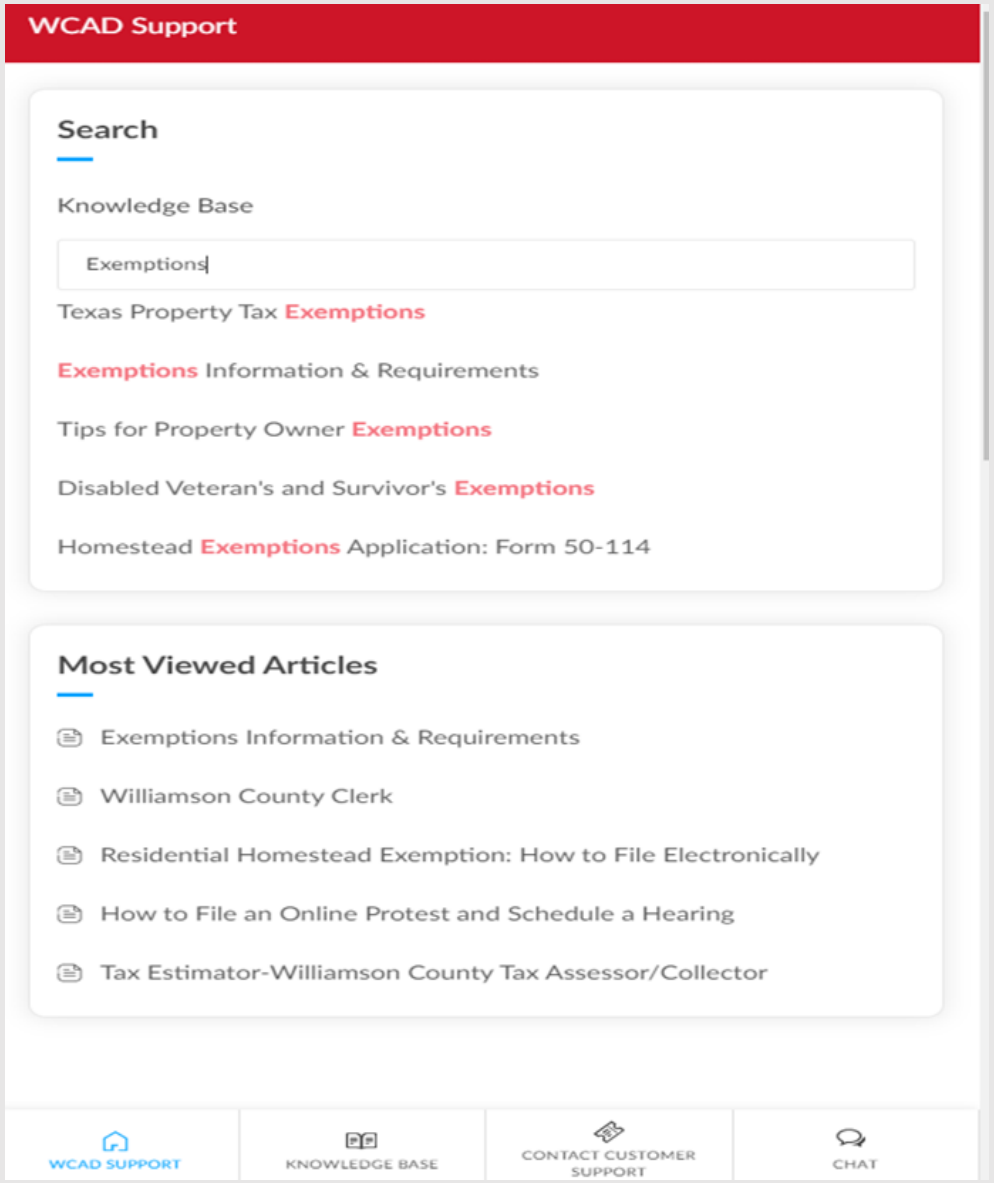

Videos on our Website

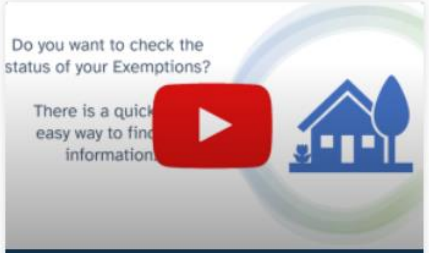

How To Check Your Exemption Status

WCAD Website Resources Video



Protesting Your Appraisal Notice – 2023

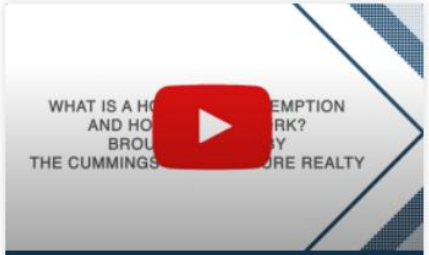

What Is A Homestead Exemption

Virtual Hearings Video

The Protest Phase Video

Business Personal Property Rendition Video

Residence Homestead Exemption Information Video

Agricultural Valuation Video

Property Inspection Video

Who are WCAD Appraisers Video

How to File a Protest Video

WCAD COMPARISON STATS

CAD BUDGET COST PER TOTAL LEVY

District	Total Levy 2024	2024 CAD Budget	Cost/Levy
Smith	$409,608,555	$ 5,929,190	$ 0.014
Webb	$544,852,225	$ 7,763,680	$ 0.014
El Paso	$1,591,272,568	$ 22,038,298	$ 0.014
Cameron	$571,001,883	$ 7,443,974	$ 0.013
Nueces	$876,512,473	$ 10,103,686	$ 0.012
Jefferson	$686,149,051	$ 7,569,688	$ 0.011
Hidalgo	$1,217,935,005	$ 13,151,477	$ 0.011
Montgomery	$1,710,686,430	$ 16,420,279	$ 0.010
Fort Bend	$2,553,899,587	$ 24,416,922	$ 0.010
Galveston	$936,283,137	$ 7,928,346	$ 0.008
Denton	$3,150,987,668	$ 20,347,802	$ 0.006
Brazoria	$1,213,324,037	$ 7,732,760	$ 0.006
Williamson	**$2,191,650,408**	**$ 13,170,300**	**$ 0.006**
Bexar	$5,004,768,292	$ 25,901,200	$ 0.005
Travis	$6,355,794,233	$ 29,884,516	$ 0.005

The average CAD cost per dollar of levy = $0.010
$0.010 x $2,191,650,408 (Williamson Levy) = $21,916,504
$21,916,504 - $13,170,300 = $8,746,204

Saving Williamson County Taxpayers $8,746,204 compared to the average CAD

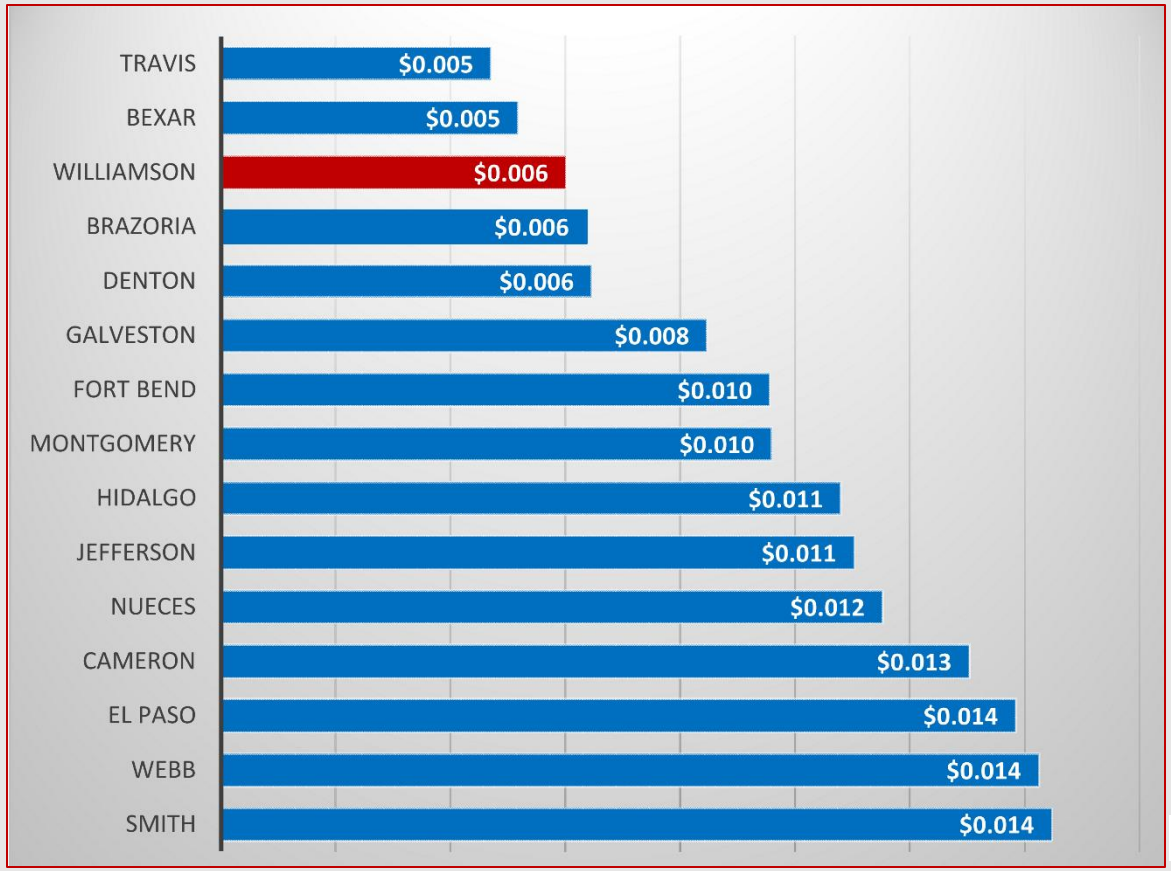

CAD BUDGET COST AS A PERCENTAGE OF MARKET VALUE

District	2024 Overall Market Value	2024 CAD Budget	Cost/Mkt Value
El Paso	$ 91,957,540,705	$ 22,038,298	0.0240%
Webb	$ 44,723,686,582	$ 7,763,680	0.0174%
Hidalgo	$ 75,930,205,339	$ 13,151,477	0.0173%
Cameron	$ 43,935,313,182	$ 7,443,974	0.0169%
Jefferson	$ 47,953,381,798	$ 7,569,688	0.0158%
Nueces	$ 65,924,221,302	$ 10,103,686	0.0153%
Smith	$ 39,072,289,409	$ 5,929,190	0.0152%
Fort Bend	$ 169,797,203,099	$ 24,416,922	0.0144%
Montgomery	$ 135,371,592,813	$ 16,420,279	0.0121%
Galveston	$ 76,675,251,043	$ 7,928,346	0.0103%
Denton	$ 235,733,571,726	$ 20,347,802	0.0086%
Brazoria	$ 92,368,222,562	$ 7,732,760	0.0084%
Bexar	$ 314,349,625,944	$ 25,901,200	0.0082%
Williamson	**$ 160,881,485,897**	**$ 13,170,300**	**0.0082%**
Travis	$ 460,159,726,555	$ 29,884,516	0.0065%

The average CAD budget % of market value = 0.0132%
(0. 0132% x $160,881,485,897/100 Williamson Overall Market Value = $21,236,356
Based on the average % of market value the WCAD budget should be $21,236,356
$21,236,356-$13,170,300 = $8,066,056

Saving Williamson County Taxpayers $8,066,056 compared to the average CAD

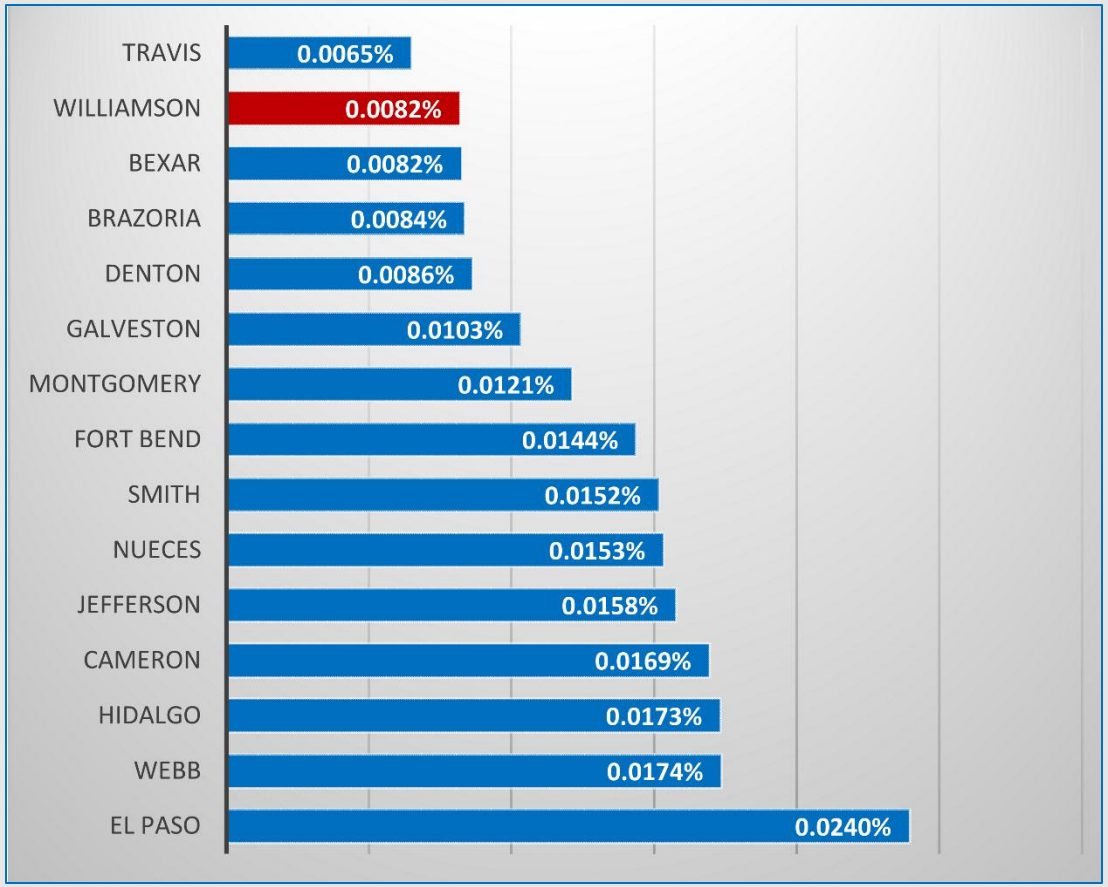

CAD BUDGET COST PER POPULATION

District	Population 2024		2024 CAD Budget	Cost / Population
Jefferson	253,948	$	7,569,688	$29.81
Nueces	353,125	$	10,103,686	$28.61
Webb	272,823	$	7,763,680	$28.46
Fort Bend	958,434	$	24,416,922	$25.48
El Paso	875,784	$	22,038,298	$25.16
Smith	249,091	$	5,929,190	$23.80
Travis	1,363,767	$	29,884,516	$21.91
Montgomery	749,613	$	16,420,279	$21.91
Galveston	367,407	$	7,928,346	$21.58
Denton	1,045,120	$	20,347,802	$19.47
Brazoria	413,224	$	7,732,760	$18.71
Williamson	**727,480**	**$**	**13,170,300**	**$18.10**
Cameron	431,874	$	7,443,974	$17.24
Hidalgo	914,820	$	13,151,477	$14.38
Bexar	2,127,737	$	25,901,200	$12.17

Average per population $21.79
$21.79 x 727,480 (Williamson Population) = $15,851,789
$15,851,789 - $13,170,300 = $2,681,489

Saving Williamson County Taxpayers $2,681,489 compared to the average CAD

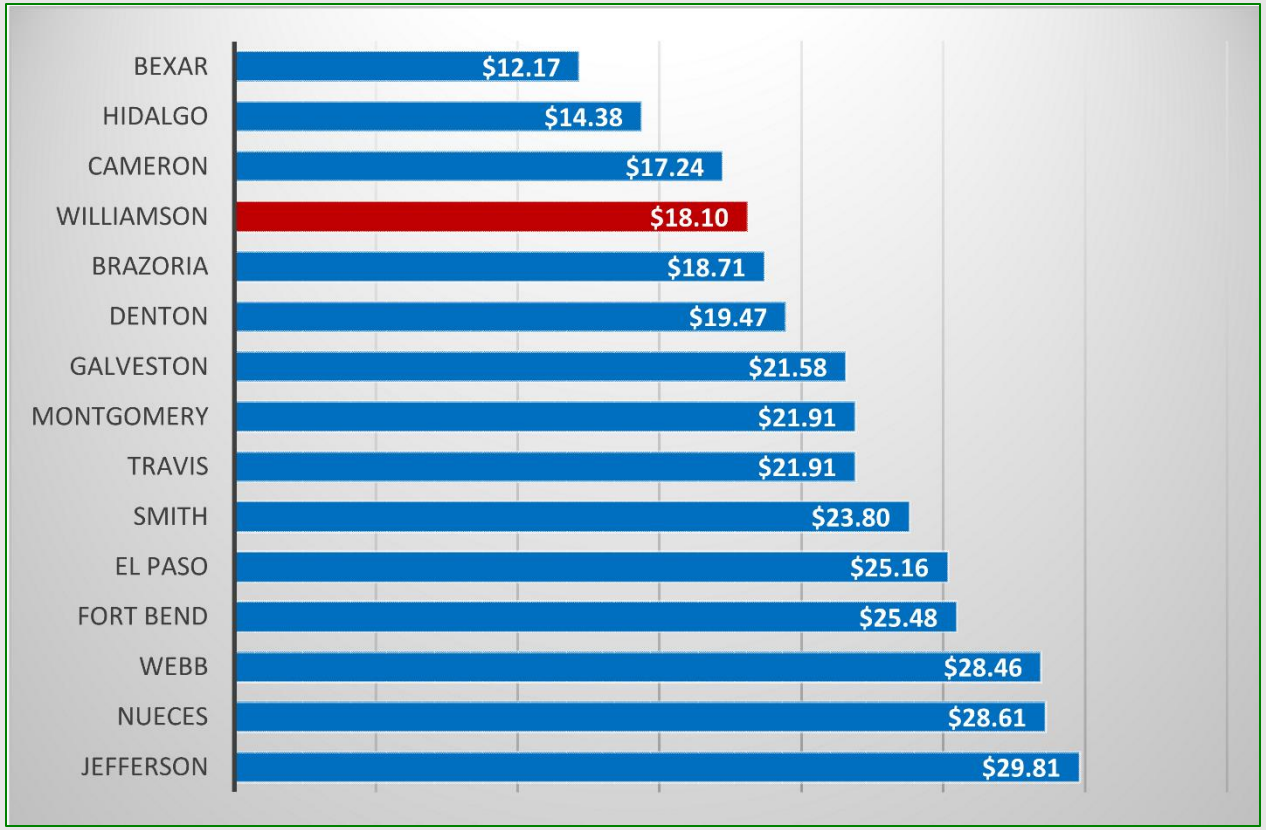

Protest / Full-Time Employee

2023 Data (Operations Report 2023)

CADs	2023 Budget	Full-Time EE	# Protest	Ratio #Protest / FTEE	Total Overall Mkt Value	Total Mkt Value single-family residential	% of single family residential
Bexar	$ 23,674,800	186	200,170	1,076	$ 308,293,571,543	$ 178,538,724,994	58%
Brazoria	$ 7,170,810	64	76,242	1,191	$ 90,018,198,761	$ 36,166,535,529	40%
Cameron	$ 6,782,960	65	38,716	596	$ 38,230,156,716	$ 21,901,061,783	57%
Collin	$ 25,299,000	165	115,533	700	$ 294,942,806,954	$ 170,794,503,208	58%
Denton	$ 17,809,792	104	133,780	1,286	$ 140,096,700,648	$ 140,096,700,648	100%
El Paso	$ 19,838,424	151	40,957	271	$ 83,001,585,477	$ 48,606,346,579	59%
Fort Bend	$ 21,063,859	169	116,511	689	$ 157,485,833,973	$ 112,802,716,016	72%
Galveston	$ 7,613,132	54	71,743	1,329	$ 70,601,460,159	$ 46,089,709,151	65%
Grayson	$ 6,338,676	47	15,015	319	$ 38,015,589,806	$ 12,970,827,019	34%
Hildalgo	$ 11,496,198	96	59,530	620	$ 72,216,689,359	$ 34,833,604,284	48%
Jefferson	$ 7,384,972	39	14,193	364	$ 44,603,368,622	$ 12,840,611,942	29%
Montgomery	$ 13,267,340	100	99,446	994	$ 126,131,864,692	$ 80,559,485,839	64%
Nueces	$ 9,644,056	90	39,137	435	$ 64,217,777,256	$ 30,368,410,573	47%
Travis	$ 25,683,866	153	180,956	1,183	$ 469,324,341,443	$ 251,407,036,225	54%
Webb	$ 6,864,010	60	18,502	308	$ 43,404,897,051	$ 12,420,456,805	29%
Williamson*	**$ 11,827,200**	**80**	**84,451**	**1,056**	**$ 153,654,376,064**	**$ 92,843,400,682**	**60%**

Average Protest per FTE = 776
WCAD Protest per FTE = 1,056
WCAD Protest Level - 84,451/776 = 108 Full Time Employees

Per this data WCAD should have 108 Full Time Employees in 2023 we had 80

Saving the taxpayers of Williamson County the cost of 28 Employees

28 Employees x $100,000 (avg WCAD FTE Total Benefits) =

$2,800,000 in Savings to Williamson County Taxpayers

Compared to average CAD

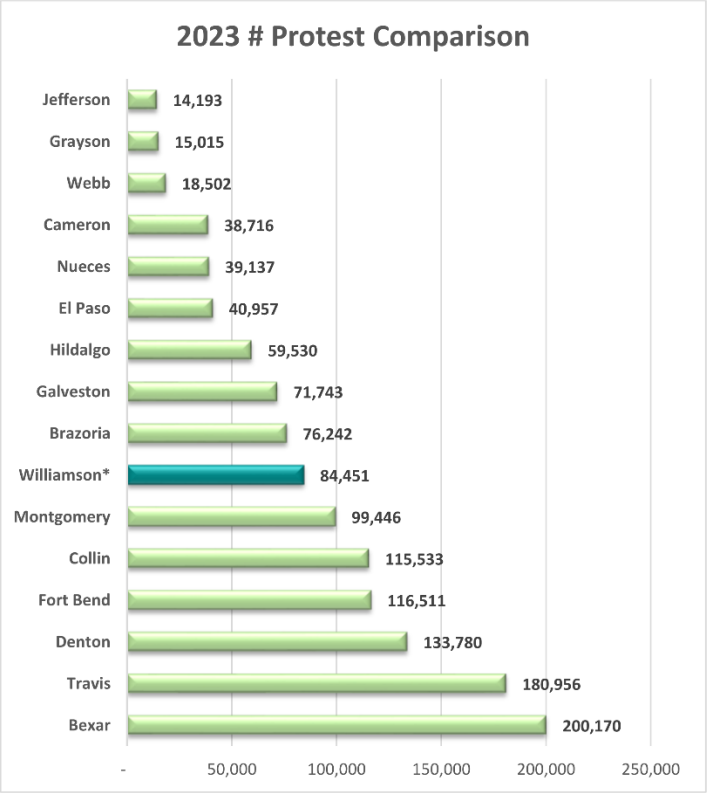

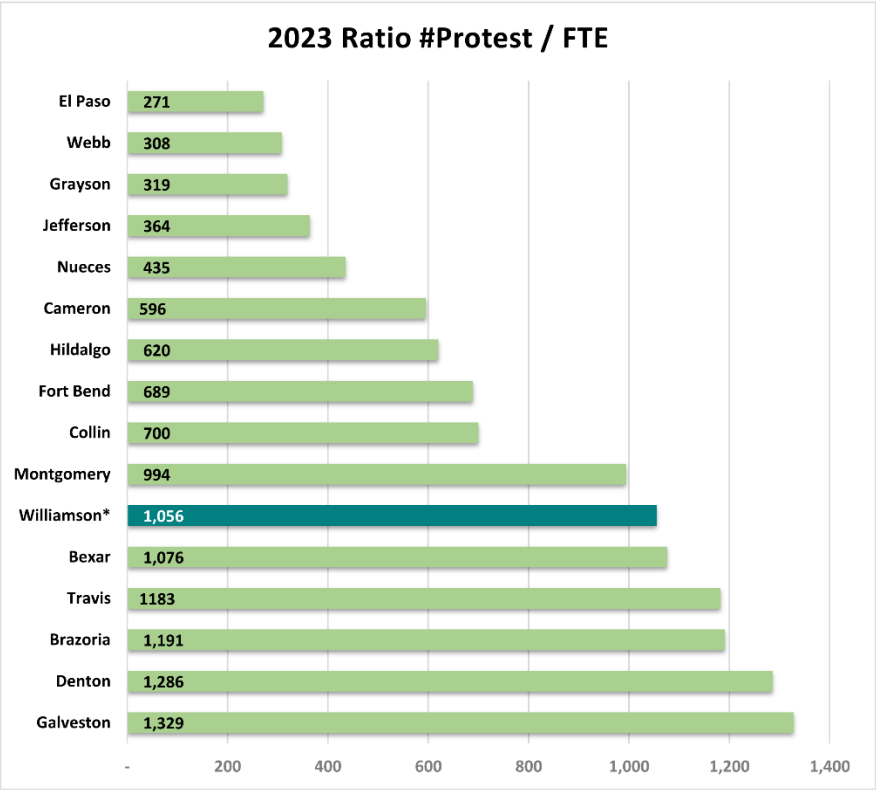

HOW WE ARE GRADED

PROPERTY VALUE STUDY 2024

Category	Number of Ratios **	2024 CAD Reported Appraisal Value	Median Level of Appraisal	Coefficient of Dispersion	% Ratios within (+/-) 10 % of Median	% Ratios within (+/-) 25 % of Median	Price - Related Differential
A.SINGLE-FAMILY RESIDENCES	3,670	97,293,907,290	0.96	7.57	75.59	95.97	1.01
B.MULTI-FAMILY RESIDENCES	83	12,927,900,526	*	*	*	*	*
C1.VACANT LOTS	106	1,799,319,116	*	*	*	*	*
C2.COLONIA LOTS	0	0	*	*	*	*	*
D2.FARM/RANCH IMP	0	28,330,847	*	*	*	*	*
E.RURAL-NON-QUAL	177	3,680,070,194	1.00	21.52	37.85	68.36	1.07
F1.COMMERCIAL REAL	303	21,228,979,680	0.97	11.22	63.70	86.47	1.00
F2.INDUSTRIAL REAL	0	973,480,759	*	*	*	*	*
G.OIL, GAS, MINERALS	0	81,148,250	*	*	*	*	*
J.UTILITIES	22	1,375,866,162	0.91	6.49	77.27	95.45	0.93
L1.COMMERCIAL PERSONAL	170	4,044,008,963	1.00	7.65	74.12	95.29	1.03
L2.INDUSTRIAL PERSONAL	0	1,352,833,940	*	*	*	*	*
M.OTHER PERSONAL	0	94,762,442	*	*	*	*	*
O.RESIDENTIAL INVENTORY	0	2,678,872,430	*	*	*	*	*
S.SPECIAL INVENTORY	0	312,375,956	*	*	*	*	*
OVERALL	4,531	147,871,856,555	0.96	9.02	71.82	92.92	1.02

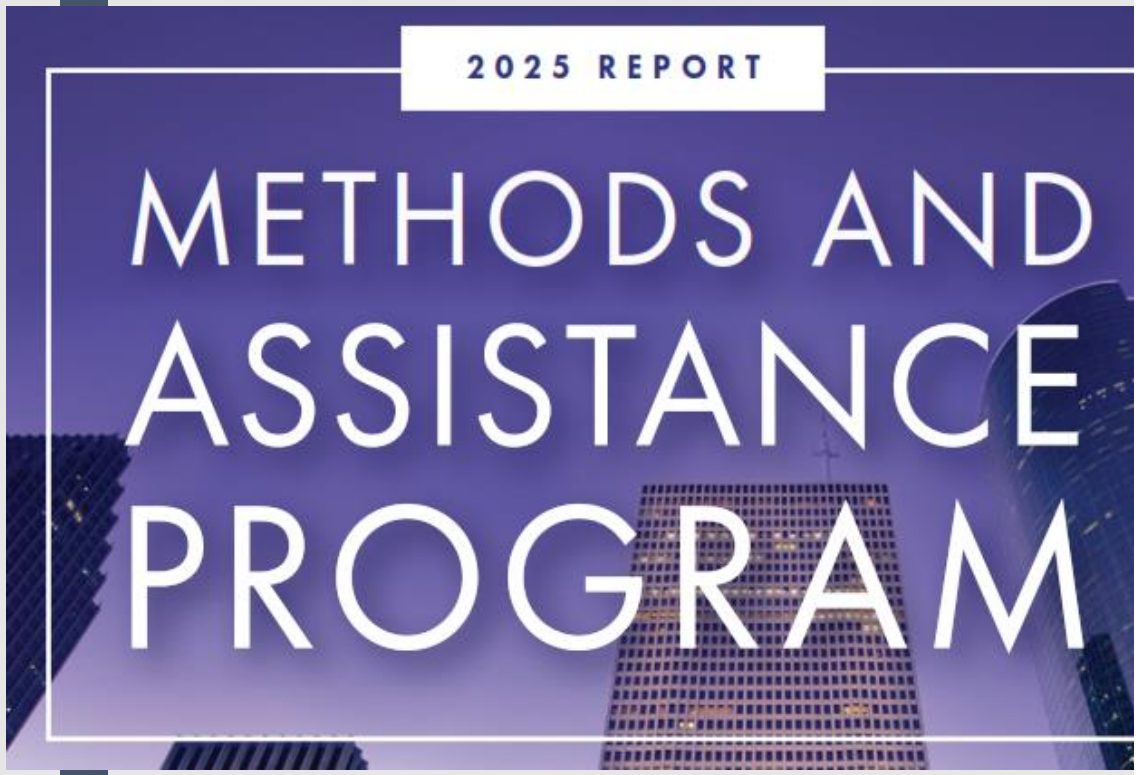

Mandatory Requirements	PASS/FAIL
Does the appraisal district board of directors, through the chief appraiser, ensure administrative functions are followed in accordance with Chapter 6 of the Texas Property Tax Code?	PASS
Does the appraisal district have up-to-date appraisal maps?	PASS
Is the implementation of the appraisal district's most recent reappraisal plan current?	PASS
Are the appraisal district's appraisal records up-to-date and is the appraisal district following established procedures and practices in the valuation of property?	PASS
Are values reproducible using the appraisal district's written procedures and appraisal records?	PASS

Appraisal District Activities	RATING
Governance	Meets All
Taxpayer Assistance	Meets All
Operating Procedures	Meets All
Appraisal Standards, Procedures and Methodology	Meets All

Appraisal District Ratings:

Meets All – The total point score is 100

Meets – The total point score ranges from 90 to less than 100

Needs Some Improvement - The total point score ranges from 85 to less than 90

Needs Significant Improvement – The total point score ranges from 75 to less than 85

Unsatisfactory – The total point score is less than 75

Review Areas	Total Questions in Review Area (excluding N/A Questions)	Total "Yes" Points	Total Score (Total "Yes" Questions/Total Questions) x 100
Governance	17	17	100
Taxpayer Assistance	17	17	100
Operating Procedures	23	23	100
Appraisal Standards, Procedures and Methodology	28	28	100

NEW LEGISLATION

LEGISLATIVE CHANGES

- Increase in HS Exemption
  - *$100k to $140k*
- HB 9 – Creates and exemption for $125K on all BPP accounts (huge impact)
  - *Estimating from 2025 BPP Values that 10% county wide will be exempt*
  - *For City of Georgetown that is roughly $221M*
  - *We will not know the true impact until all BPP renditions are worked which will occur in early June*
- Circuit Breaker Limitation Bills did not pass.
  - *This is the last year for CBL*

PROTEST RESULTS 2025

Click to return to WCAD.org

Appeal Results: 2025

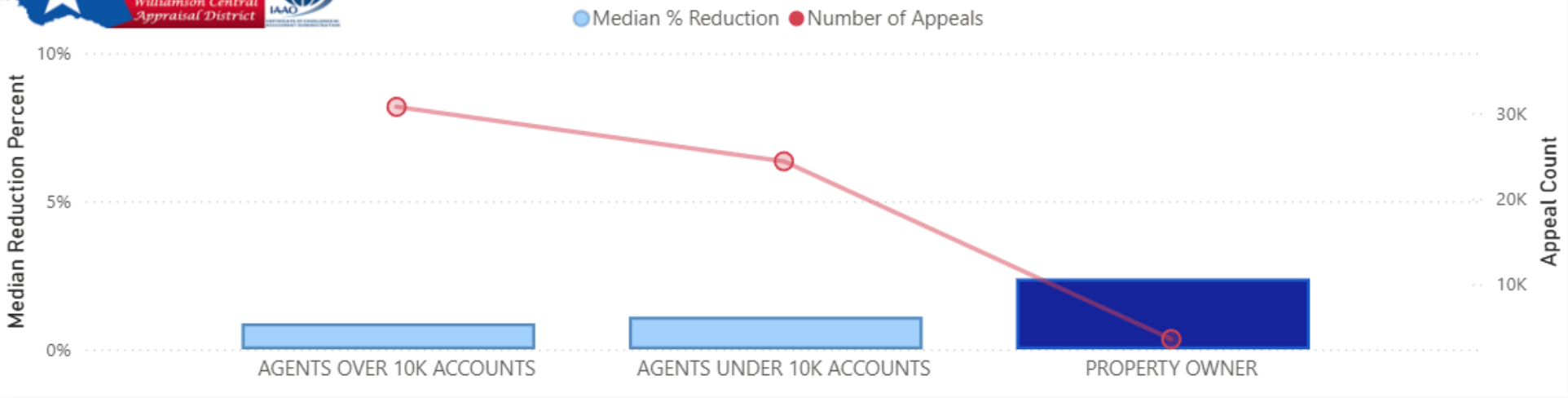

Select all | LAND | COMMERCIAL | RESIDENTIAL

Disclaimer: This data reflects the trends of the largest eight agencies by appeal volume.

Appeal Results

Appellant Group	Appeal Count	Median % Change
AGENTS OVER 10K ACCOUNTS	30,741	0.88%
AGENTS UNDER 10K ACCOUNTS	24,378	1.10%
PROPERTY OWNER	3,583	2.39%

*Percent Change = (Notice Value - Final Value)/Notice Value

Appeal Volume

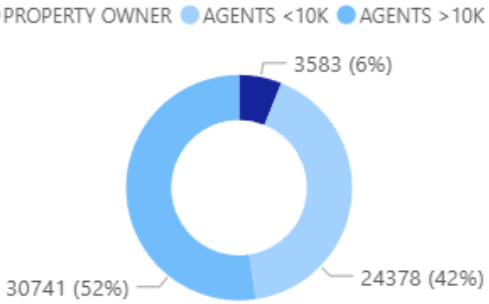

Appeal Results

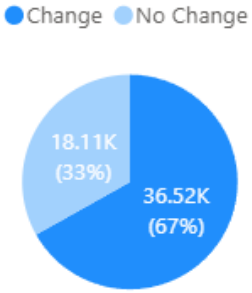

Tax Savings Results

Appellant Group	Median Market Value Change	Median Taxable Value Change	Median Tax Savings
AGENTS OVER 10K ACCOUNTS	$3,882	$2,686.5	$59
AGENTS UNDER 10K ACCOUNTS	$4,478	$1,374	$30
PROPERTY OWNER	$10,987	$6,477.5	$143

TAX SAVINGS DO NOT INCLUDE AGENT FEES OWED

*Median Market Value Change = Median (Notice Value - Final Value)
**Median Tax Savings = Median (Taxable Value Change X 2.2%)
***Avg Tax Rate = 2.2%

Whether a change in market value results in a change in taxable value depends on the specific exemptions applied to the individual property account.

Per TEXAS PROPERTY TAX CODE SECTION 41.13 this data must be updated by 10/15 each year

Search for ARB Hearing by Account

2025 WCAD Appeal Data

WHAT OTHERS ARE SAYING ABOUT THE MARKET

Texas A&M Real Estate Center

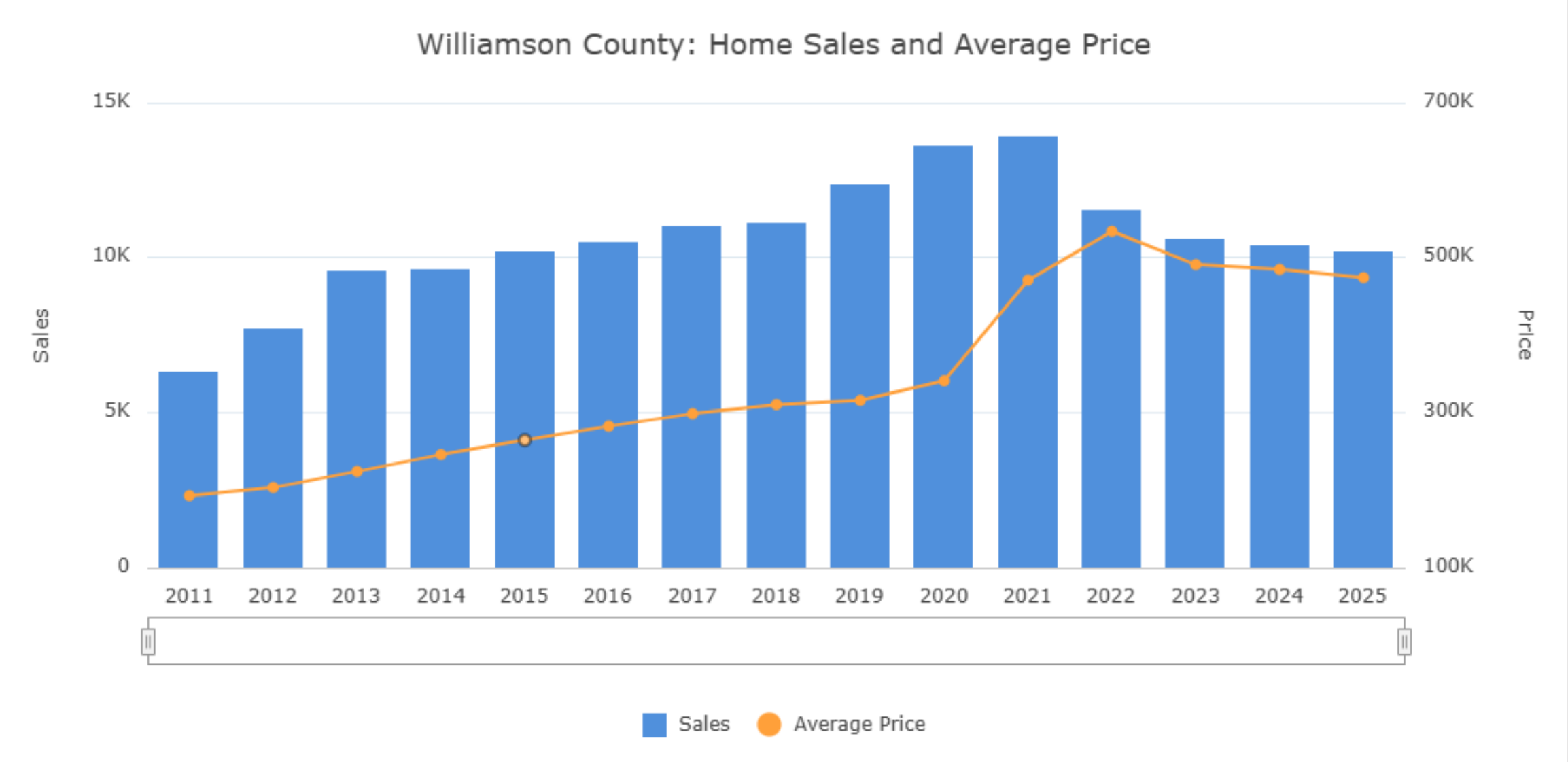

WCAD APPRAISAL DATA 2026

Appraisal Data | Residential Value | Homestead Cap Statistics | Commercial & Multi Family | BPP Value by Category | Change in Taxable Value

Total Market Value | Total Market Value Real Parcels | By Improvement Parcel Count | By Value

Total Market Value

City of Georgetown-CGT

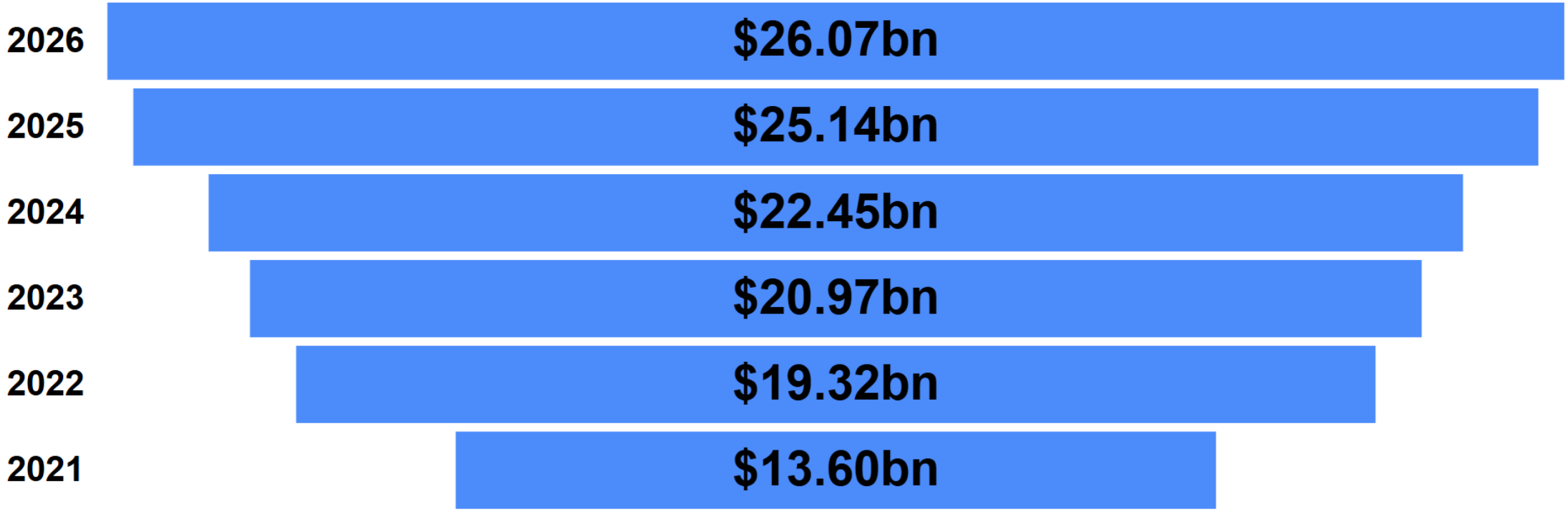

Appraisal Data | Residential Value | Homestead Cap Statistics | Commercial & Multi Family | BPP Value by Category | Change in Taxable Value

Total Market Value | Total Market Value Real Parcels | By Improvement Parcel Count | By Value

Total Market Value Real Parcels

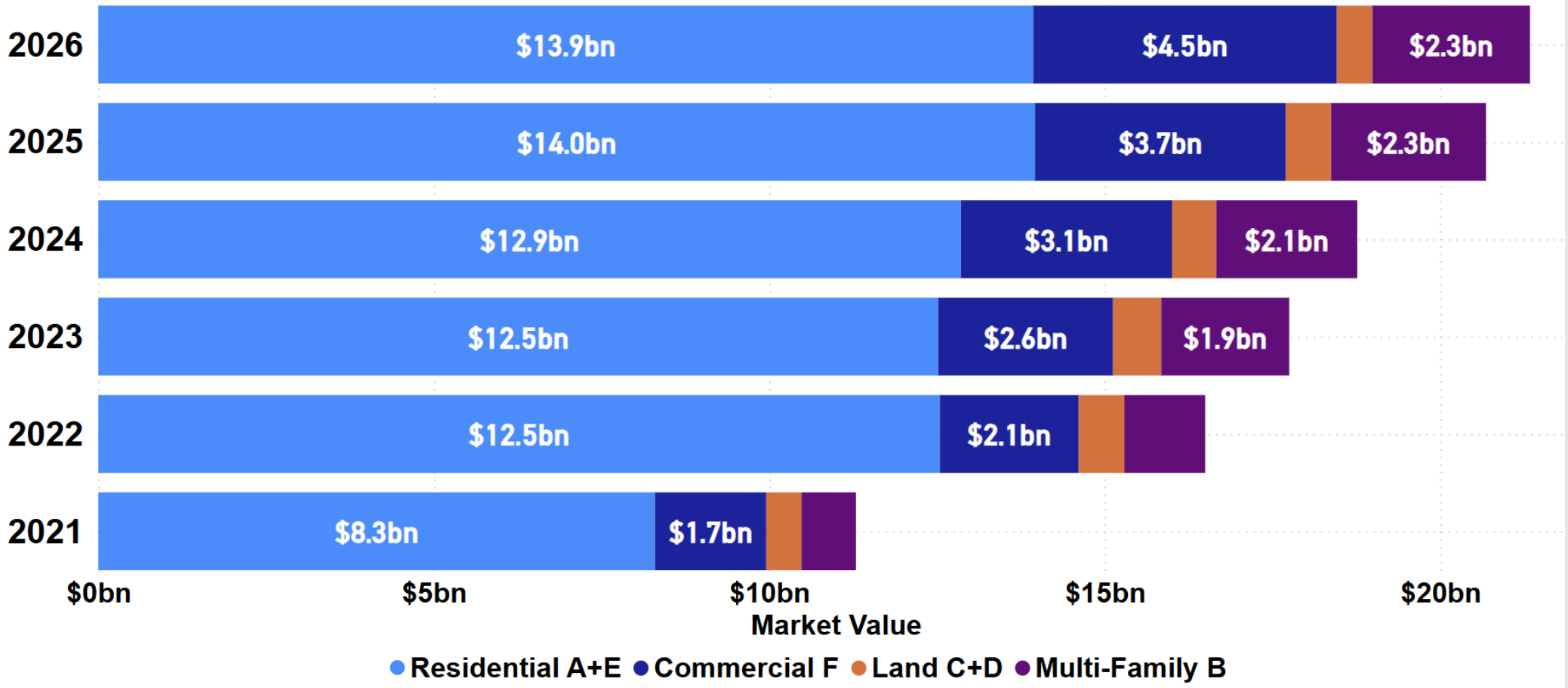

Appraisal Data | Residential Value | Homestead Cap Statistics | Commercial & Multi Family | BPP Value by Category | Change in Taxable Value

Total Market Value | Total Market Value Real Parcels | By Improvement Parcel Count | By Value

By Imp Parcel Count

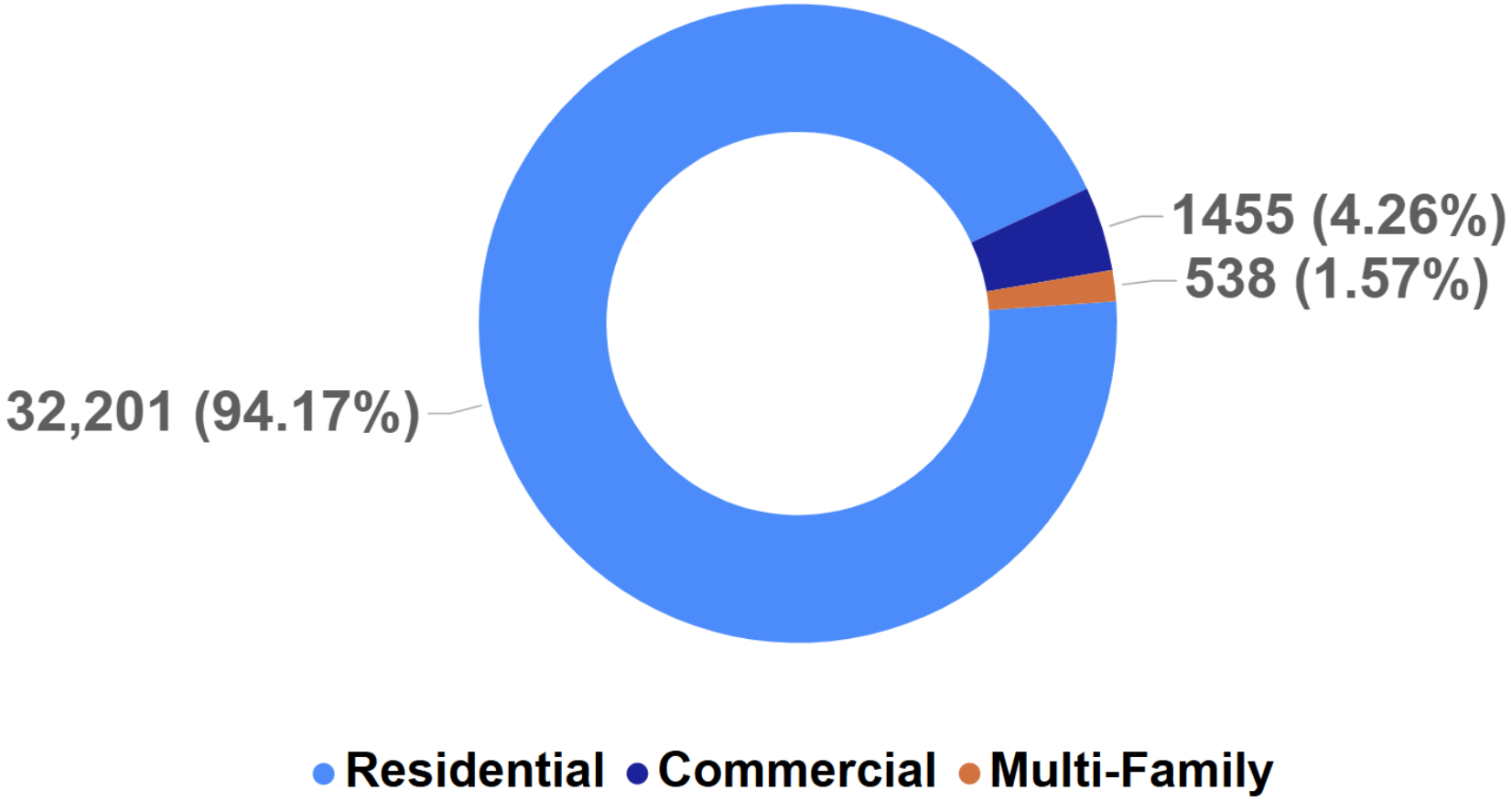

Appraisal Data | Residential Value | Homestead Cap Statistics | Commercial & Multi Family | BPP Value by Category | Change in Taxable Value

Total Market Value | Total Market Value Real Parcels | By Improvement Parcel Count | By Value

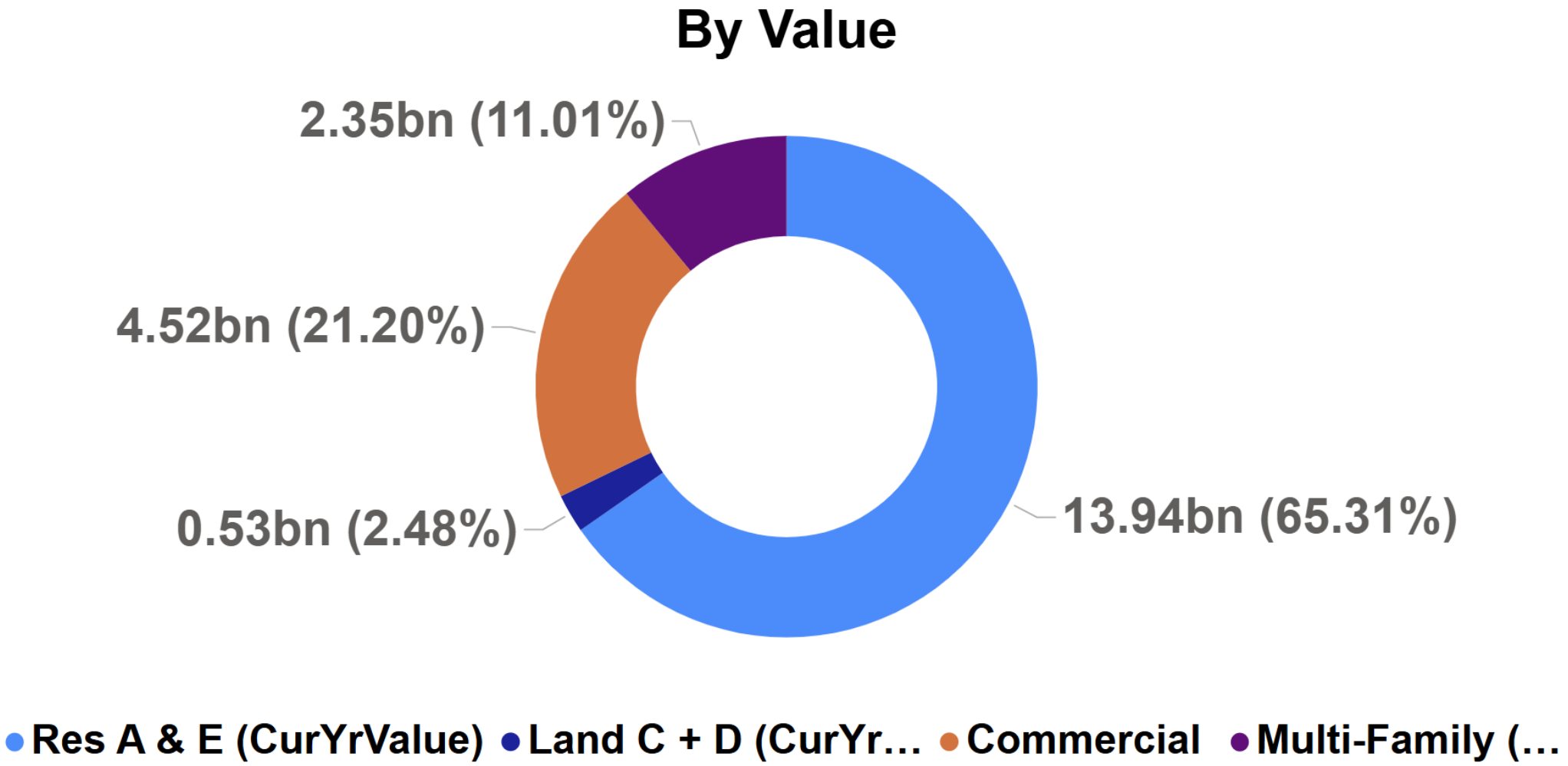

Appraisal Data | Residential Value | Homestead Cap Statistics | Commercial & Multi Family | BPP Value by Category | Change in Taxable Value

Residential Value A&E | Median Value | Residential New Improvement Count | Multi Family Unit Count | New Improvement Count by Value

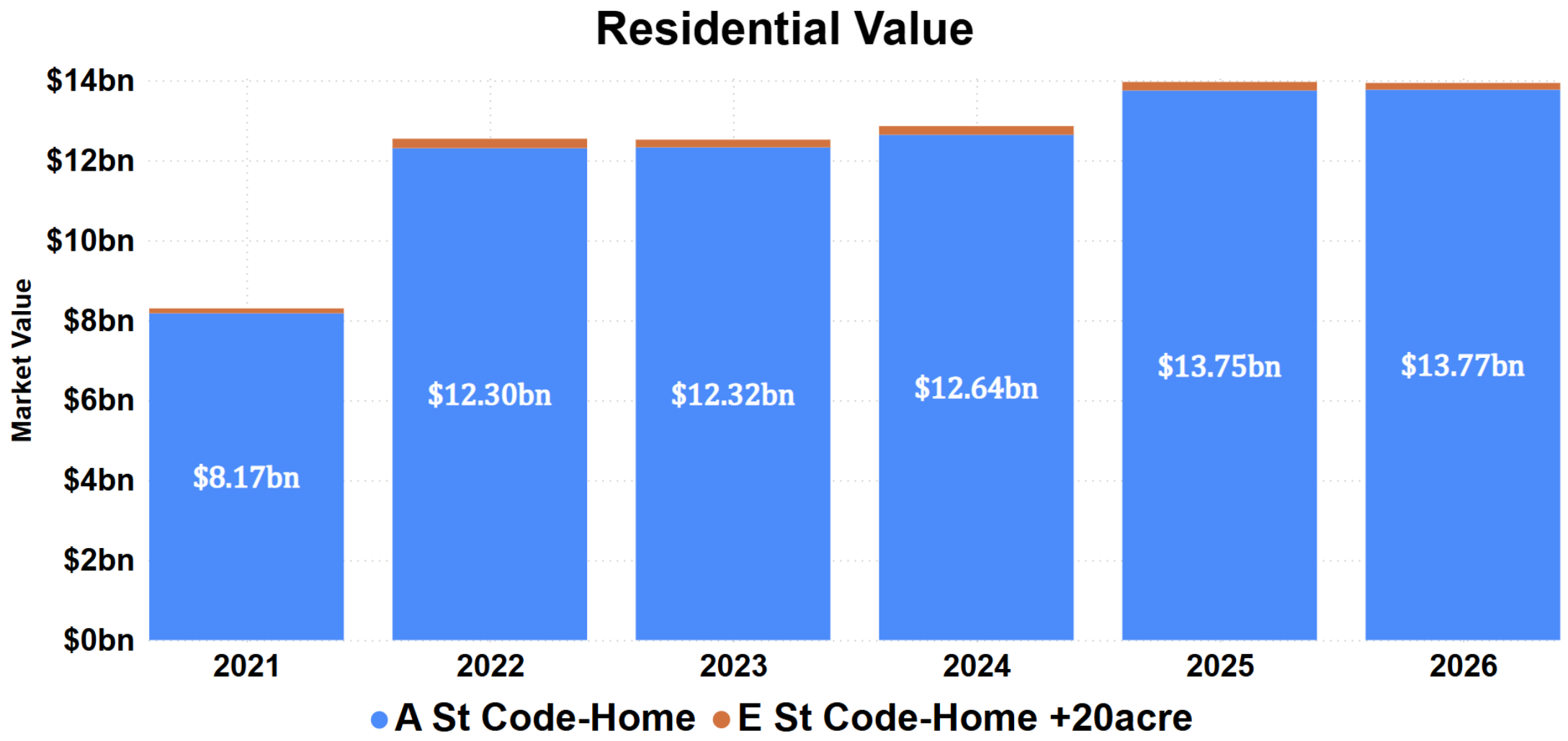

Appraisal Data | Residential Value | Homestead Cap Statistics | Commercial & Multi Family | BPP Value by Category | Change in Taxable Value

Residential Value A&E | Median Value | Residential New Improvement Count | Multi Family Unit Count | New Improvement Count by Value

Median Values

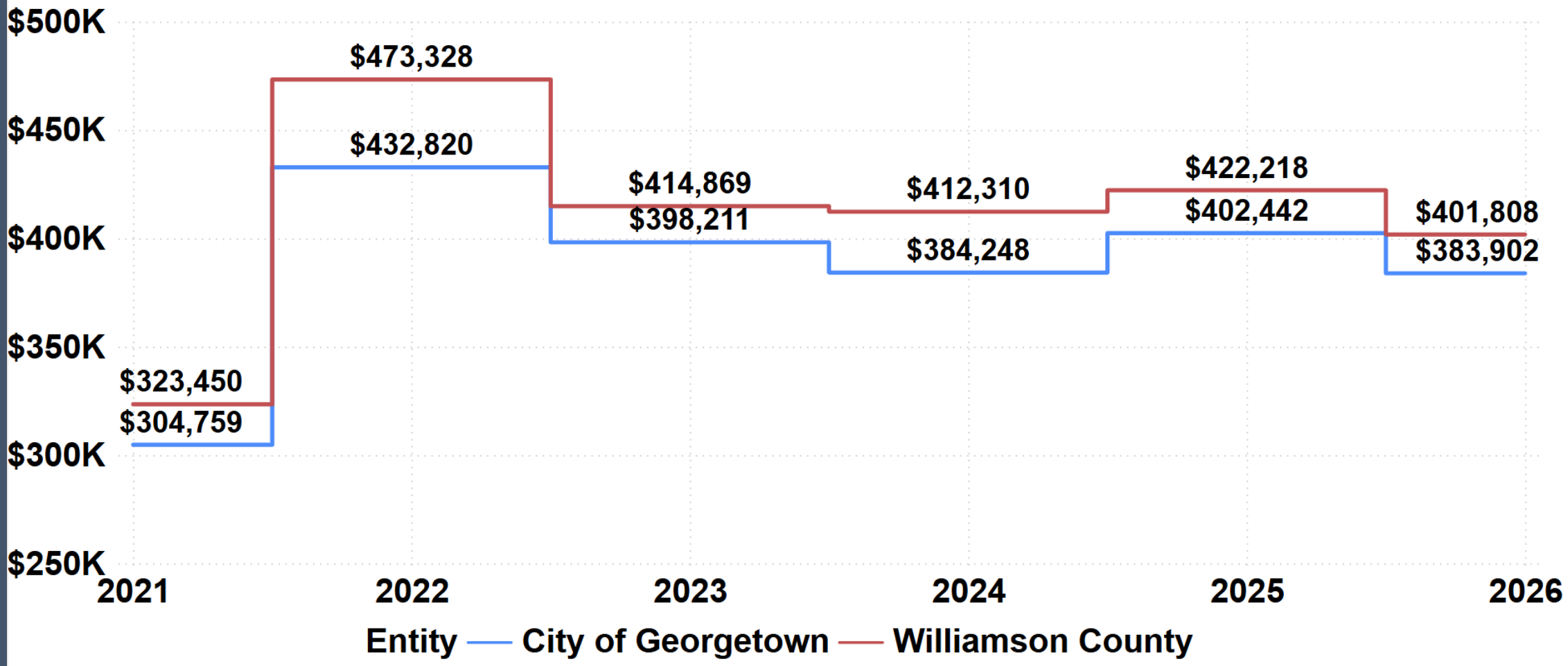

Appraisal Data | Residential Value | Homestead Cap Statistics | Commercial & Multi Family | BPP Value by Category | Change in Taxable Value

Residential Value A&E | Median Value | Residential New Improvement Count | Multi Family Unit Count | New Improvement Count by Value

Number of Residential New Improvements

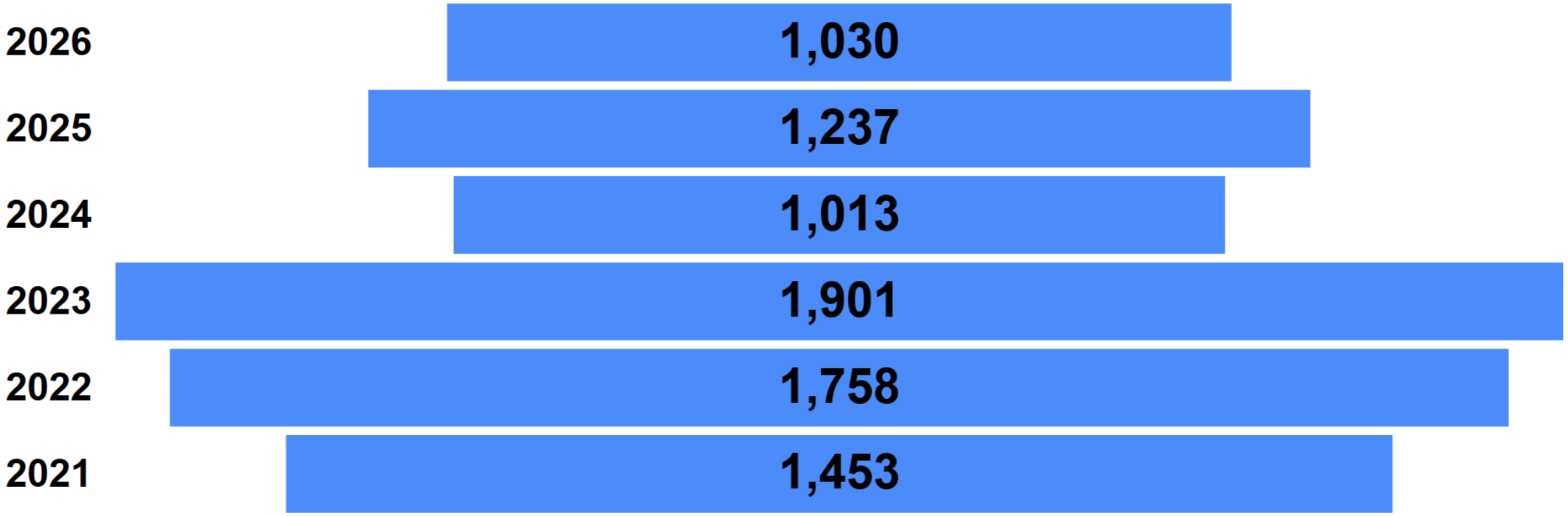

Appraisal Data

Residential Value

Homestead Cap Statistics

Commercial & Multi Family

BPP Value by Category

Change in Taxable Value

Residential Value A&E

Median Value

Residential New Improvement Count

Multi Family Unit Count

New Improvement Count by Value

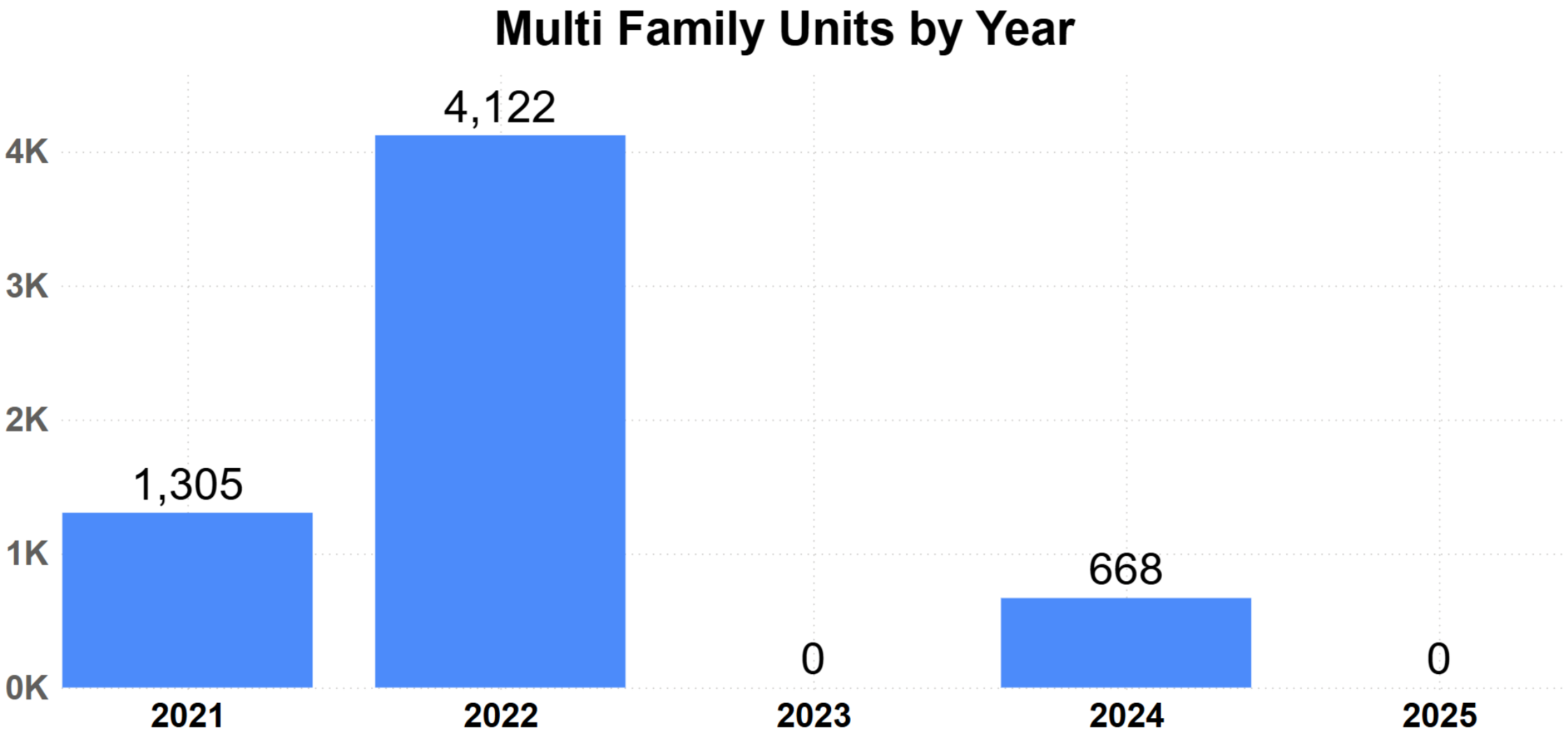

Appraisal Data | Residential Value | Homestead Cap Statistics | Commercial & Multi Family | BPP Value by Category | Change in Taxable Value

Residential Value A&E | Median Value | Residential New Improvement Count | Multi Family Unit Count | New Improvement Count by Value

Residential New Improvement Value Ranges

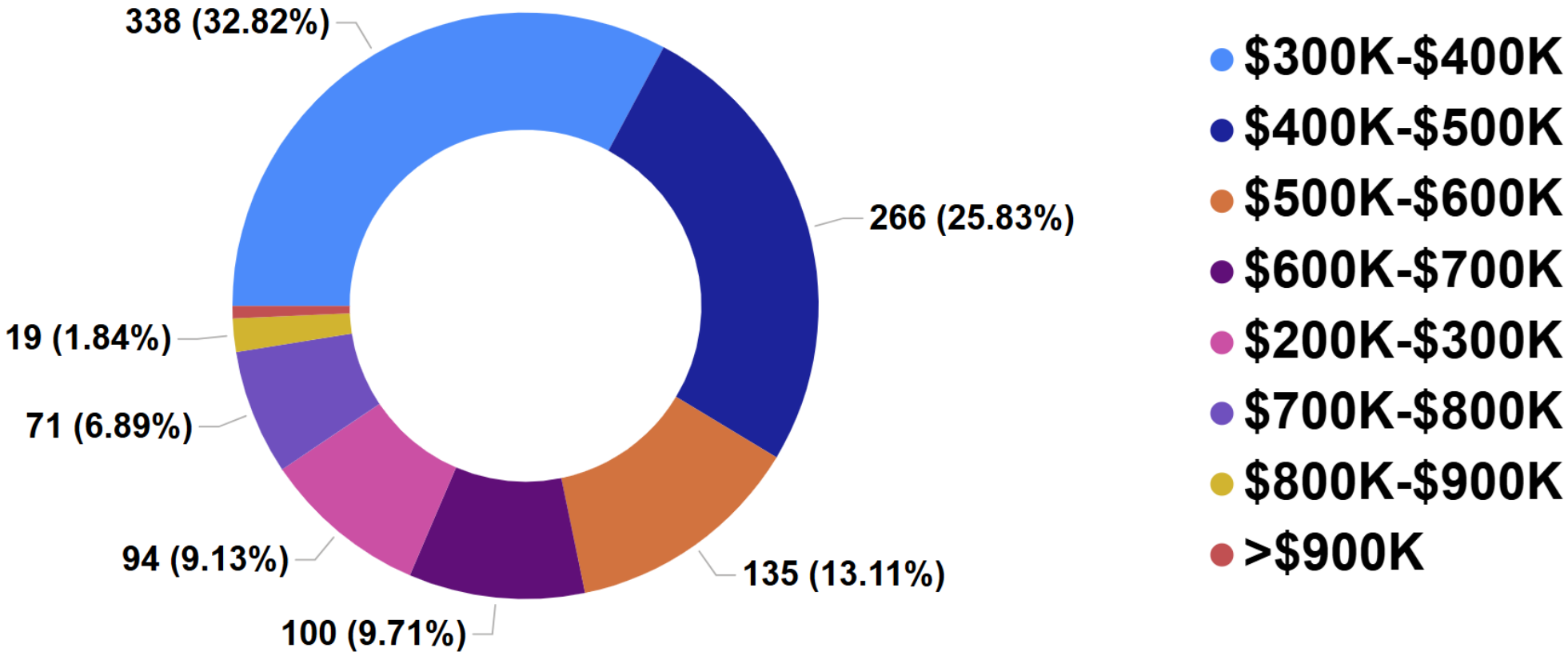

Appraisal Data | Residential Value | Homestead Cap Statistics | Commercial & Multi Family | BPP Value by Category | Change in Taxable Value

Avg Value of Capped Account & Capped Amount

% of Homestead Accounts with Cap Current Yr vs Prior Yr

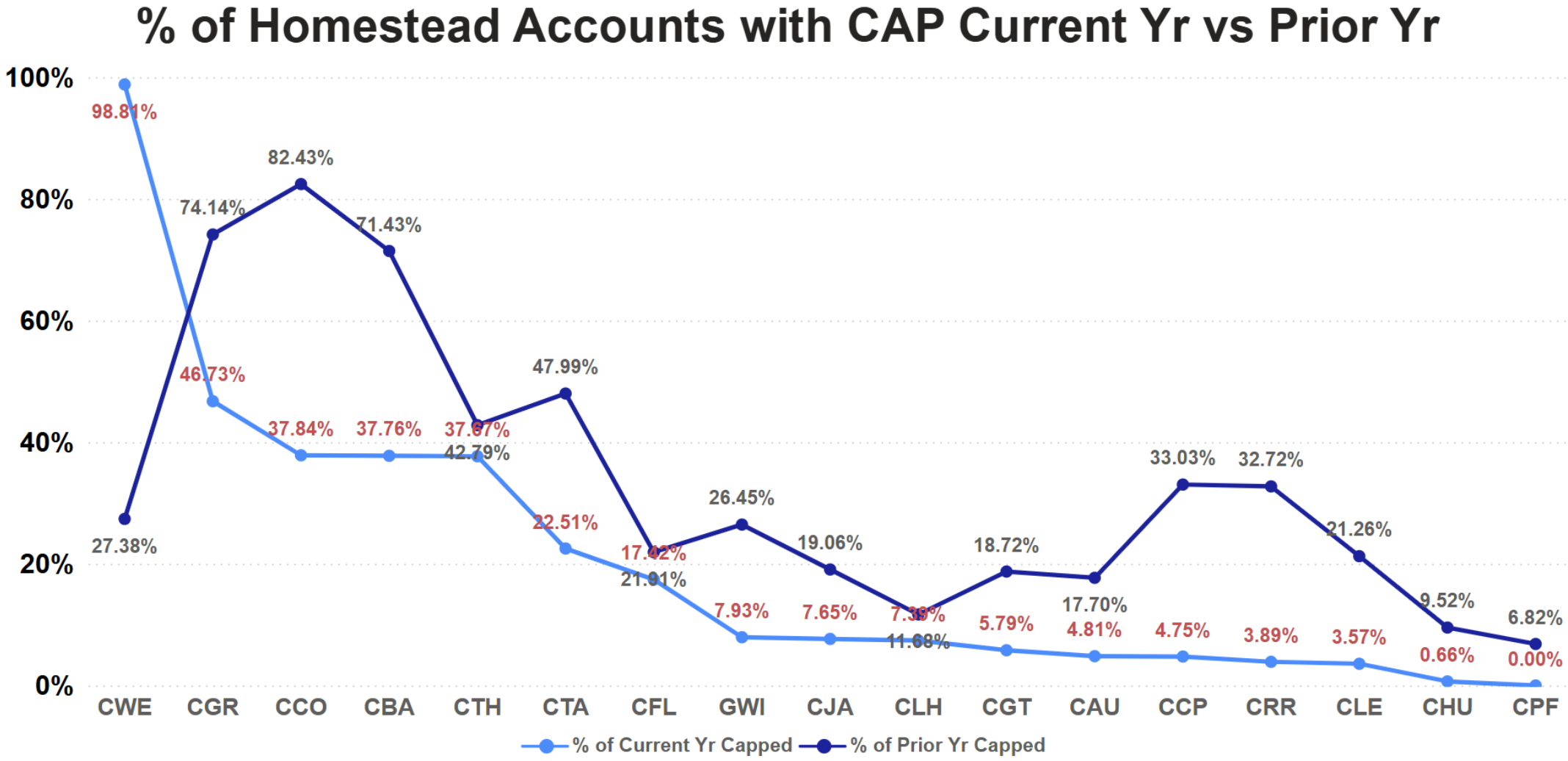

Appraisal Data | Residential Value | Homestead Cap Statistics | Commercial & Multi Family | BPP Value by Category | Change in Taxable Value

Multi-Family Value | Commercial Value | By Parcel Count | Category by Value | Category by Sqft | Number of New Commercial Improvements | Commercial New Improvement by Category

Multi-Family Value

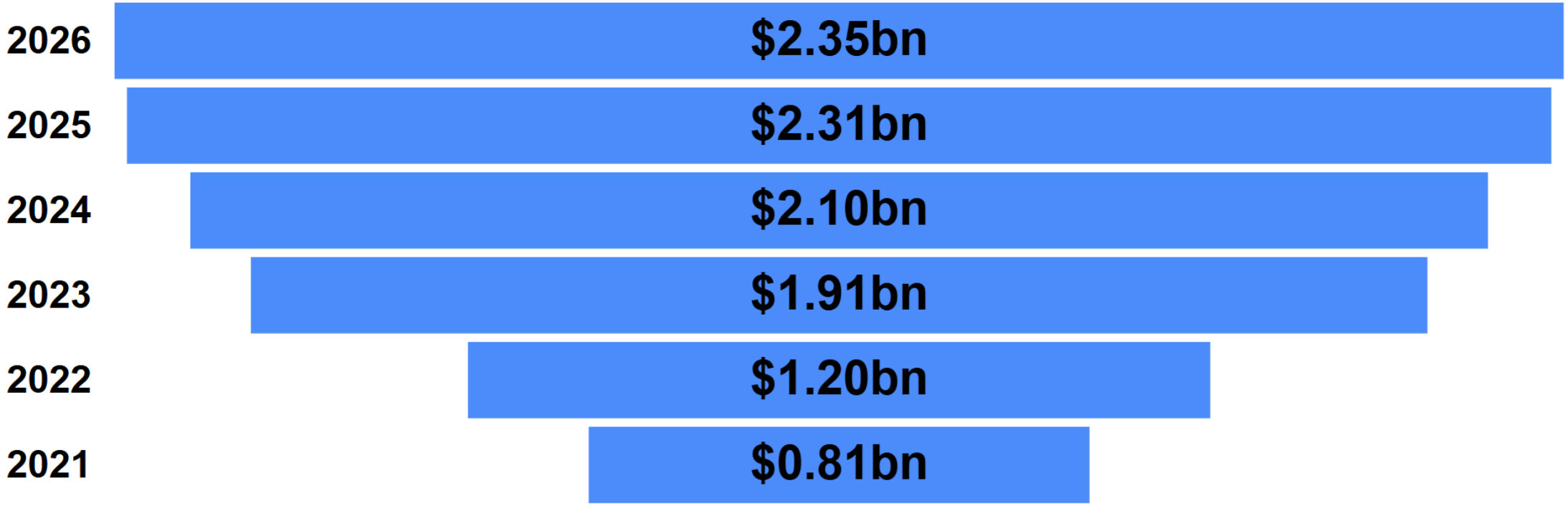

Appraisal Data | Residential Value | Homestead Cap Statistics | Commercial & Multi Family | BPP Value by Category | Change in Taxable Value

Multi-Family Value | Commercial Value | By Parcel Count | Category by Value | Category by Sqft | Number of New Commercial Improvements | Commercial New Improvement by Category

Commercial Value

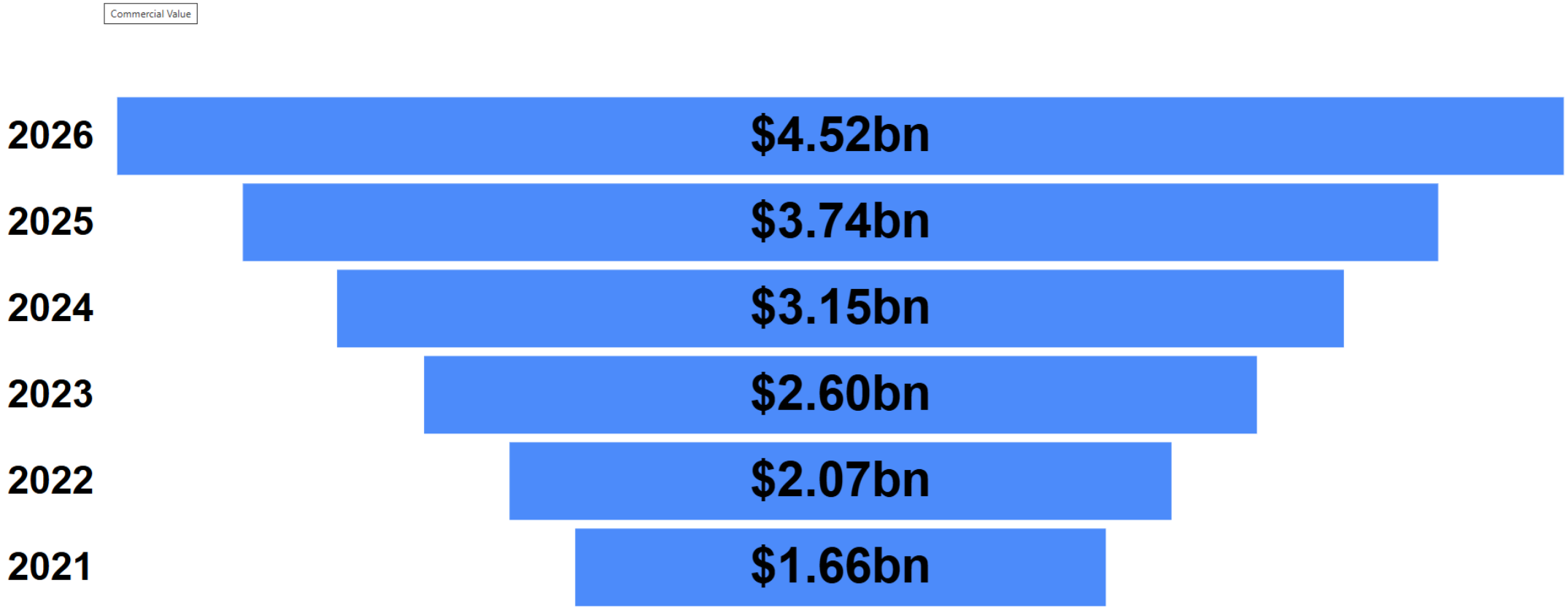

Appraisal Data | Residential Value | Homestead Cap Statistics | Commercial & Multi Family | BPP Value by Category | Change in Taxable Value

Multi-Family Value | Commercial Value | By Parcel Count | Category by Value | Category by Sqft | Number of New Commercial Improvements | Commercial New Improvement by Category

Category Type
- E - Entertainment
- Fully Exempt Properties
- I - Industrial
- M - Retail
- P - Office
- Q - Multi-Family & Oth...
- S - Automotive

By Parcel Count

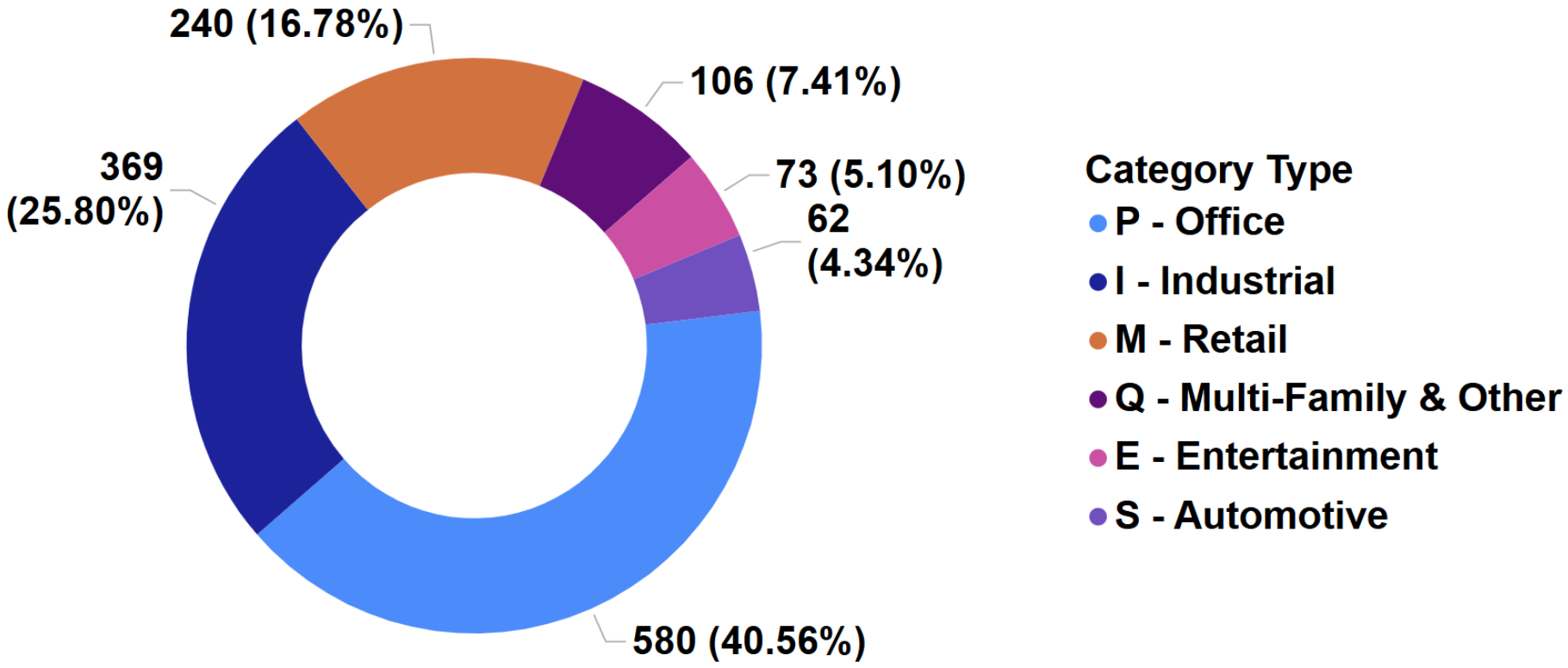

Appraisal Data | Residential Value | Homestead Cap Statistics | Commercial & Multi Family | BPP Value by Category | Change in Taxable Value

Multi-Family Value | Commercial Value | By Parcel Count | Category by Value | Category by Sqft | Number of New Commercial Improvements | Commercial New Improvement by Category

Category Type

- E - Entertainment
- Fully Exempt Properties
- I - Industrial
- M - Retail
- P - Office
- Q - Multi-Family & Oth...
- S - Automotive

Category by Value

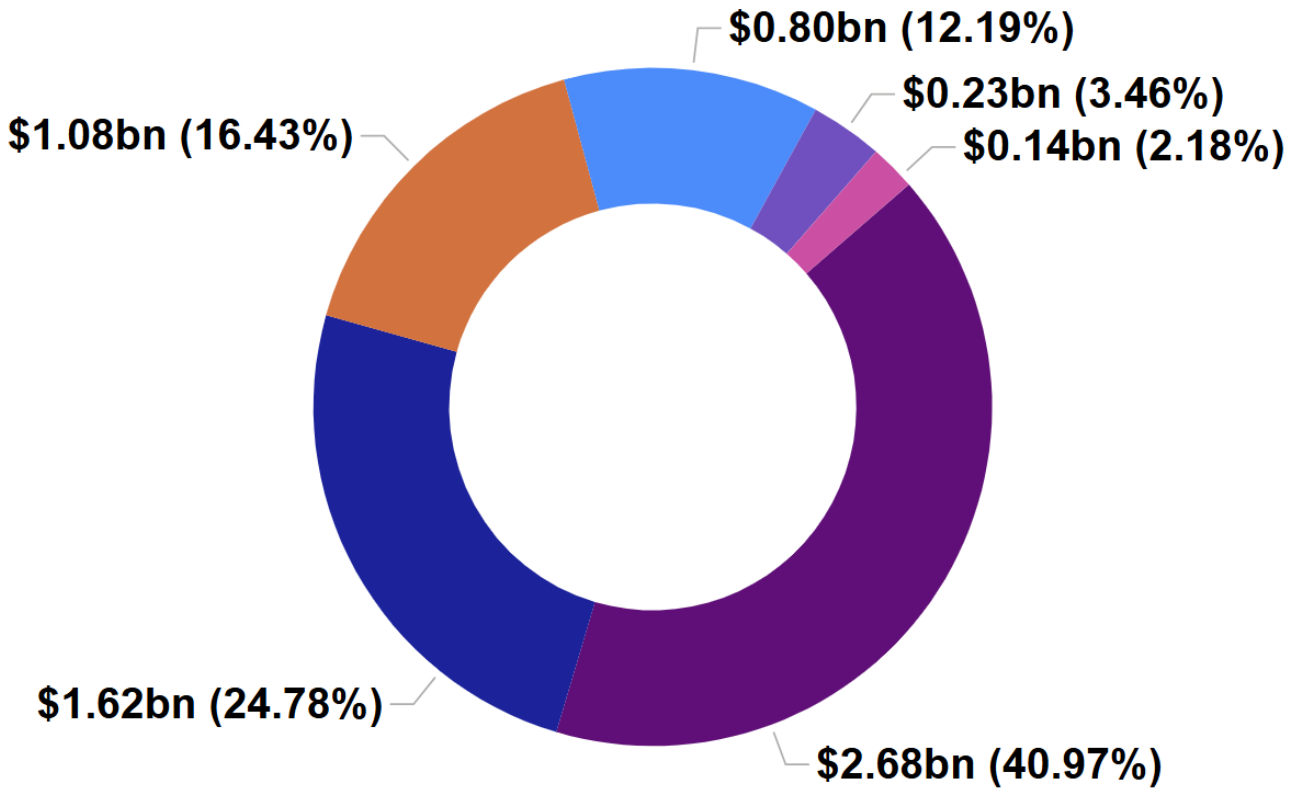

Category Type

- Q - Multi-Family & Other
- I - Industrial
- M - Retail
- P - Office
- S - Automotive
- E - Entertainment

Appraisal Data | Residential Value | Homestead Cap Statistics | Commercial & Multi Family | BPP Value by Category | Change in Taxable Value

Multi-Family Value | Commercial Value | By Parcel Count | Category by Value | Category by Sqft | Number of New Commercial Improvements | Commercial New Improvement by Category

Category Type

- E - Entertainment
- Fully Exempt Properties
- I - Industrial
- M - Retail
- P - Office
- Q - Multi-Family & Oth..
- S - Automotive

Category by SqFt

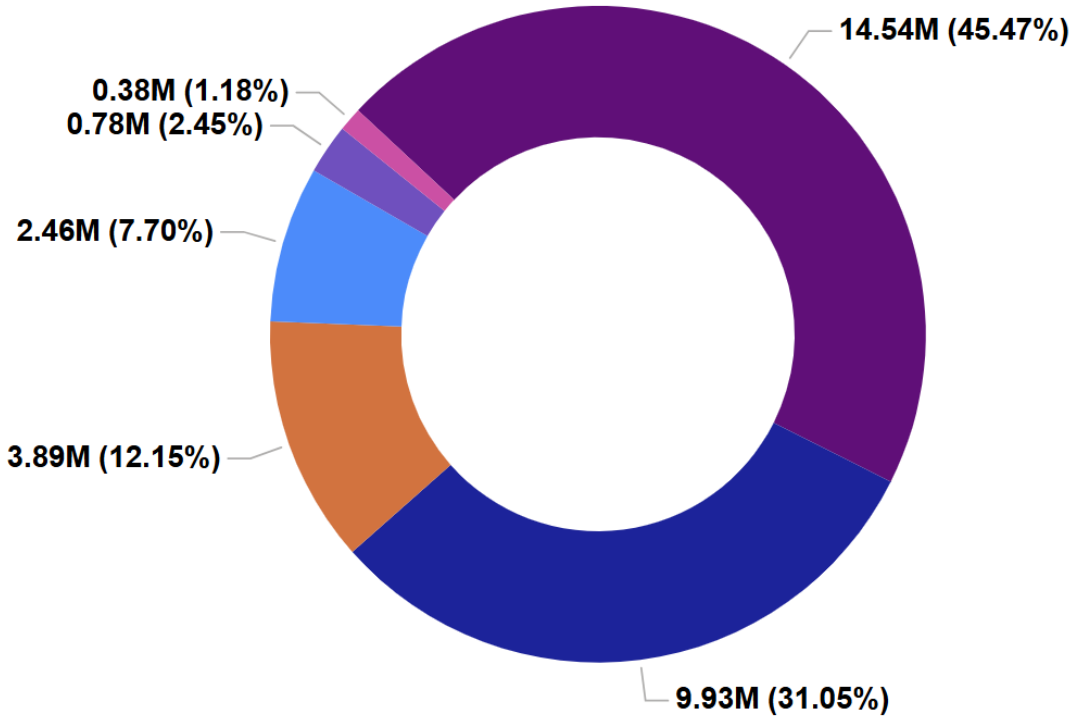

Category Type

- Q - Multi-Family & Other
- I - Industrial
- M - Retail
- P - Office
- S - Automotive
- E - Entertainment

Appraisal Data | Residential Value | Homestead Cap Statistics | Commercial & Multi Family | BPP Value by Category | Change in Taxable Value

Multi-Family Value | Commercial Value | By Parcel Count | Category by Value | Category by Sqft | Number of New Commercial Improvements | Commercial New Improvement by Category

Number of New Commercial Improvements



Appraisal Data | Residential Value | Homestead Cap Statistics | Commercial & Multi Family | BPP Value by Category | Change in Taxable Value

Multi-Family Value | Commercial Value | By Parcel Count | Category by Value | Category by Sqft | Number of New Commercial Improvements | Commercial New Improvement by Category

Category Type
- E - Entertainment
- Fully Exempt Properties
- I - Industrial
- M - Retail
- P - Office
- Q - Multi-Family & Oth...
- S - Automotive

Commercial New Improvement by Category

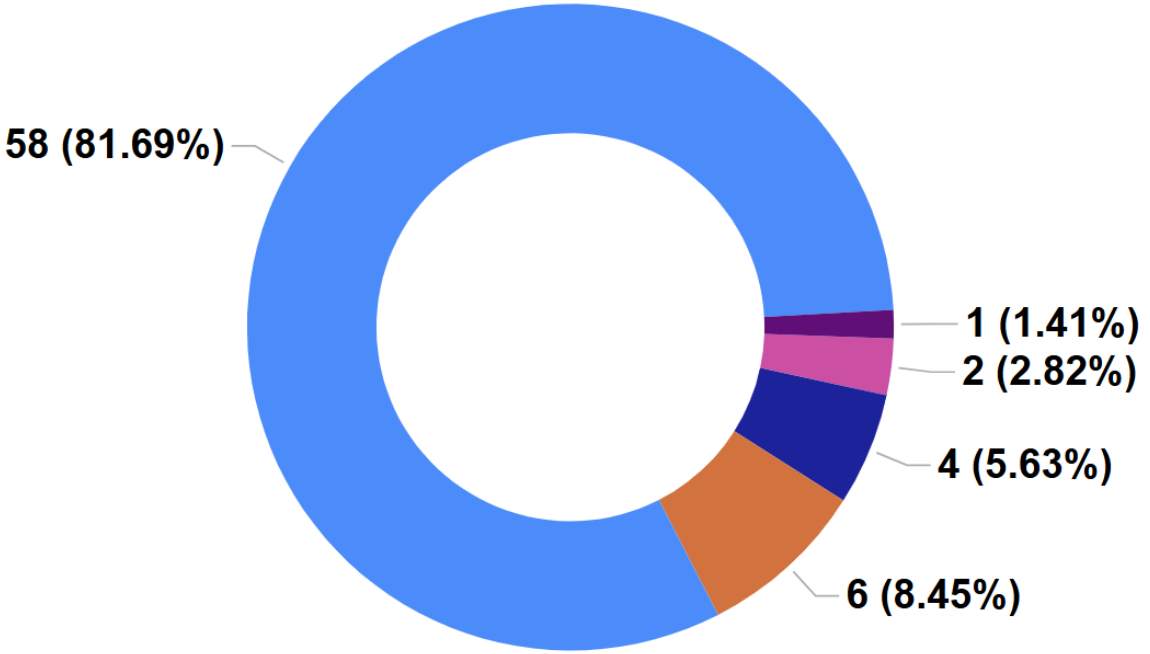

Category Type
- E - Entertainment
- I - Industrial
- M - Retail
- P - Office
- Q - Multi-Family & Other

Appraisal Data

Residential Value

Homestead Cap Statistics

Commercial & Multi Family

BPP Value by Category

Change in Taxable Value

Business Personal Property

Business Personal Property Value by Category

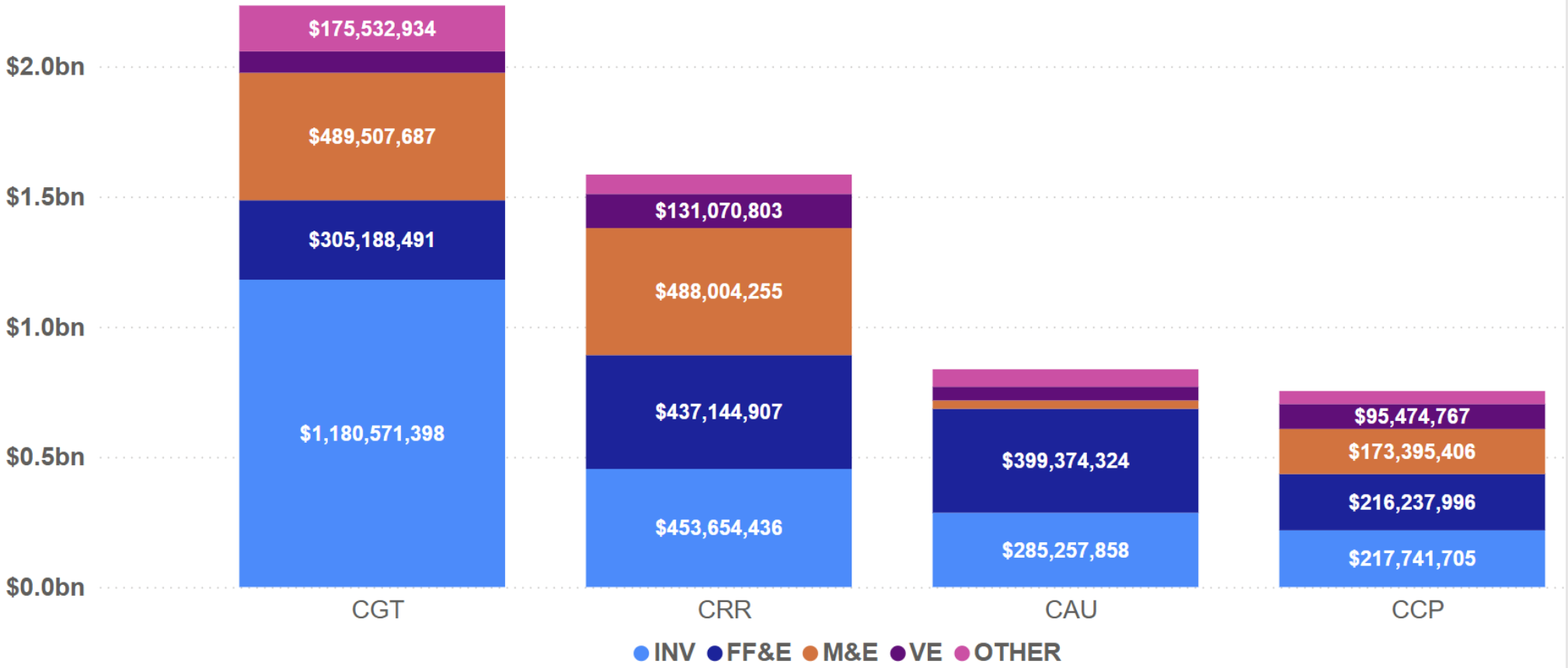

Appraisal Data | Residential Value | Homestead Cap Statistics | Commercial & Multi Family | BPP Value by Category | Change in Taxable Value

Change in Taxable from Prior Year | Market Value vs Taxable Value

Change in Taxable Value From Prior Year

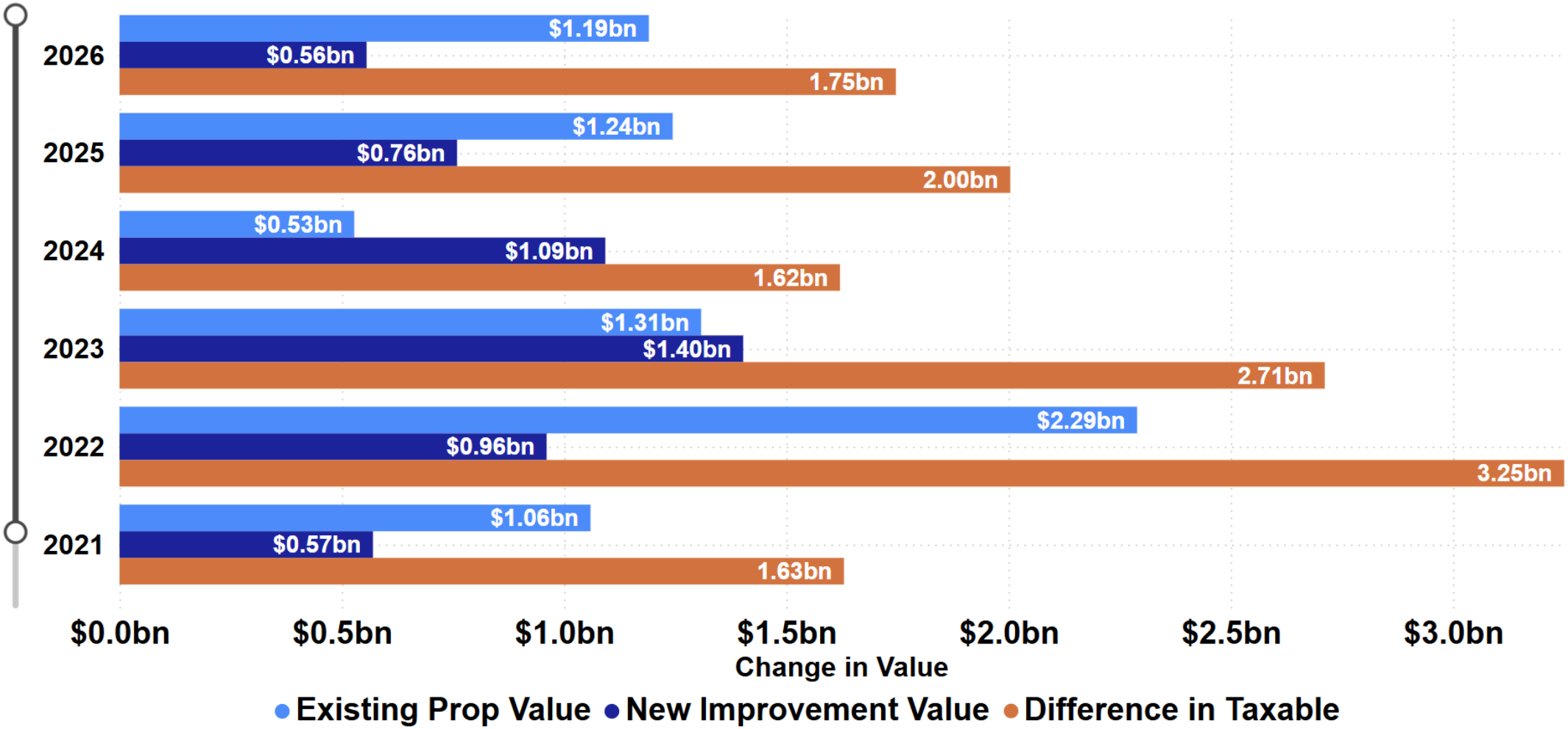

Appraisal Data

Residential Value

Homestead Cap Statistics

Commercial & Multi Family

BPP Value by Category

Change in Taxable Value

Change in Taxable from Prior Year

Market Value vs Taxable Value

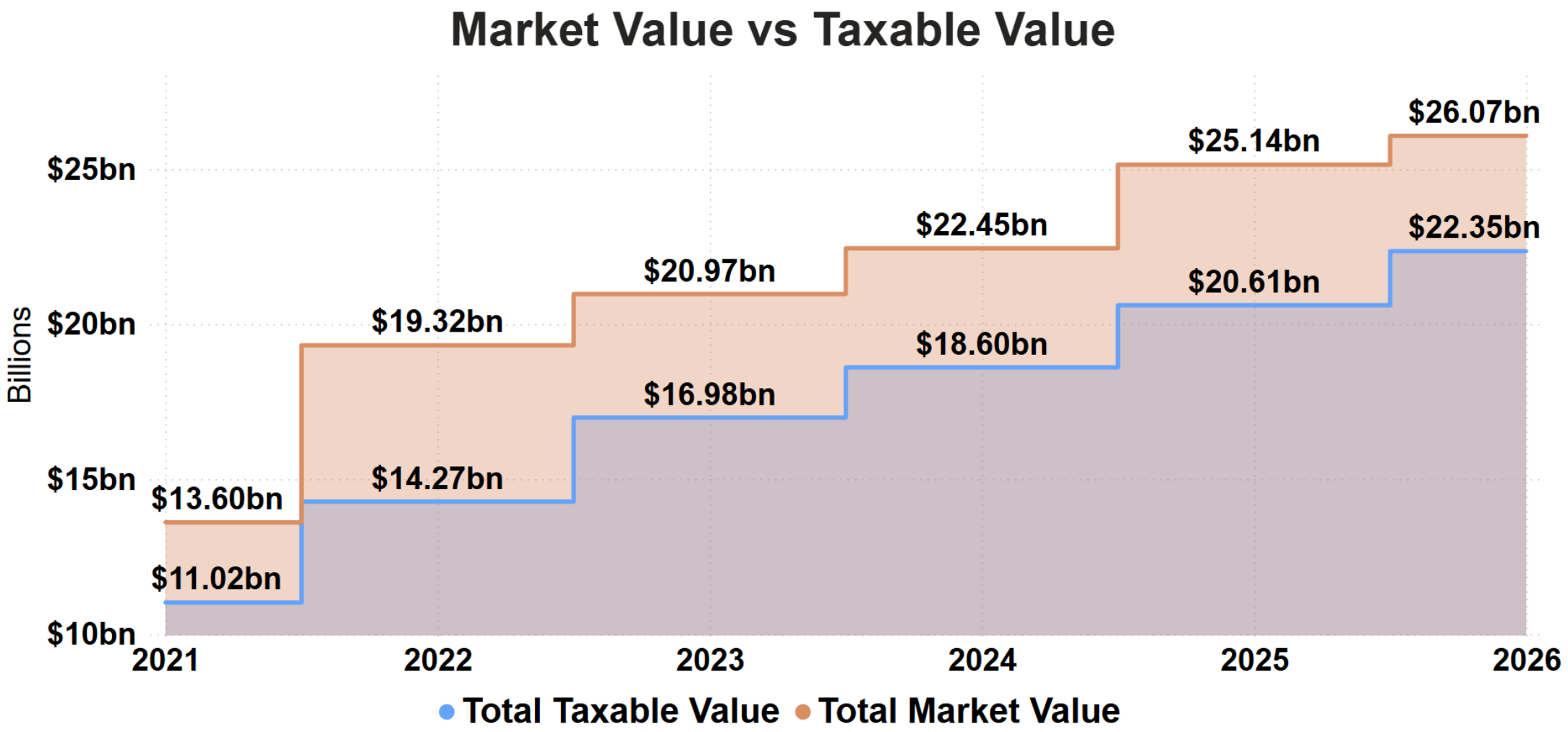

HOW TO VIEW PRESENTATION DATA

- Go to WCAD.org
  - Select Taxing Units Icon Box
  - Scroll down to Browse Data
  - Select your specific entity
  - Select the 2026 folder
  - Select 2026 Entity Meeting folder
  - Select How to View the Data
  - Hold Ctrl button down and select Entity Specific Data link

THANK YOU!
ANY QUESTIONS?

City of Georgetown, Texas
City Council
May 26, 2026

SUBJECT:
9th and Main Parking Garage / Texas Municipal Center Project

SUGGESTED ACTION:
Presentation and discussion regarding the Texas Municipal Center project and potential partnership for construction of a parking garage at 9th and Main -- Nick Woolery, Assistant City Manager

ITEM SUMMARY:
This item will be a joint presentation between City staff and the TML Risk Pool to provide City Council with an overview of the planned Texas Municipal Center project, which will renovate the Georgetonian building and add meeting space, ultimately serving as home to the TML Risk Pool and the Texas Municipal League. Additionally, due to parking constraints on their site, this has presented an opportunity for the City to expedite construction of the next downtown parking garage, which would be jointly funded by the City and TML Risk Pool. The item will cover the following topics and finish with gathering feedback from City Council:

- Background on downtown parking needs (City)
- Overview of the Texas Municipal Center project (TML Risk Pool)
- Overview of potential partnership between TML Risk Pool and the City of Georgetown for construction of a garage at 9th and Main (City)
- Overview of parking strategies during construction (City)
  Provide initial conceptual options for the garage and retail space (TML Risk Pool)
- Discuss options for design and management of the retail space (City)
  Seek Council feedback on the conceptual designs, retail space options, agreement structure and design process moving forward (City)

FINANCIAL IMPACT:
No impact at this time.

SUBMITTED BY:
Amber Burnette, City Manager's Office

ATTACHMENTS:
Council Workshop - 9th and Main Parking Garage (05-26-2026).pdf

9th and Main Parking Garage

MAY 26, 2026 | CITY COUNCIL WORKSHOP

GEORGETOWN TEXAS

Purpose

Provide an overview of the Texas Municipal Center project and discuss a potential partnership to construct the City's second downtown parking garage at 9th and Main.

Feedback Requested:

1) Does Council support moving forward with the proposed partnership project, including the strategy for funding the City's portion of the project?
2) Does Council support TML Risk Pool taking the lead on designing, permitting and constructing the garage?
3) Does Council support moving forward with Conceptual Design Option #1?
4) What other feedback does Council have regarding the design of the garage?
5) Does Council support the concept of selling off the retail space and seeking potential buyers before construction begins?

Agenda

1) Background on downtown parking needs (City)
2) Overview of the Texas Municipal Center project (TML Risk Pool)
3) Overview of potential partnership between TML Risk Pool and the City of Georgetown for construction of a garage at 9th and Main (City)
4) Overview of parking strategies during construction (City)
5) Provide initial conceptual options for the garage and retail space (TML Risk Pool)
6) Discuss options for design and management of the retail space (City)
7) Seek Council feedback on the conceptual designs, retail space options, agreement structure and design process moving forward (City)

Background on Downtown Parking Needs

Downtown Master Plan Framework

Public Realm Activation

Historic & Cultural Assets

Density & Land Use

Events & Programming

Open Space, Parks & Connectivity

Transportation, Parking & Pedestrian Access

Downtown Master Plan Priorities

MAIN PRIORITY PROJECTS		Near Term (0-3 years)	Mid Term (3-7 years)	Long Term (7+ years)
PROJECT 1	Historic Square Enhancements		X	
PROJECT 2	Downtown Gateways (North & South)		X	
PROJECT 3	9th Street Art Walk		X	
PROJECT 4	Blue Hole Park Master Plan	X		
PROJECT 5	Rock Street Promenade			X
PROJECT 6	Bike & Pedestrian Connections	X		
PROJECT 7	Catalytic Sites	X	X	X

- **Implementation over ~ 10 years**
- **Create a clear parking strategy at the beginning**
  - Begin planning for the next parking structure
- **Maintain ADA parking and business access as part of design**

Parking Strategy

- 2024 Parking Study shows a current total surplus (inclusive of Austin Ave garage)
- Planned developments and DMP projects will contribute to a net deficit of 300 spaces in the core (Zone 1 and 2C) during peak window (Friday/Saturday evenings) in the future
- Recommend adding next parking garage prior to implementation of Austin Avenue and Historic Square Enhancements
- Recommend constructing next parking garage in Zone 2C

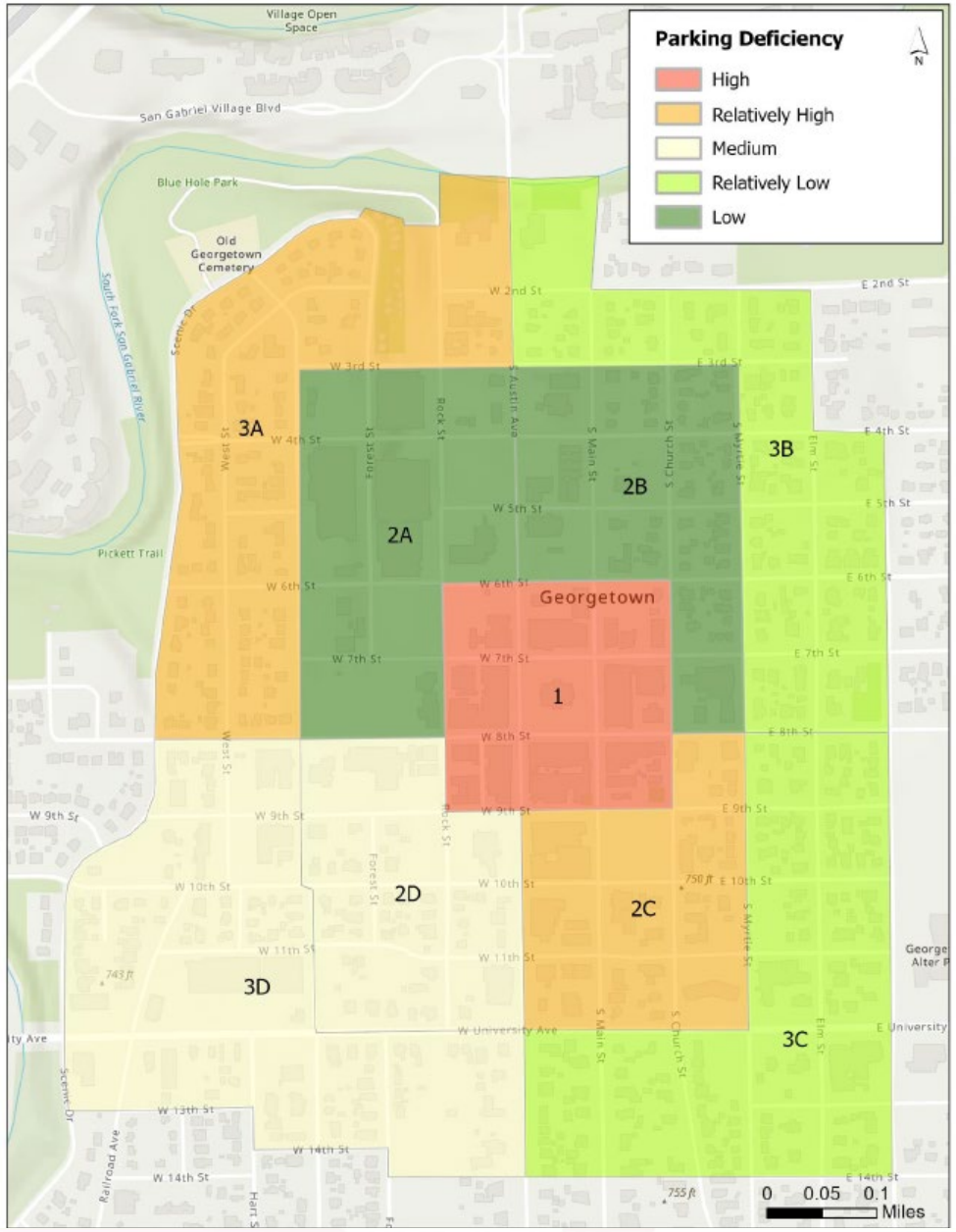

Overview of the Texas Municipal Center Project

Texas Municipal Center

- Texas Municipal League Intergovernmental Risk Pool (TML Risk Pool) has purchased and plans to redevelop the existing commercial building at 11th and Church, as their new headquarters
- Daily employee count on-site is roughly 185 people (Tuesday through Thursday)
- Facility will be called the Texas Municipal Center and also be home to the Texas Municipal League and meeting space that will be added onto the existing building

Texas Municipal Center

- With the new facility, they plan to host up to 50 plus events per year drawing 25-250 attendees per event
- Facility is located two blocks from the 9th and Main lot
- Garage would not only support their parking needs but provide excess parking for downtown on evenings and weekends

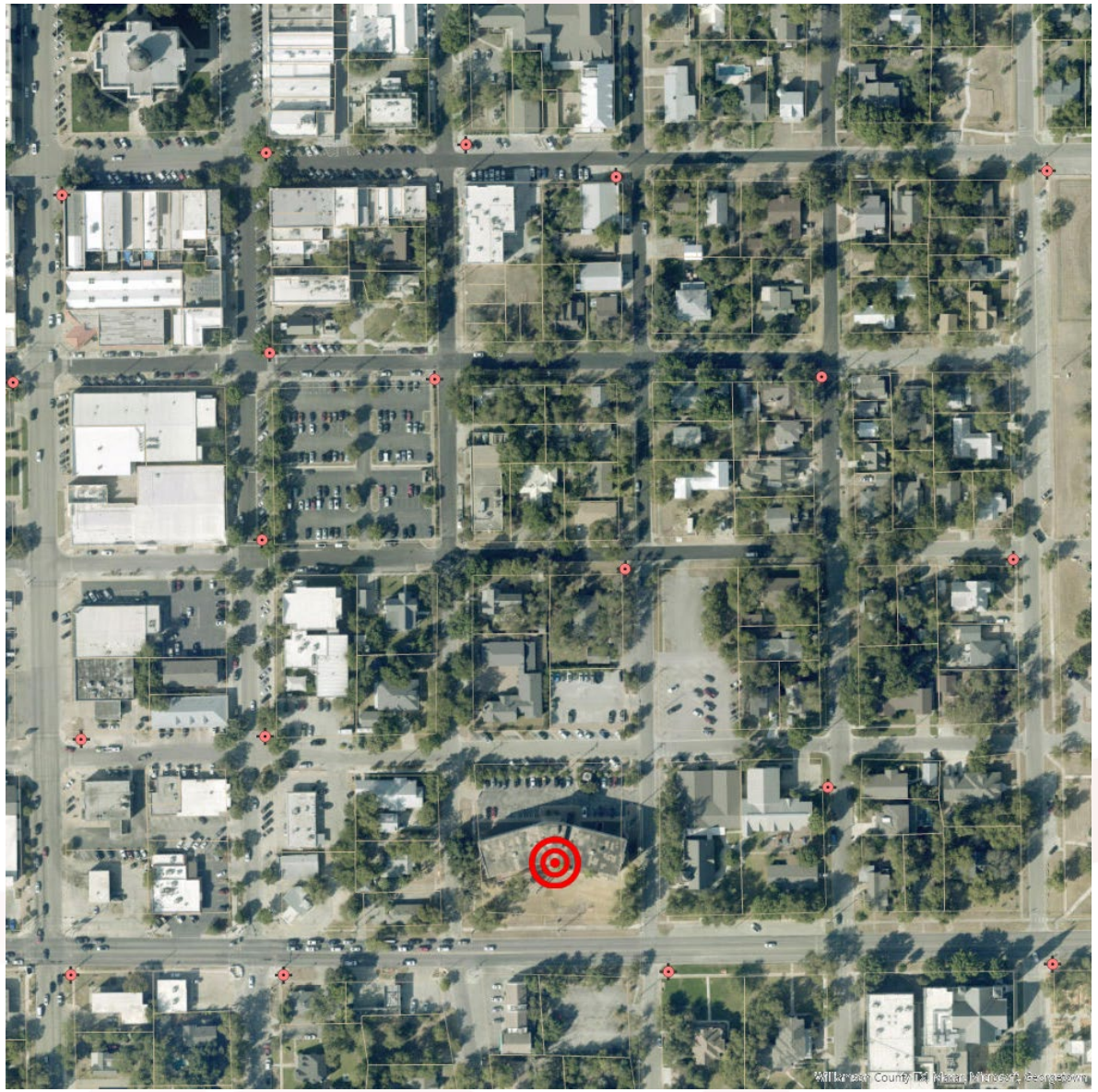

Potential Partnership for Garage at 9th and Main

GEORGETOWN
TEXAS

Proposed Garage Partnership

- TML Risk Pool would pay for five-sevenths (5/7) of 200 parking spaces in a new garage at 9th and Main / 10th and Church.
  - This proposal is based on them not utilizing any spaces during the weekends.
  - TML Risk Pool will also have parking in the lots across the street from their building.
- TML Risk Pool would design, permit and construct the garage, with the City through GTEC paying for the delta in cost and the City providing long-term maintenance of the garage.
- Parking easement would be executed, ensuring the City does not restrict parking or charge for parking in the garage between the hours of 8AM-5PM, Monday-Friday.
- Ground-floor retail shell space would be built along with the garage, at the City's discretion on amount and location of the space.

Parking During Construction

Parking During Construction

- During construction, the existing 134 parking spaces will be unavailable.
- The primary parking strategy during construction will focus on directing visitors and employees to utilize the 315-space Austin Avenue Parking Garage.
  - New wayfinding signage with emphasis on parking options will be installed this summer.
- The timing of the project aligns well with the relocation of Williamson County offices, which is expected to help reduce parking demand at the 9th & Main Street parking lot.
- City staff will also evaluate other potential solutions to mitigate parking concerns during construction.

Initial Conceptual Garage Options

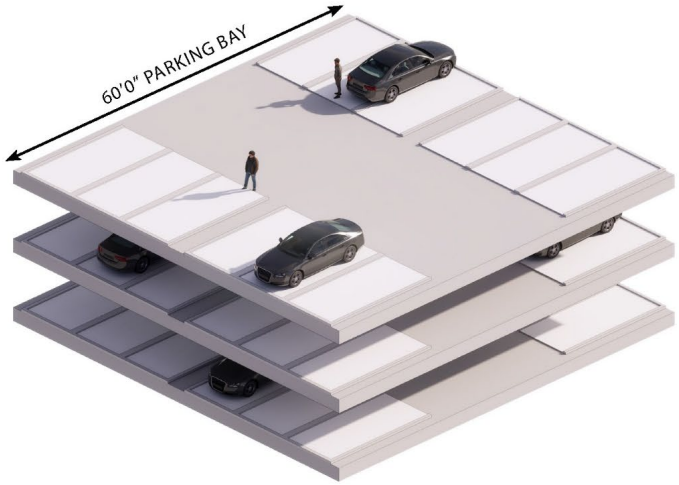

STANDARD 60' PARKING BAY

STANDARD STALL	(9'X18')
OVERSIZED STALL	NA
COMPACT STALL	NA
DRIVE AISLE	(24'-0")

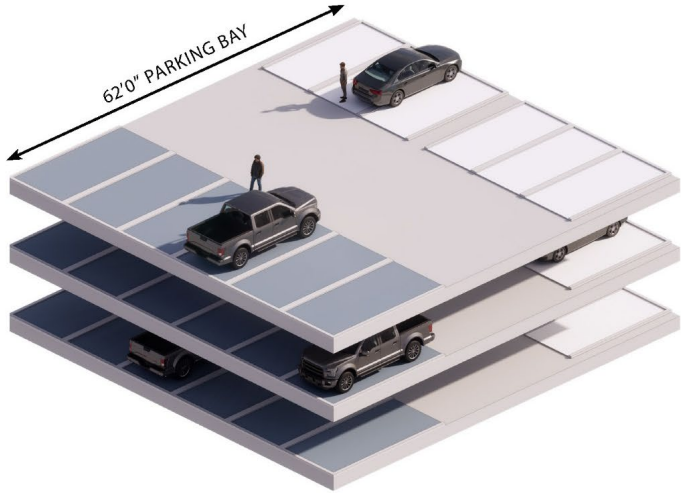

OVERSIZED 62' PARKING BAY

STANDARD STALL	(9'X18')
OVERSIZED STALL	(10'X20')
COMPACT STALL	NA
DRIVE AISLE	(24'-0")

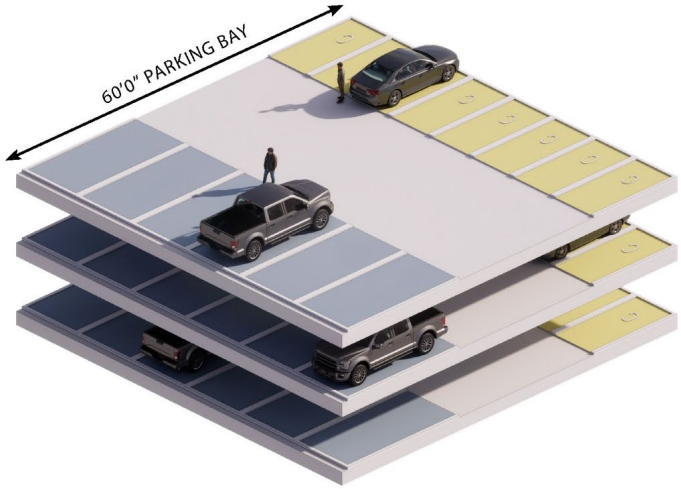

MODIFIED 60' PARKING BAY

STANDARD STALL	NA
OVERSIZED STALL	(10'X20')
COMPACT STALL	(7.5'X16')
DRIVE AISLE	(24'-0")

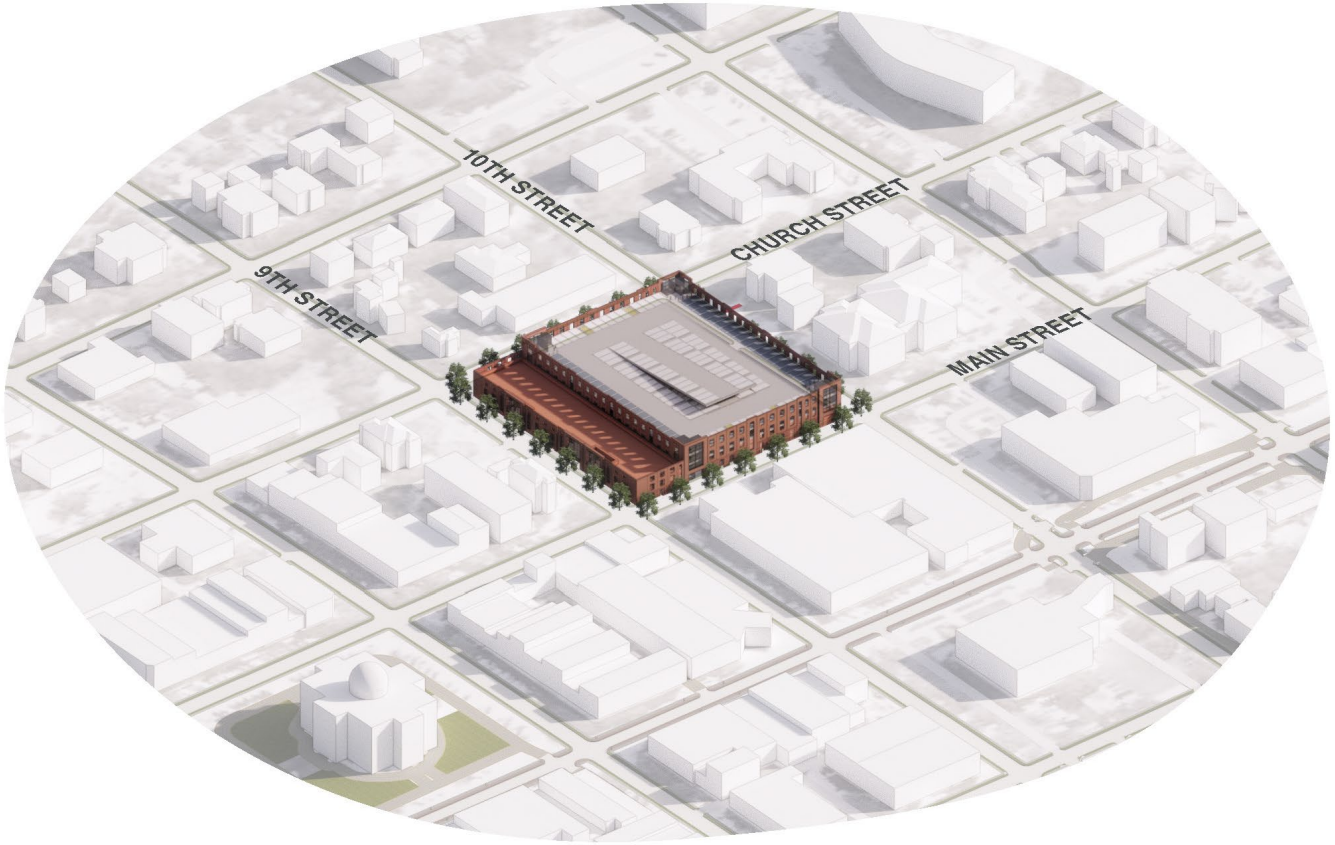

CONTEXT AXON VIEW

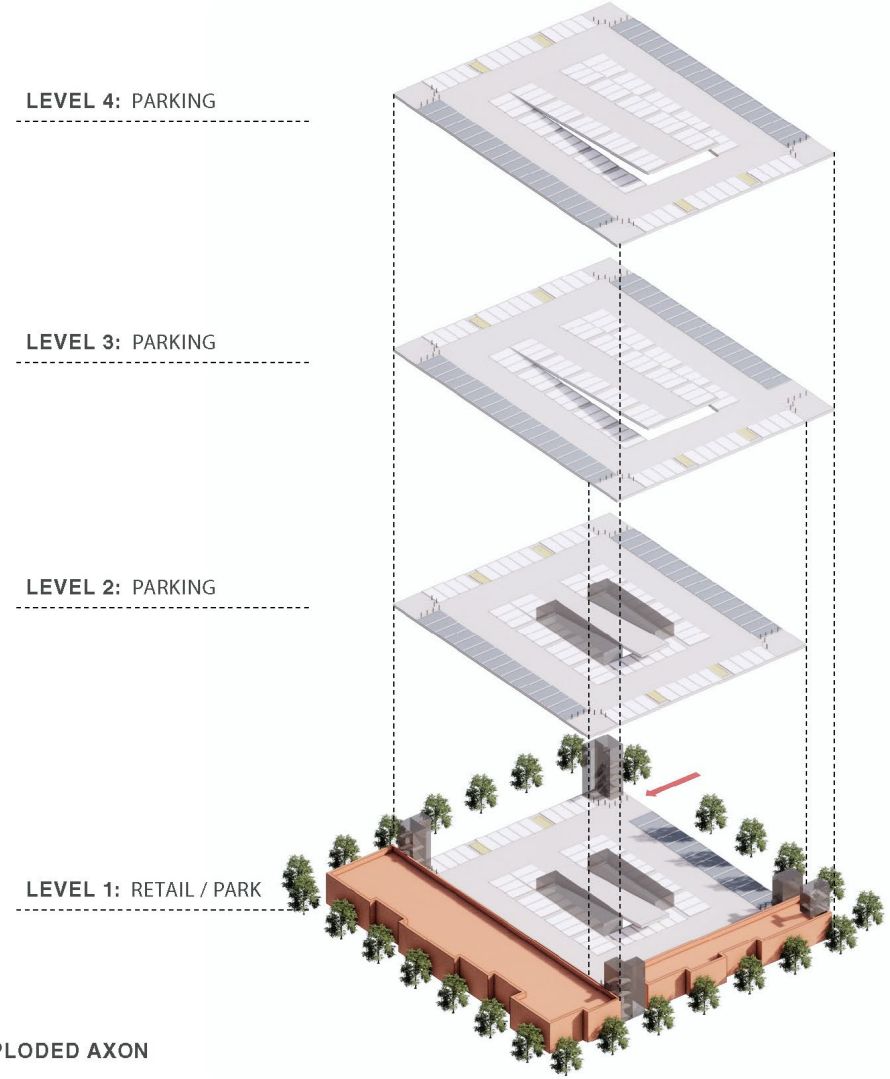

EXPLODED AXON

STANDARD STALL
OVERSIZED STALL
COMPACT STALL
RETAIL
PARKING

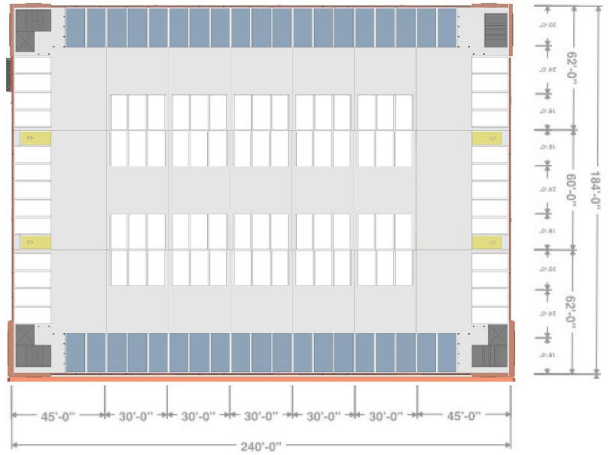

LEVEL 3-4: PARKING



SECTION: NINTH STREET



SECTION: MAIN STREET

STANDARD STALL
OVERSIZED STALL
COMPACT STALL
RETAIL
PARKING
SERVICE/ BIKE PARKING

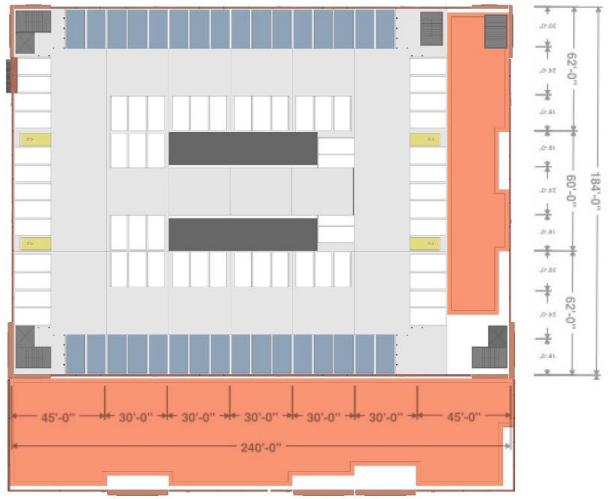

LEVEL 2: PARKING

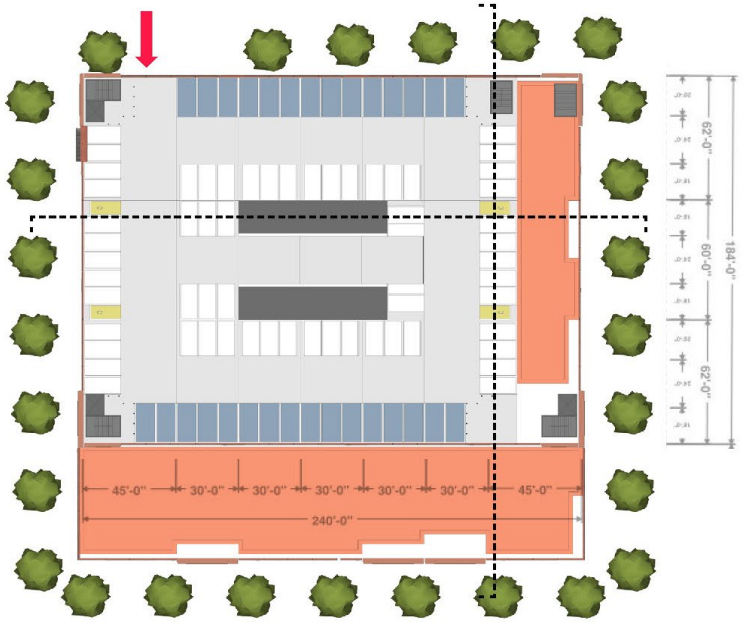

LEVEL 1: RETAIL / PARKING

OPTION 1: 4STORY GARAGE + MAIN/9TH RETAIL

* OVER-SIZED (10'-0"X20'-0") * STANDARD (9'-0"X18'-0") * COMPACT (7'6"X15'-0")

LEVEL	PARKING	HEIGHT	AREA
04	**128 stalls**	10'-0"	44,200 SF
STANDARD	86		
COMPACTS	38		
OVERSIZED	4		
03	**126 stalls**	10'-0"	44,200 SF
STANDARD	86		
COMPACTS	36		
OVERSIZED	4		
02	**98 stalls**	10'-0"	39,700 SF
STANDARD	62		
COMPACTS	32		
OVERSIZED	4		
01	**96 stalls**	12'-0"	39,700 SF
STANDARD	60		
COMPACTS	32		
OVERSIZED	4		
01 RETAIL			16,000 SF
TOTAL	448 stalls	42'-0"	**183,800 SF**
STANDARD	294		
OVERSIZED	138		
COMPACTS	16		

* SF PER STALL INCLUDES (PARKING SF/ NUMBER OF STALLS)

Net Addition of 314 Parking Spaces

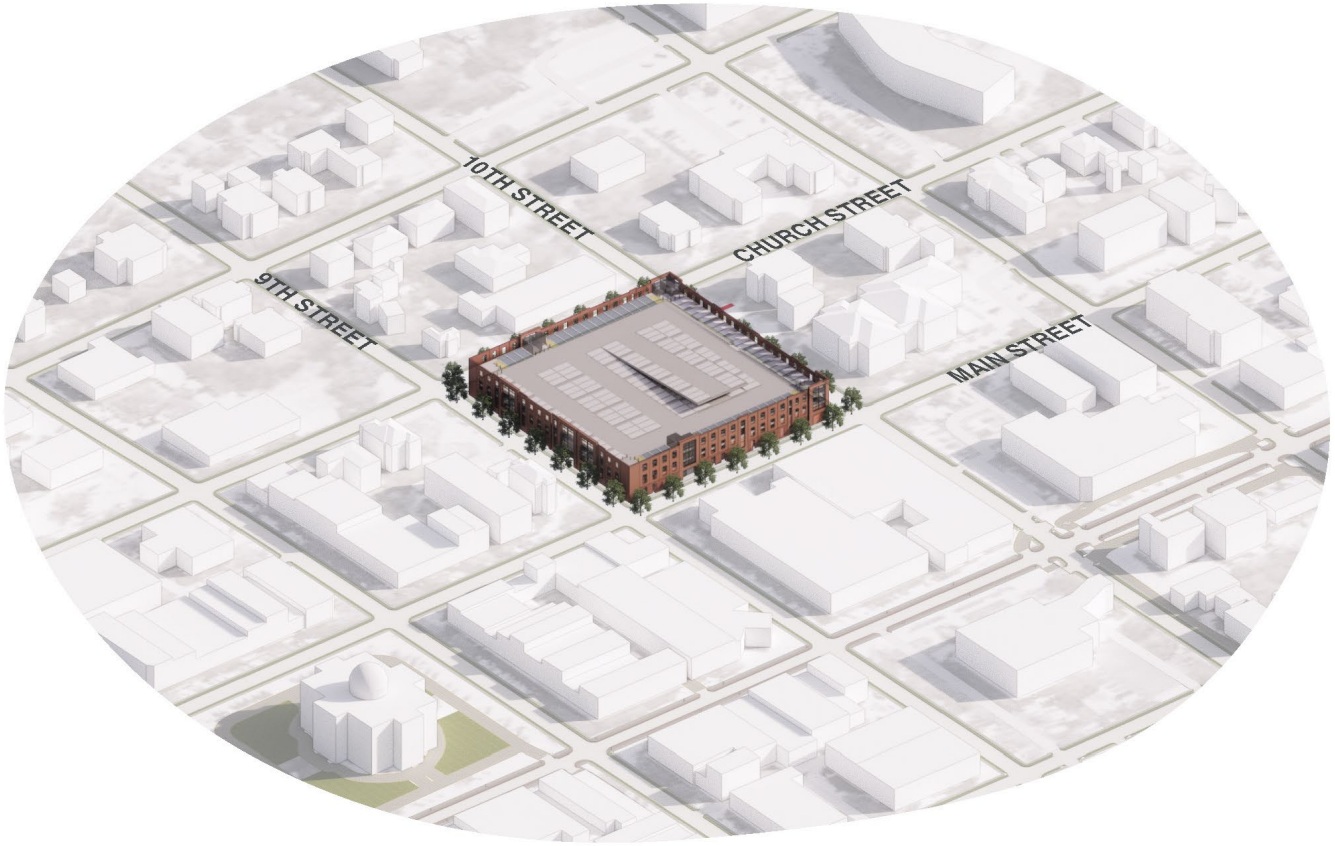

CONTEXT AXON VIEW

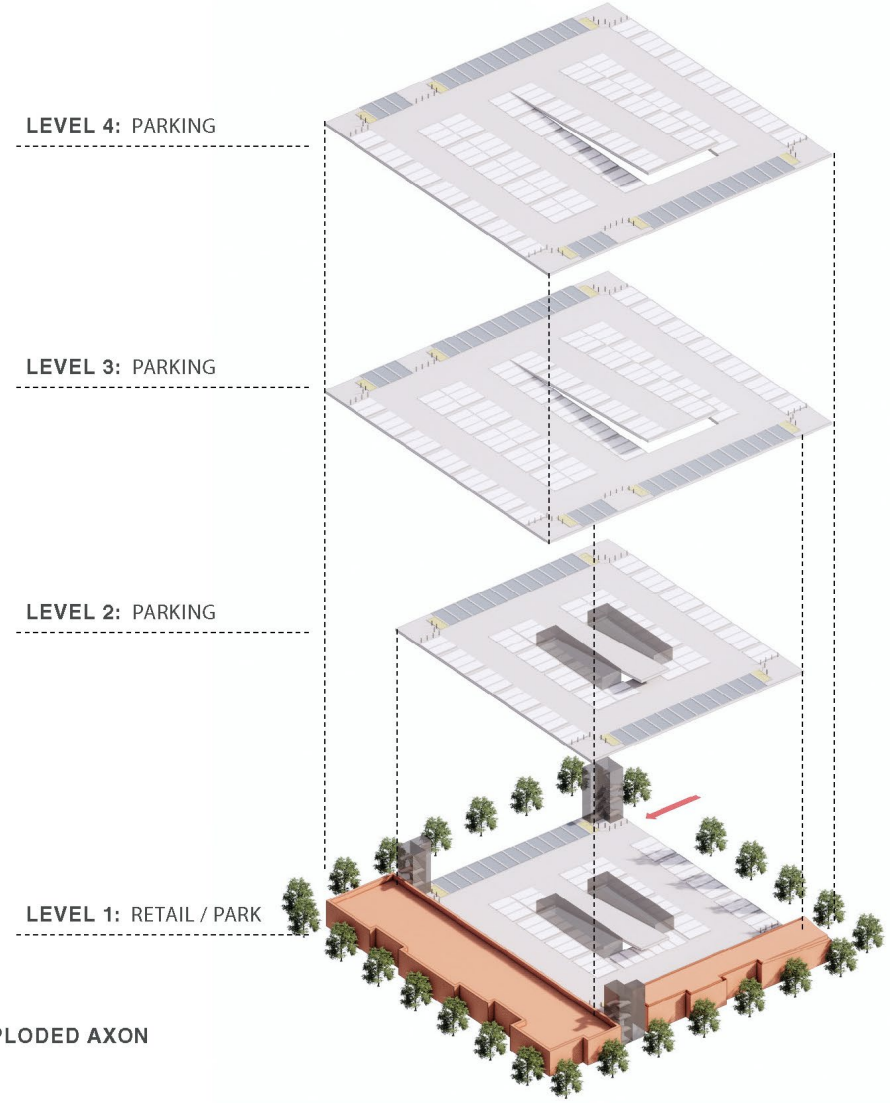

EXPLODED AXON

STANDARD STALL
OVERSIZED STALL
COMPACT STALL
RETAIL
PARKING

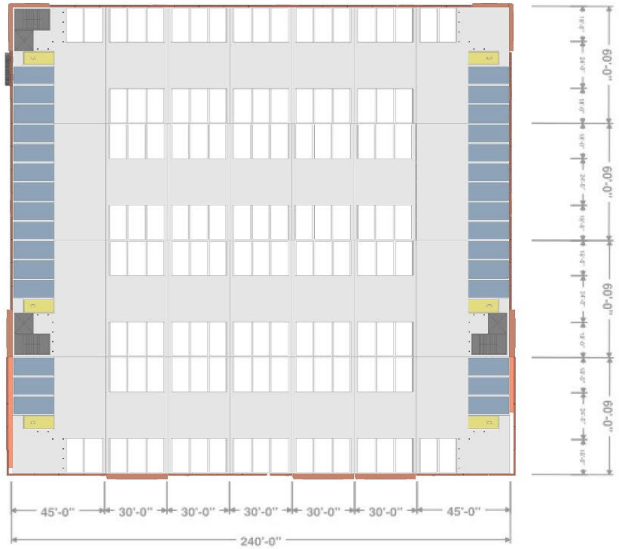

LEVEL 3-4: PARKING

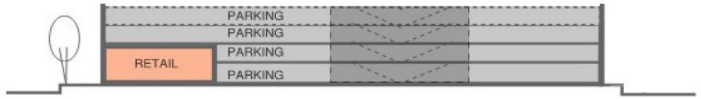

SECTION: NINTH STREET



SECTION: MAIN STREET

STANDARD STALL
OVERSIZED STALL
COMPACT STALL
RETAIL
PARKING
SERVICE/ BIKE PARKING

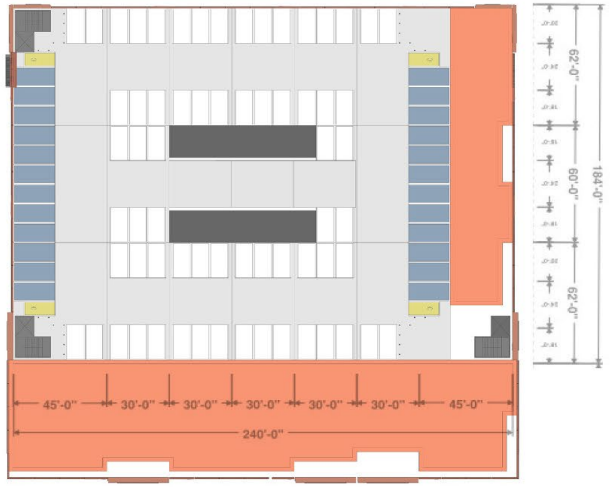

LEVEL 2: PARKING

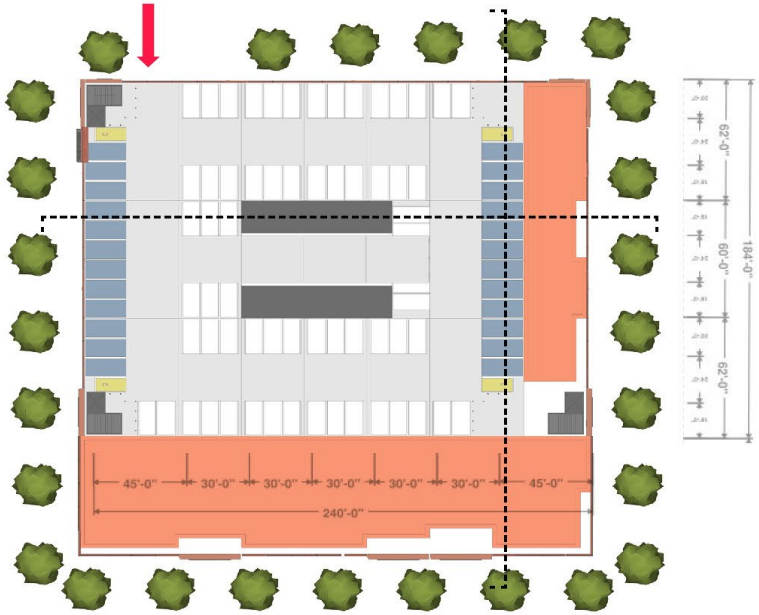

LEVEL 1: RETAIL / PARKING

OPTION 2: 4STORY GARAGE + MAIN/9TH RETAIL

* OVER-SIZED (10'-0"X20'-0") * STANDARD (9'-0"X18'-0") * COMPACT (7'6"X15'-0")

LEVEL	PARKING	HEIGHT	AREA
04	**164 stalls**	10'-0"	44,200 SF
STANDARD	128		
OVERSIZED	30		
COMPACTS	6		
03	**164 stalls**	10'-0"	44,200 SF
STANDARD	128		
OVERSIZED	30		
COMPACTS	6		
02	**94 stalls**	10'-0"	39,700 SF
STANDARD	66		
OVERSIZED	24		
COMPACTS	4		
01	**94 stalls**	12'-0"	39,700 SF
STANDARD	66		
OVERSIZED	24		
COMPACTS	4		
01 RETAIL			16,000 SF
TOTAL	**516 stalls**	**42'-0"**	**210,600 SF**
STANDARD	388		
OVERSIZED	108		
COMPACTS	20		

* SF PER STALL INCLUDES (PARKING SF/ NUMBER OF STALLS)

Net Addition of 382 Parking Spaces

OPTION 1: 3-BAY GARAGE + MAIN ST | 9TH ST RETAIL

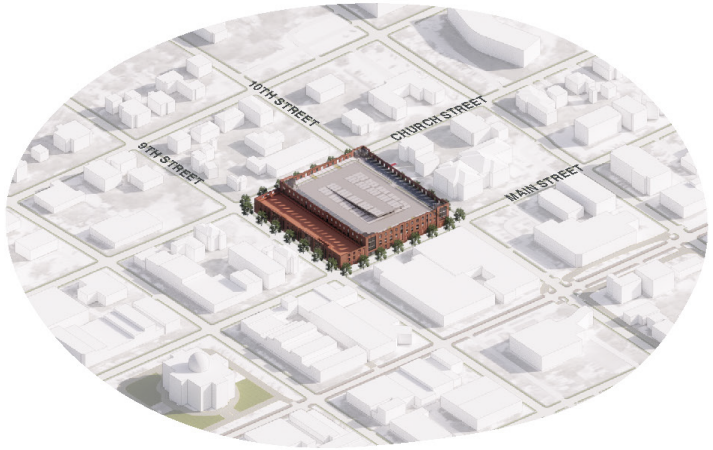

CONTEXT AXON VIEW

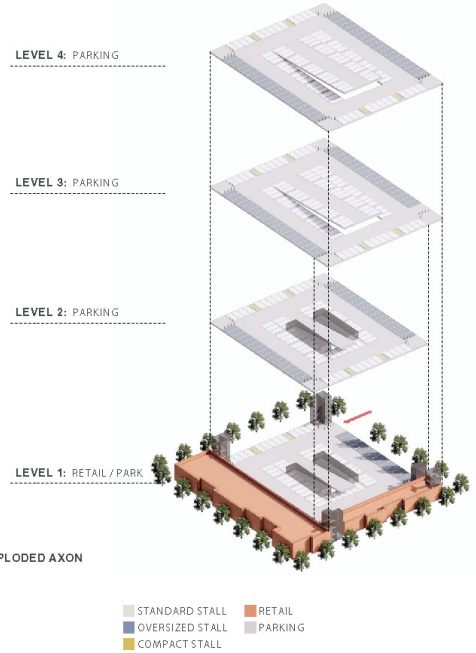

EXPLODED AXON

OPTION 2: 4-BAY GARAGE + MAIN ST | 9TH ST RETAIL

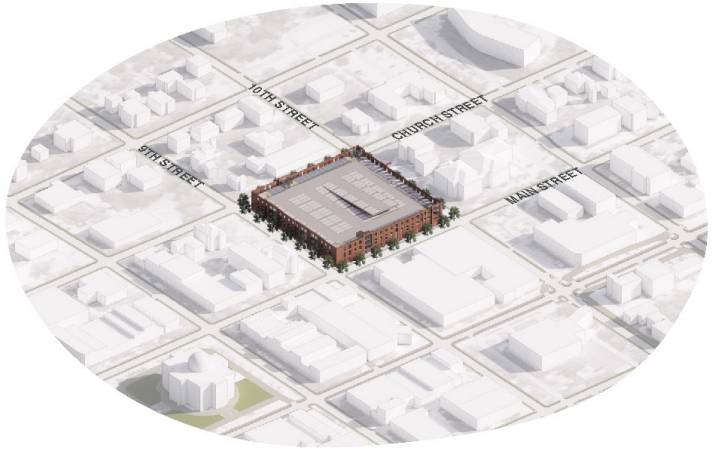

CONTEXT AXON VIEW

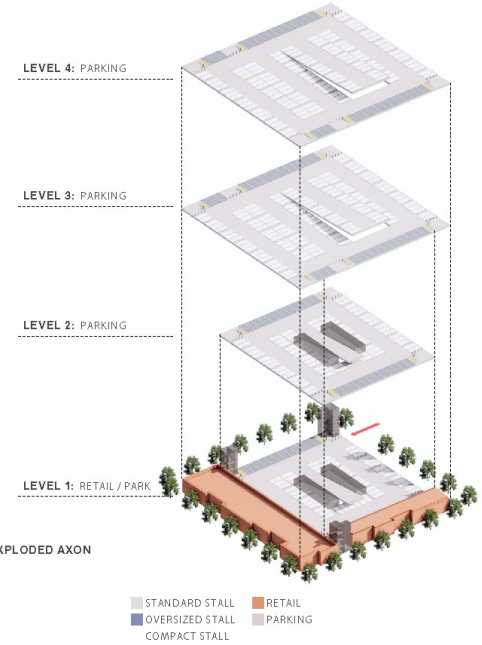

EXPLODED AXON

OPTIONS	PARKING ONLY						RETAIL 1	RETAIL 2	SITEWORK	ESCALATION	TOTAL	SOFT COST	SUBTOTAL	CONT @ 15%	TOTAL	Total / Space	@ 200 Spaces	CONTRIBUTION
Option 1 4-story	167,800sf	$ 115/sf	448sp	375sf/sp	$ 42,928/sp	$ 19,231,954	EXCLUDED	EXCLUDED	$ 988,598	$ 909,925	**$ 21,130,477**	$ 4,226,095	$ 25,356,572	$ 3,803,486	**$ 29,160,058**	$ 65,089	$ 13,017,883	**$ 9,298,488**
	Efficiency Garage + Retail			375sf/sp							**$ 47,166/sp**							
Option 2 4-story	198,400sf	$ 109/sf	516sp	384sf/sp	$ 42,088/sp	$ 21,717,580	EXCLUDED	EXCLUDED	$ 1,037,262	$ 1,023,968	**$ 23,778,810**	$ 4,755,762	$ 28,534,572	$ 4,280,186	**$ 32,814,758**	$ 63,594	$ 12,718,899	**$ 9,084,928**
	Efficiency Garage + Retail			384sf/sp							**$ 46,083/sp**							

Options for Retail Space

Garage Retail Space

- Initial concepts show the potential for retail space to be located on both 9th Street and Main Street:
  - 11,500 sq ft of retail space on 9th Street; located along the 9th Street Art Walk and across from Founder's Park and Grace Heritage
  - 4,500 sq ft of retail space on Main Street; providing shallower retail space which has been in demand downtown
- City could lease the retail space or sell the retail space, with leasing providing more control but bringing more short-term and long-term financial risk.
- If Council desires to sell the space, the goal would be to move forward with finding a buyer/buyers quickly to ensure they are able to participate in the design of the retail space prior to the garage moving to construction.

Council Feedback

Feedback Requested

1) Does Council support moving forward with the proposed partnership project, including the strategy for funding the City's portion of the project?

2) Does Council support TML Risk Pool taking the lead on designing, permitting and constructing the garage?

3) Does Council support moving forward with Conceptual Design Option #1?

4) What other feedback does Council have regarding the design of the garage?

5) Does Council support the concept of selling off the retail space and seeking potential buyers before construction begins?

City of Georgetown, Texas
City Council
May 26, 2026

SUBJECT:
Woodside In-city MUD Request

SUGGESTED ACTION:
Presentation, discussion and possible recommendations regarding the creation of an in-city Municipal Utility District (MUD) for the proposed Thompson Tract -- Cresta Lyons, Special Districts Program Manager

ITEM SUMMARY:
MK Madison, LP, MK Woodside Development, Inc. submitted a declaration of intent for a proposed project consisting of 162.50 acres in Georgetown's extraterritorial jurisdiction at the intersection of Ronald Reagan Blvd. and SH 195. The Woodside development has proposed an in-city Municipal Utility District, and this presentation is intended solely as an initial, preliminary introduction to the project.

FINANCIAL IMPACT:
None.

SUBMITTED BY:
Angela McBride, City Manager's Office

ATTACHMENTS:
MUD Policy Slide.pdf
Woodside Land Plan - Phasing_11x17 - current.pdf
Council Workshop - Woodside MUD Expansion - Thompson Tract (05-26-2026) FINAL.pdf

MUD Policy

Purpose

The City of Georgetown finds that the purpose of a Municipal Utility District (MUD) is to assist in closing the financial gap when a development is seeking to exceed minimum City standards, provide a robust program of amenities, and/or where substantial off-site infrastructure improvements are required that would serve the MUD and surrounding properties.

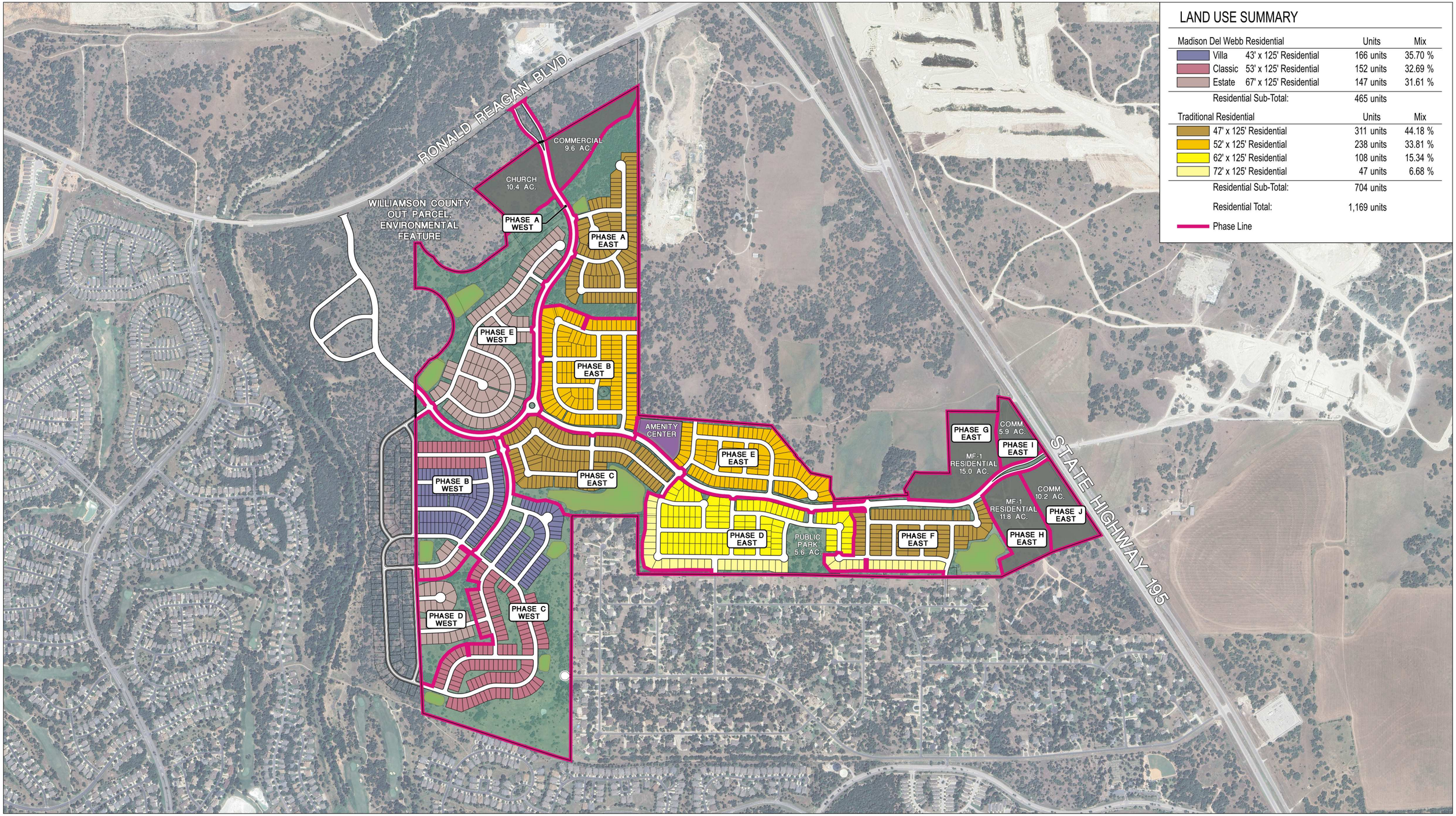

LAND USE SUMMARY

Madison Del Webb Residential		Units	Mix
Villa	43' x 125' Residential	166 units	35.70 %
Classic	53' x 125' Residential	152 units	32.69 %
Estate	67' x 125' Residential	147 units	31.61 %
	Residential Sub-Total:	465 units	

Traditional Residential	Units	Mix
47' x 125' Residential	311 units	44.18 %
52' x 125' Residential	238 units	33.81 %
62' x 125' Residential	108 units	15.34 %
72' x 125' Residential	47 units	6.68 %
Residential Sub-Total:	704 units	
Residential Total:	1,169 units	

Phase Line

BLAKE MAGEE CO

North

0 500 1000 1500

Scale: 1" = 1,000'
Revised: February 27, 2024

SEC Planning, LLC
Land Planning + Landscape Architecture + Community Branding

AUSTIN, TEXAS
t 512.246.7003 + f 512.246.7703
www.secplanning.com + info@secplanning.com

WOODSIDE LAND PLAN

SHEET FILE: J:\220051-BLMA\Cadfiles\PLANNING\Exhibits\Woodside Land Plan - Phasing.dwg

The developer has reserved the right, without notice, to make changes to this map and other aspects of the development to comply with governmental requireme and to fulfill its marketing objective.

Woodside MUD
Potential Expansion – Adding "Thompson Tract"

May 26, 2026 | City Council Workshop

GEORGETOWN TEXAS

Purpose

Staff is seeking Council's feedback and direction on whether to proceed with negotiations on a potential In-City MUD expansion for the land known as the Thompson Tract.

<u>Feedback requested</u>

- Based on what Council has seen, do you support staff moving forward with negotiating a MUD expansion?
  - If so, what would you like to see the developer bring back with their next version of a land plan and MUD proposal?
  - What other items would be important to include in the amended MUD consent agreement?

Location

- Northwest portion of ETJ
- Intersection of Ronald Reagan Blvd. and SH-195

Developer Request

- 162.50 acres currently located in the ETJ
- Request is to annex into city limits
- Annex into existing Woodside MUD
- Architectural standards to match current Sun City Del Webb product

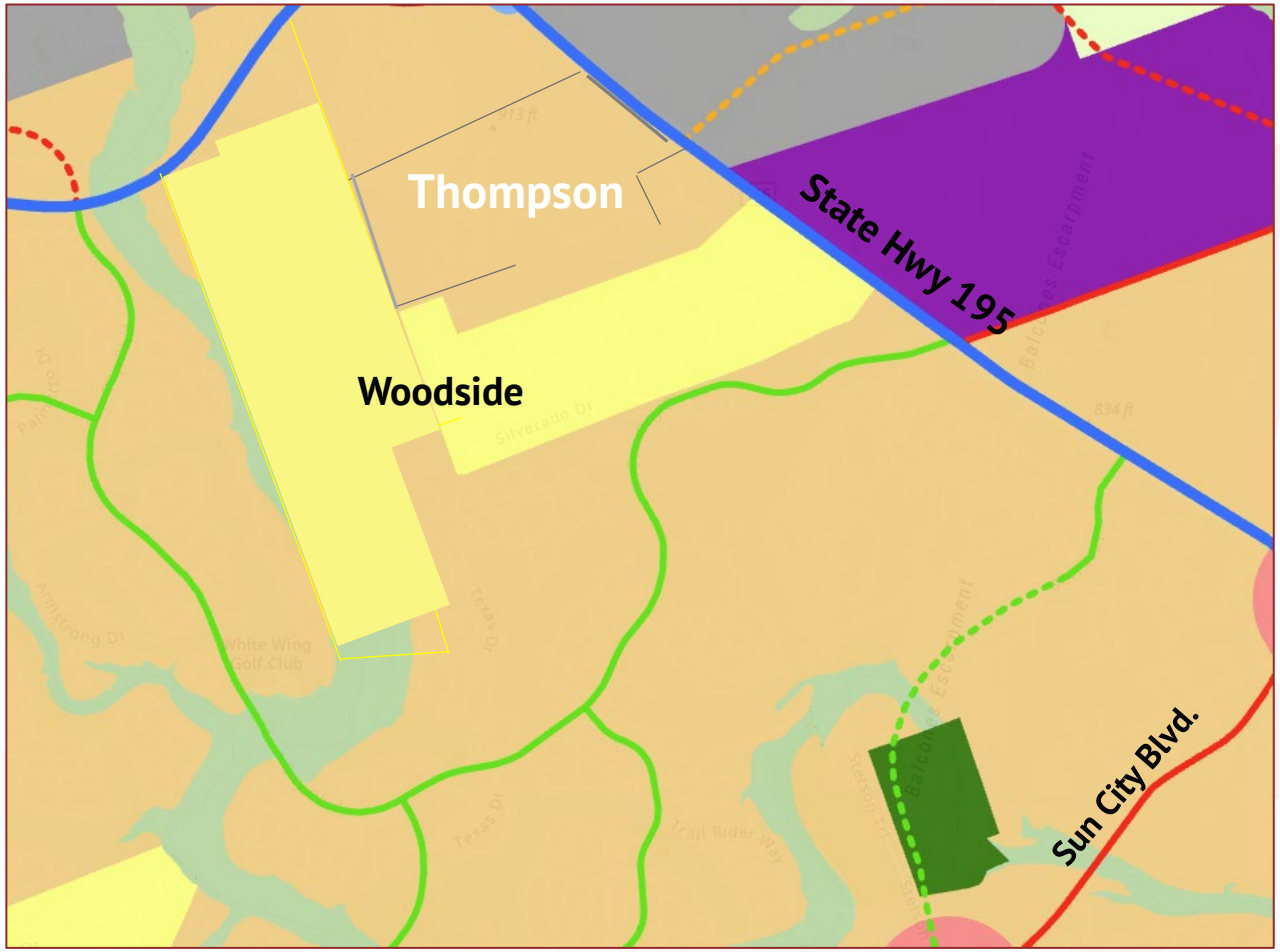

WOODSIDE

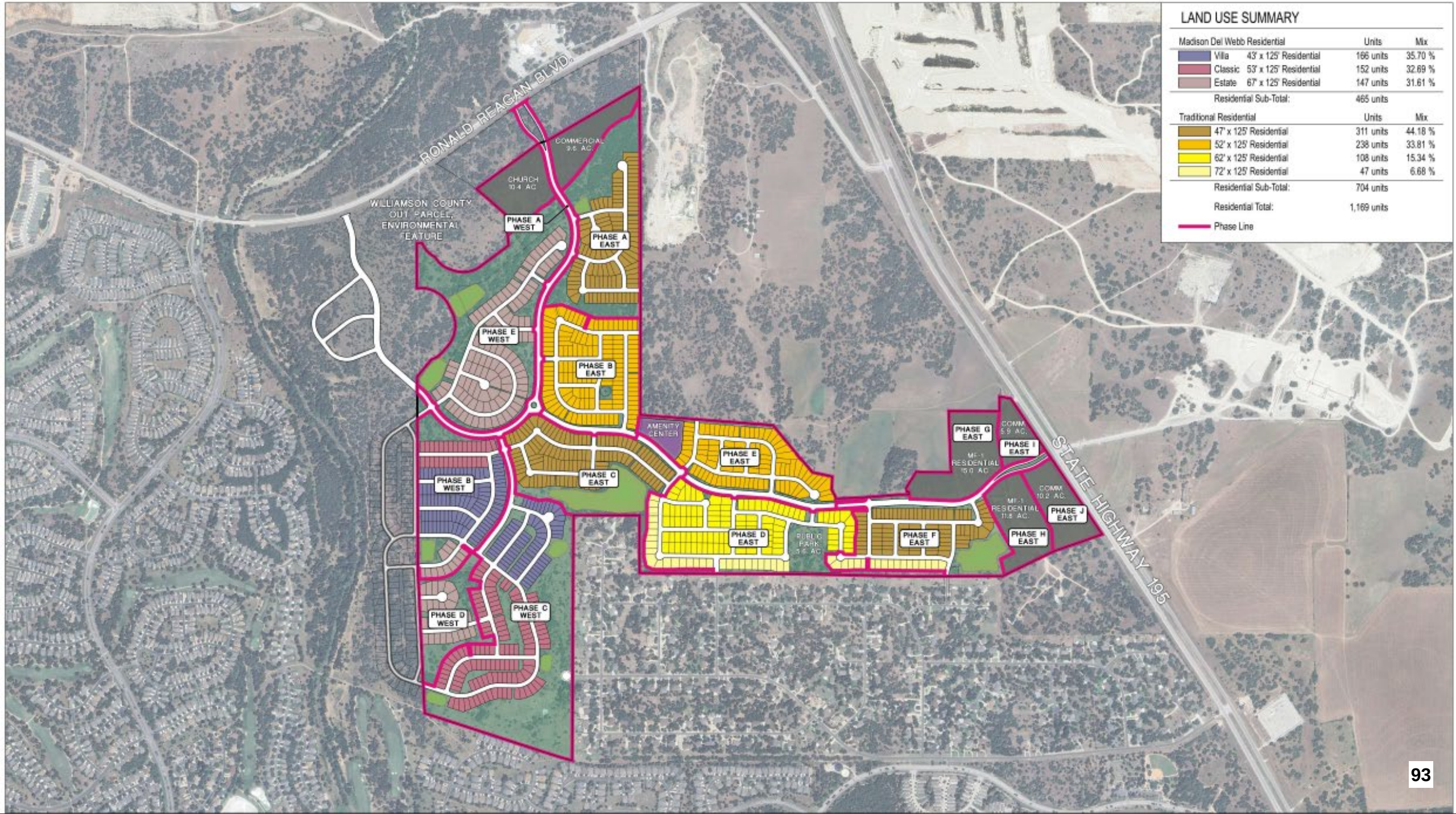

LAND USE SUMMARY

Madison Del Webb Residential		Units	Mix
Villa	43' x 125' Residential	166 units	35.70 %
Classic	53' x 125' Residential	152 units	32.69 %
Estate	67' x 125' Residential	147 units	31.61 %
	Residential Sub-Total:	465 units	

Traditional Residential	Units	Mix
47' x 125' Residential	311 units	44.18 %
52' x 125' Residential	238 units	33.81 %
62' x 125' Residential	108 units	15.34 %
72' x 125' Residential	47 units	6.68 %
Residential Sub-Total:	704 units	
Residential Total:	1,169 units	

Phase Line

LOTTING SUMMARY

Product type	Achieved Units	Mix
42ft x 125ft	84 units	16.12%
52ft x 125ft	305 units	58.54%
67ft x 125ft	132 units	25.34%
Total:	521 units	
Gross Site Area:	160.84 acres	
Gross Density:	3.24 du./ac.	

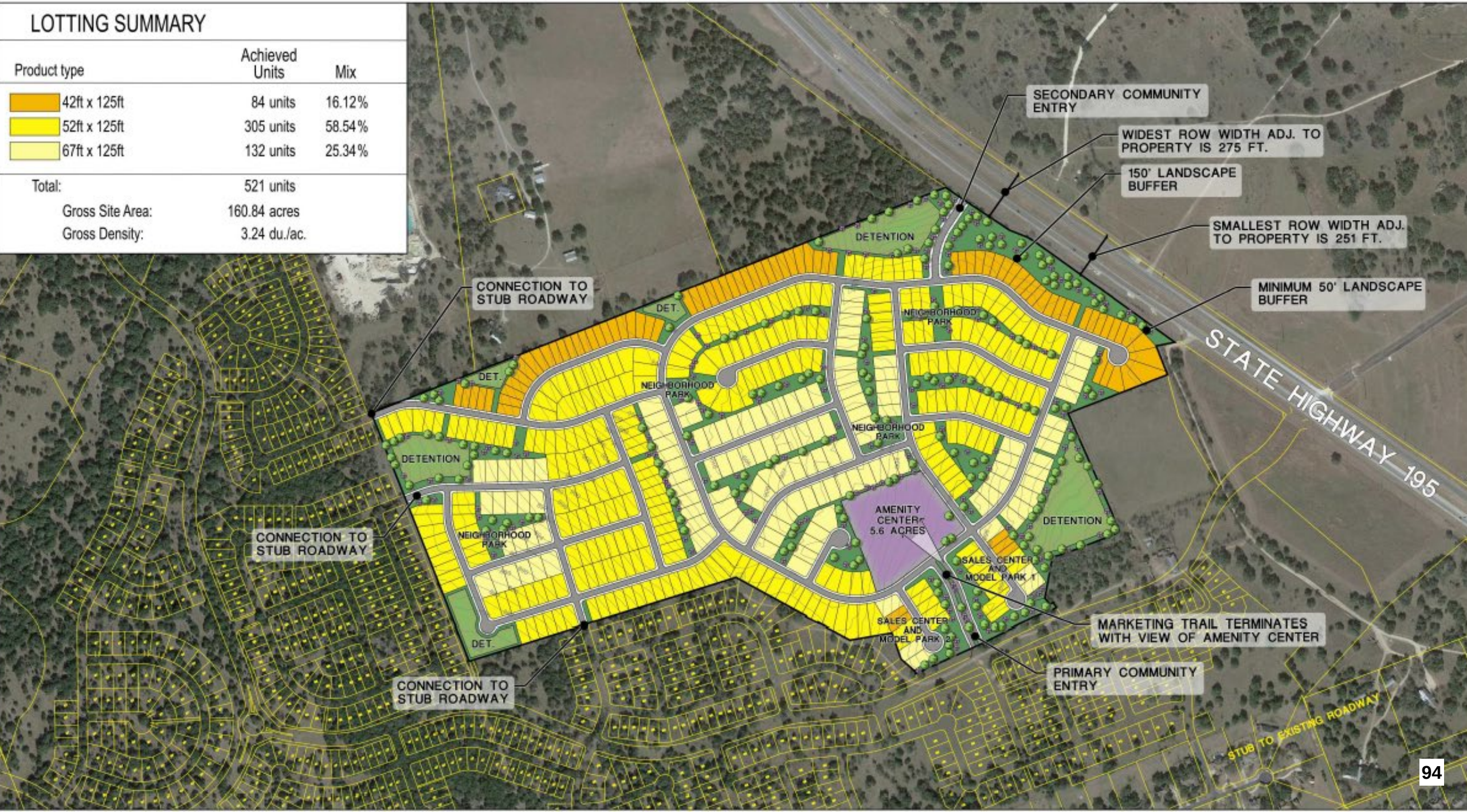

LOTTING SUMMARY

Product type	Achieved Units	Mix
42ft x 125ft	118 units	17.99%
52ft x 125ft	381 units	58.08%
67ft x 125ft	157 units	23.93%
Total:	656 units	
Gross Site Area:	193.67 acres	
Gross Density:	3.39 du./ac.	

MUD Policy Compliance
MUD Debt/Tax Rate Regulation

MUD Reimbursement Sought For:
➢ Wastewater infrastructure
➢ Water infrastructure
➢ Drainage Improvements
➢ Street Improvements
➢ Enhanced Parkland Improvements

MUD Policy Requirement	Woodside MUD 2
Maximum tax rate of $0.55 per $100 AV	$0.55
Maximum MUD Bond maturity = 25 yrs. after issuance	25 years
Bond Issuance Period (first to last bonds issued) = 10 years	10 years
Impact fees assessed at final plat	Impact fees assessed at final plat

Initial Staff Feedback

- **Connectivity –** Provide connection stubs to the North and East to neighboring properties
- **Entrance (Collector Road) –** Round-about instead of 4 way stop
- **Noise Mitigation –** Minimum 8-foot-tall masonry wall along SH-195 and adjacent commercial site
- **Water –** Developer to extend 18" water line along SH-195
- **Age-Restricted –** Request does not comply with Council's MUD policy regarding percentage of age-restricted housing, but this is connected to the existing Woodside section of Sun City

Feedback and Direction

Staff is seeking Council's feedback and direction on whether to proceed with negotiations on a potential In-City MUD expansion for the land known as the Thompson Tract.

<u>Feedback requested</u>

- Based on what Council has seen, do you support staff moving forward with negotiating a MUD expansion?
  - If so, what would you like to see the developer bring back with their next version of a land plan and MUD proposal?
  - What other items would be important to include in the amended MUD consent agreement?

City of Georgetown, Texas
City Council
May 26, 2026

SUBJECT:
FY27 Stormwater Cost of Service Study

SUGGESTED ACTION:
Presentation and discussion regarding the FY2027 Stormwater Cost of Service Study -- April Haughey, Public Works Assistant Director

ITEM SUMMARY:
Consultant Matthew Garrett of NewGen Strategies & Solutions will review the FY27 Stormwater cost of service study.

The Stormwater Cost of Service Study identifies the stormwater utility fund is facing growing financial pressure as operating costs and infrastructure needs continue to increase, particularly as the City addresses compliance requirements within the Edwards Aquifer Recharge Zone. Expenses are projected to more than double by FY31, while the current funding structure is not generating enough revenue to keep pace, resulting in the fund balance becoming negative by FY28. Additional infrastructure investments and updated Equivalent Residential Units (ERU) data further highlights the gap between current revenues and the long-term funding needed to maintain and improve the stormwater system.

FINANCIAL IMPACT:

SUBMITTED BY:
Karen Frost, Public Works

ATTACHMENTS:
GT Stormwater COS Council Presentation 05.26.2026.pdf

May 26, 2026

STORMWATER COST OF SERVICE STUDY
CITY OF GEORGETOWN, TX

NewGen Strategies & Solutions

© 2026 NEWGEN STRATEGIES AND SOLUTIONS, LLC

KEY POINTS

Summary of findings from this rate study

Key Points

- The City's rate has been $6.50 per ERU since 2015
- O&M costs rise from $2.8M (FY26) to $6.8M (FY31)
  - 20% average annual increase
  - Compliance within Edwards Aquifer Recharge Zone (EARZ)
- $15.7M in capital investment planned through FY31
- Fund balance turns negative in FY28 at current rates
- Impervious cover study results would add 2,980 non-residential ERUs based on implementation
- Proposed rates
  - $6.50/ERU (FY26) → $8.50/ERU (FY27) → $10.50/ERU (FY29)

© 2026 NEWGEN STRATEGIES AND SOLUTIONS, LLC

EDWARDS AQUIFER RECHARGE ZONE

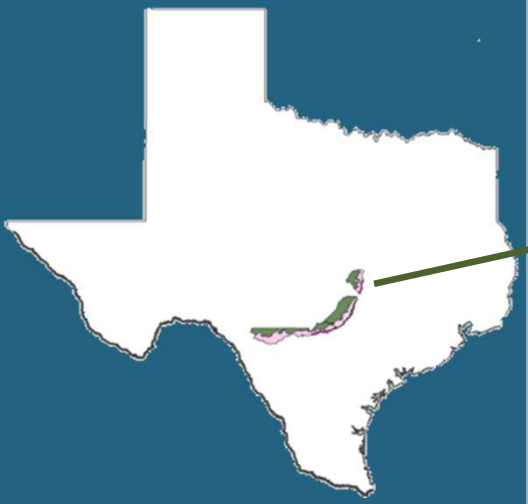

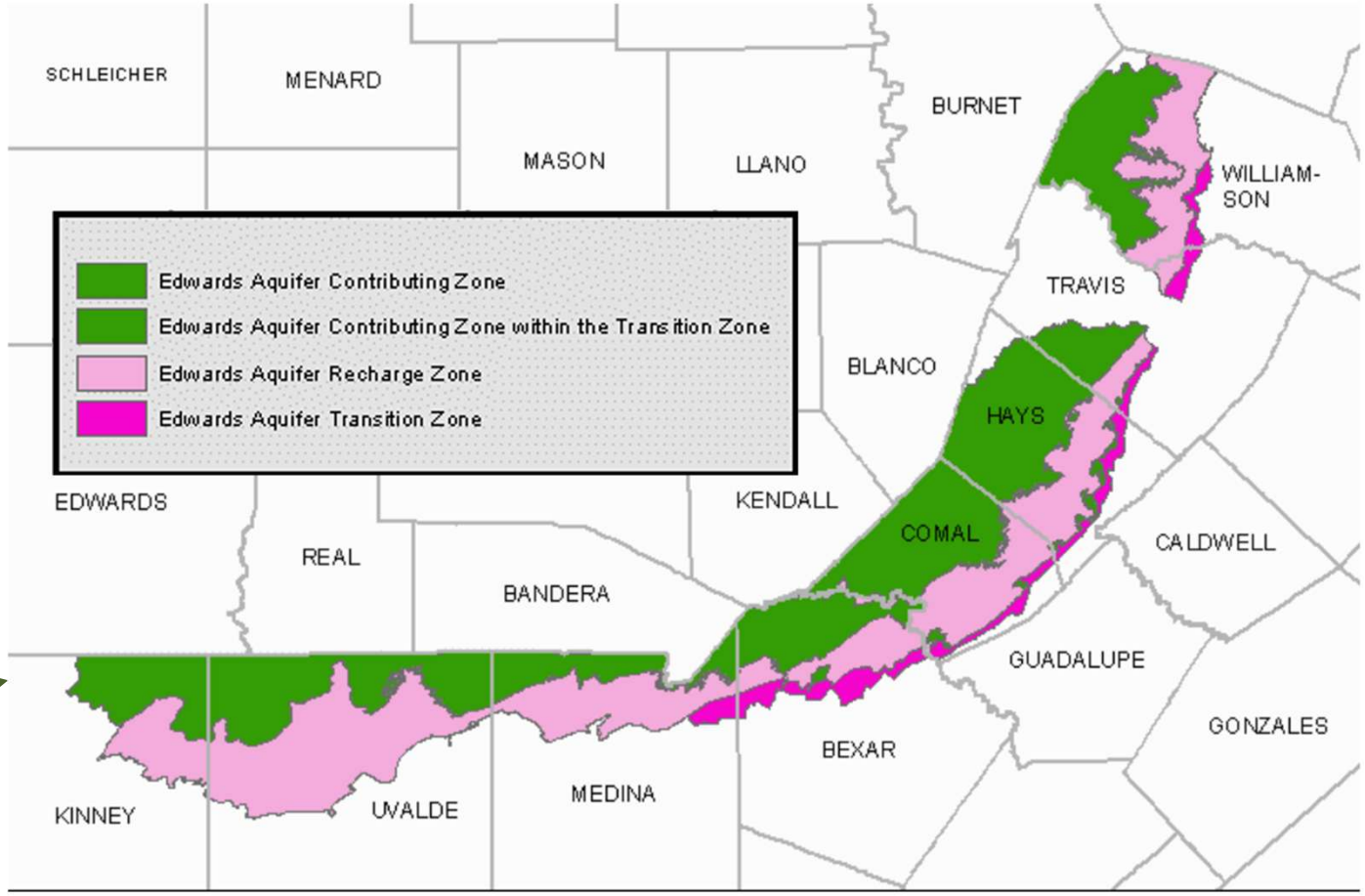

Image from TCEQ website: https://www.tceq.texas.gov/gis/metadata/edw_utm27_met.html

© 2026 NEWGEN STRATEGIES AND SOLUTIONS, LLC

REGIONAL BILL COMPARISON

Current Rates

8,000 sq ft lot size and 2,808 sq ft for residential

33,035 sq ft lot size and 28,808 sq ft impervious area for commercial properties

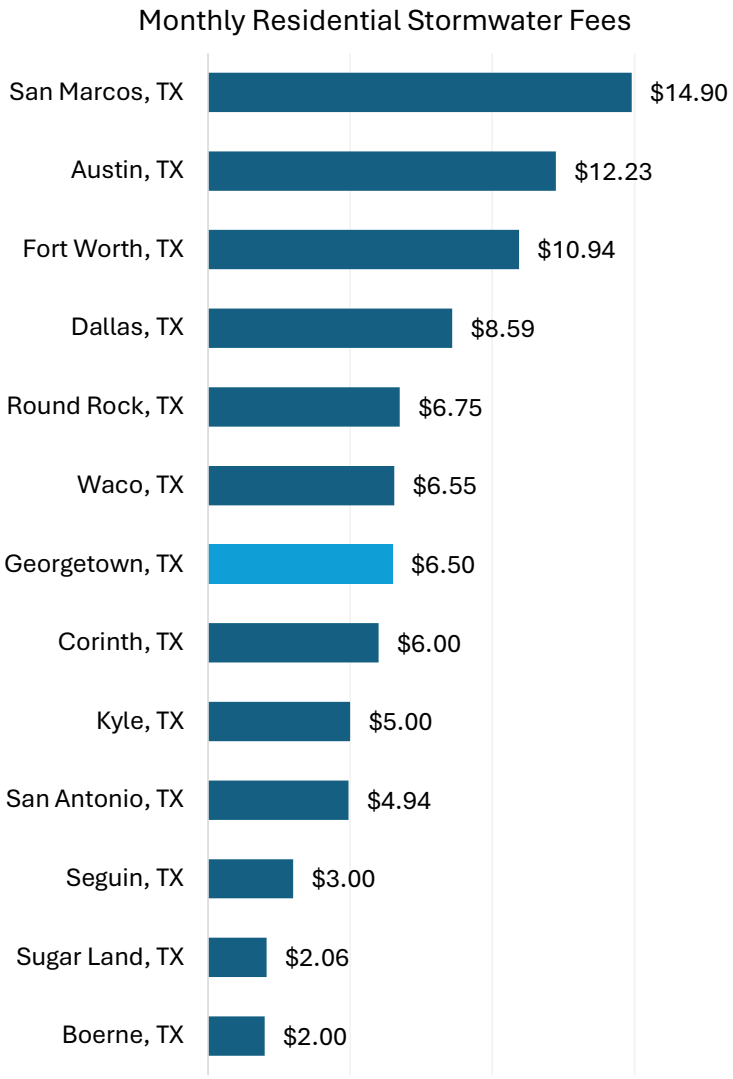

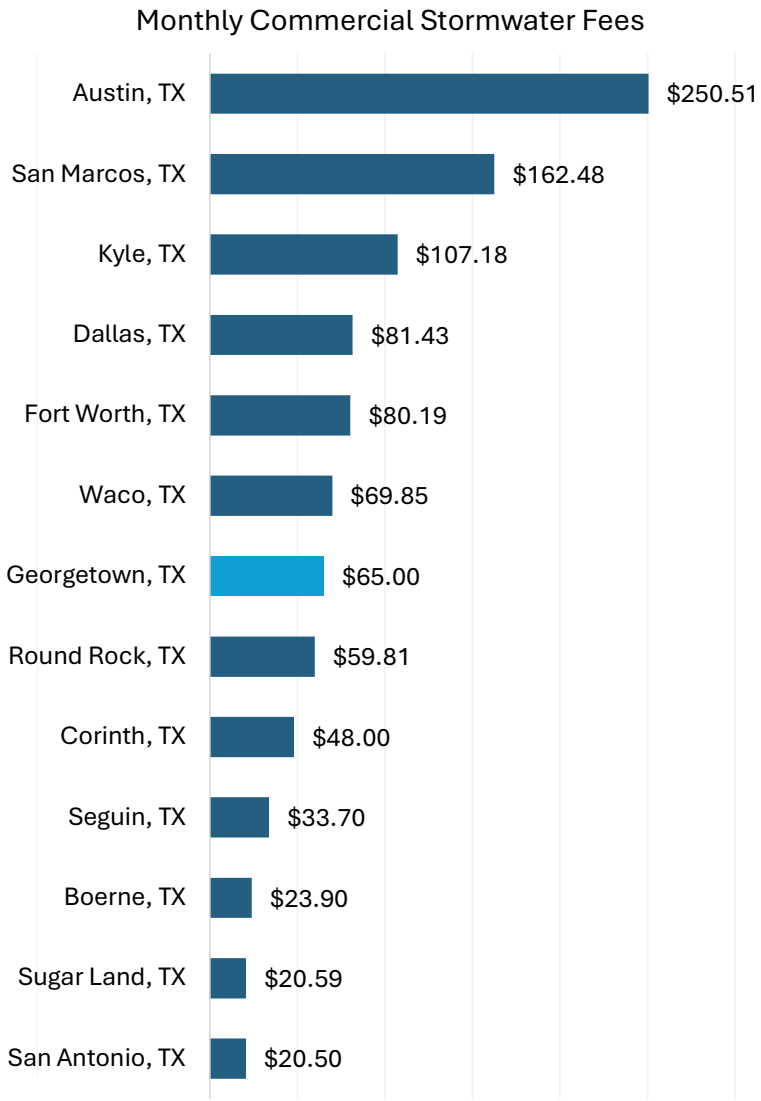

© 2026 NEWGEN STRATEGIES AND SOLUTIONS, LLC

KEY ASSUMPTIONS

Assumptions used to produce five-year cost forecast

Key Assumptions

- Starting point is the City's preliminary FY27 budget
- Inflation:
  - General inflation - 2.9% per year (Municipal Cost Index, 20-year average)
  - Earthwork inflation - 4.65% per year (Highway Cost Index Report, 10-year average)
  - Salary increases - 5.0% with benefit cost increase at 8.0% per year
  - Fuel cost increases averaging 2.3% per year
- New O&M programs:
  - Jellyfish device inspection program beginning FY27
  - Private Stormwater infrastructure inspection program required by TCEQ in FY27
  - Adding 22 new positions from FY27–FY31
- $12.3M in stormwater CIP to be future debt funded through FY31
- Customer growth:
  - Residential ERUs growing by an average of 2,580 ERUs per year until FY31
  - Commercial ERUs growing by an average of 1,900 ERUs until FY31

© 2026 NEWGEN STRATEGIES AND SOLUTIONS, LLC

MAJOR COST DRIVERS

Stormwater Fund cost drivers through FY31

Excludes use of bond proceeds

- Georgetown's stormwater O&M costs are projected to increase at an average annual rate of 20% over the next five years
- This is driven primarily by new device inspection and maintenance programs, additional staff, and expanded capital investment

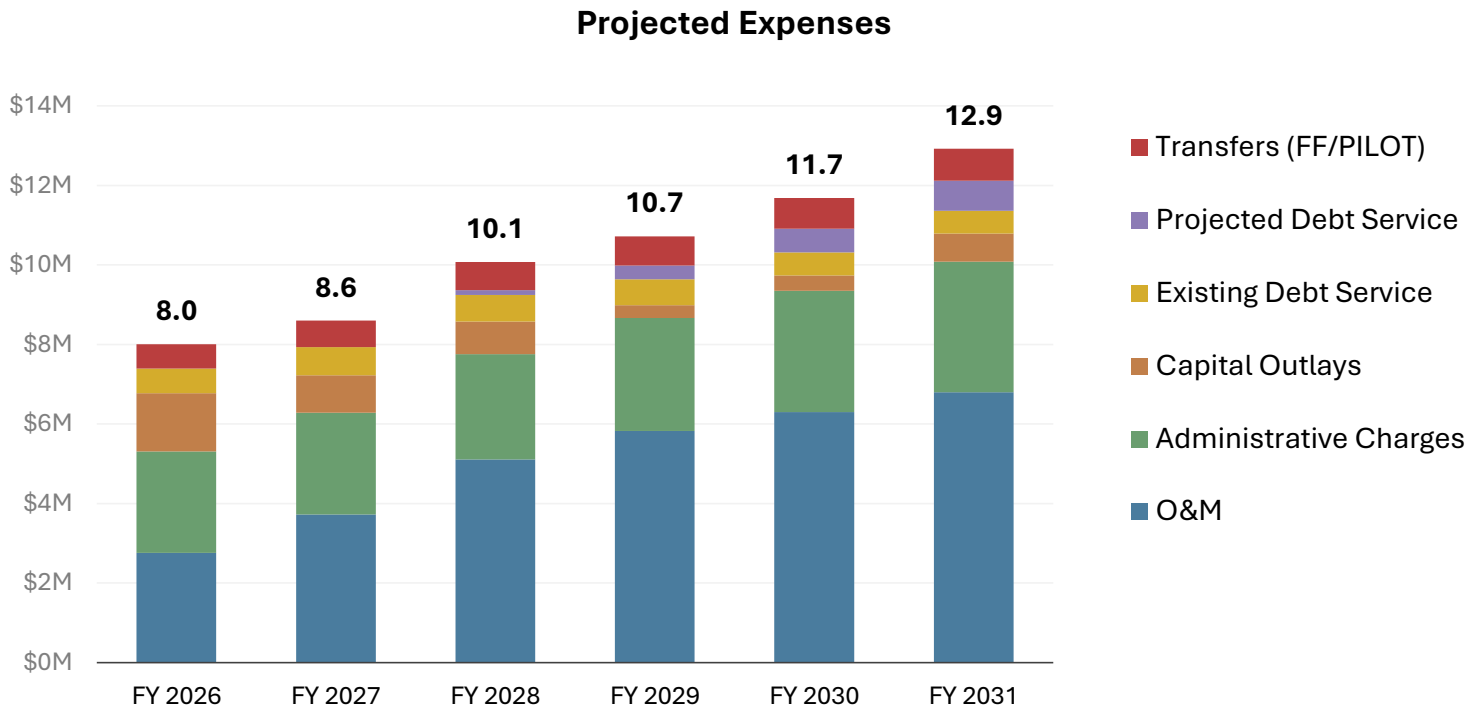

© 2026 NEWGEN STRATEGIES AND SOLUTIONS, LLC

NEW STAFFING

Additional positions FY27–FY31

Based on the Stormwater Strategic Plan adopted July 2024

Supports expanded O&M programs

- 22 new FTEs are proposed through FY31
- New staffing costs grow from $438K in FY27 to $2.3M by FY31

Position	FY27	FY28	FY29	FY30	FY31
Light Equipment Operator	3	3	4		
Field Engineer	1				
Stormwater Inspector	1				1
SW Infrastructure Inspector		1			
Stormwater Foreman		1			
Stormwater Analyst		1			1
Heavy Equipment Operator			1		
Superintendent			1		
Manager				1	
GIS		1			
Coordinator				1	
New FTEs (added)	**+5**	**+7**	**+6**	**+2**	**+2**
Annual Added Staffing Cost	**$438K**	**$810K**	**$534K**	**$254K**	**$232K**
Cumulative Annual Staffing Cost	**$438K**	**$1.2M**	**$1.8M**	**$2.0M**	**$2.3M**

© 2026 NEWGEN STRATEGIES AND SOLUTIONS, LLC

VEHICLE & EQUIPMENT

Vehicles tied to each staff group as positions are added FY27–FY31

- $2.3M in vehicles and equipment phased FY27–FY31, aligned with staffing additions and field operations buildout.

FY27	FY28	FY29	FY30	FY31
Vacuum Truck $580K On-Call Vehicle $90K	F-350 Utility Truck $110K F-150 Trucks (3×) $204K	F-350 Utility Truck $110K F-150 Truck $68K Tandem Truck $160K Skid Loader $100K Equipment Trailer $30K Cat 305 Mini $172K	6-Yard Dump Truck $145K Equipment Trailer $30K	Tymco Street Sweeper $400K F-150 Truck $68K
$670K	$314K	$640K	$175K	$468K

© 2026 NEWGEN STRATEGIES AND SOLUTIONS, LLC

DEVICES

Active and planned stormwater quality devices requiring annual inspection and maintenance

- Georgetown currently uses Jellyfish, Stormtrooper, and Stormceptor water quality devices per EARZ guidance

Stormtrooper

Jellyfish

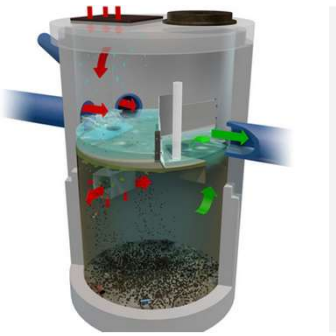

Stormceptor

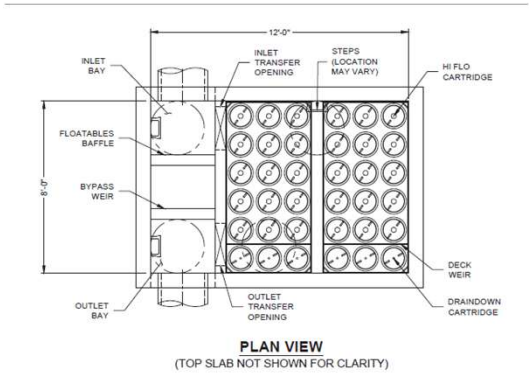

Jellyfish – Plain View – DB Woods

© 2026 NEWGEN STRATEGIES AND SOLUTIONS, LLC

DEVICE PROGRAM

Active and planned stormwater quality devices requiring annual inspection and maintenance

Device maintenance of Jellyfish per manufacturer guidelines starts in FY27

- 37 in service now with 20 additional devices coming online in FY27
- Inspection only in FY26 is $81K
- Inspections and maintenance FY27 costs of $523K per year, ramping up as more devices become active

Device Type	Active FY26	Added FY27	Total FY27+
Jellyfish	10	+9	19
Stormtrooper	15	+9	24
Stormceptor	12	+2	14
TOTAL DEVICES	37	+20	57
Device Program Cost	$81K	$523K	$863K

© 2026 NEWGEN STRATEGIES AND SOLUTIONS, LLC

CARTRIDGE AND INSPECTION COST

Device maintenance of Jellyfish per manufacturer guidelines

- Cartridge replacement costs are smoothed out to $86K per year
- Private stormwater infrastructure inspection costs increasing in FY28 by $70K per year

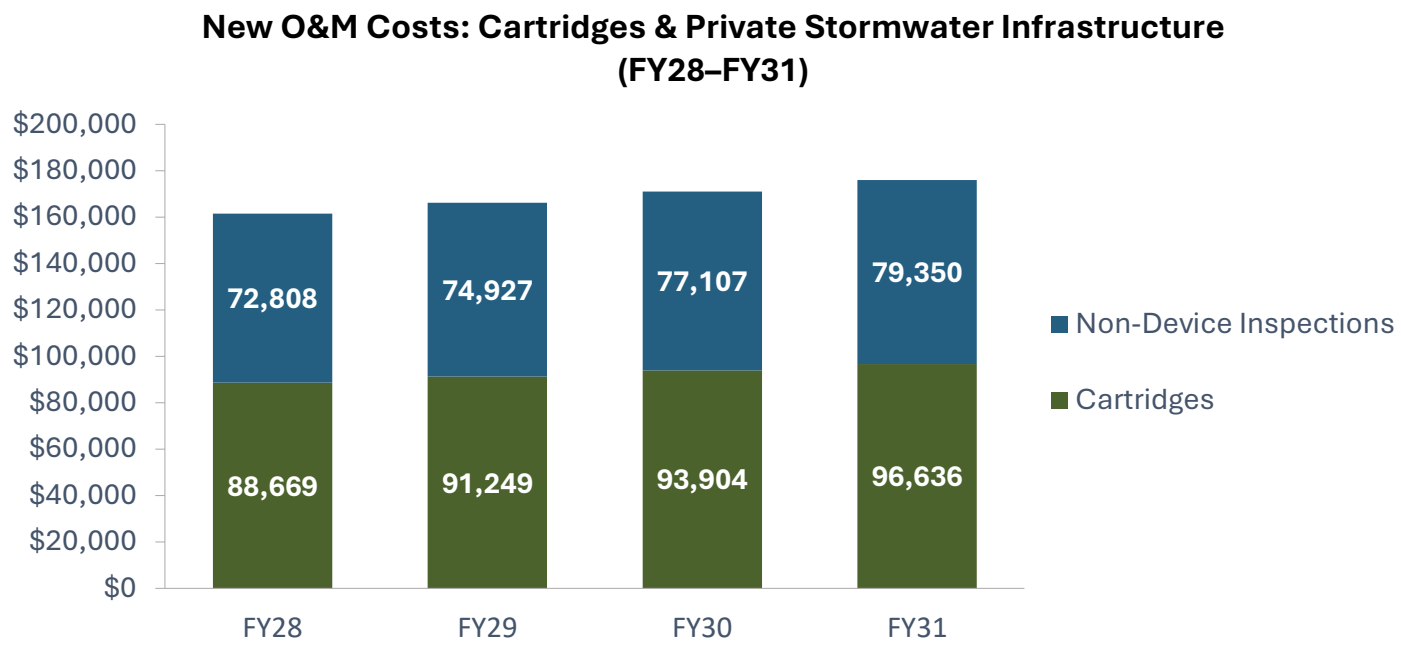

© 2026 NEWGEN STRATEGIES AND SOLUTIONS, LLC

CAPITAL PROJECTS

Projected Capital Improvement Projects

- Total capital project costs of $15.7M are anticipated by FY31
- Most of these costs ($12.3M) to be financed through new debt issuances
- Key projects include Curb & Gutter and Smith Branch Waterway

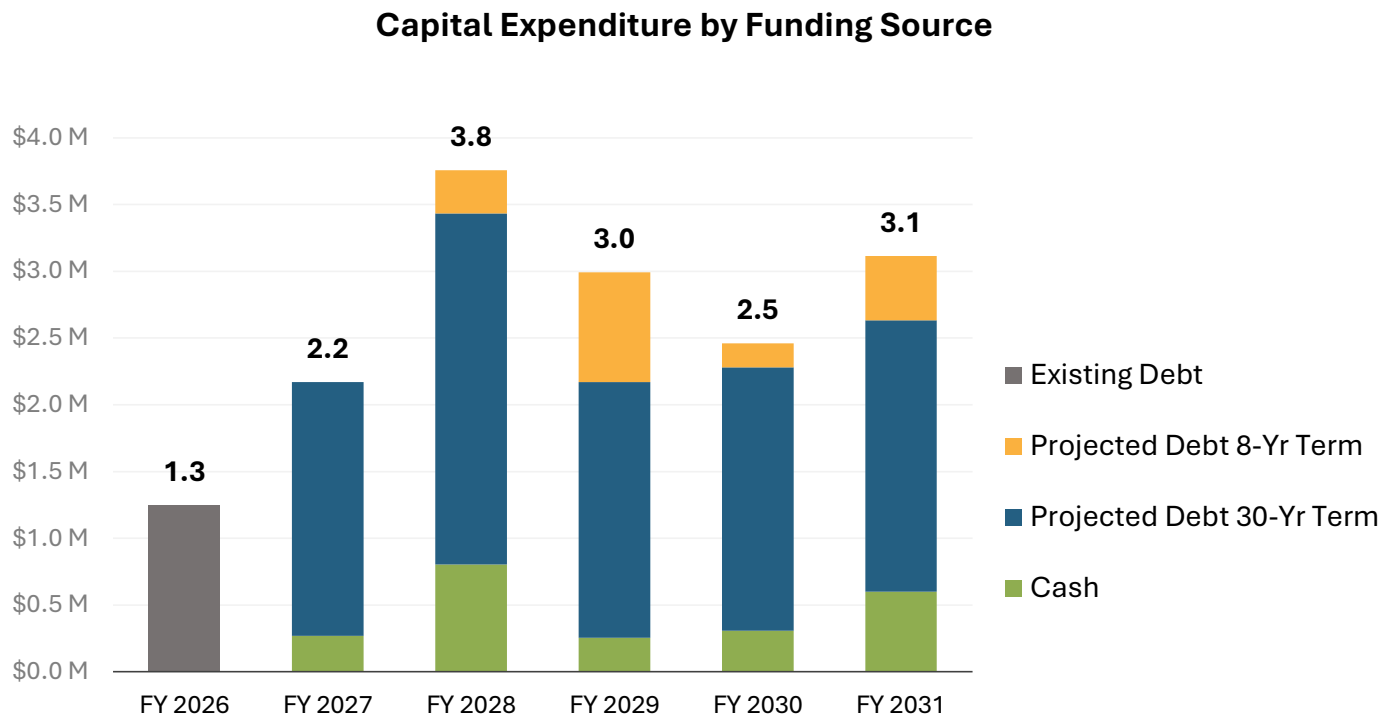

© 2026 NEWGEN STRATEGIES AND SOLUTIONS, LLC

REVENUE & EXPENSES

Revenue sufficiency under current rates

- Current stormwater rates are insufficient to cover expenses beginning in FY26

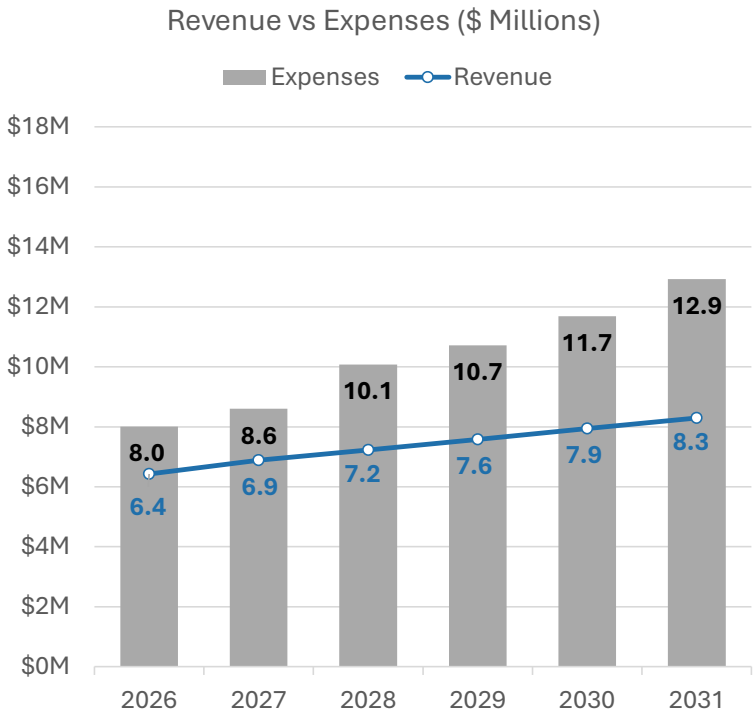

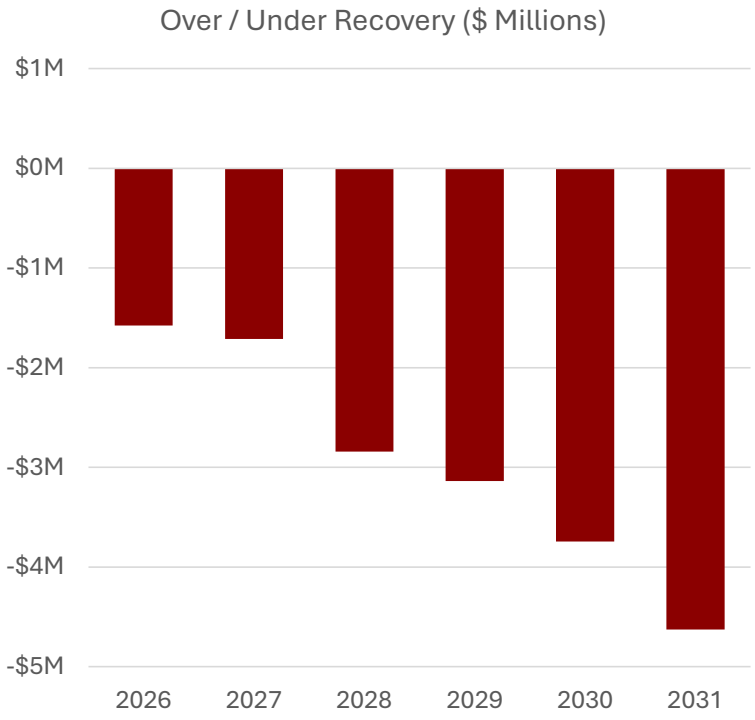

© 2026 NEWGEN STRATEGIES AND SOLUTIONS, LLC

FINANCIAL METRICS

Financial performance under current rates

- Under current rates, the fund balance turns negative in FY28, and the debt service coverage ratio falls below 1.0x by FY31

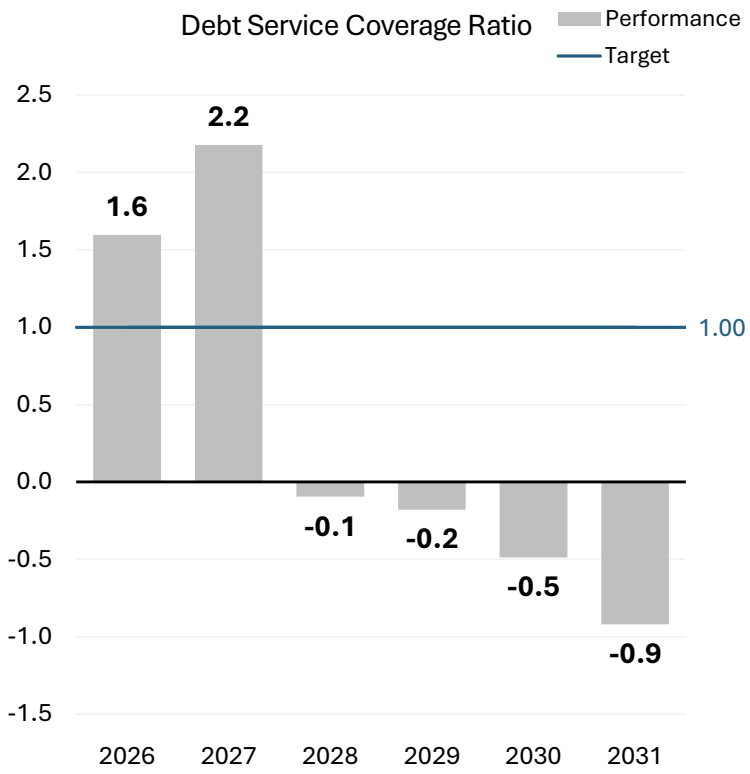

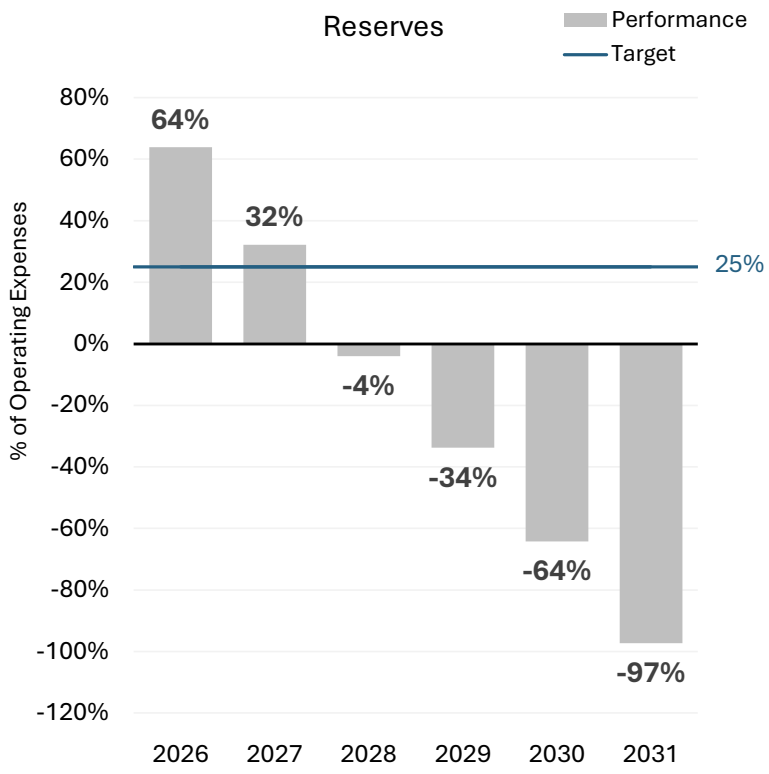

© 2026 NEWGEN STRATEGIES AND SOLUTIONS, LLC

PROJECTED RATE CHANGES

Proposed stormwater rate changes over the study period

- Proposed stormwater rate increases step up in FY27 and FY29 to align with rising O&M and capital costs
  - The rate is applied uniformly per ERU/month across residential and nonresidential customers
  - No rate change is proposed in FY26, FY28, or FY30–FY36, holding the rate steady at $8.50 and $10.50 respectively

Projected Rate Increases

	FY 2026	FY 2027	FY 2028	FY 2029	FY 2030	FY 2031
Rate ($/ERU/mo)	$6.50	$8.50	$8.50	$10.50	$10.50	$10.50
Increase ($)	—	+$2.00	—	+$2.00	—	—

© 2026 NEWGEN STRATEGIES AND SOLUTIONS, LLC

REVENUE & EXPENSES

Revenue sufficiency under proposed rates

Note that Franchise Fees and PILOT transfers increase with projected revenue

- <u>Projected</u> stormwater rates are expected to cover rising expenses and restore fund balance adequacy through FY31

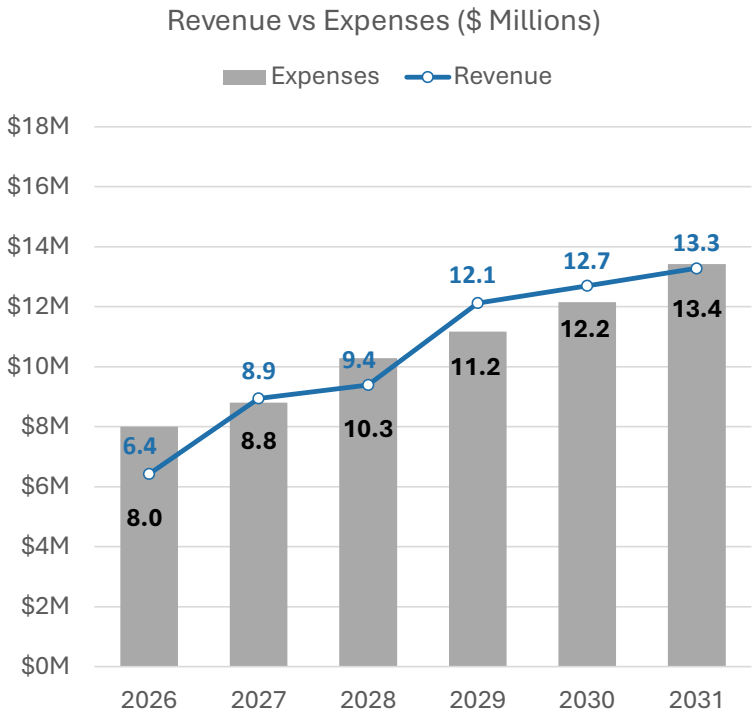

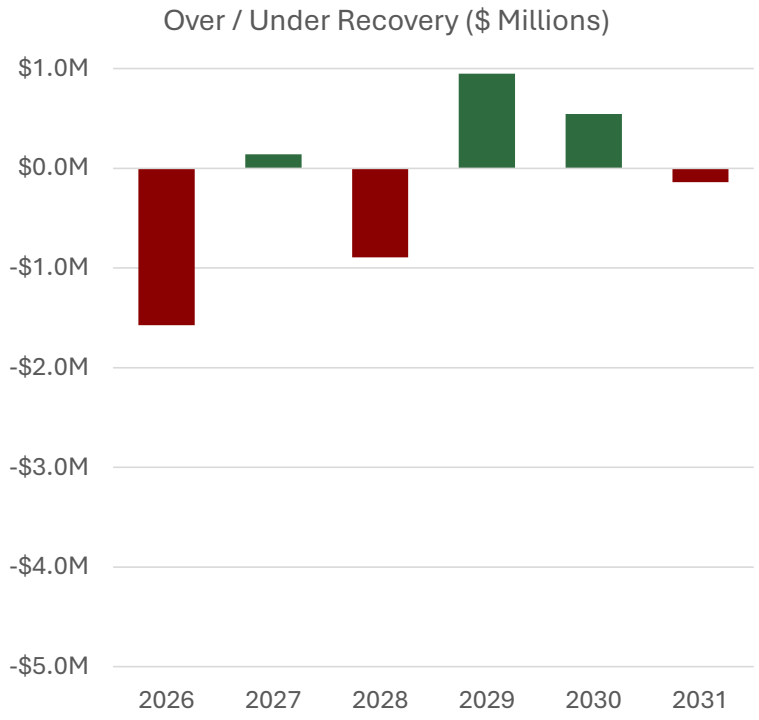

© 2026 NEWGEN STRATEGIES AND SOLUTIONS, LLC

FINANCIAL METRICS

Financial performance under proposed rates

- Under proposed rates, the Stormwater Fund meets the City's financial policies for fund balance (25% of expenses) and debt service coverage (1.0x) across the study period

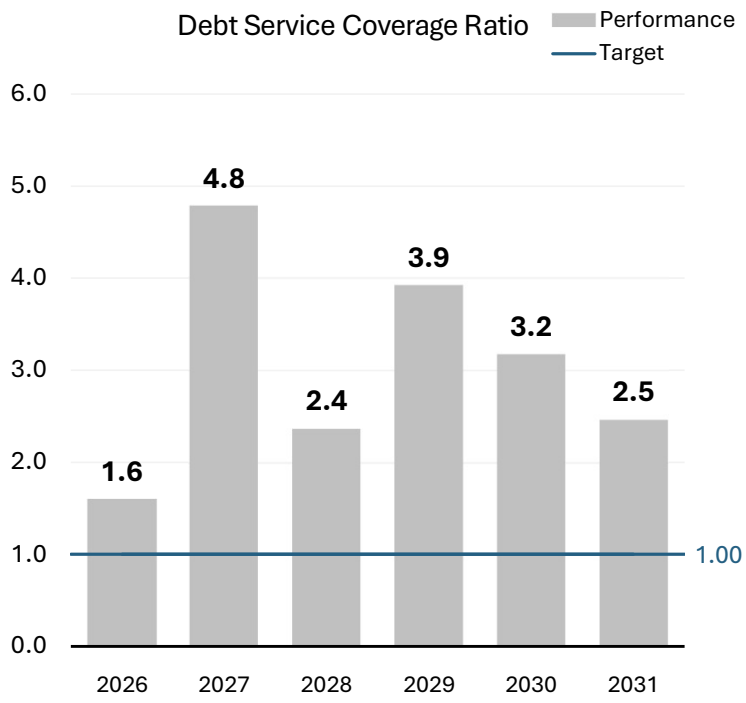

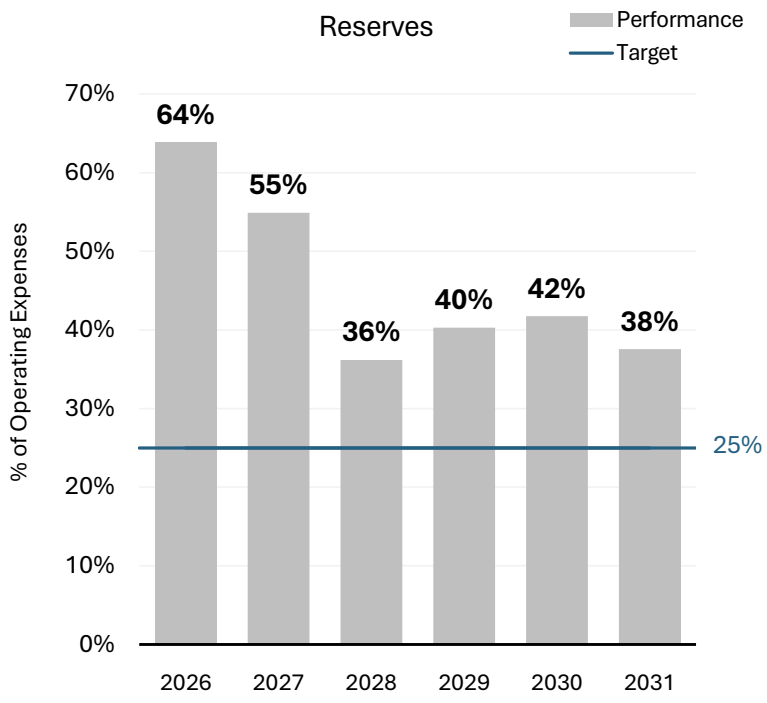

© 2026 NEWGEN STRATEGIES AND SOLUTIONS, LLC

RESIDENTIAL BILL IMPACT

Impact of proposed stormwater rate increases on a typical Residential customer

- Residential property
- 1.0 ERU (average single-family home)

- A typical Residential customer would see their monthly stormwater bill increase from $6.50/month in FY26 to $10.50/month beginning FY29

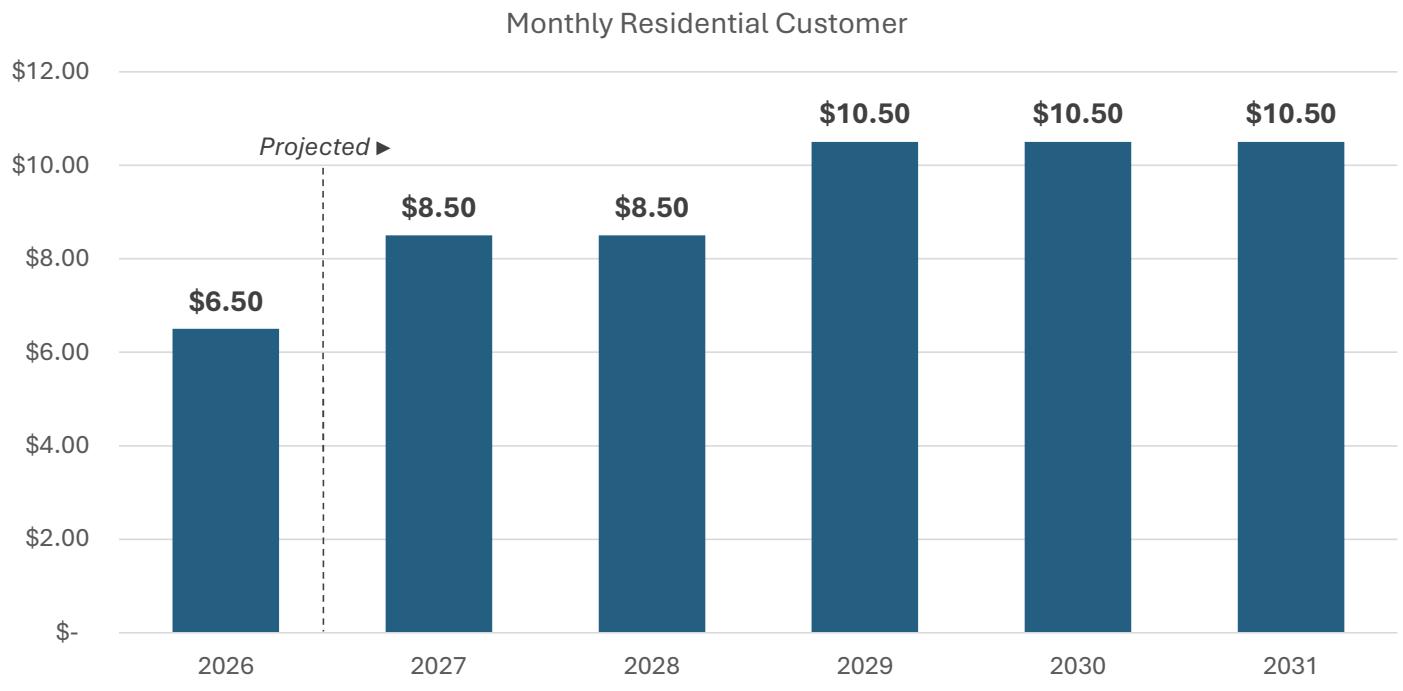

© 2026 NEWGEN STRATEGIES AND SOLUTIONS, LLC

COMMERCIAL BILL IMPACT

Impact of proposed stormwater rate increases on a typical Commercial customer

- Non-residential property
- 10.0 ERU (average non-residential property)

- A typical non-residential customer would see their monthly stormwater bill increase from $65.00/month in FY26 to $105.00/month beginning FY29

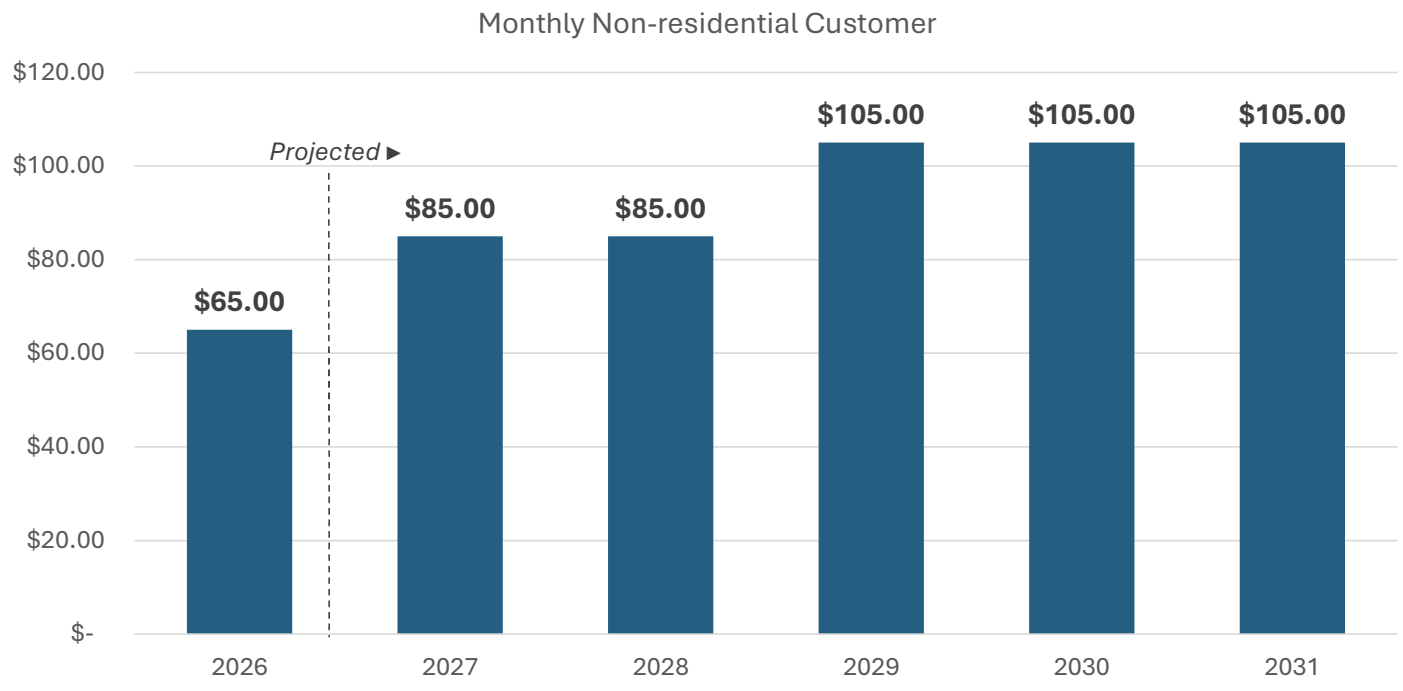

© 2026 NEWGEN STRATEGIES AND SOLUTIONS, LLC

REGIONAL BILL COMPARISON

This includes FY27 proposed rates

8,000 sq ft lot size and 2,808 sq ft for residential

33,035 sq ft lot size and 28,808 sq ft impervious area for commercial properties

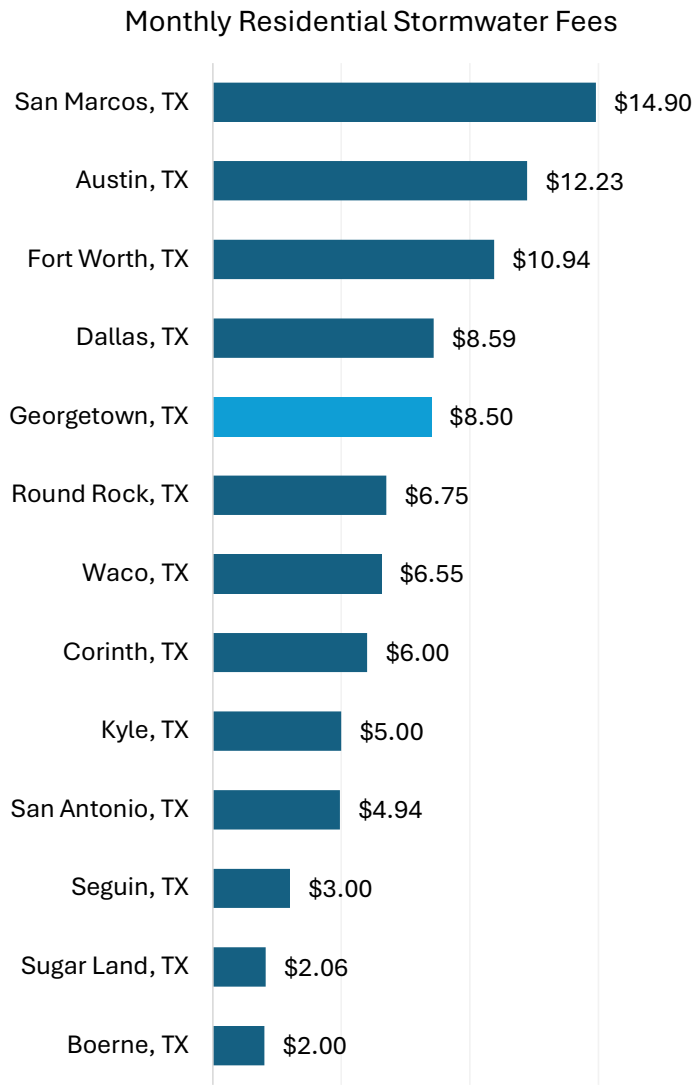

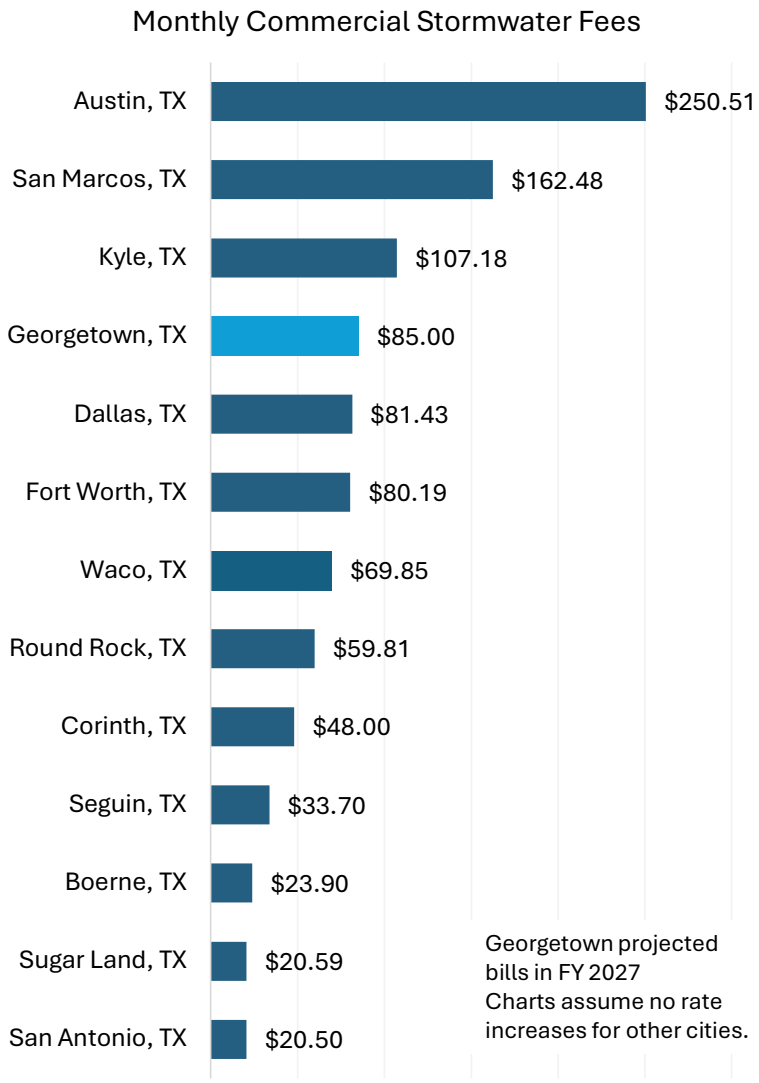

Georgetown projected bills in FY 2027
Charts assume no rate increases for other cities.

© 2026 NEWGEN STRATEGIES AND SOLUTIONS, LLC

RECOMMENDATIONS

- NewGen advises the City adopt a $2.00 increase on stormwater rates for FY27
- It is assumed that rate changes will be implemented October 1st, 2026
- Explore private infrastructure inspection fees
- Future rate increases are expected but may differ from the projected rate shown. Required rate increases are subject to capital plans, interest rates, inflation, and other factors
- It is recommended that rates be reviewed annually and adjusted based on updated assumptions

© 2026 NEWGEN STRATEGIES AND SOLUTIONS, LLC



THANK YOU

NEWGEN STRATEGIES AND SOLUTIONS
275 W. CAMPBELL ROAD, SUITE 440
RICHARDSON, TEXAS 75080

MATTHEW B. GARRETT, PARTNER
972-675-7699
MGARRETT@NEWGENSTRATEGIES.NET

City of Georgetown, Texas
City Council
May 26, 2026

SUBJECT:
Unified Development Code Workshop

SUGGESTED ACTION:
Presentation and discussion regarding updates to the Unified Development Code -- Edgar Garcia, Planning Director

ITEM SUMMARY:
Planning staff will give more updates on the Unified Development Code and receive direction regulating data centers.

FINANCIAL IMPACT:
N/A

SUBMITTED BY:
Hunter Gould, Planning Department

ATTACHMENTS:
CCWS 05.26.2026 V2.pdf

Unified Development Code
Updates & Direction

May 26, 2026 | City Council Workshop

GEORGETOWN TEXAS

Purpose of Presentation

Provide City Council with updates on UDC changes and receive direction as needed.

I. Water policy alignment

II. Clearer paths for redevelopment

I. Water Policy Alignment

- Water utility policies & manuals referenced
- Future proofs references
- Allows for swifter reactions to regulatory changes

II. Clearer Paths for Redevelopment

- Redevelopment challenges
- Zoning variance thresholds difficult to overcome
- Delays & uncertainty
- Clear path for infill developments with staff support

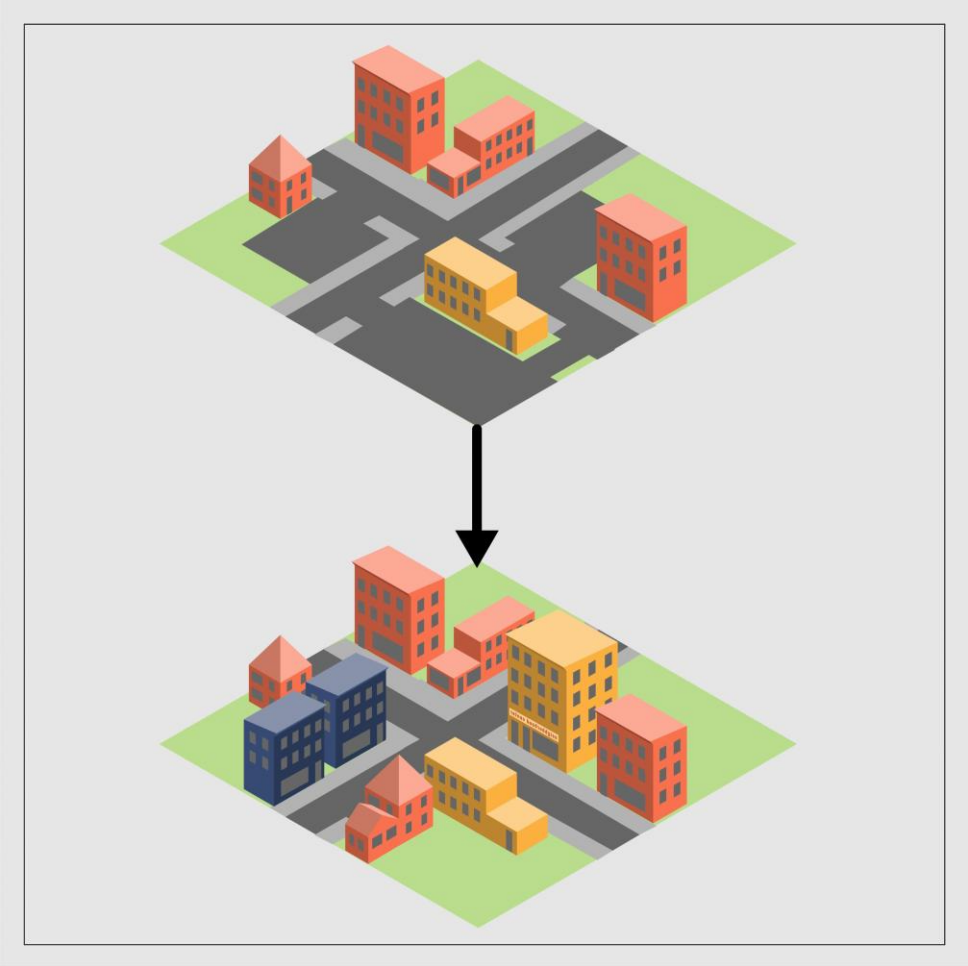

Streamlined Redevelopment in UDC

- Special Exceptions
  - Flexible thresholds
  - Reduction/modification of standards on nonconforming lots
  - Setback exceptions
- Administrative Exceptions
  - Alternative standards
  - Expansion of nonconforming uses

Discussion

Feedback Requested

- Any further changes on Special & Administrative Exceptions vis-à-vis redevelopment?
- Time horizon for any changes

City of Georgetown, Texas
City Council
May 26, 2026

SUBJECT:

Cost of Service and Rate Model Updates for FY 2027

SUGGESTED ACTION:

Presentation and discussion regarding the water and wastewater cost of service study and rate modeling for the FY2027 budget -- Chelsea Solomon, PE, Water Utilities Director, and Leigh Wallace, Chief Financial Officer

ITEM SUMMARY:
The goals and objectives of the FY 2027 Rate Study Update is to update the FY 2026 rate study to incorporate the funding needed for accelerated infrastructure projects driven by resource acquisition and expansion projects needed based on the Water and Wastewater Master Plan. Major projects include water supply through the Georgetown Regional Water Initiative, and the construction of the Three Forks Water Reclamation Plant, and the Northlands Water Reclamation Plant. Rate includes implementation of change to the fixed cost recovery policy previously approved by council. This shifts more cost recovery to volumetric rates, giving customers more control over their bill.

The City's consultant, NewGen Strategies, will provide an overview of the key drivers (Capital Plan, debt service, and customer growth) impacting rates for the Fiscal Year 2027 budget.

Summary of Proposed changes
- Water Base Rate 4% and Volumetric Rate increases of 14%
- Wastewater Base and Volumetric increase of 12%
- Reclaimed follows same percentage increase of water volumetric. 14%

The monthly impact to the average water and wastewater customer paying a base rate and consuming 6,000 gallons per month is $4.00 for water and $7.00 on wastewater.

These rates will become effective October 1, 2026. Water rates were last adjusted October 1, 2025.

Recommendation from Georgetown Water Utility Advisory Board:
The Water Board asked that the cost of service study and rate modeling include a policy for large water users. This item was unanimously approved at the May 14, 2026 Georgetown Water Utility Advisory Board meeting for recommendation for Council approval.

FINANCIAL IMPACT:

The revenue from these rate increases is projected in the FY2027 budget for the Water Fund. Additional rate increases are forecasted for the next 5 years.

SUBMITTED BY:
Rebecca Fisher, Water Utility Department

ATTACHMENTS:
Georgetown Water Council Presentation_2026-05-26.pdf

May 26, 2026

WATER AND WASTEWATER RATE STUDY UPDATE
CITY COUNCIL

© 2026 NEWGEN STRATEGIES AND SOLUTIONS, LLC

KEY POINTS

Summary of findings from this rate study

Key Points

- Georgetown's water and wastewater expenses are projected to increase at an average annual rate of 13.6% through FY 2031
- Driven by major capital investments of $1.765 billion between FY 2026 and FY 2031, primarily funded through new debt issuances
- Also reflects significant increases in wholesale costs, including water from Recharge, LP (indicative pricing)
- Water and wastewater rate increases are needed to meet these rising costs, and to satisfy key metrics applied by rating agencies (Fitch and S&P) to maintain the City's credit worthiness
- The necessary increases would see typical Residential bills increase by an average of 10.3% per year, while a typical Commercial bill (40 kgal) would increase by 11.8% per year

© 2026 NEWGEN STRATEGIES AND SOLUTIONS, LLC

KEY ASSUMPTIONS

Assumptions used to produce five-year cost forecast

Key Assumptions

- Starts with the City's FY 2026 and FY 2027 preliminary budgets
- Inflation (from FY 2028):
  - General inflation of 3.0% per year, construction cost increases of 3.2% per year
  - Salary cost increases of 5.0% and benefit cost increases of 8.0% per year
  - Fuel cost increases averaging 2.3% and electricity averaging 1.6% per year
- Capital project costs:
  - Capital projects worth $1,765M through FY 2031, primarily debt funded
- Wholesale costs increases:
  - Reservation fees and water purchase costs increasing by 105% by FY 2031 (net of Impact Fee revenue used)
- Additional personnel:
  - Additional personnel hired in FY 2028 and FY 2029, with associated vehicle and equipment expenses
- Connection growth:
  - Growth averaging 4,070 new water connections per year
  - Wastewater growing by 2,580 per year on average

© 2026 NEWGEN STRATEGIES AND SOLUTIONS, LLC

MAJOR COST DRIVERS

Water & Sewer Fund cost drivers through FY 2031

- Expenses are projected to increase at an average annual rate of 13.6% over the next five years (net of Impact Fee usage)
- This is driven mostly by projected debt service payments and wholesale water purchase costs

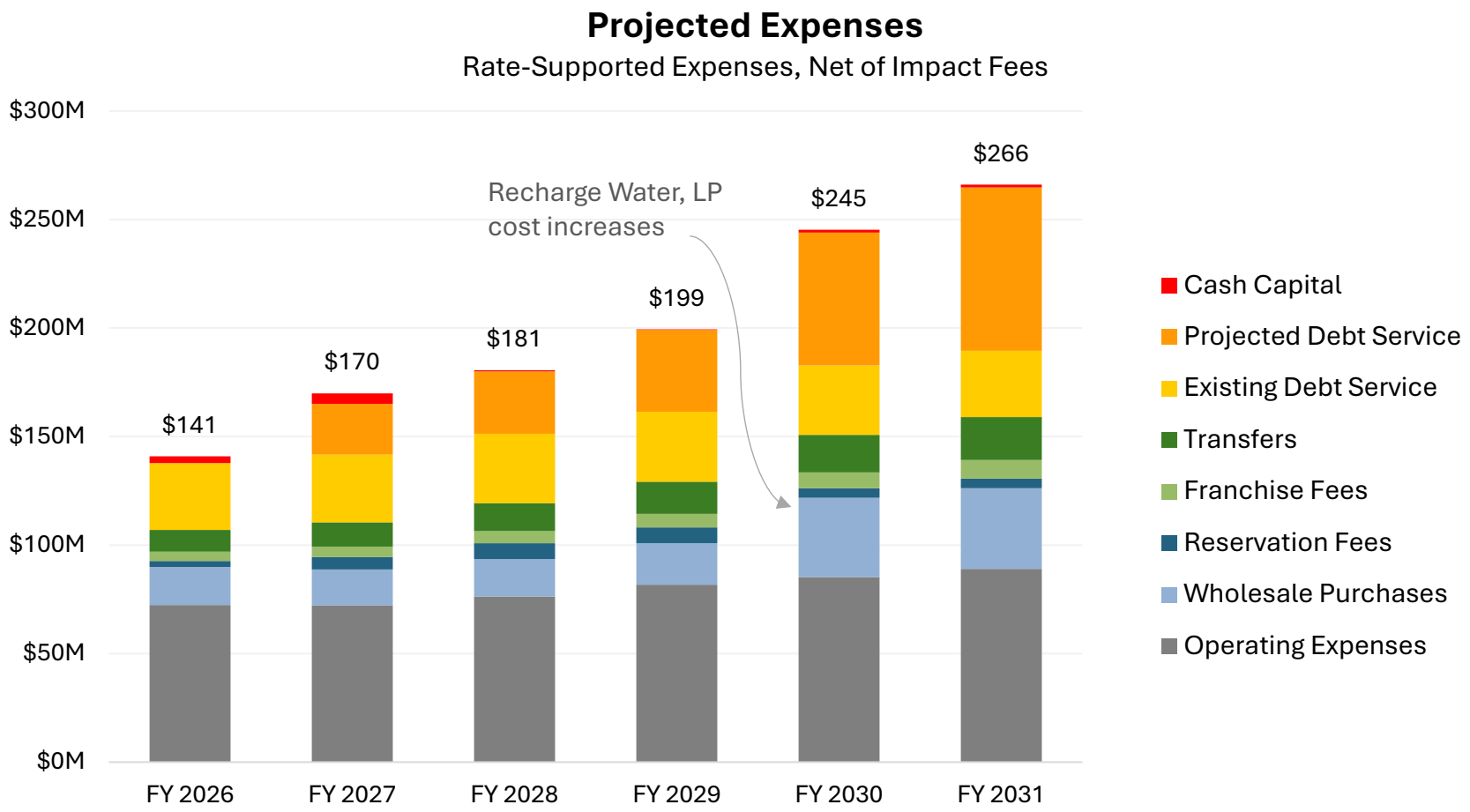

© 2026 NEWGEN STRATEGIES AND SOLUTIONS, LLC

CAPITAL PROJECTS

Projected Capital Improvement Projects

- Total capital project costs of $1,765 M are anticipated by FY 2031
- Most of these costs ($1,446 M) to be financed through new debt
- Use of impact fee balances of $251 M to offset these costs

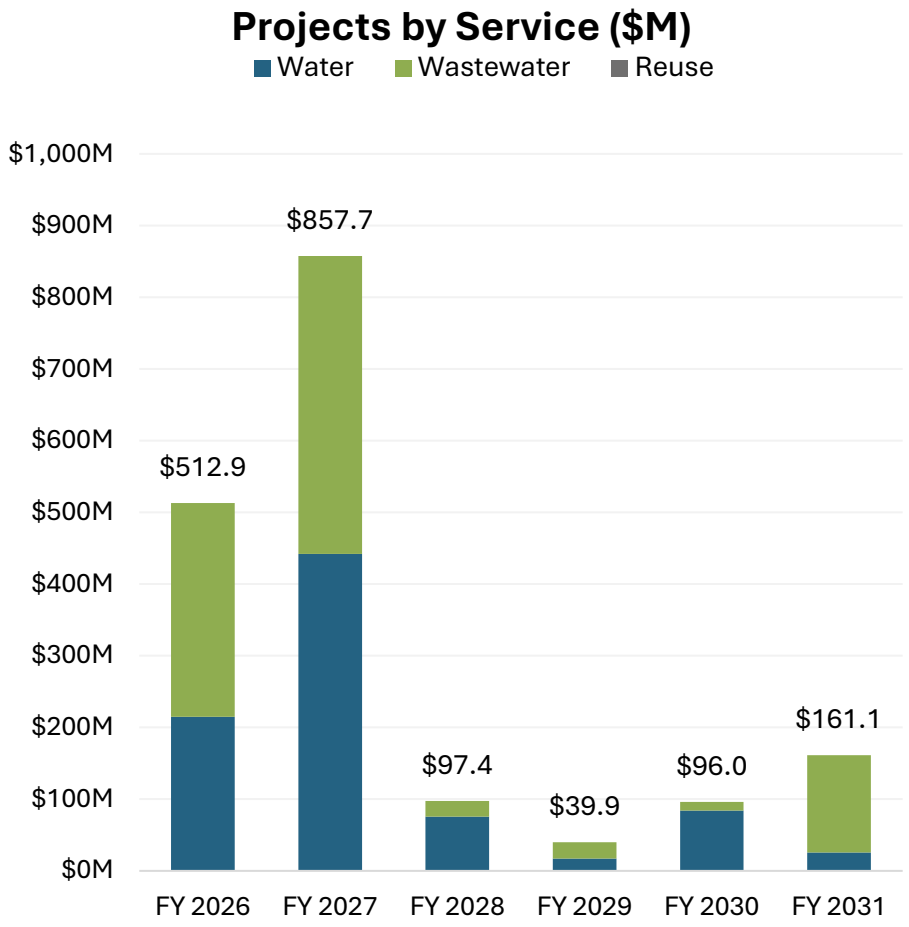

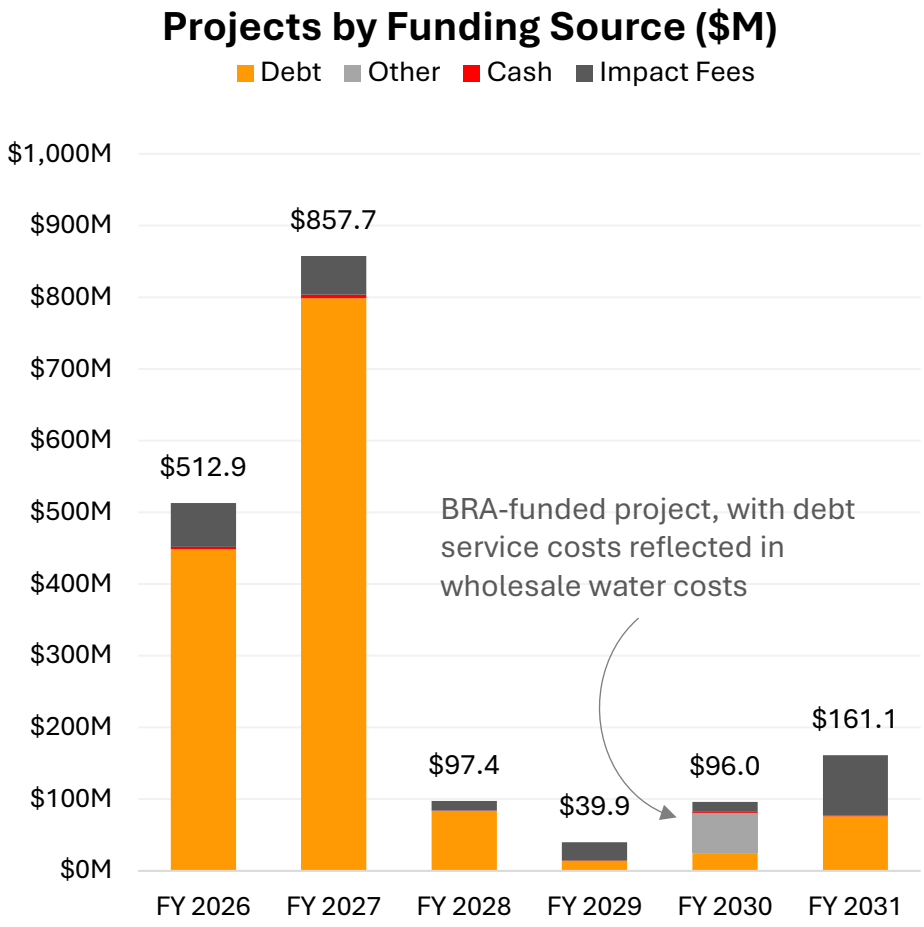

© 2026 NEWGEN STRATEGIES AND SOLUTIONS, LLC

REVENUE & EXPENSES

Revenue sufficiency under current rates

- Current water and wastewater rates would be insufficient to cover expenses from FY 2027 onward

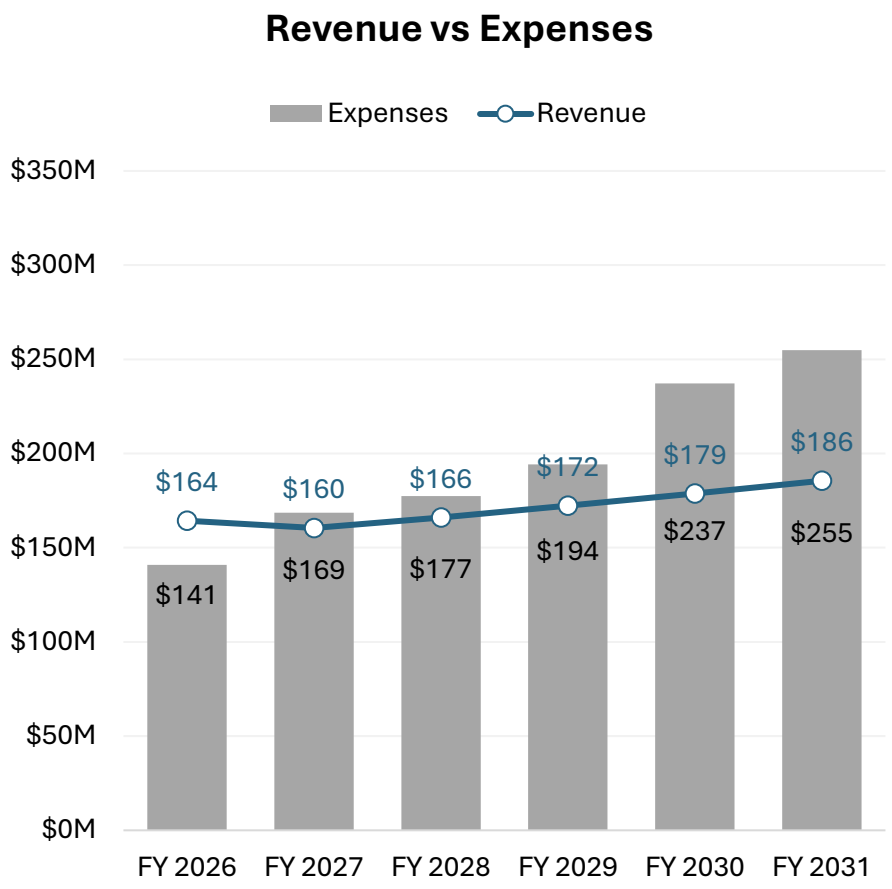

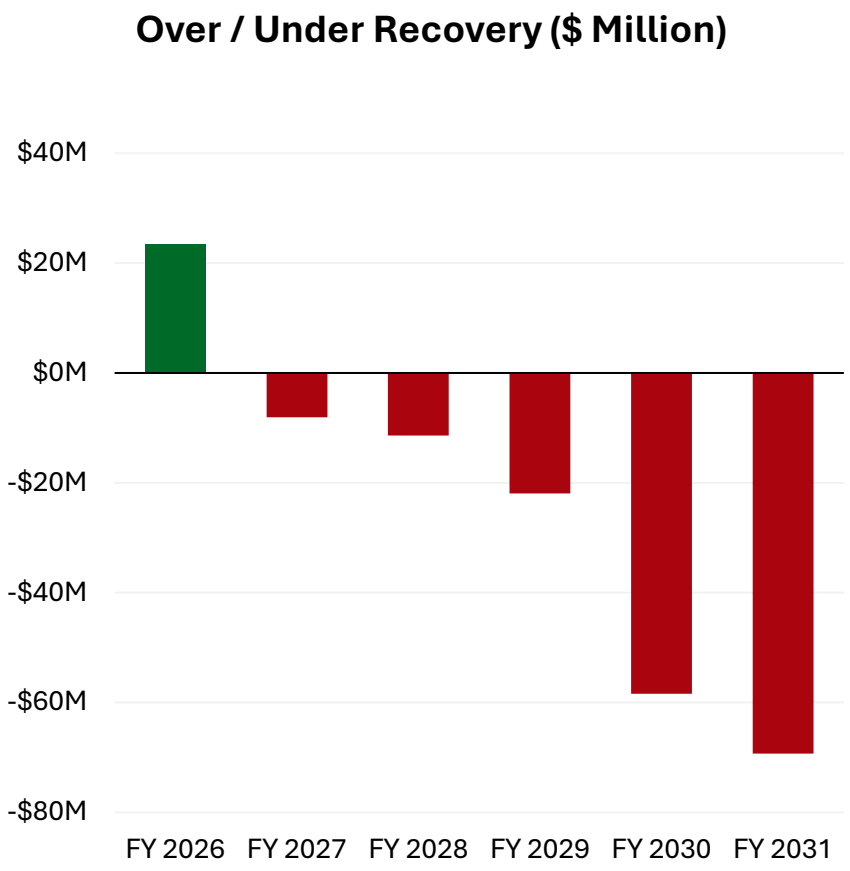

© 2026 NEWGEN STRATEGIES AND SOLUTIONS, LLC

PROJECTED RATE CHANGES

Projected changes in rates over the study period

- Projected annual increases range from 4.0% to 14.0% per year for various components of water and wastewater rates
  - Larger increases are applied to the volumetric water charges, to provide stronger price incentives to conserve water use
  - Larger increases are applied to wastewater minimum charges, to address the current under-recovery of costs for this service

Projected Rate Increases

Water	FY 2027	FY 2028	FY 2029	FY 2030	FY 2031
Minimum / Fixed	4.0%	6.0%	8.0%	10.0%	10.0%
Volumetric	14.0%	14.0%	14.0%	14.0%	14.0%
Wastewater	FY 2027	FY 2028	FY 2029	FY 2030	FY 2031
Minimum / Fixed	12.0%	12.0%	12.0%	12.0%	9.0%
Volumetric	12.0%	12.0%	12.0%	12.0%	9.0%

© 2026 NEWGEN STRATEGIES AND SOLUTIONS, LLC

REVENUE & EXPENSES

Revenue sufficiency under projected rates

Note that some expenses, including Franchise Fees, increase with projected revenue

- Projected rates, estimated as part of this study, would cover the projected increases in expenses

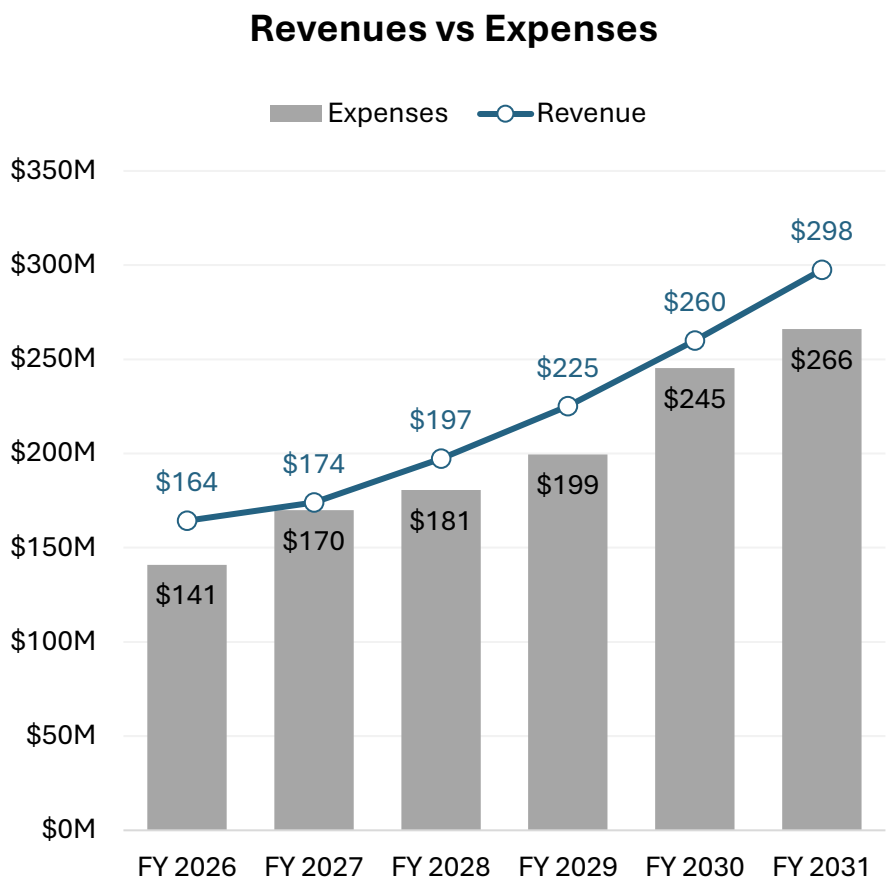

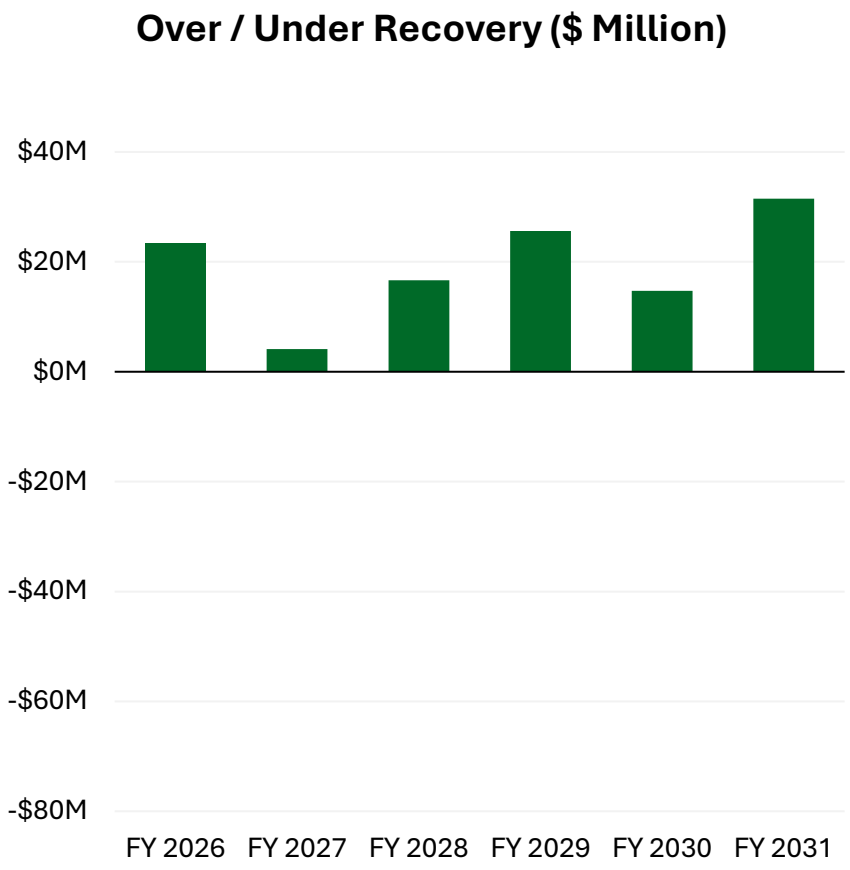

© 2026 NEWGEN STRATEGIES AND SOLUTIONS, LLC

FINANCIAL METRICS

Financial performance under projected rates

- Under the projected rates, the utility would also meet the applicable S&P, Fitch, and City financial metrics across the study period
- Sustained performance against these metrics will support the utility's credit rating and contribute to lower long-term borrowing costs

Strong
Acceptable
Inadequate

METRICS UNDER PROJECTED RATES

S&P METRICS	FY 2026	FY 2027	FY 2028	FY 2029	FY 2030	FY 2031
Fixed Cost Coverage Ratio	Strong	Strong	Strong	Strong	Strong	Strong
Fixed Cost Coverage Ratio without Impact Fees	Strong	Strong	Strong	Strong	Acceptable	Strong
Days Cash on Hand	Strong	Strong	Strong	Strong	Strong	Strong
FITCH METRICS						
Coverage of Full Obligations Ratio	Strong	Strong	Strong	Strong	Strong	Strong
Coverage of Full Obligations Ratio w/out Impact Fees	Strong	Strong	Acceptable	Strong	Acceptable	Acceptable
Leverage Ratio	Strong	Acceptable	Strong	Strong	Strong	Strong
Days Cash on Hand	Strong	Strong	Strong	Strong	Strong	Strong
CITY METRICS						
Debt Service Coverage for Cost of Service	Strong	Strong	Strong	Strong	Acceptable	Strong
Debt Service Coverage for Bond Covenant	Strong	Strong	Strong	Strong	Strong	Strong
Base Revenues as % of Fixed Requirement	Strong	Strong	Strong	Strong	Acceptable	Acceptable
Base Revenues + 1st Tier as % of Fixed Requirement	Strong	Strong	Strong	Strong	Acceptable	Strong

© 2026 NEWGEN STRATEGIES AND SOLUTIONS, LLC

PROJECTED RATES

Residential Rates

Residential Water & Wastewater Rates

Residential Water	FY 2026	FY 2027	FY 2028	FY 2029	FY 2030	FY 2031
Minimum Charges ($ / month)						
5/8"	$ 33.25	$ 34.60	$ 36.65	$ 39.60	$ 43.55	$ 47.90
3/4"	49.85	51.85	54.95	59.35	65.30	71.85
1"	83.15	86.45	91.60	98.95	108.85	119.75
1 1/2"	166.20	172.80	183.15	197.80	217.65	239.50
2"	332.45	345.70	366.35	395.70	435.35	479.00
Volumetric Charges ($ / kgal)						
0 - 7,000 gal	$ 2.80	$ 3.20	$ 3.65	$ 4.15	$ 4.75	$ 5.40
7,001 - 15,000 gal	4.20	4.80	5.50	6.20	7.15	8.10
15,001 - 25,000 gal	7.35	8.40	9.65	10.85	12.50	14.15
25,001 - 50,000 gal	14.70	16.80	19.30	21.70	25.00	28.30
50,001+ gal	18.40	21.00	24.15	27.15	31.25	35.40

Residential Wastewater	FY 2026	FY 2027	FY 2028	FY 2029	FY 2030	FY 2031
Minimum Charges ($ / month)						
All Connections	$ 60.85	$ 68.15	$ 76.35	$ 85.50	$ 95.75	$ 104.35
Volumetric Charges ($ / kgal)						
All Volumes	$ -	$ -	$ -	$ -	$ -	$ -

Residential low-income discounts of 30% for water and 20% for wastewater are available to permanent residents with proof of participation in the Medicaid Program.

© 2026 NEWGEN STRATEGIES AND SOLUTIONS, LLC

PROJECTED RATES

Commercial Rates - Water

Commercial Water Rates

Commercial Water	First Tier (kgal)	FY 2026	FY 2027	FY 2028	FY 2029	FY 2030	FY 2031
Minimum Charges ($ / month)							
5/8"	300	$ 33.25	$ 34.60	$ 36.65	$ 39.60	$ 43.55	$ 47.90
3/4"	300	49.85	51.85	54.95	59.35	65.30	71.85
1"	300	83.15	86.45	91.60	98.95	108.85	119.75
1 1/2"	300	166.20	172.80	183.15	197.80	217.65	239.50
2"	600	332.45	345.70	366.35	395.70	435.35	479.00
3"	900	797.90	829.60	879.20	949.60	1,044.80	1,149.60
4"	4,000	1,396.30	1,451.80	1,538.60	1,661.80	1,828.40	2,011.80
6"	6,000	3,058.50	3,180.10	3,370.25	3,640.10	4,005.05	4,406.80
8"	8,000	5,319.20	5,530.70	5,861.35	6,330.70	6,965.35	7,664.00
Volumetric Charges ($ / kgal)							
First Tier		$ 3.70	$ 4.20	$ 4.80	$ 5.45	$ 6.20	$ 7.05
Second Tier		9.96	11.30	12.92	14.67	16.69	18.97

The volumes in the first volumetric tier vary by meter size

© 2026 NEWGEN STRATEGIES AND SOLUTIONS, LLC

PROJECTED RATES

Commercial Rates - Wastewater

Commercial Wastewater Rates

Small Commercial Wastewater	FY 2026	FY 2027	FY 2028	FY 2029	FY 2030	FY 2031
Minimum Charges ($ / month)						
All Connections	$ 60.85	$ 68.15	$ 76.35	$ 85.50	$ 95.75	$ 104.35
Volumetric Charges ($ / kgal)						
All Volumes	$ -	$ -	$ -	$ -	$ -	$ -

Medium Commercial Wastewater	FY 2026	FY 2027	FY 2028	FY 2029	FY 2030	FY 2031
Minimum Charges ($ / month)						
All Connections	$ 92.00	$ 103.05	$ 115.40	$ 129.25	$ 144.75	$ 157.80
Volumetric Charges ($ / kgal)						
All Volumes	$ 5.30	$ 5.95	$ 6.65	$ 7.45	$ 8.35	$ 9.10

Large Commercial Wastewater	FY 2026	FY 2027	FY 2028	FY 2029	FY 2030	FY 2031
Minimum Charges ($ / month)						
All Connections	$ 163.40	$ 183.00	$ 204.95	$ 229.55	$ 257.10	$ 280.25
Volumetric Charges ($ / kgal)						
All Volumes	$ 5.30	$ 5.95	$ 6.65	$ 7.45	$ 8.35	$ 9.10

Small Commercial – 4” sewer line, ¾” water meter, 10 fixtures or fewer, requested in writing

Medium Commercial – 6” or smaller sewer line

Large Commercial – 8” or larger sewer line

© 2026 NEWGEN STRATEGIES AND SOLUTIONS, LLC

RESIDENTIAL BILL IMPACT

Impact of projected rates on a typical Residential customer

- 3/4” meter
- 6,000 gallons water use

- A typical Residential household would see their monthly water and wastewater bill increase by an average of 10.3% each year

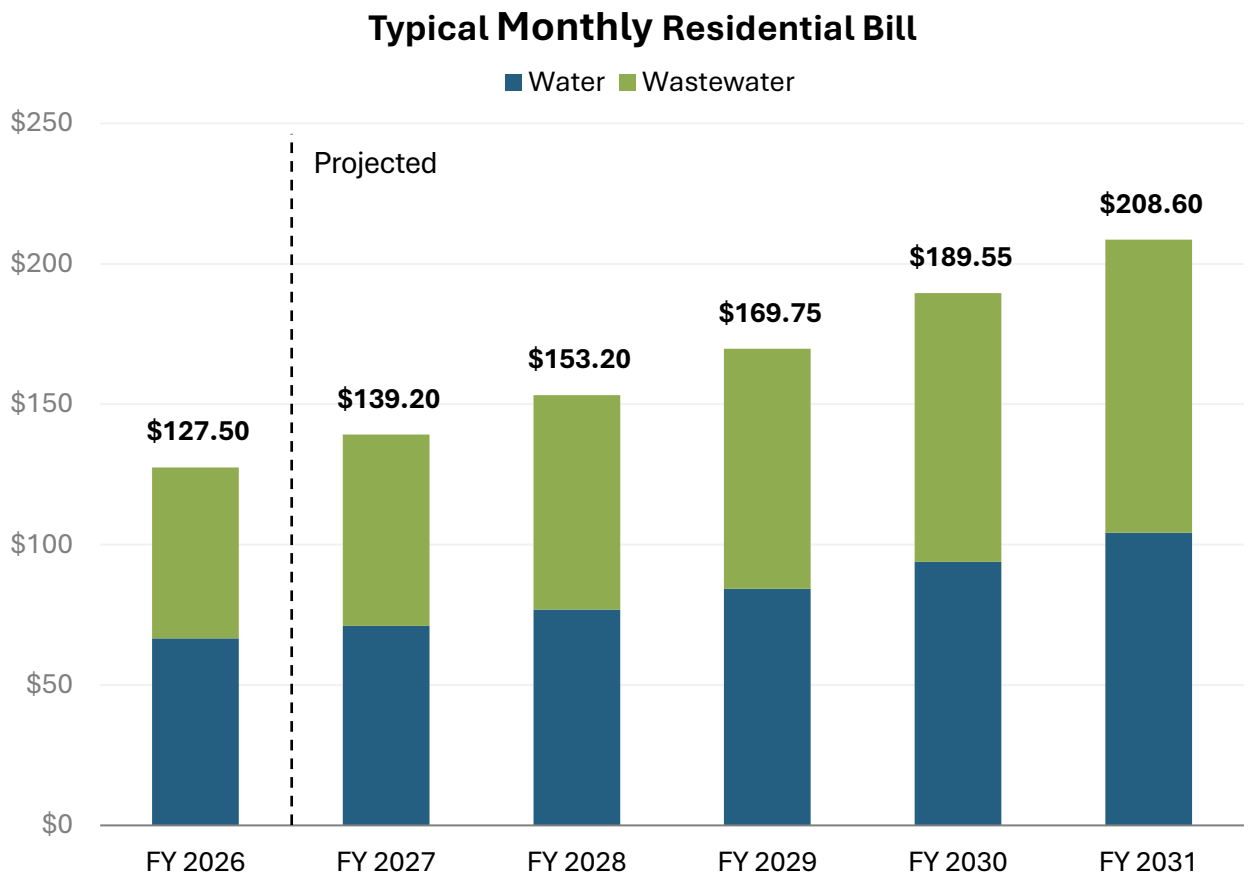

© 2026 NEWGEN STRATEGIES AND SOLUTIONS, LLC

BILL COMPARISON

Residential customers

- 3/4” meter or closest
- 6,000 gallons water use

Bill comparisons are based on publicly available data and NewGen’s understanding and interpretation of this data (compiled in March 2026).

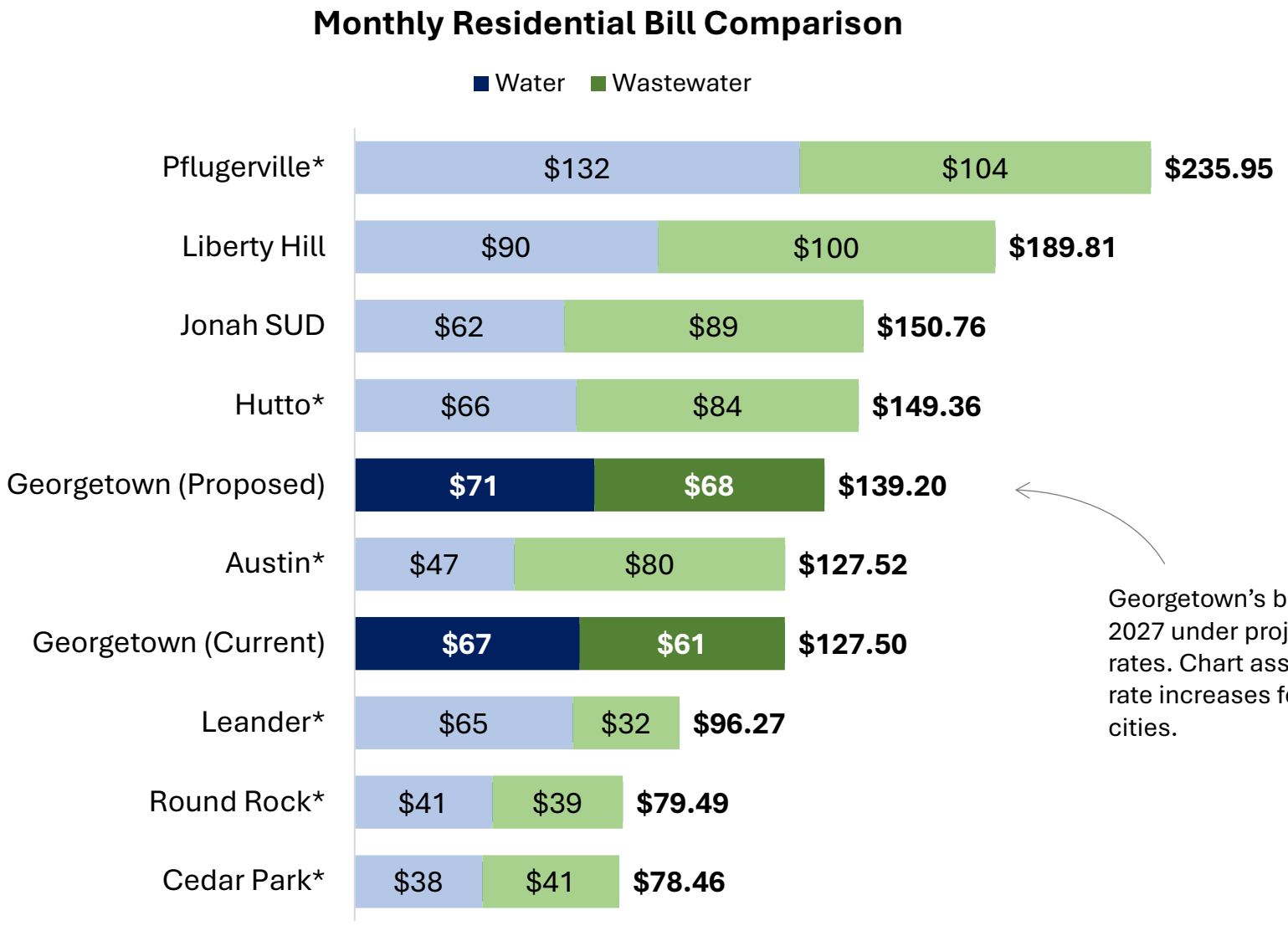

Georgetown’s bill in FY 2027 under projected rates. Chart assumes no rate increases for other cities.

* Uses winter average

© 2026 NEWGEN STRATEGIES AND SOLUTIONS, LLC

COMMERCIAL BILL COMPARISON

Commercial customers

- 3/4” meter or closest
- 40,000 gallons water use

Bill comparisons are based on publicly available data and NewGen’s understanding and interpretation of this data (compiled in March 2026).

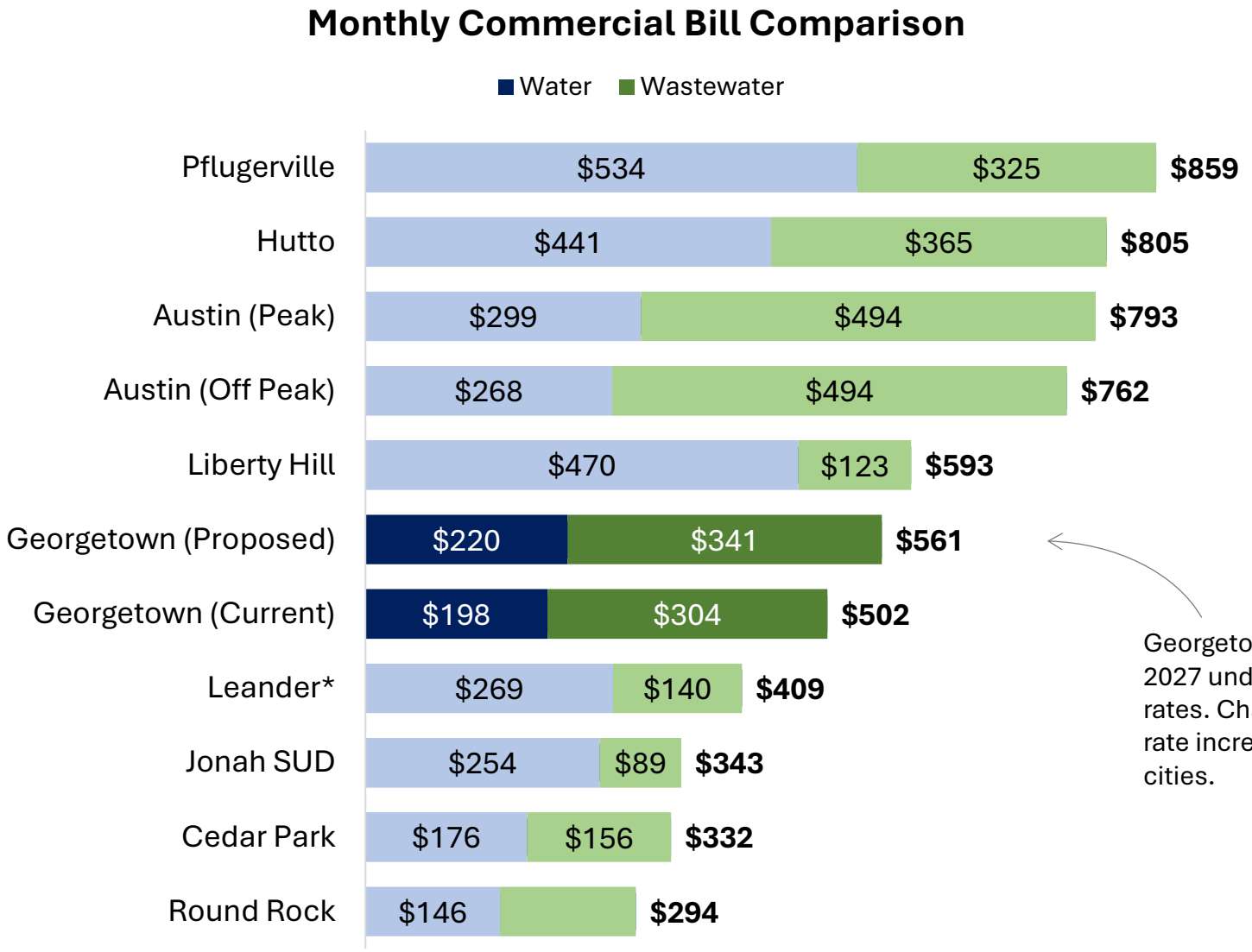

Georgetown’s bill in FY 2027 under projected rates. Chart assumes no rate increases for other cities.

* Uses winter average

© 2026 NEWGEN STRATEGIES AND SOLUTIONS, LLC

RISKS AND OTHER FACTORS

Potential to Change the 5-Year Outlook

- Ongoing water supply negotiations and costs
- Capital infrastructure materials and labor costs
- Operational cost inflation
- Workforce availability and expansion costs
- Interest rates and debt capacity
- Growth rate volatility
- Federal and state regulatory requirements
- Regional partnerships and development agreements
- Impact of weather on water consumption

© 2026 NEWGEN STRATEGIES AND SOLUTIONS, LLC

WATER BOARD RECOMMENDATION

- Recommend to Council the water and wastewater cost of service study and rate modeling for the FY2027 budget
- Include a Large Usage Customer Class, that will bring large water users such as Data Centers, Manufacturing, other high usage customers to the City for specific rate and additional water saving strategy requirements. (Similar to electric large load customers.

© 2026 NEWGEN STRATEGIES AND SOLUTIONS, LLC

RECOMMENDING RATE PLAN AND NEXT STEPS

- City Council Workshop - May 26
  - Rates effective October 1, 2026
- Future rate study discussion and direction
  - Other rate objectives to explore or revisit?

© 2026 NEWGEN STRATEGIES AND SOLUTIONS, LLC

THANK YOU

NEWGEN STRATEGIES AND SOLUTIONS
275 W. CAMPBELL ROAD, SUITE 440
RICHARDSON, TEXAS 75080

MATTHEW B. GARRETT, PARTNER
972-675-7699
MGARRETT@NEWGENSTRATEGIES.NET

City of Georgetown, Texas
City Council
May 26, 2026

SUBJECT:
Executive Session 05.26.2026

SUGGESTED ACTION:
Sec. 551.071: Consultation with Attorney
Advice from the attorney about pending or contemplated litigation and other matters on which the attorney has a duty to advise the City Council, including agenda items.
- Litigation Update
- Long-term Water Supply regarding Recharge Water, LP, and Upwell Water
- Austin Avenue Bridges
- Deliberation regarding the condemnation case pending in County Court at Law #2 under Cause No. 22-0047-CC2
- Airport Leasing Policy

Sec.551.072: Deliberations about Real Property
- 8th and Forrest
- University and Summercrest
- Deliberation regarding acquisition of two properties commonly identified as 903 Riverhaven Drive, Georgetown, TX 78626

Sec. 551.087: Deliberation Regarding Economic Development Negotiations
- Project Lost Mine Peak
- Project Gopher
- Project Twist

ITEM SUMMARY:

FINANCIAL IMPACT:

SUBMITTED BY:
Karen Frost, City Secretary

ATTACHMENTS:

N/A

City of Georgetown, Texas
City Council
May 26, 2026

SUBJECT:
Call to Order 05.26.2026

SUGGESTED ACTION:
Pledge of Allegiance
Recognitions
- Kimberly Garrett Retirement
- Engine 4/Medic 5 Crew
- Civic Leadership Academy Graduates
Actions out of Executive Session

ITEM SUMMARY:

FINANCIAL IMPACT:

SUBMITTED BY:
Karen Frost, City Secretary

ATTACHMENTS:

N/A

City of Georgetown, Texas
City Council
May 26, 2026

SUBJECT:
Public Wishing to Address 05.26.2026

SUGGESTED ACTION:
- Juan Valdes would like to address the Council regarding EMS/ambulance provider authorization and allowing additional providers.
- Joshua Zigal would like to address the Council regarding EMS/ambulance provider authorization and allowing additional providers

ITEM SUMMARY:

FINANCIAL IMPACT:

SUBMITTED BY:
Karen Frost, City Secretary

ATTACHMENTS:

N/A

City of Georgetown, Texas
City Council
May 26, 2026

SUBJECT:
City Council Meeting Minutes 05.12.2026

SUGGESTED ACTION:
Consideration and possible action to approve the meeting minutes of the City Council meeting held on May 12, 2026 -- Robyn Densmore, City Secretary

ITEM SUMMARY:

FINANCIAL IMPACT:

SUBMITTED BY:
Robyn Densmore, City Secretary

ATTACHMENTS:
City Council Minutes 05.12.2026.pdf

Minutes of the City Council
City of Georgetown, Texas
Tuesday, May 12, 2026

The Georgetown City Council met on Tuesday, May 12, 2026, at 2:00 PM at the Council and Court Building, 510 W. 9th Street.

The City of Georgetown is committed to compliance with the Americans with Disabilities Act (ADA). If you require assistance in participating at a public meeting due to a disability, as defined under the ADA, reasonable assistance, adaptations, or accommodations will be provided upon request. Please contact the City Secretary's Office, at least three (3) days prior to the scheduled meeting date, at (512) 930-3652 or City Hall at 808 Martin Luther King, Jr Street for additional information; TTY users route through Relay Texas at 711.

The following Members were in attendance: Amanda Parr, Kevin Pitts, Ben Butler, Ben Stewart, Jake French, Shawn Hood, Doug Noble, Ron Garland, and Josh Schroeder

Mayor Pro Tem Pitts called the meeting to order at 2:01 p.m. Mayor Schroeder arrived during Item 1.B on the Workshop agenda.

1. Policy Development and Discussion - Workshop

1.A **Employee Recognition - Years of Service - April 2026**
Presentation and recognition of the Years of Service and the value which the City of Georgetown Employees add to the organization, presented to those who have served at intervals of five years from the anniversary month in which they started -- David Morgan, City Manager and City Council

Page recognized employees with 5, 10, 20, 30, and 31 years of experience with the City.

1.B **FY27 General CIP and May 27 Bond Election Planning**
Presentation and discussion regarding FY27 Parks, Facilities and Streets CIP projects, and discussion on future bond planning for Parks, Facilities and Streets, including a follow-up discussion on the May 2027 bond election -- Nick Woolery, Assistant City Manager

Woolery presented and reviewed the previous bond elections, debt modeling, and future capacity, and the FY2027 - FY2028 general CIP projects. Kimberly Garrett, Parks and Recreation Director, then presented and reviewed the FY2027 - FY2028 parks projects, Blue Hole Park improvements, Park Capital equipment replacement schedule, Bluffview Trail connection and low water crossing, Master Plan medium priority park improvements, River Ridge Park renovations, and the ADA Transition Plan projects. Jen Bettiol, CIP Manager, then presented and reviewed the FY2027 - FY2028 facilities projects, the Library Feasibility Study, the

Recreation Center addition and renovation, Williamson County Animal Shelter, and the YMCA construction

project. Woolery resumed the presentation and reviewed the future facilities projects, the FY2029 - FY2038 debt capacity if the facility projects are funded, and the future transportation projects. Garret then presented and reviewed the future parks and trails projects, McMaster's artificial turf, South San Gabriel River Trail regional trail, Smith Branch Trail South regional trail, SE Georgetown Utility Corridor Regional Trail, trailheads and access, and San Gabriel Park Phase 4 project. Woolery then asked the Council to provide needed feedback.

General discussion among Council and staff, including David Morgan, City Manager, regarding the renovation of the parks administration building to provide more office space and updated features; the future of the light and water works building, future funding options for projects, what could trigger the need for a sales tax increase in the future, prioritization of projects overall, road project prioritization, when a committee would be necessary for considering projects, how a future bond election could be packaged, timing of a possible future bond election, modeling for future projects and possible bond elections, and timing for calling an election.

Mayor Schroeder called for a break at 3:23 p.m. and resumed the meeting at 3:34 p.m.

1.C **Water Resources Update**

Presentation and discussion regarding the City's long-term water resources -- Caroline Stewart, Strategic Projects Manager

Stewart presented and reviewed: how the long-term water supply deficit has been reduced by 58% with the CCN sale; ways staff has been working to diversify the City's water supply; Carrizo-Wilcox aquifer projects; water supply agreement term sheet with Recharge; quantities of water being provided by Recharge in the future; the pricing of water received from Recharge; how delivery shortfalls would be addressed; water quality requirements; financial participation rights; operations and maintenance; CCN updates; CCN election; Killeen and Jarrell water service territory transfers; infrastructure and additional projects; Georgetown Regional Water Initiative project status; Texas Water Development Board funding; aquifer storage and recovery; and reclaimed and reused water.

The Council had no comments or questions on this item.

1.D **Urban Forest Master Plan Review**

Presentation and discussion of Urban Forest Master Plan -- Kelly Trietsch, Chief Development Officer

Trietsch presented and reviewed the background of the Urban Forest Master Plan, resources, project purpose, the project scope, next steps, timeline, and needed Council feedback.

General discussion among Council and staff regarding ways to incentivize homeowners to plant trees, tree health, and costs.

1.E **Unified Development Code - Streetyard Landscaping**
Presentation and discussion regarding updates to the Unified Development Code to the Streetyard Landscaping Requirements for Non-Residential and Multi-Family -- Ryan Clark, Planning Manager

Clark presented and reviewed the definitions of year, street, and street yard landscaping; a visual representation of current landscaping requirements; staff recommendations for changes to street yard requirements; and needed feedback from Council.

General discussion among Council and staff regarding shrubs versus tree requirements; sidewalks and accommodating shared-use paths; input received from the UDC committee; setbacks for different use types; impacts on mixed-use downtown projects; exceptions that could be issued; and the possibility of allowing the Planning Director to waive certain cases.

Mayor Schroeder recessed into Executive Session at 4:41 p.m.

2. Executive Session

In compliance with the Open Meetings Act, Chapter 551, Texas Government Code, Vernon's Codes, Annotated, the items listed below will be discussed in closed session and are subject to action in the regular session.

2.A **Executive Session 05.12.2026**
Sec. 551.071: Consultation with Attorney
Advice from the attorney about pending or contemplated litigation and other matters on which the attorney has a duty to advise the City Council, including agenda items.
- Litigation Update
- Long-term Water Supply regarding Recharge Water, LP and Upwell Water
- Austin Avenue Bridges

Sec. 551.072: Deliberation about Real Property
- 8th and Forrest
- University and Summercrest
- Deliberations regarding acquisition of a new drainage easement from property owned by ALJD-GTTX, LLC, and identified as WCAD Parcel ID R081207, Georgetown, TX 78628, as part of the City's Memorial Drive Road Improvements Project

Sec. 551.087: Deliberation Regarding Economic Development Negotiations
- Project Lost Mine Peak
- Project Gopher

- Project Twist

3. Regular Session - This portion of the meeting will begin no earlier than 6:00 pm.

Mayor Schroeder called the meeting to order at 6:02 p.m.

3.A **Call to Order 05.12.2026**
Pledge of Allegiance
Recognitions
- Retirement
- Tina Heine Level III Court Clerk Certification
- Teen Court Competition 1st Place Winners
- Texas Municipal Courts Education Center Traffic Safety Award for 2026
Actions out of Executive Session

Moved by Kevin Pitts; seconded by Jake French to Approve the authorization of the City of Georgetown to acquire the necessary easement from a portion of the following property with street address in Georgetown, Texas 78628 as follows 750 Memorial Drive owned by ALJD-GTTX LLC identified as WCAD parcel ID R081207 as part of the Memorial Drive Improvements project; and further authorize the City Manager to negotiate the final terms and consideration of the easement acquisition and execute all necessary documents related to the Memorial Drive Improvements Project in accordance with the terms discussed in Executive Session.
Motion Approved: 7- 0
Voting For: Amanda Parr, Kevin Pitts, Ben Butler, Ben Stewart, Jake French, Shawn Hood, and Ron Garland
Voting Against: None

3.B **Resolution - Canvassing Results of May 2, 2026 Special Election**
Consideration and possible action to approve a Resolution canvassing the votes of the May 2, 2026 Special Election, declaring the results to be official -- Robyn Densmore, City Secretary

Densmore presented the item and noted that Proposition A for "The sale of a portion of the City of Georgetown, Texas's water utility system located outside of its corporate limits to national utility infrastructure in the aggregate principal amount of not less than $20,000,00" was approved with 4,821 votes, equaling 82.52% of the total votes cast.
Moved by Kevin Pitts; seconded by Ron Garland to Approve as presented.
Motion Approved: 7- 0
Voting For: Amanda Parr, Kevin Pitts, Ben Butler, Ben Stewart, Jake French, Shawn Hood, and Ron Garland
Voting Against: None

3.C **Resolution - Canvassing Results of the May 2, 2026 General Election**

Consideration and possible action to approve a Resolution canvassing the votes of the May 2, 2026 General Election, declaring the results to be official -- Robyn Densmore, City Secretary

Densmore presented the item and noted that the position of Mayor was unopposed, City Council Member, District 2 was unopposed, and for City Council Member District 6, Jake French was elected with 202 votes, equaling 61.15% of the total votes cast.

Moved by Jake French; seconded by Ben Stewart to Approve as presented. **Motion** Approved: 7- 0
Voting For: Amanda Parr, Kevin Pitts, Ben Butler, Ben Stewart, Jake French, Shawn Hood, and Ron Garland
Voting Against: None

3.D **Comments from Shawn Hood 2026**
Comments from former Council Member, Shawn Hood and notes of appreciation -- Mayor Josh Schroeder

3.E **Swearing In of Doug Noble 2026**
Swearing in of elected Council Member District 2, Doug Noble -- Robyn Densmore, City Secretary

Densmore administered the Statement of Appointed Officer and Oath of Office to Noble.

3.F **Comments from Doug Noble 2026**
Comments from newly elected Council Member District 2, Doug Noble -- Mayor Josh Schroeder

3.G **Swearing In of Jake French 2026**
Swearing in of re-elected Council Member District 6, Jake French -- Robyn Densmore, City Secretary

Densmore administered the Statement of Appointed Officer and Oath of Office to French.

3.H **Comments from Jake French 2026**
Comments from re-elected Council Member District 6, Jake French -- Mayor Josh Schroeder

3.I **Swearing In of Josh Schroeder 2026**
Swearing in of re-elected Mayor, Josh Schroeder -- Robyn Densmore, City Secretary
Densmore administered the Statement of Appointed Officer and Oath of Office to Schroeder.

3.J **Comments from Josh Schroeder 2026**
Comments from re-elected Mayor Josh Schroeder -- Mayor Josh Schroeder

3.K **Election of Mayor Pro Tem 2026**
Consideration of election from the dais of a Mayor Pro Tem -- Mayor Josh Schroeder

Moved by Jake French; seconded by Amanda Parr to Approve the appointment of Kevin Pitts as Mayor Pro Tem.
Motion Approved: 7- 0
Voting For: Amanda Parr, Kevin Pitts, Ben Butler, Ben Stewart, Jake French, Doug Noble, Ron Garland
Voting Against: None

3.L **Swearing in of Mayor Pro Tem 2026**
Swearing in of Mayor Pro Tem -- Robyn Densmore, City Secretary

Densmore administered the Statement of Appointed Officer and Oath of Office to Pitts.

3.M **Comments from Mayor Pro Tem 2026**
Comments from incoming Mayor Pro Tem -- Mayor Josh Schroeder

4. Public Wishing to Address Council

On a subject that is posted on this agenda: Please fill out a speaker registration form which can be found on the table at the entrance to the Council Chamber. Clearly print your name and the letter of the item on which you wish to speak and present it to the City Secretary on the dais, prior to the start of the meeting. You will be called forward to speak when the Council considers that item. Only persons who have delivered the speaker form prior to the meeting being called to order may speak. Speakers will be allowed up to three minutes to speak. If you wish to speak for six minutes, it is permissible to use another requestor's granted time to speak. No more than six minutes for a speaker may be granted. The requestor granting time to another speaker must also submit a form and be present at the meeting.

On a subject not posted on the agenda: An individual may address the Council at a regular City Council meeting by contacting the City Secretary no later than noon on the Wednesday prior to the Tuesday meeting, with the individual's name and a brief description of the subject to be addressed. Only those persons who have submitted a timely request will be allowed to speak. Speakers will be given up to three minutes to address the City Council. The City Secretary can be reached at (512) 931-7715 or cs@georgetowntexas.gov.

4.A **Public Wishing to Address 05.12.2026**
At the time of posting no one had signed up to speak.

5. Statutory Consent Agenda

The Statutory Consent Agenda includes non-controversial and routine items which may be acted upon with one single vote. An item may be pulled from the Consent Agenda in order to be discussed and acted upon individually as part of the Regular Agenda.

Moved by Kevin Pitts; seconded by Ron Garland to Approve as presented with the exception of items 5.H and 5.J.
Motion Approved: 7 - 0
Voting For: Amanda Parr, Kevin Pitts, Ben Butler, Ben Stewart, Jake French, Doug Noble, and Ron Garland
Voting Against: None

5.A **City Council Minutes 04.28.2026**
Consideration and possible action to approve the City Council meeting minutes from the special and regular meetings held on April 28, 2026 -- Robyn Densmore, City Secretary

5.B **Housing Authority Board Appointments**
Consideration and possible confirmation of appointment of Brett Hauser, Austin Long, and Franklin Stover as Non -resident Commissioners to the Housing Authority Board, appointing Nikita Goodwin as a Resident Commissioner and reinstating Denora Perry as a Resident Commissioner; complying with Local Government Code 392, Subchapter C, Section 392.031, Section 392.0331 and Section 392.034 filling vacancies, establishing term limits for resident commissioners, and establishing term lengths for regular
commissioners -- Josh Schroeder, Mayor

5.C **Resolution - ETJ Disannexation - Harper - 5.0009 Acres**
Consideration and possible action to approve a Resolution to confirm the disannexation of approximately 5.0009 acres of land from the City of Georgetown's Extraterritorial Jurisdiction (ETJ), identified as Williamson County Appraisal District Parcel R497216 and owned by Samuel Harper and Mary Elizabeth Harper -- Michael Charles, Real Estate Services Coordinator

5.D **Resolution - ETJ Disannexation - Smythe - 2.5 Acres**
Consideration and possible action to approve a Resolution to confirm the disannexation of approximately 2.5 acres of land from the City of Georgetown's Extraterritorial Jurisdiction (ETJ), identified as Williamson County Appraisal District Parcel R367915 and owned by Mark Smythe and Kimberly Smythe -- Michael Charles, Real Estate Services Coordinator

5.E **Resolution - Bluffview PID Maintenance Agreement**
Consideration and possible action to approve a Resolution approving a Maintenance Agreement between the City and Bluffview Master Community, Inc., relating to maintenance of certain areas and improvements within the Bluffview Public Improvement District, making related findings and determinations, and providing an effective date -- Nick Woolery, Assistant City Manager

5.F **Resolution - Transfer of a Portion of Georgetown Retail Water Certificate of Convenience and Necessity to the City of Killeen**
Consideration and possible action to approve a Resolution approving the Texas Water Code Section 13.248 and 16 Texas Administrative Code Section 24.253 Agreement regarding retail water certificate of convenience and necessity service

area transfer; authorizing the City Attorney to file a joint petition with the Public Utility Commission of Texas seeking approval of the transfer -- Caroline Stewart, Strategic Projects Manager

5.G **Resolution - Transfer of a Portion of Georgetown Retail Water Certificate of Convenience and Necessity to the City of Jarrell**
Consideration and possible action to approve a Resolution approving the Texas Water Code Section 13.248 and 16 Texas Administrative Code Section 24.253 Agreement regarding retail water certificate of convenience and necessity service area transfer -- Caroline Stewart, Strategic Projects Manager

5.H **Resolution - Texas Water Development Board Application Filing**
Consideration and possible action to approve a Resolution requesting financial assistance from the Texas Water Development Board; authorizing the filing of an application for assistance; and making certain findings in connection therewith -- Caroline Stewart, Strategic Projects Manager

Stewart presented the item and provided background on the item.

Discussion among staff, Council, and Jennifer Ritter with Specialized Public Finance regarding interest rates.

Moved by Kevin Pitts; seconded by Jake French to Approve as presented. **Motion** Approved: 7- 0
Voting For: Amanda Parr, Kevin Pitts, Ben Butler, Ben Stewart, Jake French, Doug Noble, and Ron Garland
Voting Against: None

5.I **Resolution - Grant request to Safe Streets for All Program Call for Pavement Marking and Sign Safety Management Plan**
Consideration and possible action to approve a resolution of the City Council of the City of Georgetown, Texas expressing support for the request of Federal appropriations for the development of a Pavement Marking and Sign Safety Management Plan -- Lua Saluone, Transportation Manager

5.J **Water Supply Term Sheet with Recharge Water, L.P.**
Consideration and possible action to execute a water supply term sheet with Recharge Water, L.P. for the purchase of up to 34,000 acre feet of water per year -- Caroline Stewart, Strategic Projects Manager, Laurie Brewer, Assistant City

Manager Stewart presented and gave a history of the item.

Moved by Ron Garland; seconded by Kevin Pitts to Approve as presented.
Motion Approved: 7- 0
Voting For: Amanda Parr, Kevin Pitts, Ben Butler, Ben Stewart, Jake French, Doug Noble, and Ron Garland
Voting Against: None

5.K **Terminable Utility Easement with Pedernales Electric Cooperative, Inc.**
Consideration and possible action to approve the conveyance of a terminable utility easement to Pedernales Electric Cooperative, Inc., across a specific area within Garey Park in order to provide electric service to the cabins that the City is building in Garey Park, and to authorize the City Manager to execute the terminable utility easement in a form substantially similar to the document attached hereto -- Andrew Culpepper, Senior Assistant City Attorney - Real Estate Services

5.L **Agreement with Pedernales Electric Cooperative, Inc. for the Extension of Electric Facilities**
Consideration and possible action to approve an agreement with Pedernales Electric Cooperative, Inc. for the extension of electric facilities within Garey Park in order to allow for the extension of electric facilities needed in connection with the City's construction of cabins within Garey Park, and to authorize the City Manager to execute the agreement in a form substantially similar to the document attached hereto -- Andrew Culpepper, Senior Assistant City Attorney - Real Estate Services

5.M **Professional Services Agreement - Urbano Architecture for Needs Assessment Study of culturally significant City-Owned Facilities**
Consideration and possible action to approve Urbano Architecture firm for the professional services associated with the Needs Assessment Study of the Culturally Significant city owned facilities in a fixed fee amount of $80,000.00 -- Jennifer Bettiol, CIP Manager

5.N **Professional Services Agreement - Steinberg Hart Architecture for Phase II Library Needs Assessment**
Consideration and possible action to approve Steinberg Hart Architecture for the professional services associated with the Phase II Library Needs Assessment, which will evaluate the children’s area, lobby, teen area, circulation desk and staff areas for renovation in the sum of $190,925.00 -- Jennifer Bettiol, CIP Manager

5.O **Municipal Service Agreement - 2025-8-ANX - 3500 FM 971**
Consideration and possible action to approve a Municipal Service Agreement (MSA) for approximately 46.99 acres of City of Georgetown owned property situated in the Joseph Berry Survey, Abstract No. 63, to be known as the Pecan Branch Water Reclamation Facility, generally located at 3500 FM 971, Georgetown, TX 78626 (2025-8-ANX) -- Ryan Clark, AICP, Planning Manager

5.P **Temporary Construction Easement with Habitat for Humanity of Williamson County**
Consideration and possible action to approve a Temporary Construction Easement on City-owned property with Habitat for Humanity of Williamson County (“Habitat”) in order to allow Habitat to temporarily store building materials, equipment, vehicles and other construction-related supplies, as needed for Habitat's construction of affordable housing on property owned by Habitat and near City’s Property, and to authorize the City Manager to execute the Temporary Construction Easement in the form substantially similar to the document attached hereto -- Juan C. Rodriguez, Real Estate Program Manager - Real Estate Services

6. Legislative Regular Agenda

6.A **Public Hearing - Bluffview Public Improvement District (PID)**
Public Hearing on Proposed Assessments to be Levied against property in the Bluffview Public Improvement District Improvement Area #1 -- Nick Woolery, Assistant City Manager

Woolery presented the item.

Mayor Schroeder opened and closed the public hearing at 6:53 p.m. as there were no speakers.

No action was needed on the item.

6.B **Second Reading - Levying Special Assessments for Bluffview Public Improvement District (PID)**
Second Reading of an Ordinance Levying Special Assessments for, and Apportioning the Costs of, Certain Improvements to Property in and for The Bluffview Public Improvement District improvement Area #1; Fixing a Charge and Lien Against All Properties within Improvement Area #1 of the District, and the Owners Thereof; Providing for the Manner and Method of Collection of Such Assessments; Providing for Penalties and Interest on Delinquent Assessments; Making a Finding of Special Benefit to Property in the District and the Real and True Owners Thereof; Approving a Service and Assessment Plan; Providing a Severability Clause; and Providing an Effective date -- Nick Woolery, Assistant City Manager

Woolery presented the item with there being no changes since the first reading. He then read the Ordinance caption.

Moved by Kevin Pitts; seconded by Ron Garland to Approve as presented.
Motion Approved: 7- 0
Voting For: Amanda Parr, Kevin Pitts, Ben Butler, Ben Stewart, Jake French, Doug Noble, and Ron Garland
Voting Against: None

6.C **First and Final Reading - Ordinance Authorizing Issuance of Bonds for Bluffview Public Improvement District (PID)**
First and final reading of an Ordinance authorizing the issuance of the "City Of Georgetown, Texas Special Assessment Revenue Bonds, Series 2026 (Bluffview Public Improvement District Project)"; approving and authorizing an Indenture of Trust, a Bond Purchase Agreement, an Offering Memorandum, a Continuing Disclosure Agreement and Other Agreements and documents in connection therewith -- Nick Woolery, Assistant City Manager

Woolery presented the item and read the Ordinance caption.

Moved by Kevin Pitts; seconded by Jake French to Approve as presented.
Motion Approved: 7- 0

Voting For: Amanda Parr, Kevin Pitts, Ben Butler, Ben Stewart, Jake French, Doug Noble, and Ron Garland
Voting Against: None

Adjournment

Mayor Schroeder adjourned the meeting at 6:55 p.m.

These minutes were approved at the meeting of _____.

_____ _____
Mayor Attest

City of Georgetown, Texas
City Council
May 26, 2026

SUBJECT:
Resolution - Nomination of Compal USA Technology Inc. for the Texas Enterprise Zone Program

SUGGESTED ACTION:
Consideration and possible action to approve a Resolution nominating Compal USA Technology Inc. for the Texas Enterprise Zone Program -- Cameron Goodman, Economic Development Director

ITEM SUMMARY:
The Texas Enterprise Zone program is an incentive program offered by the State of Texas. This resolution of support is a required step in the application process that companies must complete to be considered for approval in this state program. This resolution of support and the enterprise program would not involve the use of city funds. Participation in this program would not reduce the amount of city sales taxes that are collected in connection with this project. The Texas Enterprise Zone Program is a state sales and use tax refund program designed to encourage private investment and job creation. Local communities must nominate a business for enterprise project designation to be considered to receive state sales and use tax refunds on qualified expenditures. An enterprise project is eligible for a refund of the taxes imposed by the Texas Tax Code on all taxable items purchased for use at the qualified business site related to the project or activity during the designation period. Companies must contribute information in the application packet, meet minimum capital investment thresholds and create and/or retain jobs that employ a certain percentage of economically disadvantaged individuals, enterprise zone residents or veterans. The amount of refund is related to the capital investment and jobs created at a qualified business site.

Eligibility Details Jobs counted for benefit must have an average weekly wage which meets or exceeds the average county weekly wage in the county which the qualified business site is located. Each community has a limited number of designations available per biennium; communities with a population at or above 250,000 have 9 designations available per biennium, while communities with a population of less than 250,000 have 6 designations available. Employment (new and retained jobs) and capital investment commitments must be met prior to the expiration of the designation period. A company must first pay the applicable state sales and use tax on qualified expenditures to receive a refund of those taxes. The percentage of a project's new employees who must meet economically disadvantaged, enterprise zone residency, or veteran requirement varies depending on whether the qualified business site is located inside or outside of an Enterprise Zone - state-designated area with economically depressed conditions. If located within a Zone, 25% of the company's new employees at the qualified business site must meet economically disadvantaged, enterprise zone residency or veteran requirements. If located outside a Zone, 35% of the company's new employees at the qualified business site must meet economically disadvantaged, enterprise zone residency, or veteran requirements. Only full-time jobs qualify for EZP award consideration. Jobs must be maintained through the end of the designation period, or for at least 3 years after the date on which tax benefits are received, whichever is later.

FINANCIAL IMPACT:
N/A - No cost to the City of Georgetown

SUBMITTED BY:
Shelly Sommerfeld,

ATTACHMENTS:
Georgetwon Resolution updating Compal Texas Enterprise Zone Project 4928-4245-4443 v.1.pdf

RESOLUTION NO. _____

AN RESOLUTION OF THE CITY COUNCIL OF THE CITY OF GEORGETOWN, TEXAS, AUTHORIZING NOMINATING COMPAL ELECTRONICS, A TEXAS CORPORATION FOR A TEXAS ENTERPRISE ZONE PROJECT; AND PROVIDING FOR AN EFFECTIVE DATE;

WHEREAS, the City of Georgetown, Texas ("City") has previously passed Ordinance No. 2004-48 adopted August 24, 2004, electing to participate in the Texas Enterprise Zone Program, and the local incentives offered under this Resolution are the same on this date as were outlined in Ordinance No. 2004-48; and

WHEREAS, the City Council previously approved as resolution nominating Compal Electronics, a Texas Corporation for Texas Enterprise Zone Project and desire to correct a scrivener's error contained therein and

WHEREAS, the Office of the Governor Economic Development and Tourism ("EDC") through the Economic Development Bank ("Bank") will consider Compal Electronics, a Texas corporation, as an enterprise project pursuant to a nomination and an application made by the City; and

WHEREAS, the City desires to pursue the creation of the proper economic and social environment in order to induce the investment of private resources in productive business enterprises located in the City and to provide employment to residents of enterprise zones and to other economically disadvantaged individuals; and

WHEREAS, pursuant to Chapter 2303, Subchapter F of the Texas Enterprise Zone Act, Texas Government Code (the "Act"), Compal Electronics, a Texas corporation, has applied to the City for designation as an enterprise project; and

WHEREAS, the City finds that Compal Electronics meets the criteria for designation as an enterprise project under Chapter 2303, Subchapter F of the Act on the following grounds:

1. Compal Electronics, is a "qualified business" under Section 2303.402 of the Act since it will be engaged in the active conduct of a trade or business at a qualified business site not located in an enterprise zone and at least twenty-five percent (25.0%) of the business' new employees will be residents of an enterprise zone, economically disadvantaged individuals, or veterans; and

2. There has been and will continue to be a high level of cooperation between public, private, and neighborhood entities within the area; and

3. The designation of Compal Electronics as an enterprise project will contribute significantly to the achievement of the plans of the City for development and revitalization of the area.

WHEREAS, the City finds that Compal Electronics, meets the criteria for tax relief and other incentives adopted by the City and nominates Compal Electronics for enterprise project status on the grounds that it will be located at the qualified business site, will create a higher level of employment, economic activity and stability; and

WHEREAS, the City Council finds that it is in the best interest of the public to nominate Compal Electronics as an enterprise project pursuant to the Act;

NOW THEREFORE BE IT RESOLVED BY THE CITY COUNCIL OF THE CITY OF GEORGETOWN, TEXAS:

Section 1. The meeting at which this resolution was approved was conducted in compliance with the Texas Open Meetings Act, Texas Government Code, Chapter 551.

Section 2. The facts and recitations contained in the preamble of this resolution are hereby found and declared to be true and correct and are incorporated by reference herein and expressly made a part hereof, as if copied verbatim.

Section 3: Compal Electronics is a "qualified business", as defined in Section 2303.402 of the Act, and meets the criteria for designation as an enterprise project, as set forth in Section 2303, Subchapter F of the Act.

Section 4: The enterprise project shall take effect on the date of designation of the enterprise project by the agency and terminate five (5) years after the designation.

Section 5: All resolutions that conflict with the provisions of this resolution are hereby repealed, and all other resolutions of the City not in conflict with the provisions of this resolution shall remain in full force and effect.

Section 6: If any provision of this resolution, or application thereof, to any person or circumstance, shall be held invalid, such invalidity shall not affect the other provisions, or application thereof, of this resolution, which can be given effect without the invalid provision or application, and to this end the provisions of this resolution are hereby declared to be severable.

Section 7: The Mayor is hereby authorized to sign this resolution and the City Secretary to attest. This resolution shall become effective and be in full force and effect immediately in accordance with the provisions of the City Charter of the City of Georgetown.

PASSED AND APPROVED on the _____of _____, 2026.

ATTEST:

_____
Robyn Densmore, City Secretary

THE CITY OF GEORGETOWN:

_____
Josh Schroeder, Mayor

APPROVED AS TO FORM:

_____
Skye Masson, City Attorney

City of Georgetown, Texas
City Council
May 26, 2026

SUBJECT:
Construction Contract with Austin Underground for Church Street Wastewater Improvements

SUGGESTED ACTION:
Forwarded from the Georgetown Water Utility Advisory Board (GWUAB):
Consideration and possible action to approve a contract with Austin Underground, Inc. of Lago Vista, Texas, for the base bid and Alternate A for the construction of Church Street Wastewater Improvements in the amount of $1,277,814.00 -- Wesley Wright, P.E., Systems Engineering Director, and David Herzog, CIP Manager

ITEM SUMMARY:
The project consists of furnishing, installing and providing all labor and materials required for installation of 1,900 LF of 8" wastewater line, manholes, wastewater services, wastewater service yard lines, cleanouts, bypass pumping and road repair. The alternate bid allows the installation of flowable fill in lieu of the crushed limestone base backfill. This will allow the road to be opened sooner. Contractor shall always keep one lane of traffic open during the construction phase, and roadway will be open to two lanes in each direction at the end of the day. The contract allows for up to 180 days to complete all work. Currently, the existing wastewater line is located within the backyards of residential properties, which creates challenges for the City's operations staff to safely and efficiently access the line for maintenance and regulatory compliance.

This project will relocate the wastewater main from the rear property lines to Church Street, providing improved accessibility for operations and maintenance activities. As part of this project, all existing service connections will be relocated from the rear of the properties to the front, where they will connect to the new wastewater main.

The Church Street Wastewater Improvement project advertised for public bids on March 22nd and March 29th, in the Williamson County Sun. On April 9th, we received 10 competitive bids. The low qualified bidder for the project was Austin Underground Inc. with a base bid of $1,269,014.00 and Alternate A in the amount of $8,800.00.

STAFF RECOMMENDATION:
Austin Underground Inc has successfully completed projects similar in size and scope. Staff and KPA Engineering recommend awarding this contract to Austin Underground of Lago Vista, TX, for the base bid of $1,269,014.00 and Alternate A in the amount of $8,800.00 for a total price of $1,277,814.00.

BOARD RECOMMENDATION:
This item was unanimously approved at the May 14, 2026, Georgetown Water Utility Advisory Board meeting for recommendation for Council approval.

FINANCIAL IMPACT:
Funds for this expenditure are budgeted and available in the FY26 Wastewater Capital Improvement Plan budget.

SUBMITTED BY:
Shawn Gunnin, Systems Engineering

ATTACHMENTS:
Agenda_Packet_Church_Street_WW_Improvements.pdf

KPA ENGINEERS

11 South 2nd Street · Temple, TX 76501 · (254) 773-3731
800 South Austin Avenue · Georgetown, TX 78626 · (512) 819-9478

April 13, 2026

Mr. Dustin Hanson
Systems Engineering Project Manager
City of Georgetown
300-1 Industrial Avenue
Georgetown, Texas 78626-8445

Re: Church Street Wastewater Improvements
Georgetown, Texas

Mr. Hanson,

Bids were received by the City of Georgetown until 2:00 P.M. on Thursday, April 9, 2026 for the above referenced project. There were ten (10) competitive bids received for the project. A detailed bid tabulation of this bid is attached for your use.

The purpose of this project is to abandon an existing failing 6-inch wastewater line that is inaccessible for repairs due to its location in the backyards of properties that front Church Street from East 16th to the north towards University Drive. The project consists of a Base Bid and Alternate A bid. The base bid consists of the installation of a new 8-inch wastewater line from the intersection of Church Street and East 18th Street and extends north approximately 1,900 linear feet within Church Street and includes new manholes, wastewater services, wastewater service yard lines, cleanouts, bypass pumping, testing, and a final HMAC mill and overlay within the construction limits of the new wastewater line. The Alternate A bid allows the installation of flowable fill backfill material in lieu of standard crushed limestone base backfill.

The low, successful bidder is Austin Underground, Inc of Lago Vista, Texas in the total amount (Base Bid plus Alternate A) of **$1,277,814.00**. Austin Underground, Inc is the low successful bidder for the recommended award of the Base Bid with Alternate A Bid. Austin Underground, Inc has successfully completed projects of similar size and scope for various municipalities in the area, including the City of Georgetown and meets the competitive sealed bidding requirements set forth in the Contract Documents for this project. Based on this information, we recommend awarding the Downtown Water Line Improvements Project to Austin Underground, Inc of Lago Vista, Texas for the total bid amount of **$1,277,814.00**.

Sincerely,

Alvin R. (Trae) Sutton III, P. E.
Principal
TSutton@kpaengineers.com

xc: Mr. David Herzog, City of Georgetown
Mr. Hunter Anderson, City of Georgetown
Ms. Nicole Abrego, City of Georgetown
2024-182-40

BID TABULATION
CITY OF GEORGETOWN TEXAS
Church Street Wastewater Improvements
April 9, 2024; 2:00 PM

				BIDDER INFORMATION																	
				1		2		3		4		5		6		7		8		9		10	
				Austin Underground, Inc. PO Box 5650 Lago Vista, TX 78645-5650		Packsaddle Management, LLC PO Box 4385 Horseshoe Bay, TX 78657		Royal Vista, Inc. 350 County Road 260 Liberty Hill, TX 78642		Patin Construction, LLC 3800 W 2nd Street Taylor, TX 76574		M&C Fonseca Construction Co., Inc. 1901 Prairie Creek Road Granite Shoals, TX 78654		Liberty Civil Construction, LLC 2937 Hero Way Leander, TX 78641		AO Services 25565 Ronald Reagan Blvd Georgetown, TX 78633		Guerra Underground, LLC 9810 FM 969 Austin, TX 78724		JM Pipeline, LLC PO Box 1999 Burnet, TX 78611		Bell Contractors, Inc. 3082 W. Hwy 190 Belton, TX 76513	
Item No.	*Bid Quantity*	*Unit*	*Bid Data Description*	*Unit Price*	*Extended Amount*	*Unit Price*	*Extended Amount*	*Unit Price*	*Extended Amount*	*Unit Price*	*Extended Amount*	*Unit Price*	*Extended Amount*	*Unit Price*	*Extended Amount*	*Unit Price*	*Extended Amount*	*Unit Price*	*Extended Amount*	*Unit Price*	*Extended Amount*	*Unit Price*	*Extended Amount*
BASE BID																							
1	100%	LS	Insurance, Bonds and Mobilization, not to exceed 5% of Bid	$ 55,000.00	$ 55,000.00	$ 40,000.00	$ 40,000.00	$ 65,000.00	$ 65,000.00	$ 72,500.00	$ 72,500.00	$ 60,000.00	$ 60,000.00	$ 70,500.00	$ 70,500.00	$ 70,219.00	$ 70,219.00	$ 86,135.00	$ 86,135.00	$ 50,000.00	$ 50,000.00	$ 110,214.31	$ 110,214.31
2	20	STA	Provide Labor, Equipment, Tools and Supervision to Complete Preparation of Right-of-way	8,425.00	168,500.00	1,250.00	25,000.00	3,000.00	60,000.00	5,000.00	100,000.00	800.00	16,000.00	2,200.00	44,000.00	2,282.00	45,640.00	36,988.83	739,776.60	2,000.00	40,000.00	3,727.95	74,559.00
3	100%	LS	For Providing a Video DVD of the Project Area Prior to and After Construction	1,000.00	1,000.00	1,000.00	1,000.00	4,500.00	4,500.00	500.00	500.00	4,800.00	4,800.00	1,000.00	1,000.00	3,933.00	3,933.00	6,767.75	6,767.75	3,000.00	3,000.00	693.84	693.84
4	100%	LS	For Preparation of Traffic Control Plan. Plan is to be prepared and signed by P.E. Licensed in the State of Texas	4,000.00	4,000.00	1,000.00	1,000.00	3,450.00	3,450.00	3,000.00	3,000.00	6,500.00	6,500.00	5,000.00	5,000.00	2,809.00	2,809.00	4,306.75	4,306.75	1,000.00	1,000.00	4,130.00	4,130.00
5	7	MO	Implement Barricade, Signing and Traffic Safety Plan Control Plan	2,800.00	19,600.00	1,500.00	10,500.00	8,750.00	61,250.00	3,500.00	24,500.00	6,000.00	42,000.00	12,000.00	84,000.00	50,558.00	353,906.00	3,093.83	21,656.81	1,000.00	7,000.00	57,360.93	401,526.51
6	100%	LS	Submit Trench Safety Plan prepared and signed by P.E., in Conformance with State Law and OSHA	1,000.00	1,000.00	1,000.00	1,000.00	1,150.00	1,150.00	1,000.00	1,000.00	8,500.00	8,500.00	2,000.00	2,000.00	1,686.00	1,686.00	3,076.25	3,076.25	1,000.00	1,000.00	767.00	767.00
7	4,100	LF	Provide and Implement Trench Safety Plan (Pipe)	2.50	10,250.00	1.00	4,100.00	10.00	41,000.00	5.00	20,500.00	6.00	24,600.00	2.00	8,200.00	4.00	16,400.00	3.69	15,129.00	5.00	20,500.00	7.79	31,939.00
8	3,900	SF	Provide and Implement Trench Safety Plan (Manholes/Inlets)	1.30	5,070.00	1.00	3,900.00	2.30	8,970.00	3.00	11,700.00	1.85	7,215.00	0.50	1,950.00	4.00	15,600.00	0.13	507.00	5.00	19,500.00	1.18	4,602.00
9	100%	LS	Prepare Stormwater Pollution Prevention Plan, including submission to and receiving permits from Texas Commission on Environmental Quality (TCEQ)	1,030.00	1,030.00	4,000.00	4,000.00	6,500.00	6,500.00	3,000.00	3,000.00	4,200.00	4,200.00	14,000.00	14,000.00	5,056.00	5,056.00	4,675.90	4,675.90	25,000.00	25,000.00	9,369.20	9,369.20
10	9	EA	Furnish, Install, Maintain and Remove Inlet Protection	206.00	1,854.00	150.00	1,350.00	775.00	6,975.00	150.00	1,350.00	450.00	4,050.00	250.00	2,250.00	281.00	2,529.00	123.05	1,107.45	250.00	2,250.00	436.60	3,929.40
11	1,000	LF	Remove & Replace 8" PVC SDR-26 Wastewater Line Pipe	100.00	100,000.00	140.00	140,000.00	155.00	155,000.00	125.00	125,000.00	95.00	95,000.00	197.00	197,000.00	148.00	148,000.00	164.97	164,970.00	99.00	99,000.00	416.37	416,370.00
12	1,000	LF	Furnish & Install 8" PVC SDR-26 Wastewater Line Pipe	85.00	85,000.00	140.00	140,000.00	115.00	115,000.00	120.00	120,000.00	90.00	90,000.00	210.00	210,000.00	147.00	147,000.00	164.97	164,970.00	105.00	105,000.00	271.54	271,540.00
13	100%	LS	Furnish all Materials, Equipment, Tools & Labor Necessary for Temporary Bypass or Bypass Pumping in order to Install the new Wastwater Line	25,000.00	25,000.00	30,000.00	30,000.00	62,675.00	62,675.00	15,000.00	15,000.00	62,000.00	62,000.00	20,000.00	20,000.00	36,758.00	36,758.00	14,642.95	14,642.95	60,000.00	60,000.00	50,272.36	50,272.36
14	7	EA	Furnish & Install 4' Diameter Wastewater Manhole	12,500.00	87,500.00	8,500.00	59,500.00	11,500.00	80,500.00	5,500.00	38,500.00	7,400.00	51,800.00	10,000.00	70,000.00	7,384.00	51,688.00	8,640.12	60,480.84	13,000.00	91,000.00	13,665.86	95,661.02
15	1,000	LF	Furnish & Install 4" Wastewater Service Line from Main to ROW Cleanout, Inlcuding Bends, Fittings, and Appurtenances	80.00	80,000.00	50.00	50,000.00	55.00	55,000.00	120.00	120,000.00	52.00	52,000.00	220.00	220,000.00	103.00	103,000.00	168.10	168,100.00	64.00	64,000.00	162.50	162,500.00
16	80	LF	Furnish & Install 6" Wastewater Service Line from Main to ROW Cleanout, Inlcuding Bends, Fittings, and Appurtenances	120.00	9,600.00	55.00	4,400.00	120.00	9,600.00	120.00	9,600.00	58.00	4,640.00	253.00	20,240.00	125.00	10,000.00	182.35	14,588.00	125.00	10,000.00	166.28	13,302.40
17	1,075	LF	Furnish & Install 4" Wastewater Service Yard Line from ROW Cleanout to House Cleanout, Inlcuding Bends, Fittings, and Appurtenances	61.00	65,575.00	50.00	53,750.00	70.00	75,250.00	120.00	129,000.00	84.00	90,300.00	193.00	207,475.00	105.00	112,875.00	58.97	63,392.75	65.00	69,875.00	110.70	119,002.50
18	315	LF	Furnish & Install 6" Wastewater Service Yard Line from ROW Cleanout to House Cleanout, Inlcuding Bends, Fittings, and Appurtenances	50.00	15,750.00	55.00	17,325.00	130.00	40,950.00	120.00	37,800.00	88.00	27,720.00	197.00	62,055.00	123.00	38,745.00	63.47	19,993.05	75.00	23,625.00	110.87	34,924.05
19	26	EA	Furnish & Install 4" Wastewater Service ROW Cleanout	1,000.00	26,000.00	500.00	13,000.00	750.00	19,500.00	750.00	19,500.00	550.00	14,300.00	1,700.00	44,200.00	1,709.00	44,434.00	488.53	12,701.78	2,800.00	72,800.00	792.04	20,593.04
20	2	EA	Furnish & Install 6" Wastewater Service ROW Cleanout	3,000.00	6,000.00	900.00	1,800.00	2,050.00	4,100.00	750.00	1,500.00	686.00	1,372.00	1,900.00	3,800.00	2,226.00	4,452.00	655.11	1,310.22	2,800.00	5,600.00	813.31	1,626.62
21	26	EA	Furnish & Install 4" Wastewater Service Yard Cleanout	800.00	20,800.00	500.00	13,000.00	700.00	18,200.00	750.00	19,500.00	500.00	13,000.00	1,700.00	44,200.00	1,765.00	45,890.00	488.55	12,702.30	2,500.00	65,000.00	792.04	20,593.04
22	32	EA	Connect to Exisitng House Service	500.00	16,000.00	600.00	19,200.00	900.00	28,800.00	1,500.00	48,000.00	1,100.00	35,200.00	2,000.00	64,000.00	2,636.00	84,352.00	76.23	2,439.36	250.00	8,000.00	992.50	31,760.00
23	1	EA	Connect to Existing Manhole	3,800.00	3,800.00	500.00	500.00	4,000.00	4,000.00	5,000.00	5,000.00	4,200.00	4,200.00	5,500.00	5,500.00	4,319.00	4,319.00	304.89	304.89	3,000.00	3,000.00	5,372.88	5,372.88
24	7	EA	Cut & Cap Existing 4" Wastewater Service	450.00	3,150.00	300.00	2,100.00	175.00	1,225.00	500.00	3,500.00	250.00	1,750.00	1,500.00	10,500.00	1,443.00	10,101.00	202.97	1,420.79	500.00	3,500.00	1,613.28	11,292.96
25	100%	LS	Demolition and Haul Off of Exisitng Grinder Pump Assembly & Vault	5,000.00	5,000.00	2,000.00	2,000.00	3,450.00	3,450.00	2,500.00	2,500.00	3,800.00	3,800.00	3,000.00	3,000.00	9,599.00	9,599.00	123.05	123.05	5,000.00	5,000.00	7,971.47	7,971.47
26	165	SY	Gravel Driveway Removal & Replacement	68.00	11,220.00	30.00	4,950.00	23.00	3,795.00	50.00	8,250.00	32.00	5,280.00	20.00	3,300.00	45.00	7,425.00	39.47	6,512.55	25.00	4,125.00	33.19	5,476.35
27	220	SY	Concrete Driveway Removal & Replacement	210.00	46,200.00	130.00	28,600.00	70.00	15,400.00	125.00	27,500.00	152.00	33,440.00	150.00	33,000.00	120.00	26,400.00	287.12	63,166.40	100.00	22,000.00	201.05	44,231.00
28	320	LF	Curb & Gutter Removal & Replacement	65.00	20,800.00	30.00	9,600.00	35.00	11,200.00	40.00	12,800.00	56.00	17,920.00	45.00	14,400.00	36.00	11,520.00	43.07	13,782.40	35.00	11,200.00	37.29	11,932.80
29	30	SY	Brick Paver Removal & Replacement	240.00	7,200.00	200.00	6,000.00	80.00	2,400.00	100.00	3,000.00	68.00	2,040.00	50.00	1,500.00	139.00	4,170.00	278.54	8,356.20	150.00	4,500.00	182.90	5,487.00
30	30	SY	Concrete Sidewalk Removal & Replacement	350.00	10,500.00	130.00	3,900.00	80.00	2,400.00	200.00	6,000.00	150.00	4,500.00	130.00	3,900.00	133.00	3,990.00	108.78	3,263.40	150.00	4,500.00	182.90	5,487.00
31	50	SY	Gravel Walkway Removal & Replacement	66.00	3,300.00	30.00	1,500.00	45.00	2,250.00	100.00	5,000.00	38.00	1,900.00	20.00	1,000.00	96.00	4,800.00	39.47	1,973.50	50.00	2,500.00	47.20	2,360.00
32	80	LF	Yard Fencing (Metal/Wood/Chain Link) Removal and Resetting	59.00	4,720.00	40.00	3,200.00	60.00	4,800.00	100.00	8,000.00	57.00	4,560.00	100.00	8,000.00	113.00	9,040.00	40.69	3,255.20	100.00	8,000.00	141.60	11,328.00
33	60	LF	Metal Landscaping Edging Removal and Replacement	22.00	1,320.00	10.00	600.00	7.00	420.00	50.00	3,000.00	12.00	720.00	10.00	600.00	57.00	3,420.00	22.15	1,329.00	5.00	300.00	64.90	3,894.00
34	30	LF	14" Concrete Curb Landscaping Edging Removal and Replacement	140.00	4,200.00	50.00	1,500.00	115.00	3,450.00	50.00	1,500.00	22.50	675.00	120.00	3,600.00	30.00	900.00	22.15	664.50	75.00	2,250.00	51.13	1,533.90
35	1,275	SY	Furnish & Install Grass Sod Variety (Bermuda, St. Augustine, or Zoysia) Dependant on Property Sod Type, Including water to establish & sustain growth	9.00	11,475.00	10.00	12,750.00	18.50	23,587.50	15.00	19,125.00	18.00	22,950.00	15.00	19,125.00	15.00	19,125.00	23.38	29,809.50	6.00	7,650.00	15.34	19,558.50
36	5	EA	Remove & Replace 5' PCU Storm Drain Inlets	11,500.00	57,500.00	6,250.00	31,250.00	6,670.00	33,350.00	7,500.00	37,500.00	8,800.00	44,000.00	9,000.00	45,000.00	13,035.00	65,175.00	15,973.64	79,868.20	15,000.00	75,000.00	12,401.00	62,005.00
37	5,600	SY	1-1/2" Mill & Overlay (Type D HMAC)	18.00	100,800.00	17.00	95,200.00	30.00	168,000.00	17.00	95,200.00	38.00	212,800.00	17.00	95,200.00	19.00	106,400.00	19.23	107,688.00	36.00	201,600.00	26.85	150,360.00
38	100%	LS	Furnish All Materials, Equipment, Tools & Labor Necessary for Deflection Testing of All Proposed Wastewater Lines, Including Any Necessary Repairs	5,100.00	5,100.00	6,000.00	6,000.00	7,500.00	7,500.00	2,500.00	2,500.00	4,600.00	4,600.00	6,000.00	6,000.00	7,914.00	7,914.00	826.90	826.90	3,000.00	3,000.00	2,419.00	2,419.00
39	100%	LS	Furnish All Materials, Equipment, Tools & Labor Necessary for Air Testing of All Proposed Wastewater Lines, Including Any Necessary Repairs	10,000.00	10,000.00	6,000.00	6,000.00	6,500.00	6,500.00	4,000.00	4,000.00	3,800.00	3,800.00	6,000.00	6,000.00	11,375.00	11,375.00	826.90	826.90	3,000.00	3,000.00	3,894.00	3,894.00
40	100%	LS	Furnish All Materials, Equipment, Tools & Labor Necessary for Vacuum Testing of All Proposed Wastewater Manholes, Including Any Necessary Repairs	8,200.00	8,200.00	5,999.00	5,999.00	6,500.00	6,500.00	4,000.00	4,000.00	7,000.00	7,000.00	5,000.00	5,000.00	11,375.00	11,375.00	1,653.79	1,653.79	3,000.00	3,000.00	4,425.00	4,425.00
41	100%	LS	For Irrigation Repair Allowance by a Licensed Irrigator to be paid Repair Invoice plus 20%	50,000.00	50,000.00	50,000.00	50,000.00	50,000.00	50,000.00	50,000.00	50,000.00	50,000.00	50,000.00	50,000.00	50,000.00	50,000.00	50,000.00	50,000.00	50,000.00	50,000.00	50,000.00	50,000.00	50,000.00
42	100%	LS	City of Georgetown Force Account	100,000.00	100,000.00	100,000.00	100,000.00	100,000.00	100,000.00	100,000.00	100,000.00	100,000.00	100,000.00	100,000.00	100,000.00	100,000.00	100,000.00	100,000.00	100,000.00	100,000.00	100,000.00	100,000.00	100,000.00
BASE BID AMOUNT - (Items 1 - 42)					$ 1,269,014.00		$ 1,005,474.00		$ 1,373,597.50		$ 1,319,825.00		$ 1,241,132.00		$ 1,810,495.00		$ 1,812,020.00		$ 2,058,254.93		$ 1,357,275.00		$ 2,388,904.15

BID TABULATION
CITY OF GEORGETOWN TEXAS
Church Street Wastewater Improvements
April 9, 2024; 2:00 PM

				BIDDER INFORMATION																			
				1		2		3		4		5		6		7		8		9		10	
				Austin Underground, Inc. PO Box 5650 Lago Vista, TX 78645-5650		Packsaddle Management, LLC PO Box 4385 Horseshoe Bay, TX 78657		Royal Vista, Inc. 350 County Road 260 Liberty Hill, TX 78642		Patin Construction, LLC 3800 W 2nd Street Taylor, TX 76574		M&C Fonseca Construction Co., Inc. 1901 Prairie Creek Road Granite Shoals, TX 78654		Liberty Civil Construction, LLC 2937 Hero Way Leander, TX 78641		AO Services 25565 Ronald Reagan Blvd Georgetown, TX 78633		Guerra Underground, LLC 9810 FM 969 Austin, TX 78724		JM Pipeline, LLC PO Box 1999 Burnet, TX 78611		Bell Contractors, Inc. 3082 W. Hwy 190 Belton, TX 76513	
Item No.	*Bid Quantity*	*Unit*	*Bid Data Description*	*Unit Price*	*Extended Amount*	*Unit Price*	*Extended Amount*	*Unit Price*	*Extended Amount*	*Unit Price*	*Extended Amount*	*Unit Price*	*Extended Amount*	*Unit Price*	*Extended Amount*	*Unit Price*	*Extended Amount*	*Unit Price*	*Extended Amount*	*Unit Price*	*Extended Amount*	*Unit Price*	*Extended Amount*
ALTERANATE A																							
1	100%	LS	Utilize Flowable Fill in Lieu of Base Backfill and Asphalt Patch	$ 8,800.00	$ 8,800.00	$ 362,000.00	$ 362,000.00	$ 12,592.00	$ 12,592.00	$ 82,500.00	$ 82,500.00	$ 338,000.00	$ 338,000.00	$ 99,000.00	$ 99,000.00	$ 192,737.00	$ 192,737.00	$ (5,775.00)	$ (5,775.00)	$ 971,285.84	$ 971,285.84	$ 573,877.40	$ 573,877.40
ALTERNATE A BID AMOUNT - (Item 1)					$ 8,800.00		$ 362,000.00		$ 12,592.00		$ 82,500.00		$ 338,000.00		$ 99,000.00		$ 192,737.00		$ (5,775.00)		$ 971,285.84		$ 573,877.40

BASE BID AMOUNT - (Items 1 - 42)	$ 1,269,014.00	$ 1,005,474.00	$ 1,373,597.50	$ 1,319,825.00	$ 1,241,132.00	$ 1,810,495.00	$ 1,812,020.00	$ 2,058,254.93	$ 1,357,275.00	$ 2,388,904.15
ALTERNATE A BID AMOUNT - (Item 1)	$ 8,800.00	$ 362,000.00	$ 12,592.00	$ 82,500.00	$ 338,000.00	$ 99,000.00	$ 192,737.00	$ (5,775.00)	$ 971,285.84	$ 573,877.40
TOTAL BID (BASE BID + ALTERNATE A)	$ 1,277,814.00	$ 1,367,474.00	$ 1,386,189.50	$ 1,402,325.00	$ 1,579,132.00	$ 1,909,495.00	$ 2,004,757.00	$ 2,052,479.93	$ 2,328,560.84	$ 2,962,781.55

Did Bidder Acknowledge Addendum No. 1 & 2	Yes	Yes	Yes	Yes	Yes	Yes	Yes	Yes	Yes	Yes
Did Bidder provide Section #00400?	Yes	Yes	Yes	Yes	Yes	Yes	Yes	Yes	Yes	Yes
Did Bidder provide Section #00410?	Yes	Yes	Yes	Yes	Yes	Yes	Yes	Yes	Yes	Yes

I hereby certify that this is a correct and true tabulation of all bids received

STATE OF TEXAS
ALVIN R. SUTTON, III
96530
LICENSED
PROFESSIONAL ENGINEER

April 13, 2026

Alvin R "Trae" Sutton, III, PE, CFM
Kasberg, Patrick & Associates, LP

Date

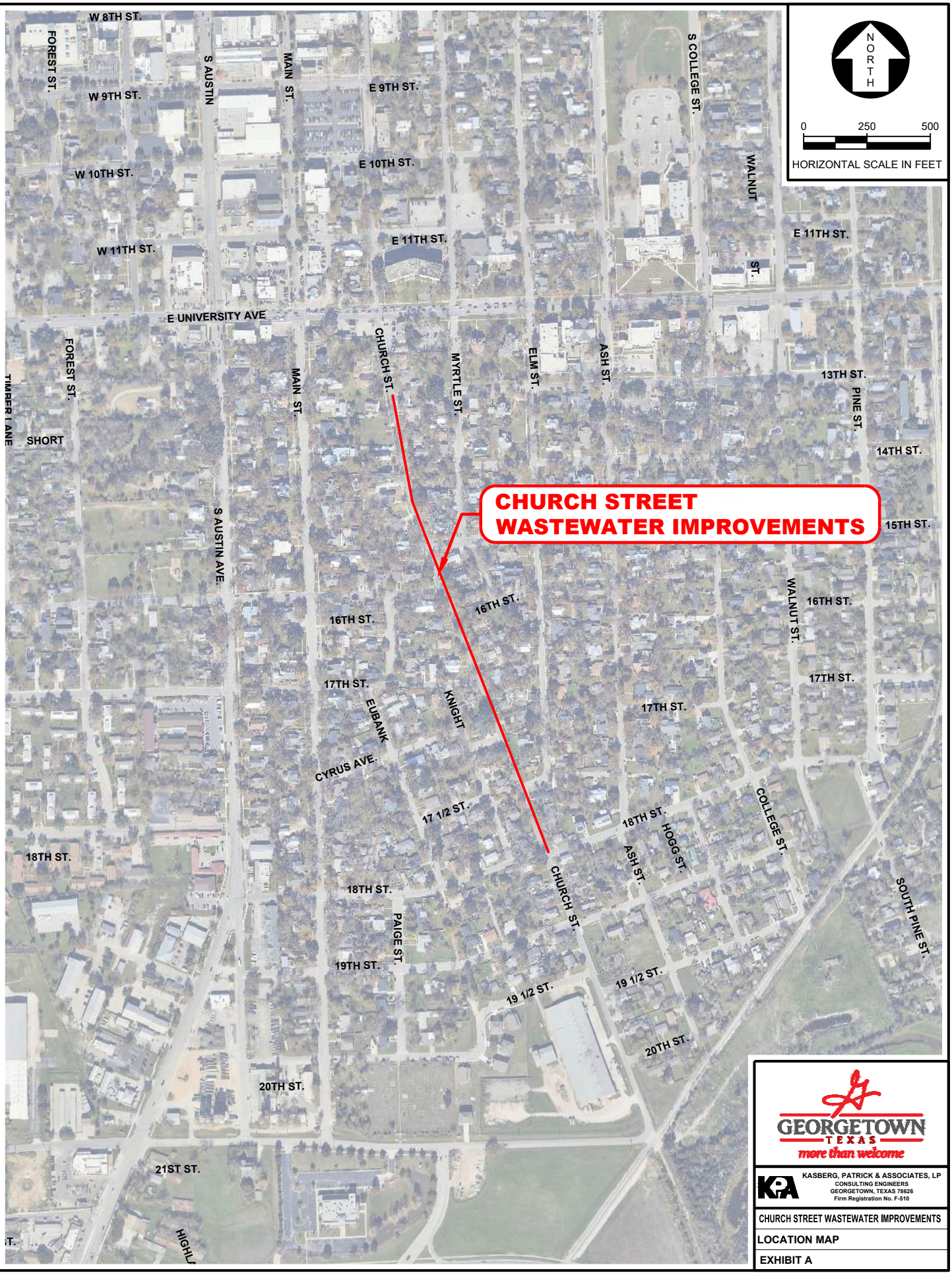

GEORGETOWN TEXAS
more than welcome

KASBERG, PATRICK & ASSOCIATES, LP
CONSULTING ENGINEERS
GEORGETOWN, TEXAS 78626
Firm Registration No. F-510

CHURCH STREET WASTEWATER IMPROVEMENTS

LOCATION MAP

EXHIBIT A

© 2025 Kasberg, Patrick & Associates, LP KPA Firm Registration Number F-510
FILE: P:\Georgetown\2024\2024-182 Church Street WW Imp\CAD\Plans\GENERAL\24-182 CHURCH ST WWL - GEN SHEETS.dwg LAST SAVED: 4/13/2026 10:39:55 AM LAYOUT: EXHIBIT - A

City of Georgetown, Texas
City Council
May 26, 2026

SUBJECT:
Special Services Agreement with FilmTec (DuPont) for Three Forks and Northlands Membranes Supplier

SUGGESTED ACTION:
Forwarded from the Georgetown Water Utility Advisory Board (GWUAB):
Consideration and possible action to approve a Special Services Agreement with FilmTec (DuPont) of Wilmington, Delaware, for membrane filtration system special services associated with Three Forks and Northlands Water Reclamation Facilities in the amount of $300,000.00 -- Wesley Wright, P.E. Systems Engineering Director, and David Herzog, CIP Manager

ITEM SUMMARY:
This agreement provides specialized membrane filtration system design support services for the Three Forks and Northlands Water Reclamation Facility projects that are currently being designed by CDM Smith and Freese and Nichols. The Membrane Filtration System Supplier (MFSS) will provide technical support during the design phase and participate in project coordination meetings with City staff and project engineers.

Under this agreement, the membrane filtration system supplier (MFSS) will participate in design coordination meetings and provide technical support that is necessary for the integration of the membrane system for both treatment facilities. Services include preparation of shop drawings, 3-D design files, process documentation, equipment submittals, and coordination assistance to the City's design engineers during project development. The total agreement is for $300,000.00 with $150,000.00 being designated for each project. The agreement establishes two submittal milestones for each project, including an initial submittal package and a final submittal package. Compensation will be based on approved deliverables, with $80,000.00 allocated for approval of Submittal Package No. 1 and $70,000.00 allocated for approval of Submittal Package No. 2 for each project.

This agreement is limited to special services and design support associated with the membrane filtration systems. Once execution of the Construction Manager at Risk (CMAR) contract is established, the CMAR will assume responsibility for procurement and contracting of the membrane filtration equipment supplier for project construction and implementation.

STAFF RECOMMENDATION:
City staff recommends approval of the Special Services Agreement with FilmTec (DuPont) of Wilmington, Delaware, in the amount of $300,000.00.

BOARD RECOMMENDATION:
This item was unanimously approved at the May 14, 2026, Georgetown Water Utility Advisory Board meeting for recommendation for Council approval.

FINANCIAL IMPACT:
Funds for this expenditure are available in the FY26 wastewater CIP budget – PRJ000370 (Northlands WRF) and PRJ000259 (Three Forks WRF).

SUBMITTED BY:
Shawn Gunnin, Systems Engineering

ATTACHMENTS:
Georgetown_TX_Special_Services_Agreement_DuPont.pdf

Docusign Envelope ID: 2B34EB89-4697-8B47-8023-E5D8CF73FB6E

SECTION 005243
SPECIAL SERVICES AGREEMENT

THIS AGREEMENT is by and between the City of Georgetown, Texas, a home-rule city and municipal corporation with principal offices located at 808 Martin Luther King, Jr. St., Georgetown, Williamson County, Texas 78626 (Owner) and Filmtec Corporation authorized to do business in Texas, acting by and through its duly authorized representative, ("Membrane System Supplier", hereafter referred to as "MFSS"). Owner and MFSS may jointly be referred to as Parties.

Owner and MFSS, in consideration of the mutual covenants hereinafter set forth, hereby agree as follows:

ARTICLE 1 – WORK

1.01 MFSS shall provide Special Services as specified or indicated in the Proposal Documents. The Special Services to be furnished are described in Section 011000 – Summary.

1.02 MFSS shall attend progress design meetings as required by the Owner. MFSS shall provide all necessary project documents required by the Engineer for design of the membrane system as part of the Three Forks WRF project and the Northlands WRF project, together called Project for this agreement.

ARTICLE 2 – THE PROJECT

2.01 The Project for which the Work under the Special Services may be the whole or only a part is generally described as follows: Three Forks WRF and Northlands WRF – Membrane Filtration System.

2.02 The MFSS shall provide project design documentation, shop drawings, 3-D design file and assistance to the Engineer in the design of the membrane system and shall attend progress design meetings.

2.03 The Owner shall execute the Agreement and administer the Contract for the Special Services associated with the Membrane System design and preparation of Shop Drawings and other Submittals required for the Project.

ARTICLE 3 – ENGINEER

3.01 Project No. PRJ000259 has been designed by: CDM Smith and Project No. PRJ000370 has been designed by Freese and Nichols, Inc. together called "Engineer", which is to act as Owner's representative, assume all duties and responsibilities, and have the rights and authority assigned to Engineer in the Proposal Documents in connection with the completion of the Work in accordance with the Proposal Documents.

Docusign Envelope ID: 2B34EB89-4697-8B47-8023-E5D8CF73FB6E

ARTICLE 4 – CONTRACT TIMES

4.01 *Time of the Essence*

A. All time limits for Milestones and the furnishing of Special Services as stated in the Proposal Documents are of the essence of the Agreement.

4.02 *Days to Achieve Substantial Completion and Final Payment*

A. All Shop Drawings required by the *Proposal* Documents shall be submitted to the Owner for Engineer's review and approval in accordance with Division 01 – *Submittals,* and the following schedule.

1. The MFSS shall have submitted to the Engineer all Shop Drawings associated with the First Shop Drawing Submittal as described in Paragraph 4.03.A.1 below within 60 calendar days after the Notice of Proceed.

2. The MFSS shall have submitted to the Engineer all Shop Drawings associated with the Second Shop Drawing Submittal as described in Paragraph 4.3.A.1 below within 90 calendar days after the Notice of Proceed.

4.03 Project Milestones for Special Services

A. The furnishing of Special Services to the Owner and Engineer will commence upon the execution of the Agreement between the Owner and the MFSS. The MFSS shall provide all Special Services required by the Proposal Documents based upon the following milestones.

1. Upon execution of the Agreement, the MFSS will begin to provide Special Services required for Shop Drawings and Samples.

   a. The First Submittal shall include P&IDs and layouts for the membrane filtration system, with shop drawings and 3-D design file (.stp) for the major equipment (membrane components, blowers, compressors and air receivers, and all pumps), as defined in the specifications and electrical loads.

   b. The Second Submittal shall include shop drawings for all remaining equipment and facilities as defined in the equipment specifications, including design calculations, piping connections and layouts, equipment and piping materials and process instrumentation and controls.

   c. Refer to Membrane Technical Specifications included in Division 46 for other submittal requirements

2. MFSS shall participate in up to four (4) three-hour virtual progress design meetings and one (1) six-hour on-site meeting in Georgetown and provide assistance to Engineer during design of the Membrane System.

3. All submittals shall be in accordance with Section 013300 – Submittals.

Docusign Envelope ID: 2B34EB89-4697-8B47-8023-E5D8CF73FB6E

4.04 *Liquidated Damages*

A. MFSS and Owner recognize that time is of the essence as stated in Paragraph 4.01 above and that Owner will suffer financial loss if the Work is not completed within the times specified in Paragraph 4.02 above, plus any extensions thereof allowed in accordance with Article 12 of the General Conditions. Should MFSS fail to complete the Work within this time, the Owner may retain liquidated damages in accordance with this Agreement. Liquidated Damages set forth in this Article 4 shall constitute the Owner's sole and exclusive remedy for delay by MFSS in achieving any Milestones or dates for the delivery of Goods or furnishing of Special Services. In no event shall MFSS be required to pay liquidated damages to the extent that the payment of such damages would allow the aggregate of all such damages paid to exceed the Agreement Price. It is understood that the foregoing limitation is a subset of and not in addition to the limitation of liability set forth in Article 4 of this Agreement.

B. MFSS agrees to pay the Owner liquidated damages in the amount of one thousand dollars ($1,000.00) per calendar day that expires after the contract times or dates specified for the furnishing of Special Services in Article 4 of this Agreement.

C. The liquidated damages are not a penalty but represent the fixed costs associated with the Owner's administrative fees and costs incurred by the Owner 's inability to place all of portions of this project into service within the time stipulated in the Agreement. The payment of liquidated damages shall not, however, prevent the Owner from pursuing non-monetary remedies for breach of contract or other claims for breach of contract not relating to failure to achieve final completion.

D. By execution of this Agreement, Owner and MFSS expressly agree that these liquidated damage amounts are reasonable under the circumstances existing at the time this Agreement is executed.

ARTICLE 5 – CONTRACT PRICE

5.01 Owner shall pay MFSS for completion of the Work in accordance with the *Proposal* Documents an amount in current funds equal One Hundred Fifty Thousand Dollas ($150,000.00) for each project for a total of Three Hundred Thousand Dollars ($300,000.00) total for this Proposal. Contract price must be adjusted by amendments or change orders duly authorized by the Parties.

A. For all Work, at the prices stated in MFSS's Proposal, attached hereto as an exhibit.

5.02 Owner agrees to pay MFSS from available funds for satisfactory performance of this Agreement in accordance with Proposal Documents, and Owner agrees to make payment on account thereof as provided in the Proposal Documents. Lack of funds shall render this Agreement null and void to the extent funds are not available.

Docusign Envelope ID: 2B34EB89-4697-8B47-8023-E5D8CF73FB6E

ARTICLE 6 – PAYMENT PROCEDURES

6.01 *Measurement and Payment*

A. Work associated with this Item is considered subsidiary to the various items bid. No separate payment will be allowed for this Item.

B. Progress Payments: The Owner will make progress payments on account of the Agreement Price on the basis of MFSS's Applications for Payment as follows for each Project separately:

1. The Owner shall provide a payment of eighty thousand dollars ($80,000) for Special Services for approval of MFSS's First Shop Drawing Submittal.

2. The Owner shall provide a payment of seventy thousand dollars ($70,000) for Special Services for approval of MFSS's Second Shop Drawing Submittal.

ARTICLE 7 – INTEREST

7.01 All moneys not paid when due as provided in Article 14 of the General Conditions shall bear interest as provided in Tex. Gov. Code Chapter 2251.

ARTICLE 8 – MFSS'S REPRESENTATIONS

8.01 In order to induce Owner to enter into this Agreement, MFSS makes the following representations:

A. MFSS has examined and carefully studied the Proposal Documents and the other related data identified in the Proposal Documents.

B. MFSS understands that this project is a greenfield site and thus no Site Visit is applicable.

C. MFSS is familiar with and is satisfied as to all federal, state, and local Laws and Regulations that may affect cost, progress, and performance of the Work.

D. MFSS does not consider that further examinations, investigations, explorations, tests, studies, or data are necessary for the performance of the Work at the Contract Price, within the Contract Times, and in accordance with the other terms and conditions of the Proposal Documents.

E. MFSS is aware of the general nature of work to be performed by Owner and others at the Site that relates to the Work as indicated in the Proposal Documents.

F. MFSS has given Engineer written notice of all conflicts, errors, ambiguities, or discrepancies that MFSS has discovered in the Proposal Documents, and the written resolution thereof by Engineer is acceptable to MFSS.

G. The Proposal Documents are generally sufficient to indicate and convey understanding of all terms and conditions for performance and furnishing of the Work.

Docusign Envelope ID: 2B34EB89-4697-8B47-8023-E5D8CF73FB6E

ARTICLE 9 – AGREEMENT DOCUMENTS

9.01 *Contents*

A. The Agreement Documents consist of the following:

1. Proposal Form.
2. This Agreement (pages 1 to 14, inclusive).
3. Proposal bonds (pages, 1 to 2, inclusive).
4. Certificate of Insurance
5. Form 1295.
6. Specifications as listed in the table of contents of the Proposal Documents.
7. Addenda.
8. Exhibits to this Agreement (enumerated as follows):
   a. MFSS's Proposal (pages 1 to 399, inclusive).
   b. Documentation submitted by MFSS prior to Notice of Award (pages _____ to _____, inclusive).
9. The following which may be delivered or issued on or after the Effective Date of the Agreement and are not attached hereto:
   a. Notice to Proceed.
   b. Work Change Directives.
   c. Change Orders.

B. The documents listed in Paragraph 9.01.A are attached to this Agreement (except as expressly noted otherwise above).

C. There are no Proposal Documents other than those listed above in this Article 9.

D. If necessary, the Proposal Documents may only be amended, modified, or supplemented as provided in Paragraph 3.04 of the General Conditions.

E. To the extent of any direct conflict or inconsistency between any of the Proposal Documents, the MFSS shall immediately seek clarification from the Engineer and notify the Owner that clarification has been requested. The Engineer shall clarify such discrepancy, within a reasonable time under the circumstances.

Docusign Envelope ID: 2B34EB89-4697-8B47-8023-E5D8CF73FB6E

ARTICLE 10 – MISCELLANEOUS

10.01 *Terms*

A. Terms used in this Agreement will have the meanings stated in the General Conditions and the Supplementary Conditions.

10.02 *Assignment of Contract*

A. Neither party shall assign all or any part of this Agreement without the prior written consent of the other.

10.03 *Successors and Assigns*

A. Owner and MFSS each binds itself, its partners, successors, assigns, and legal representatives to the other party hereto, its partners, successors, assigns, and legal representatives in respect to all covenants, agreements, and obligations contained in the Proposal Documents.

10.04 *Severability*

A. Any provision or part of the Proposal Documents held to be void or unenforceable under any Law or Regulation shall be deemed stricken, and all remaining provisions shall continue to be valid and binding upon Owner and MFSS, who agree that the Proposal Documents shall be reformed to replace such stricken provision or part thereof with a valid and enforceable provision that comes as close as possible to expressing the intention of the stricken provision.

10.05 *MFSS's Certifications*

A. MFSS certifies that it has not engaged in corrupt, fraudulent, collusive, or coercive practices in competing for or in executing the Contract. For the purposes of this Paragraph 10.05:

1. "corrupt practice" means the offering, giving, receiving, or soliciting of any thing of value likely to influence the action of a public official in the bidding process or in the Contract execution;

2. "fraudulent practice" means an intentional misrepresentation of facts made (a) to influence the bidding process or the execution of the Contract to the detriment of Owner, (b) to establish Bid or Contract prices at artificial non-competitive levels, or (c) to deprive Owner of the benefits of free and open competition;

3. "collusive practice" means a scheme or arrangement between two or more Bidders, with or without the knowledge of Owner, a purpose of which is to establish Bid prices at artificial, non-competitive levels; and

4. "coercive practice" means harming or threatening to harm, directly or indirectly, persons or their property to influence their participation in the bidding process or affect the execution of the Contract.

10.06 *Waiver of Breach*

A. Waiver of any breach of this Agreement shall not constitute waiver of any subsequent breach.

10.07 *Indemnification*

A. MFSS covenants and agrees to indemnify, hold harmless and defend, at its own *expense, the city, its officers, servants and employees, from and against any and all claims arising out of, or alleged to arise out of, the work and services to be performed by the MFSS, its officers, agents, employees, subcontractors, licenses or invitees under this contract. This indemnity provision is intended to include, without limitation, indemnity for costs, expenses and legal fees incurred by the city in defending against* such claims and causes of actions.

B. MFSS covenants and agrees to indemnify and hold harmless, at its own expense, the city, its officers, servants and employees, from and against any and all loss, damage or destruction of property of the city, arising out of, or alleged to arise out of, the work and services to be performed by the MFSS, its officers, agents, employees, subcontractors, licensees or invitees under this contract.

C. Limitation on MFSS's Obligation to Indemnify MGSS's obligation to indemnify as set forth in Articles 6.1 and 6.2 is subject to the following exceptions and conditions:

1. MFSS will not be obligated to indemnify any other party for that party's own negligence or fault, regardless of nature or degree; and

2. If a judgement, claim, loss, or expense occurs that is the result of the concurrent fault of multiple parties, each party will only be responsible for its own proportionate share of the fault.

10.08 *MFSS Insurance*

A. Insurance coverage and limits:

MFSS shall provide to the City certificate(s) of insurance documenting policies of the following coverage at minimum limits that are to be in effect prior to commencement of work on the Project:

Commercial General Liability
$1,000,000 each occurrence
$2,000,000 aggregate

Automobile Liability
$1,000,000 each accident on a combined single limit
or
$250,000 Property Damage
$500,000 Bodily Injury per person per occurrence

A commercial business policy shall provide coverage on "Any Auto", defined as autos

Docusign Envelope ID: 2B34EB89-4697-8B47-8023-E5D8CF73FB6E

owned, hired and non-owned when said vehicle is used in the course of the PROJECT.

Worker's Compensation
Coverage A: Statutory limits
Coverage B: Employer's Liability
$100,000 each accident
$500,000 disease - policy limit
$100,000 disease - each employee

Professional Liability
$1,000,000 each claim
$2,000,000 aggregate

Professional liability shall be written on a claims-made basis and shall contain a retroactive date prior to the date of the contract or the first date of services to be performed, whichever is earlier. Coverage shall be maintained for a period of 5 years following the completion of the contract. An annual certificate of insurance specifically referencing this project shall be submitted to the City for each year following completion of the contract.

B. Certificates of insurance evidencing that the MFSS has obtained all required insurance shall be delivered to the Owner prior to MFSS proceeding with the Project.
   1. Applicable policies shall be endorsed to name the City an Additional Insured thereon, as its interests may appear. The term Owner shall include its employees, officers, officials, agents, and volunteers as respects the contracted services.
   2. Certificate(s) of insurance shall document that insurance coverage specified in this agreement are provided under applicable policies documented thereon.
   3. Any failure on part of the Owner to request required insurance documentation shall not constitute a waiver of the insurance requirements.
   4. A minimum of forty-five (45) days' notice of cancellation or material change in coverage shall be provided to the Owner. A ten (10) days notice shall be acceptable in the event of non-payment of premium. Such items shall be endorsed onto MFSS's insurance policies. Notice shall be sent to Chelsea Solomon, Director, City of Georgetown Water Utilities, 300-1 Industrial Ave, Georgetown, Texas 76626.
   5. Insurers for all policies must be authorized to do business in the State of Texas and have an insurance rating of A: VII in the current A.M. Best Key Rating Guide or have reasonably equivalent financial strength and solvency to the satisfaction of Risk Management.
   6. Deductible limits, or self-insured retentions, affecting insurance required herein shall be acceptable to the Owner in its sole discretion; and, in lieu of traditional insurance, any alternative coverage maintained through insurance pools or risk retention groups must be also approved. Dedicated financial resources or letters of credit may also be acceptable to the Owner.
   7. Applicable policies shall each be endorsed with a waiver of subrogation in favor of the Owner as respects the Project.
   8. The Owner shall be entitled, upon its request and without incurring expense, to review the MFSS 's insurance policies including endorsements thereto and, at the Owner's discretion, the MFSS may be required to provide proof of insurance premium payments.

Docusign Envelope ID: 2B34EB89-4697-8B47-8023-E5D8CF73FB6E

9. The Commercial General Liability insurance policy shall have no exclusions by endorsements unless the Owner approves such exclusions in writing.
10. For all lines of coverage underwritten on a claims-made basis, other than Professional Liability, the retroactive date shall be coincident with or prior to the date of the contractual agreement. The certificate of insurance shall state both the retroactive date and that the coverage is claims-made.
11. The OWNER shall not be responsible for the direct payment of any insurance premiums required by this agreement and all insurance required in this section, with the exception of Professional Liability, shall be written on an occurrence basis.
12. Sub consultants and subcontractors to/of the MFSS shall be required by the MFSS to maintain the same or reasonably equivalent insurance coverage as required for the MFSS. When sub consultants/subcontractors maintain insurance coverage, MFSS shall provide OWNER with documentation thereof on a certificate of insurance.

10.09 *General Legal Provisions*

A. Authorization to Proceed: MFSS shall be authorized to proceed with this Agreement upon receipt of a written Notice to Proceed from the Owner.
B. Reuse of Project Documents: All designs, drawings, specifications, documents, and other work products of the MFSS, whether in hard copy or in electronic form, are instruments of service for this Project, whether the Project is completed or not. Reuse, change, or alteration by the Owner or by others acting through or on behalf of the Owner of any such instruments of service without the written permission of the MFSS will be at the Owner's sole risk. The Owner shall own the final designs, drawings, specifications and document.
C. Force Majeure
   1. The MFSS is not responsible for damages or delay in performance caused by acts of God, strikes, lockouts, accidents, or other events beyond the control of the MFSS.
   2. The parties agree that force majeure events such as extreme weather or other act of God, strike or other labor shortage, fire , accident, war or civil disturbance, act of government, pandemic, delay of carriers, failure of normal sources of supply, complete or partial shutdown of a plant by reason of inability to attain sufficient raw materials or power, and/or similar contingency beyond the reasonable control of either party shall i) not give rise to delay damages (regardless of whether such delay may have been foreseeable), and (ii) allow pricing to be equitably adjusted.

10.10 *Termination*

A. This Agreement may be terminated only by the Owner for convenience on 30 days' written notice. This Agreement may be terminated by either the Owner or the MFSS for cause if either party fails substantially to perform through no fault of the other and does not commence correction of such nonperformance with 5 days of written notice and diligently complete the correction thereafter.
B. If this Agreement is terminated for the convenience of the Owner, the MFSS will be paid for work prior to termination and termination expenses as follows:
   1. Cost of reproduction of partial or complete studies, plans, specifications or other forms of MFSS’s work product;
   2. Out-of-pocket expenses for purchasing storage containers, microfilm, electronic data files, and other data storage supplies or services;

Docusign Envelope ID: 2B34EB89-4697-8B47-8023-E5D8CF73FB6E

3. The time requirements for the MFSS's personnel to document the work underway at the time the Owner's termination for convenience so that the work effort is suitable for long time storage.

C. Prior to proceeding with termination services, the MFSS will submit to the Owner an itemized statement of all termination expenses. The Owner's approval will be obtained in writing prior to proceeding with termination services.

10.11 Suspension, Delay, or Interruption of Work: The Owner may suspend, delay, or interrupt the services of the MFSS for the convenience of the Owner In the event of such suspension, delay, or interruption, an equitable adjustment in the Project 's schedule, commitment and cost of the MFSS 's personnel and subcontractors, and MLSS compensation will be made.

10.12 Assignment: Neither party shall assign all or any part of this Agreement without the prior written consent of the other.

10.13 Interpretation: Limitations on liability and indemnities in this Agreement are business understandings between the parties and shall apply to all the different theories of recovery, including breach of contract or warranty, toil including negligence, strict or statutory liability, or any other cause of action, except for willful misconduct or gross negligence for limitations of liability and sole negligence for indemnification. Parties mean the Owner and the MFSS, and their officers, employees, agents, and subcontractors.

10.14 Jurisdiction: The law of the State of Texas shall govern the validity of this Agreement, its interpretation and performance, and any other claims related to it. The venue for any litigation related to this Agreement shall be Williamson County, Texas.

10.15 *Alternate Dispute Resolution*

A. All claims, disputes, and other matters in question between the City and MFSS arising out of, or in connection with this Agreement or' the Project, or any breach of any obligation or duty of City or MFSS hereunder, will be submitted to mediation. If mediation is unsuccessful, the claim, dispute or other matter in question shall be submitted to arbitration if both parties acting reasonably agree that the amount of the dispute is likely to be less than $50,000, exclusive of attorney's fees, costs and expenses. Arbitration shall be in accordance with the Construction Industry Arbitration Rules of the American Arbitration Association or other applicable rules of the Association then in effect. Any award rendered by the arbitrators less than $50,000, exclusive of attorney's fees, costs and expenses, will be final, judgment may be entered thereon in any court having jurisdiction, and will not be subject to appeal or modification except to the extent permitted by Sections 10 and 11 of the Federal Arbitration Act (9 U.S.C. Sections 10 and 11).

B. Any award greater than $50,000, exclusive of attorney's fees, costs and expenses, may be litigated by either party on a de novo basis. The award shall become final ninety (90) days from the date same is issued. If litigation is filed by either party within said ninety (90) day period, the award shall become null and void and shall not be used by either party for any purpose in the litigation.

Docusign Envelope ID: 2B34EB89-4697-8B47-8023-E5D8CF73FB6E

10.16 Severability and Survival: If any of the provisions contained in this Agreement are held for any reason to be invalid, illegal, or unenforceable in any respect, such invalidity, illegality, or unenforceability will not affect any other provision, and this Agreement shall be construed as if such invalid, illegal, or unenforceable provision had never been contained herein.

10.17 Observe and Comply: MFSS shall at all times observe and comply with all federal and State laws and regulations and with all Owner ordinances and regulations which in any way affect this Agreement and the work hereunder, and shall observe and comply with all orders, laws ordinances and regulations which may exist or may be enacted later by governing bodies having jurisdiction or authority for such enactment. No plea of misunderstanding or ignorance thereof shall be considered. MFSS agrees to defend, indemnify and hold harmless Owner and all of its officers, agents and employees from and against all claims or liability arising out of the violation of any such order, law, ordinance, or regulation, whether it be by itself or its employees.

10.18 Governing Law and Venue: This Agreement, including all of the Proposal Documents is performable in the State of Texas. Venue shall be Williamson County, Texas.

10.19 Authority to Sign: MFSS shall attach evidence of authority to sign Agreement if signed by someone other than the duly authorized signatory of the MFSS.

10.20 Non-appropriation of Funds: In the event no funds or insufficient funds are appropriated by City in any fiscal period for any payments due hereunder, City will notify Vendor of such occurrence and this Agreement shall terminate on the last day of the fiscal period for which appropriations were received without penalty or expense to City of any kind whatsoever, except as to the portions of the payments herein agreed upon for which funds have been appropriated.

10.21 No Third Party Beneficiaries: This Agreement gives no rights or benefits to anyone other than the Owner and the MFSS and there are no third-party beneficiaries.

10.22 No Cause of Action Against Engineer: MFSS, its subcontractors and equipment and materials suppliers on the PROJECT or their sureties, shall maintain no direct action against the Engineer, its officers, employees, and subcontractors, for any claim arising out of, in connection with, or resulting from the special services performed. Only the Owner will be the beneficiary of any undertaking by the Engineer. The presence or duties of the Engineer's personnel at a construction site, whether as on-site representatives or otherwise, do not make the Engineer or its personnel in any way responsible for those duties that belong to the Owner and/or the Owner's construction contractors or other entities, and do not relieve the construction contractors or any other entity of their obligations, duties, and responsibilities, including, but not limited to, all construction methods, means, techniques, sequences, and procedures necessary for coordinating and completing all portions of the construction work in accordance with the Proposal Documents and any health or safety precautions required by such construction work. The Engineer and its personnel have no authority to exercise any control over any construction contractor or other entity or their employees in connection with their work or any health or safety precautions.

10.23 MFSS's Total Limitation of Liability: Notwithstanding any other provisions of the Proposal Documents, the MFSS's total liability arising at any time under any of the Proposal Documents or otherwise in connection with completing the Contract (whether arising under breach of contract,

Docusign Envelope ID: 2B34EB89-4697-8B47-8023-E5D8CF73FB6E

tort, strict liability, or any other theory of law) shall not exceed 1.0 times the amount of the Total Contract Price of the Special Services Agreement.

IN WITNESS WHEREOF, Owner and MFSS have signed this Agreement. Counterparts have been delivered to Owner and MFSS. All portions of the Proposal Documents have been signed or have been identified by Owner and MFSS or on their behalf.

This Agreement will be effective on _____ (which is the Effective Date of the Agreement).

Owner:

City of Georgetown

By: _____

Title: Josh Schroeder, Mayor

MFSS

Filmtec Corporation

By: DocuSigned by: Thomas Lekeau 466E808C23C6478...

Title: Authorized Representative and GPLM

Attest: _____

Title: City Secretary

Address for giving notices:

808 Martin Luther King, Jr. St.

Georgetown, TX 78626

Address for giving notices:

Chestnut Run Plaza

974 Center Road

Wilmington, DE 19805

APPROVED AS TO FORM:

_____

City Attorney

Docusign Envelope ID: 2B34EB89-4697-8B47-8023-E5D8CF73FB6E

This page intentionally left blank.

City of Georgetown, Texas
City Council
May 26, 2026

SUBJECT:
Front Line Physicals - Second Renewal

SUGGESTED ACTION:

Consideration and possible action to approve the Second Renewal of the Agreement between the City of Georgetown and Front Line Mobile Health, LLC for annual physical screenings, pre-employment screenings with the possibility of additional medical services as needed for the Police Department, Fire Department, and Human Resources Department at an amount not to exceed $320,000.00 -- John Sullivan, Fire Chief

ITEM SUMMARY:

Front Line Mobile Health has been providing annual physical screenings for sworn personnel in the Georgetown Fire Department & Georgetown Police Department as well as pre-employment physical and psychological screenings for the Georgetown Police Department, Georgetown Fire Department, Emergency Communications, and Animal Control Officers. This request provides for the second renewal term of Contract No. 24-0133-PSA.

FINANCIAL IMPACT:

SUBMITTED BY:
Monica Heyward, Fire Department

ATTACHMENTS:
24-0133-PSA-R2 Front Line Mobile [vendor signed].pdf

Renewal No. 2
to the Agreement between
Front Line Mobile Health, PLLC,
and the
City of Georgetown, Texas

This Second Renewal Agreement (the "Second Renewal") is entered into by and between **CITY OF GEORGETOWN**, a Texas Home-Rule Municipal Corporation (the "City"), and **FRONT LINE MOBILE HEALTH, PLLC,** (the "Contractor") (collectively, the "**Parties**"). The Parties hereby agree as follows:

WHEREAS, the Parties entered into an Agreement on May 14, 2024, for **Comprehensive Medical and Fitness Evaluation Services** (the "Services"), Contract No. 24-01333-PSA, (the "Original Agreement"); and,

WHEREAS, the Original Agreement provided an initial term of one (1) year to end on May 13, 2025, and provided for four (4) additional one- (1-) year extension terms for a total not to exceed amount of **THREE HUNDRED TWENTY THOUSAND DOLLARS and NO CENTS ($320,000.00)**; and,

WHEREAS, the Parties extended the term of the Agreement for an additional one-year term under the same terms and conditions on April 22, 2025; and,

WHEREAS, the Parties desire to extend the term of the Agreement for an additional one-year term under the same terms and conditions.

NOW THEREFORE, in consideration of the mutual covenants contained herein, the Parties agree as follows:

1. The Parties agree to extend the Original Agreement for the second, one-year extension term to begin immediately upon the expiration of the original term and end on May 13, 2027.
2. During the extension term, the total not-to-exceed amount shall be **THREE HUNDRED TWENTY THOUSAND DOLLARS and NO CENTS ($320,000.00).**
3. All other terms of the Original Agreement not inconsistent with this Second Renewal shall apply. Except as expressly modified by this Second Renewal, the Original Agreement remains unchanged and in full force and effect, subject to its terms.

[signature page to follow]

FRONT LINE MOBILE HEALTH, PLLC.

By: Bruce VanderHaar

Printed Name: Bruce VanderHaar

Title: Regional Business Development Mgr

Date: May 5, 2026

CITY OF GEORGETOWN

By: _____

Printed Name: Josh Schroeder

Title: Mayor

Date: _____

ATTEST:

_____
Robyn Densmore, City Secretary

APPROVED AS TO FORM:

_____
Skye Masson, City Attorney

City of Georgetown, Texas
City Council
May 26, 2026

SUBJECT:
New Motorola Consoles for Electric Control Center

SUGGESTED ACTION:
Consideration and possible action to approve the purchase of three (3) Motorola consoles, including a one-year warranty, for a total cost of $436,751.00. Annual out-year warranty services would be provided at a cost of $42,565.00 per year -- Jack Daly, Electric Chief Business Officer

ITEM SUMMARY:
Prior to splitting the Control Center into two separate Control Centers (Water and Electric) there were 2 consoles. One console was moved to the Water Control Center, and one stayed with the Electric Control Center.

Currently, the Electric Control Center is operating with one console that is two years away from end of life. Additionally, the Electric Control Center has two operators on shift with only one console, limiting the ability of the operators to operate efficiently.

Upgrading Electric Control Center consoles is not a furniture replacement project, it is a **critical infrastructure reliability investment** that reduces operational risk, enhances storm response performance, supports regulatory compliance, and prepares the control center for grid modernization initiatives.

FINANCIAL IMPACT:
Funds for this purchase are budgeted in Capital CIP.

SUBMITTED BY:
Rene Bywater-Barajas, Electric Department

ATTACHMENTS:
Proposal 4.20.2026 Electric Site Dispatch upgrade.pdf
Addendum_DIR Motorola Electric Site Dispatch Upgrade.pdf

City of Georgetown

Proposal

Georgetown Electric Company AXS Console Upgrade

Marty Saucedo +1 (210) 2372936 marty.saucedo@motorolasolutions.com

The design, technical, and price information furnished with this proposal is proprietary information of Motorola Solutions, Inc (Motorola). Such information is submitted with the restriction that it is to be used only for the evaluation of the proposal, and is not to be disclosed publicly or in any manner to anyone other than those required to evaluate the proposal, without the express written permission of Motorola Solutions, Inc MOTOROLA, MOTO, MOTOROLA SOLUTIONS, and the Stylized M Logo are trademarks or registered trademarks of Motorola Trademark Holdings, LLC and are used under license. All other trademarks are the property of their respective owners. © 2026 Motorola Solutions, Inc All rights reserved.

PS-000218296

MOTOROLA SOLUTIONS

Motorola Solutions, Inc
500 W Monroe Street, Ste 4400
Chicago, IL 60661-37

April 20th, 2026

City of Georgetown Electric Company
Mike Westbrook
3171 SE Inner Loop
Georgetown, Texas 78626

Subject: City of Georgetown Electric Company

Dear Mr. Westbrook,

Motorola Solutions Inc. ("Motorola") is pleased to present a proposal to City of Georgetown for radio equipment and services.

The proposal is bas ed upon and solely subject to the terms and conditions of the Texas Department of Information Resources Agreement (DIR-CPO-5433), its Exhibits and applicable Addenda, and remains valid for a period of 37 days from the date of this cover letter. This proposal may be accepted by issuing a signed purchase order that specifically references "PO is subject to the terms and conditions of the Texas DIR- CPO-5433 contract and Motorola's Proposal."

We thank you for the opportunity to present this proposal. Our goal is to provide City of Georgetown with the best produces available in the industry. If you have any questions, please feel free to Contact Marty Saucedo at (210) 237-2936 or marty.saucedo@motorolasolutions .com.

Sincerely,

Chris Matthieu

Area Manager

Motorola Solutions, Inc

MOTOROLA SOLUTIONS

Table of Contents

Table of Contents 3
Solution Summary 7
Proposed Equipment 7
MCC to AXS Migration 9
A New Dispatch Solution 9
Migrating from the MCC 7500 Series 9
Consoles Designed with Dispatchers in Mind 9
One Console, Multiple Configuration Options 9
Configurability for a Console that Fits Needs 10
Panels for Thinking and Working Faster 11
Investing in the Future with a Safety & Security Ecosystem 11
Number of Dispatch Consoles and Locations 12
Dispatch Console Hardware 12
CommandCentral Hub (CC Hub) 13
Telephone/Headset Interface Port 14
External Paging Encoder Port 14
Local Logging Recorder Port 14
Private Aux I/O Port 15
Computer Display 15
The dispatch position will use a 22-inch Computer Display with touchscreen functionality. 15
Desktop Speakers 15
Headset Jack-box 15
Headset 15
Gooseneck Microphone 15
Footswitch 16
Numbers and Types of Radio Resources 16
Conventional Interfaces 16
Conventional Site Controller 16
Enhanced Integrated Instant Recall Recorder (IRR) 17
Audio Logging Subsystem 17
Power Requirements 17
High-Level Cutover Plan 18

Phase I - Pre-Cutover Preparation 18
Preparation Work 18
Pre-Cutover: 19
Phase II - Cutover Execution 19
Day(s) of Cutover 19
Implementation Statement of Work 20
Overview 20
Responsibility Matrix 20
Assumptions 27
Training Plan 30
Training Overview 30
Motorola Solutions Training 31
Training Delivery 31
Training Methods 31
Motorola Solutions Instructors 32
Consultative Services 32
Proposed Training Overview for City of Georgetown 34
Proposed Training Overview for City of Georgetown 34
Console Operator and Supervisor Training Plan 34
Course Descriptions for City of Georgetown 35
AXS Console Supervisor 35
AXS Console Operator 35
Equipment List 37
Preliminary Project Schedule 39
Infrastructure Advanced Plus Services Support Description 40
Overview 40
Advanced Plus Services Element Descriptions 40
ASTRO System Monitoring 40
Remote Technical Support 41
Network Hardware Repair 41
Remote Security Update Service 41
On-site Infrastructure Response 42
Annual Preventive Maintenance 42
Network Updates 42
Motorola Solutions Service Delivery Ecosystem 43
Centralized Managed Support Operations 43
Field Service 44
Repair Depot 44
Customer Support Manager 44

Customer Hub 44
System Upgrade Agreement II 45
Summary 47
Public Safety Threat Alliance 48
MDR Solution Description 48
Site Information 49
Managed Detection and Response Elements 50
ActiveEye Security Platform 50
ActiveEye Managed Security Portal 51
Dashboard 51
Security Cases 51
Alert Details and Trends 51
Investigations and Reporting 51
Security Advisories 52
Information Sharing 52
Service Modules 52
Log Collection / Analytics 52
Endpoint Detection and Response 53
Security Operations Center Services 53
MDR Statement of Work 53
Overview 53
Deployment Timeline 54
Deployment Timeline and Milestones 54
Phase 1: Information Exchange 54
Phase 2: Infrastructure Readiness 54
Phase 3: System Buildout and Deployment 54
Phase 5: Tuning and Customer Training 55
Service Commencement 55
General Responsibilities 55
Motorola Solutions Responsibilities 55
Customer Responsibilities 56
Service Modules 57
Log Analytics 57
Motorola Solutions Responsibilities 57
Endpoint Detection and Response 57
Motorola Solutions Responsibilities 57
Security Operations Center Monitoring and Support 58
Scope 58
Ongoing Security Operations Center Service Responsibilities 58
Technical Support 59

Incident Response 59
Event Response and Notification 60
Priority Level Definitions and Notification Times 61
Limitations and Exclusion 63
Service Limitations 64
Processing of Customer Data in the United States and/or other Locations 64
Customer and Third-Party Information 64
Third-Party Software and Service Providers, including Resale 64
Overview 66
Scope 66
Inclusions 67
System Upgrades 67
Subscriber Radio Software 68
Limitations and Exclusions 68
Platform Migrations 69
Non-Standard Configurations 69
System Expansions and New Features 69
Cloud Technology 69
Subscriber Radio Software 69
General Statement of Work for System Upgrades 70
Upgrade Planning and Preparation 70
Motorola Responsibilities 70
Customer Responsibilities 71
System Readiness Checkpoint 72
Motorola Responsibilities 72
Customer Responsibilities 72
System Upgrade 72
Motorola Responsibilities 72
Customer Responsibilities 72
Upgrade Completion 73
Motorola Responsibilities 73
Customer Responsibilities 73
Special Provisions 73
Appendix A: ASTRO® System Release Upgrade Paths 74
Appendix B: System Pricing Configuration 75
Appendix C: SUA Coverage Table 78
Pricing Summary 80
Payment Milestones 81
Inflation Review <Remove if not applicable> 82
Contractual Documentation 83

Solution Summary

After carefully reviewing your requirements for improved radio communications, Motorola Solutions, Inc. (Motorola Solutions) has prepared this estimate to provide the City of Georgetown, Texas (Georgetown Electric Company) with an upgrade to their DISPATCH CONSOLES.

Motorola Solutions is pleased to provide Georgetown Electric Company with Motorola Solutions' latest IP-based CommandCentral AXS Dispatch Console. The proposal includes:

- Replacing the existing two (2) MCC 7500 console positions with two (2) new AXS consoles at Georgetown Electric Company dispatch center.
- Adding a new AXS Console position. (3rd Operator)
- Replacing the existing GCP 8000 Conventional Site Controller with the DSC 8000 Site Controller.

Networking equipment (Routers and Switches) and Conventional Channel gateways will be reused.

The existing logging system will be reused.

The existing Forniture, Radio Consolettes, control station combiners, and antenna systems will be reused.

The Existing Rack Space, HVAC, UPS System, and electrical connections will be reused.

Motorola has taken great care to propose this offering that will provide Georgetown Electric Company with a solution that meets their communications needs. A description of the features, benefits, system architecture, and hardware components are provided in this system description.

Proposed Equipment

The proposed solution includes the following:

City of Georgetown Electric Facility Dispatch:

- Qty (3) AXS dispatch operators with each:
  - One (1) CommandCentral Hub with internal PC (Keyboard and Mouse)
  - One (1) Monitor 22-inch Touchscreen
  - Two (2) Dispatch Speakers
  - One (1) Footswitch
  - One (1) Gooseneck microphone

  - Two (2) Headset jacks
  - Two (2) Headset bases and tops
  - One (1) IRR + speakers
- The following console licenses are included on the positions: Basic Console Operation, Trunking Operation, Advanced Conventional Services, Secure Operation for AES/ADP/DES-OFB encryption, Secure OTEK Services, Instant Recall Recorder (IRR), AMBE+2 Vocoder Royalty, and 160 Radio Resource License.
- Core Licenses for the new AXS position.
- Qty (1) DSC 8000 Site Controller

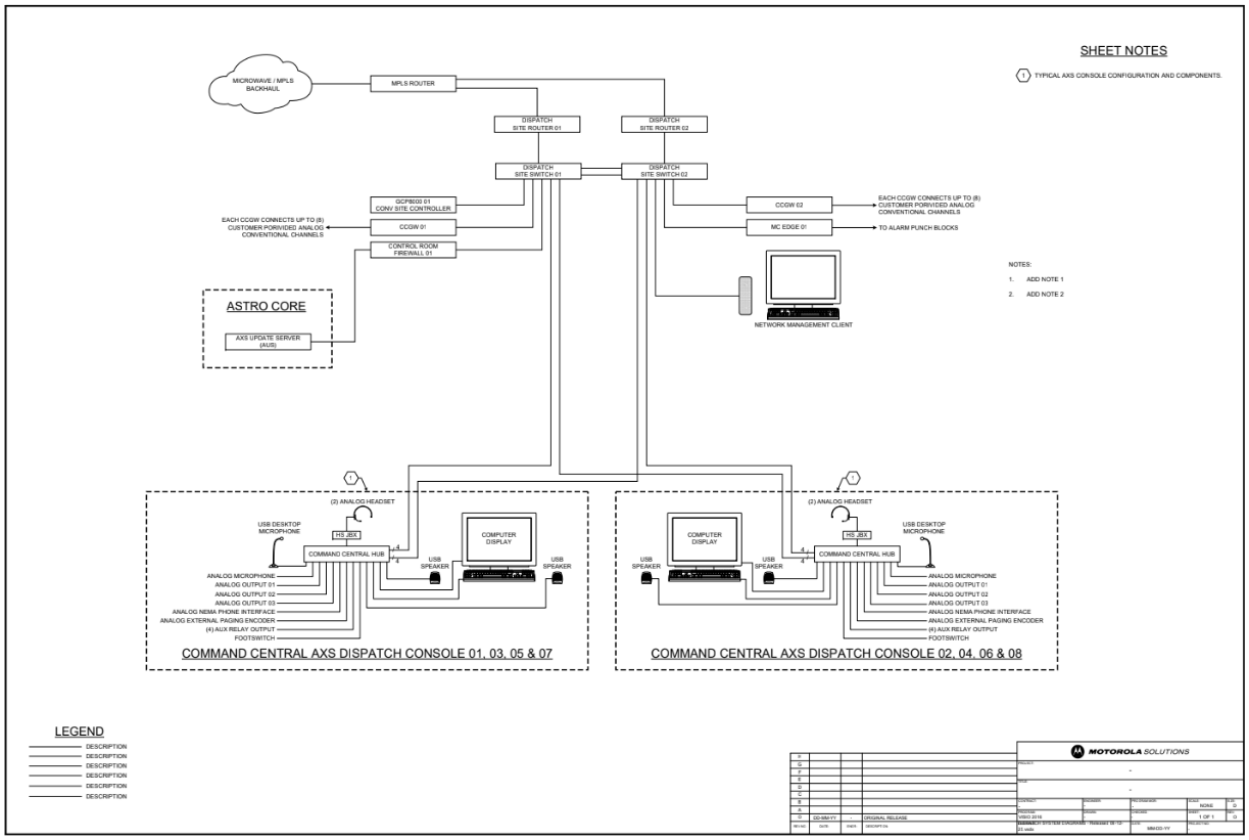

Figure: Typical CommandCentral AXS Dispatch Site

MCC to AXS Migration

A New Dispatch Solution

Motorola Solutions is pleased to offer our CommandCentral AXS dispatch console as a replacement for their existing MCC 7500 series consoles. This next generation console will enable dispatchers to work faster and more accurately, even in the most stressful situations. A completely re-engineered interface responds to touch, type or click and surfaces important information when and where a dispatcher needs it – streamlining workflows that result in more immediate and more informed responses.

The AXS console will offer the following distinct benefits:

- A seamless migration from the MCC 7500 series
- A new human-machine interface designed specifically to make the work of dispatchers more manageable and more efficient
- Simplified upgrades for new features, fixes and security updates

Migrating from the MCC 7500 Series

As the replacement console for the MCC 7500 series, AXS technology makes new enhancements and integrations possible.

Motorola will work closely with the Customer to ensure a smooth migration to the new system.

Consoles Designed with Dispatchers in Mind

CommandCentral AXS is Motorola's next generation radio/voice dispatch console that was built around the voices behind the microphone. The AXS dispatch console provides a highly intuitive user interface and configurable on-screen tools, all designed to address cognitive overload. Its intuitive graphical user interface (GUI) is highly configurable based on agency protocols, roles, and locations, helping dispatchers speed responses and work more accurately, even during the most stressful situations.

One Console, Multiple Configuration Options

CommandCentral AXS provides a modern, intuitive user interface that was designed to address dispatcher needs. While the technology and tools are sophisticated, accessing and using them is straightforward. Critical tasks and frequently used functions are right where they need to be, so dispatchers can focus on what matters, even in pressure-packed moments, without worrying about complicated menus or misplaced features.

AXS provides the capacity for multiple scenarios, with just one console – including diverse dispatching roles and workflows, whether on main or backup sites, and supporting everyday operations, mutual aid scenarios or one-time special events.

Configurability for a Console that Fits Needs

The AXS dispatch console can be configured to look and feel the way that works best for the County's agencies and dispatchers.

CommandCentral AXS features a highly configurable graphical user interface (GUI) that provides quick, single-view access to important information and functionalities. The browser-based GUI's versatile folders, tabs, and scalable resources allow users to organize and configure their dispatch experience and make engagement more familiar and intuitive from shift to shift. Folders and tabs can be relocated, exposed, or overlapped as needed, giving dispatchers more control of what information they see and how they interact with those resources.

Configurability means that dispatchers will have the tools they need, organized in a way that makes sense to them.

Configuration tools can tailor the console screen by agency, discipline or individual dispatcher. These tools include:

- Configurable colors – Users can create a unique visual experience with the colors of their choice. Color elements include resources, folder groups, buttons and more.
- Configurable iconography – Choose from a wide array of icons from our library.
- Configurable tones and alerts – Choose from a wide array of alerts and tones from our library.
- Configurable folder and tab organization – Take control of the layout with the ability to organize it however the user sees fit. With the availability of dynamic and fixed folders, dispatchers can always have important resources front and center.
- Configurable for individual roles, teams, and agencies – Configure the console's look and feel for an individual user, or create an agency-wide look and feel.

CommandCentral AXS also offers multiple options for routing audio to speakers and controlling volume levels. This functionality will be available to the Customer upon implementation.

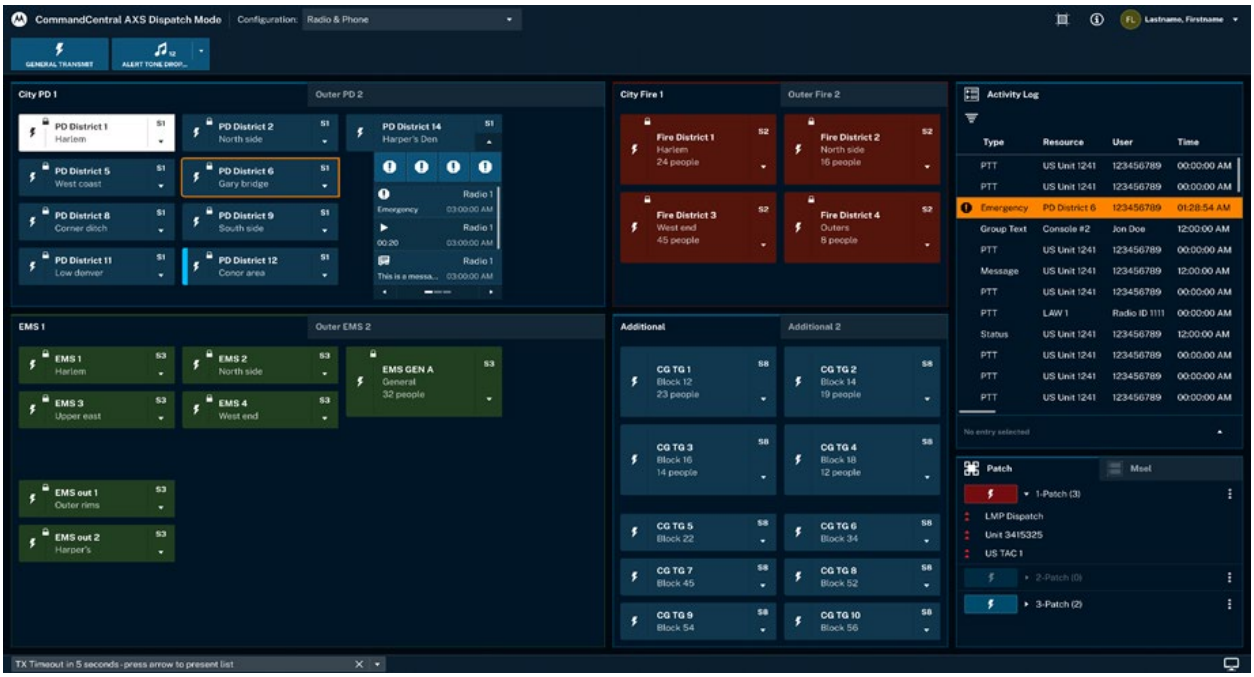

Figure: Typical CommandCentral AXS Dispatch GUI Display

Panels for Thinking and Working Faster

AXS provides built-in services to help dispatchers work faster while providing greater support to users in the field. With a wide array of available panel services, such as patching, multi-select and an activity log, dispatchers have the right tools at their fingertips to get accurate information where it needs to be, when it needs to be there.

Investing in the Future with a Safety & Security Ecosystem

The AXS Dispatch console has an architecture that provides a consistent user experience with other command center applications and radio networks. As technology enables further simplification of workflows and ever-more efficient management of information, AXS will continue to transform the dispatch experience.

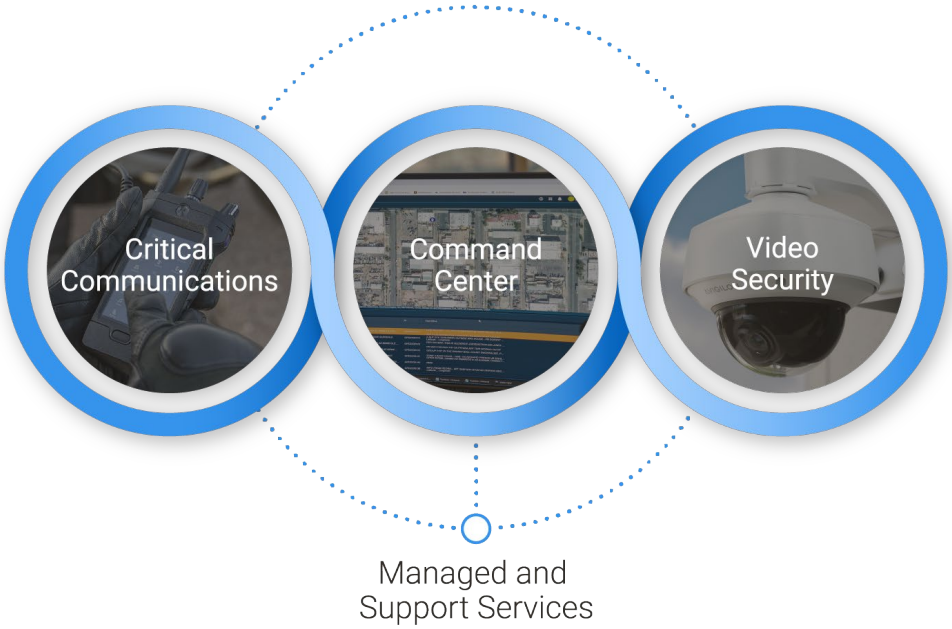

Figure: Motorola's End-to-End Portfolio

Number of Dispatch Consoles and Locations

The solution provides the following dispatch consoles at the indicated locations:

Location Name	Number of Dispatch Consoles
Georgetown Electric Company	3

Dispatch Console Hardware

The components are connected together and to the rest of the ASTRO® 25 system on an IP network through console site routers and switches. The console functions as an integrated component of the total radio system and fully participates in system -level features, such as end-to-end encryption.

The console connects directly to the radio system's IP transport network. Audio processing, encryption, and switching intelligence for dispatch are performed within each software -based dispatch position without addition al centralized electronics.

The CommandCentral AXS dispatch console solution is enhanced through dispatch peripherals, such as listed below. These peripherals are designed for 24/7 usage without degradation in performance or reliability.

	USB Gooseneck Microphone	USB Speaker	Headset Jackbox	Footswitch	EncorePro 510	EncorePro 520	Analog Gooseneck Microphone	Analog Speaker
CommandCentral AXS	✓	✓	✓	✓	✓	✓	✓	
MCC 7500E	✓	✓	✓	✓	✓	✓	✓	
MCC 7500			✓	✓	✓	✓	✓	✓

Figure: Peripherals Compatibility Chart

Console components are diagrammed and identified below.

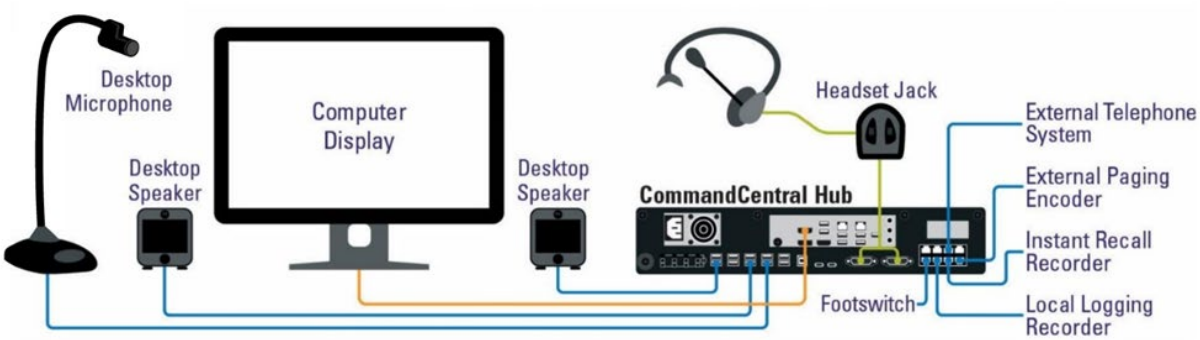

Figure: CommandCentral AXS Dispatch Console and Peripherals Example

CommandCentral Hub (CC Hub)

The CommandCentral Hub (CC Hub) is the platform on which the CommandCentral AXS Dispatch Console operates. The CC Hub contains a number of analog inputs and outputs for connecting various peripheral devices as well as a workstation class computer motherboard. The PC that is internal to the CC Hub will be programmed with a Microsoft Windows based operating system (OS) image developed for the dispatch application.

The CommandCentral AXS dispatch console consists of the CommandCentral Hub running a Windows Operating System, while the GUI is displayed on a Microsoft Edge web browser.

Redundant Ethernet connections to dual Ethernet ports consoles increase console availability by protecting all dispatch positions against the loss of a LAN switch. In the event of a LAN switch failure, the system will automatically detect and switchover with no manual intervention required. Network card teaming ensures that console operation will not be interrupted during switchover to the alternate LAN switch.

Telephone/Headset Interface Port

The telephone/headset port provides a connection for an external telephone to the dispatch position. This allows the operator to use a single headset to communicate on both the radio system and an external telephone system.

External Paging Encoder Port

The external paging encoder port provides a connection for an optional external tone paging encoder to provide tone paging services via the dispatch console. Analog paging tones generated by the encoder are transmitted by the dispatch console on the selected trunked and/or conventional radio resource(s).

Local Logging Recorder Port

As an alternative or supplemental approach to an IP-based audio logging subsystem, the analog output port on the CommandCentral Hub allows an optionally available external logging recorder to be connected to a dispatch console. Long-term audio recording is used to record a portion of the inbound and outbound audio present on a specific dispatch position. These recordings are typically archived for long-term storage, and provide a historical record of the radio communications made at a given dispatch position.

The analog output port can be configured to carry any combination of these audio sources, such as:

- Audio received from a currently selected radio.
- Microphone audio being transmitted by this dispatcher to the currently selected or unselected radio resources.
- Any tones generated by the dispatch position that appear in its speakers or headset (trunking tones, emergency tones, etc.) or tones generated by an external paging encoder.

Private Aux I/O Port

The dispatch console supports four Private Aux I/O relays located on the CommandCentral Hub. Each relay can be configured to support any one of the five functions or it can be configured to be unused.

- Call on Selected Channel

- Operator PTT
- Emergency Beacon
- Activate Private Relay when Public Aux I/O is Active
- Select Phone Off Hook Relay

Computer Display

The dispatch position will use a 22-inch Computer Display with touchscreen functionality.

Desktop Speakers

Two (2) audio speakers have been included with each dispatch position and can be configured to monitor transmit audio from a specific talk group or set of talk groups, or from the Instant Recall Recorder. Each speaker is a self-contained unit, with individual volume control, and can be placed on a desktop or mounted on a rack or computer display.

Headset Jack-box

The dispatch position supports up to two headset jack -boxes, both push-to-talk (PTT) and non-PTT-enabled, for simultaneous use by the dispatcher and a supervisor. The headset jack-box contains two volume controls for the separate adjustment of received radio and telephone audio. Two (2) headset jack-boxes per position have been included for all positions in this proposal.

Headset

The proposed headset consists of two elements. The headset base includes an audio amplifier, a Push-to-Talk switch, and a long cord that connects to the dispatch position. The headset top consists of the earpiece and microphone as well as a short cable that connects to the headset base. Two (2) headset bases and two (2) monaural noise-canceling headset top is included per position.

Gooseneck Microphone

The microphone controls the dispatch position's general transmit and monitor features through two buttons on its base. The microphone can be fastened down or left loose. It can be used alone or in conjunction with a headset. One (1) USB microphone per position has been included.

Footswitch

Each dispatch position includes one (1) dual pedal footswitch that controls general transmit and monitor functions.

Numbers and Types of Radio Resources

The CommandCentral AXS dispatch console solution makes the following radio resources available to dispatchers.

Type of Radio Resource	Quantity
Trunked or conventional	160

Conventional Interfaces

The consoles will be able to access and control the Customer's analog and digital conventional base stations through the use of existing Conventional Channel Gateways (CCGW). The console processes audio received from the station and controls various featur es on the stations, such as frequency selection, private line selection, and repeater on/off.

Additionally, the CCGWs allow for recognition of MDC 1200 and digital signaling, such as unit ID and emergency alarm.

Conventional Site Controller

The DSC 8000 Conventional Site Controller (CSC) supports site conventional operation in conjunction with a Conventional Channel Gateway (CCGW). If the link between the dispatch site and the master site is lost, the DSC 8000 enables dispatchers to communicate over conventional resources such as control stations or consolettes connected to a CCGW. Control stations must be connected to the CCGW in order for the AXS to operate as a wireless backup.

This proposal includes one (1) DSC Conventional Site Controller (CSC) to replace the existing GCP 8000.

Enhanced Integrated Instant Recall Recorder (IRR)

The Enhanced IRR is seamlessly integrated with the dispatch position's software, allowing audio and call data from any radio or telephony resource to be recorded and easily played back. Call data includes PTT IDs, name of resource, start time and date, and stop time and date. Two analog inputs are available for use with recording audio from external devi ces.

Audio Logging Subsystem

This proposal does not include any new logging recorder subsystem. Existing logging recorders can continue to be used. At the present time, Archiving Interface Servers (AIS's) continue to be supported (and are only supported) on the MCC 7500 VPM platform, so no upgrade to the existing AIS's is required when deploying AXS consoles at actual dispatch positions.

Power Requirements

- Customer will provide adequate space and furniture at the dispatch site for the new dispatch console positions. The Company will need to accommodate the following:

Equipment	Qty	Unit Power (W)	Unit BTU	Total Power (W)	Total BTU
Dispatch Room					
Command Central Hub	3	180	584	540	1752
Speaker	6	26	86	156	516
Headset Jackbox	6	1	4	6	24
Gooseneck Microphone	3	1	4	3	12
Footswitch	3	1	4	3	12
22" Tech Global, Touch	3	19	62	57	186
Totals OPs				**765**	**2502**

Equipment	Qty	Unit Power (W)	Unit BTU	Total Power (W)	Total BTU
Backroom					

Conventional Site Controller	1	130	444	130	444
Totals OPs				**130**	**444**

- No uninterruptable power supplies (UPSs) are included with this proposal. It is assumed there is a building UPS to provide backup power. UPSs can be added to the proposal, if needed.

High-Level Cutover Plan

In order to transition from customers' existing Dispatch consoles to CommandCentral AXS, the customer and Motorola Solutions will collaborate to develop a final system migration and cutover plan. This plan, when executed precisely, will allow users to transition smoothly with minimal disruption of service to the system.

It is not the purpose of this document to present the final plan, but rather to identify the key components that will be transitioned, to highlight the challenges associated with those transitions, and to present recommended directions and solutions for each one of the key components.

The final detailed plan will be developed as a joint collaboration between Motorola Solutions, the customer's technical team, and the individual system users or their representatives.

Phase I - Pre-Cutover Preparation

Preparation Work

- Confirm that space and power is available for new equipment to be installed in parallel with the existing equipment at the dispatch operator position, as well as in the equipment room (if applicable).
- Confirm at the dispatch site that network switch ports are available to install new equipment in parallel with the existing equipment.
- Install and configure new equipment.
- Motorola to work closely with Georgetown Electric Company to plan the steps and timing of the cutover process. Cutover can be performed one position at a time, one agency at a time, etc., in a manner that works best for Georgetown Electric Company.

Pre-Cutover:

- Log in to the existing GCP 8000 to verify the configuration.
- Cold install the DSC 8000 with the power supply.
- Configure the DSC 8000.

- Develop templates for console programming
- Work with personnel to finalize the dispatch user interface
- Customer to inform personnel of the cutover date/time

Phase II - Cutover Execution

Phase II of the plan is where the execution of the pre-defined plan in Phase I takes place. A second review of responsibilities, steps, actions and contingencies should take place immediately before execution of the cutover.

Day(s) of Cutover

- Verify that all components and cables required are present
- Perform the migration of the first MCC operator position after approval from the Customer, i.e., turn off the MCC Op and replace it with the new AXS position.
- Motorola will verify the operation (GUI setup, console operations, and wide area connectivity to the ASTRO System) of the AXS position.
- Motorola discovers new equipment in UEM.
- Motorola watches for abnormalities.
- Dispatchers to test and confirm normal communications have been restored.
- Dispatchers resume normal operation using the AXS console.
- Motorola performs UNC and UEM updates and verifications.
- Conduct acceptance test procedures with the new AXS dispatch console. Troubleshoot as necessary.
- Dispatchers start using the new AXS position.
- Motorola will follow this procedure for subsequent MCC operator positions and replace them with AXS consoles.
- Confirm dispatch site links are up. At a coordinated time, disconnect the GCP 8000 from the site switch. (Start loss of fallback capability.)
- Connect the DSC 8000 to the same port. (End loss of fallback capability.)
- Delete the GCP8000 from UNC and UEM.
- Discover the DSC 8000.
- Verify proper operation with personnel
- Customer to verify the solution with the existing logger and any other subsystems
- End of cutover.

Implementation Statement of Work

Overview

This Statement of Work (SOW) describes the deliverables to be furnished to City of Georgetown. The tasks described herein will be performed by Motorola Solutions, its subcontractors, and City of Georgetown to implement the solution described in the System Description. It describes the actual work involved in installation, identifies the installation standards to be followed, and clarifies the responsibilities for Motorola Solutions and City of Georgetown during the project implementation. Specifically, this SOW provides:

- A description of the responsibilities for Motorola Solutions and City of Georgetown.
- A preliminary implementation timeline.
- The assumptions taken into consideration during the development of this project.

This SOW provides the most current understanding of the work required by all parties to ensure a successful project implementation. In particular, Motorola Solutions has made assumptions of the sites to be used for the new system. Should any of the sites change, a revision to the SOW and associated pricing will be required. It is understood that this SOW is a working document, and that it will be revised as needed to incorporate any changes associated with contract negotiations, and any other change orders that may occur during the execution of the project.

Responsibility Matrix

Motorola will use a phased approach for successfully implementing City of Georgetown's system.

These phases are broken down by:

- Project Initiation
- System Installation
- System Optimization And Testing

Tasks	Motorola Solutions	Customer
PROJECT INITIATION		
Contract Finalization and Team Creation		
Execute contract and distribute contract documents.	X	X
Assign resources.	X	X
Schedule project kickoff meeting.	X	X
Deliverable: Signed contract, defined project team, and scheduled project kickoff meeting.		
Project Administration		
Ensure that project team members attend all meetings relevant to their role on the project.	X	X
Set up the project in the Motorola Solutions information system.	X	
Record and distribute project status meeting minutes.	X	
Maintain responsibility for third -party services contracted by Motorola Solutions.	X	
Complete assigned project tasks according to the project schedule.	X	X
Submit project milestone completion documents.	X	
Upon completion of tasks, approve project milestone completion documents within 7 to 10 business days.		X
Conduct all project work Monday thru Friday, 8 a.m. to 5:00 p.m. local time with the exception of Motorola Solutions' and the Customer's holidays.	X	
Deliverable: Completed and approved project milestones throughout the project.		
Project Kickoff		
Introduce team, review roles, and decision authority.	X	X
Present project scope and objectives.	X	
Review SOW responsibilities and project schedule.	X	X

Tasks	Motorola Solutions	Customer
Schedule Design Review. Customer Design Review will take place within 14 days of contract execution.	X	X
Deliverable: Completed project kickoff and scheduled Design Review.		
Design Review		
Review the Customer's operational requirements.	X	X
Present the system design and operational requirements for the solution.	X	
Present the preliminary installation plan.	X	
Present preliminary cutover plan and methods to document final cutover process.	X	
Present configuration and details of sites required by system design.	X	
Validate that Customer sites can accommodate proposed equipment.		X
Provide all approvals required to add the proposed equipment at the proposed sites		X
Review safety, security, and site access procedures.	X	
Present equipment layout plans and system design drawings.	X	
Provide backhaul performance specifications and demarcation points.	X	
Provide heat load and power requirements for new equipment.	X	
Provide information on existing system interfaces.		X
Provide frequency and radio information for each site.		X
Assume liability and responsibility for providing all information necessary for complete installation.		X
Assume responsibility for issues outside of Motorola Solutions' control.		X
Review and update design documents, including System Description, Statement of Work, Project Schedule, and Acceptance Test Plan, based on Design Review agreements.	X	
Provide minimum acceptable performance specifications for customer provided	X	

Tasks	Motorola Solutions	Customer
hardware, software, LAN, WAN, and internet connectivity.		
Execute Change Order in accordance with all material changes to the Contract resulting from the Design Review.	X	
Deliverable: Finalized design documentation based upon "frozen" design, along with any relevant Change Order documentation.		
SYSTEM INSTALLATION		
Equipment Order and Manufacturing		
Create equipment order and reconcile to contract.	X	
Manufacture Motorola Solutions -provided equipment necessary for the system based on equipment order.	X	
Procure non-Motorola Solutions equipment necessary for the system.	X	
Deliverable: Equipment procured and ready for shipment.		
Equipment Shipment and Storage		
Provide a secure, temperature-controlled location for solution equipment.		X
Pack and ship solution equipment to the identified, or site locations.	X	
Receive solution equipment.		X
Inventory solution equipment.	X	
Deliverable: Solution equipment received and ready for installation		
Console Installation and Configuration - AXS Migration		
Provide console furniture and make room for new console installation.		X
Verify backhaul connectivity and associated equipment (such as MPLS) for all sites to meet latency, jitter, and capacity requirements. These may include dedicated phone circuits, microwave links, or other types of connectivity.	X	
Verify existing Ethernet cables between Console positions and backroom	X	

Tasks	Motorola Solutions	Customer
equipment are in good condition. Motorola will review the results with the Customer.		
Verify there are adequate UPS and/or power receptacles available at each console position. Motorola will review the resu lts with the Customer.	X	
Provision and wiring of additional AC circuits/feeds/breakers/receptacles, and cover any upgrade of the amperage of the utility service into the proposed facility, where needed.		X
Verify the backroom equipment, including switches, routers, CCGWs, AUX I/Os, loggers, and their related equipment, as well as the control room firewall, to ensure they exist and are in good condition.	X	
Connect the console to circuit demarcation points.	X	
Install the proposed equipment at each location, as defined by the equipment list and system description.	X	
Install peripheral console equipment as mentioned in the system description in accordance with R56 standards and state/local codes where appli cable.	X	
Perform console programming and configuration.	X	
Verify backhaul connectivity between the Console site and ASTRO System Core.	X	
Provision Consoles on the existing ASTRO System.	X	
Perform functionality test of the consoles as described in the FATP section.	X	
Document and provide test results.	X	
Review and approve test results.		X
Remove, transport, and dispose of outdated equipment.		X
Deliverable: Console equipment installation completed.		
SYSTEM OPTIMIZATION AND TESTING		
R56 Site Audit		
Perform R56 site-installation quality -audits, verifying proper physical installation and operational configurations.	X	

Tasks	Motorola Solutions	Customer
Create site evaluation report to verify site meets or exceeds requirements, as defined in Motorola Solutions' R56 Standards and Guidelines for Communication Sites.	X	
Deliverable: R56 Standards and Guidelines for Communication Sites audits completed succe ssfully.		
Solution Optimization		
Verify that all equipment is operating properly and that all electrical and signal levels are set accurately.	X	
Verify that all audio and data levels are at factory settings.	X	
Verify communication interfaces between devices for proper operation.	X	
Ensure that functionality meets manufacturers' specifications and complies with the final configuration established during design review or system staging.	X	
Reconfigure and reoptimize 3rd party equipment that is not part of the Motorola Solutions scope of work.		X
Deliverable: Completion of System Optimization.		
Functional Acceptance Testing		
Verify the operational functionality and features of the solution supplied by Motorola Solutions, as contracted.	X	
Witness the functional testing.		X
If any major task for the system as contractually described fails during the Customer acceptance testing or beneficial use, repeat that particular task after Motorola Solutions determines that corrective action has been taken.	X	
Review and approve finalacceptance test results.		X
If any major task as contractually described fails, repeat that particular task after Motorola Solutions determines that corrective action has been taken.	X	
Document all issues that arise during the acceptance tests.	X	
Document the results of the acceptance tests and present to the Customer for review.	X	

Tasks	Motorola Solutions	Customer
Resolve any minor task failures before Final System Acceptance.	X	
Deliverable: Completion of function al testing and approval by Customer.		
Training		
Finalize schedule for training coursework.	X	
Provide a training facility.		X
Ensure that the training participants fulfill course prerequisites.		X
Conduct the training classes outlined in the Training Plan.	X	
Attend proposed training classes.		X
Deliverable: Training coursework completed.		
Cutover		
Finalize Cutover Plan.	X	X
Calibrate and tune existing mobile and portable radios to ensure good working order.		X
Provide Motorola Solutions with user radio information for input into the system database and activation, as required.		X
Provide programming of user radios and related services (i.e. template building, re-tuning, testing, and installations), as needed, during cutover period.		X
Conduct a cutover meeting with relevant personnel to address both how to mitigate technical and communication problem impacts to the users during cutover and during the general operation of the system.	X	
Notify the personnel aff ected by the cutover of the date and time planned for the cutover.		X
Provide ongoing communication with users regarding the project and schedule.	X	X
Cutover users and ensure that user radios are operating on the system.		X
Resolve punch list items, documented during the Acceptance Testing phase, in	X	

Tasks	Motorola Solutions	Customer
order to meet all the criteria for final system acceptance.		
Assist Motorola Solutions with resolution of identified punch list items by providing support, such as access to the sites, equipment and system, and approval of the resolved punch list items.		X
Deliverable: Migration to new system completed, and punch l ist items resolved.		
Finalize Documentation and System Acceptance		
Provide manufacturer's installation material, part list and other related material to Customer upon project completion.	X	
Provide an electronic as-built system. This will include the following: Site Block Diagrams. Site Floor Plans. Site Equipment Rack Configurations. Antenna Network Drawings for RF Sites (where applicable). ATP Test Checklists. Functional Acceptance Test Plan Test Sheets and Results. Equipment Inventory List. Console Programming Template (where applicable). Drawings will be delivered in Adobe PDF format.	X	
Receive and approve documentation.		X
Execute Final Project Acceptance.	X	X
Deliverable: All required documents are provided and approved. Final Project Acceptance.		

Assumptions

The following assumptions remain in need of review and verification as of the submission of this proposal. These assumptions affect the scope of responsibilities to ensure ancillary systems and facilities are fully prepared to support the solution containe d in this proposal. Motorola will work with customer to determine the validity of these assumptions and determine the increased scope for which Motorola and/or customer is responsible. Should customer prefer Motorola to assume responsibility for the increa sed scope, Motorola will prepare and submit to customer a revised proposal or change order reflecting the revised scope, cost, and project implementation.

- A Performance Bond is not required.
- Union Labor is not required.
- Prevailing Wages are not required.
- All existing sites or equipment locations will have sufficient space available for the system described as required/specified by R56.
- All existing sites or equipment locations will have adequate electrical power in the proper phase and voltage, and site grounding to support the requirements of the system described.
    a. Electrician services are not included.
- Any site/location upgrades or modifications are the responsibility of the Customer.
- All Communication Sites can be accessed with a 4 wheel drive vehicle. Anything beyond the use of a 4 wheel drive vehicle will require a change order to capture the additional cost.
- Interfacing to 3rd party equipment or applications is not a part of this proposal.
- Approved FCC licensing is responsibility of City of Georgetown.
- Approved local, State, or Federal permits as may be required for the installation and operation of the proposed equipment are the responsibility of the Customer.
- Any required system interconnections not specifically outlined here will be provided by the Customer. This may include dedicated phone circuits, microwave links, or other types of connectivity.
- Training is included in this proposal.
- Motorola Solutions is not responsible for interference caused or received by the Motorola Solutions -provided equipment except for interference that is directly caused by the Motorola Solutions -provided transmitter(s) to the Motorola Solutions -provided receiver(s). Should the Customer's system experience interference, Motorola Solutions can be contracted to investigate the source and recommend solutions to mitigate the issue.
- Obtain and provide zoning approvals, permits, and lease agreements for all of the proposed sites and locations as required.

- Provide site acquisition and development, electrical work, HVAC, grounding systems, provisioning of emergency power systems (e.g. backup generators), cable entry panels, wall penetrations and core drilling, and support equipment for cable runs (e.g. cable tray, ice-bridge, conduit).
- Provide network connectivity as described in the Technical Description section.
- Provide storage for the system equipment at Georgetown Electric Company installation.
- The existing Furniture will be reused.
- The existing logging system will be reused.
- Networking equipment (Routers and Switches) and Conventional Channel gateways will be reused.
- The existing Radio Consolettes, control station combiners, and antenna system will be reused and are in good condition and fit to be re-used..
- The Existing Rack Space, HVAC, UPS System, and electrical connections will be reused.
- Georgetown will provide the required connectivity to the Core Master Site.
- Customer is responsible to provide a high speed internet connection for downloading the software updates directly to the CommandCentral AXS Dispatch Console subsystem

Training Plan

Training Overview

Partnering with Motorola Solutions will enable City of Georgetown to build personnel competency and maximize return on investment.

Effective training ensures successful implementation and use of your communications system by all personnel for the life of the system. The training plan furnished to City of Georgetown is comprised of targeted coursework developed and delivered by our expert instructors. This plan, included below, will effectively provide City of Georgetown's personnel with a comprehensive understanding of the proposed system and user equipment.

We will collaborate with City of Georgetown to tailor a final training plan to enable City of Georgetown's organization to operate, configure, and manage the proposed solution effectively and efficiently.

Motorola Solutions Training

Motorola Solutions provides an expanding portfolio of training delivery methods, tools, and courses to support the training needs of our customers. The figure below shows the elements

of our training methodology that qualify us as the leader in the communications training industry.

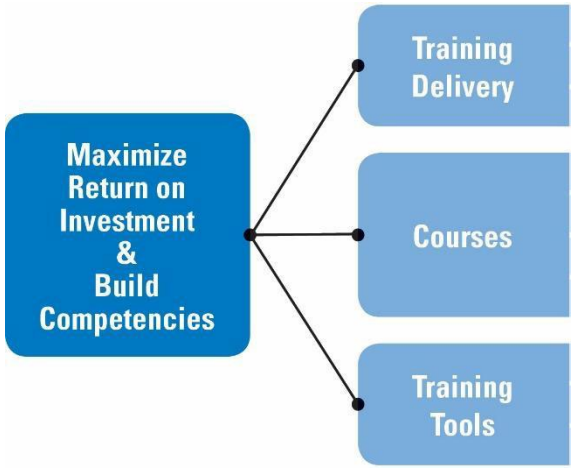

Build the competencies of City of Georgetown's personnel and maximize your return on investment with Motorola Solutions' expanding portfolio of training delivery methods, tools, and courses.

Training Delivery

Training Methods

Motorola Solutions' training experience and expertise enables our customers to gain the training they need to use during critical times in a variety of methods. As shown in the figure below, we offer four interactive methods of training: Online Self-Paced, Virtual Instructor-Led, Instructor-Led, and our *new* Integrated Training Environment.

Motorola Solutions offers a variety of interactive training methods that cater to different learning techniques, allowing more effective ways to give personnel the skills they need.

These training approaches ensure our customers receive the understanding they need for the practical aspects of their jobs.

Motorola Solutions Instructors

We have approximately 40 instructor resources distributed across North America. These instructors are available to train customers in our Technical Training Center located in Schaumburg, Illinois, while specific training courses are available at our facility in Plantation, Florida. Training can also be delivered directly on-site at customer locations. All instructors undergo an Instructional Skills and Technical Knowledge Program, which is a globally-recognized training and instructor assessment program.

Consultative Services

Motorola Solutions provides consultative services for our customers, which includes personalized training plans and other training-related services. Our dedicated training

consultant team works with our customers and Motorola Solutions account teams to identify and meet the training needs of technical, administrative end users, and other audiences.

For a more detailed view of the training Motorola Solutions provides, please see our Product and System Technical Training Course Catalog:
https://www.motorolasolutions.com/content/dam/msi/docs/services/learning/2018-na-learning-catalog.pdf

Proposed Training Overview for City of Georgetown

In order to achieve the training goals identified by City of Georgetown, we propose the following courses.

It is necessary that participants bring their laptop computers for all system administrator and technician classes. Materials will be delivered electronically via USB drives.

PROPOSED TRAINING OVERVIEW FOR CITY OF GEORGETOWN

In order to achieve the training goals identified by City of Georgetown, we propose the following courses.

It is necessary that participants bring their laptop computers for all system administrator and technician classes. Materials will be delivered electronically via USB drives.

Console Operator and Supervisor Training Plan

Course Title	Target Audience	Sessions	Duration	Location	Date	Participants
AXS Console Operator and Admin Utilizing the End User Training Kit 1 training consoles (Instructor-led)	Dispatch Supervisors	1 (8-hour session)	1 day	US	Prior to cutover	1
AXS Console Operator 1 training consoles (Instructor-led) .	Dispatch Operators	8 (4-hour sessions)	2 days	US	Prior to cutover	8 (2 per Session)

Course Descriptions for City of Georgetown

Course descriptions for City of Georgetown are included on the following pages.

AXS Console Supervisor

Course Synopsis and Objectives:	This course provides participants with the knowledge and skills to manage and utilize the AXS console administrator functions. Through facilitation and hands-on activities, the participant learns how to customize the console screens. After completing this training course, you will be able to: ▪ Understand the menu items and tool bar icons. ▪ Edit folders, multi-select/patch groups, auxiliary input output groups, windows and toolbars. ▪ Add/delete folders.
Delivery Method:	ILT - Instructor-led training
Duration:	4 hours Operator, plus 4 hours Admin
Participants:	Dispatch Supervisors and System Administrators
Class Size:	Based on number of Training Consoles available (2 students per Console)
Prerequisite:	None
Curriculum:	▪ Introduction. ▪ Configurations. ▪ Folders and Resource Setup. ▪ Customizing Folders. ▪ Auto Starting the AXS Dispatch Console. ▪ Editing Preferences. ▪ Configuring the Toolbar. ▪ Setting Up Aux IOs. ▪ Resource Groups.

AXS Console Operator

Course Synopsis and Objectives:	This course provides participants with an introduction to the dispatch console, its basic operation and tailored job aids which will be available for assistance in operation. Through facilitation and hands-on activities, the user learns how to perform common tasks associated with the console operation. After completing this training course, you will be able to: ▪ Perform basic operational tasks of the dispatch console. ▪ Utilize the provided job aids to perform specific tasks associated with the console. ▪ Understand a high level view of the system configuration. ▪ Understand a high-level overview of the customer system configuration. ▪ Understand general console operation. ▪ Understand proper operating procedures for specific customer features.

Delivery Method:	ILT - Instructor-led training
Duration:	4 hours
Participants:	Dispatch Console Operators, Supervisors, System Administrators, and Support Personnel
Class Size:	Based on number of Training Consoles available (2 students per Console)
Prerequisite:	None
Curriculum:	▪ Overview. ▪ Communicating with Radios. ▪ Advanced Signaling Features. ▪ Resource Groups. ▪ Working with Configurations. ▪ Working with Aux IOs. ▪ Troubleshooting.

Equipment List

QTY	NOMENCLATURA	DESCRIPTION
3	HKVN4729A	AXS DISPATCH CONSOLE LICENSE
3	HKVN4730A	AXS TRUNKING SERVICES LICENSE
3	HKVN4731A	AXS ADVANCED CONVENTIONAL SERVICES LICENSE
3	HKVN4732A	AXS SECURE VOICE SERVICES LICENSE
3	HKVN4733A	LICENSE,AXS INTEGRATED IRR
3	HKVN4736A	AXS AMBE+2 VOCODER ROYALTY AND LICENSE
3	HKVN4739A	AXS SECURE OTEK SERVICES LICENSE
3	HKVN4737A	AXS STANDARD LEVEL RADIO RESOURCE CAPACITY LICENSE
1	B1957A	AXS SOFTWARE DVD
3	B1956A	COMMANDCENTRAL HUB, W/CLIENT PC
3	CA03850AA	ADD: WINDOWS OS FOR MCC7500E CONSOLE
3	CA03553AA	ADD: AC LINE CORD, NORTH AMERICA
3	CA03547AA	ADD: BRACKET, MOUNTING 2RU
3	CA03548AA	ADD: TWO CABLES, POWER 24VDC
3	CA03572AA	ADD: CABLE RETENTION BRACKET
3	B1951B	DISPATCH DESKTOP MICROPHONE, USB
3	CA03413AA	ADD: USB CABLE, TYPE A TO TYPE C, 4.5M
6	B1913A	MCC SERIES HEADSET JACK
6	B1952B	DISPATCH DESKTOP SPEAKER, USB
6	CA03413AA	ADD: USB CABLE, TYPE A TO TYPE C, 4.5M
6	CA03405AA	ADD: POWER SUPPLY WITH DC CORD
6	CA03406AA	ADD: AC LINE CORD, NORTH AMERICA
3	L3226A	COMPUTER MOUSE, CERTIFIED OPTICAL WHEEL MOUSE FOR RSD SERVERS AND WORKSTATIONS
3	L3225A	CERTIFIED KEYBOARD FOR RSD SERVERS AND WORKSTATIONS

1	DSF2B56AA	USB EXTERNAL DVD DRIVE
6	RMN5150A	OVER-THE-HEAD, MONAURAL, NOISE-CANCELING HEADSET
3	DSTWIN6328A	PROVIDES ONE DUAL PEDAL FOOTSWITCH
3	DSEV221B	TECH GLOBAL EVOLUTION SERIES 22INCH WITH TOUCH
3	DS980000802	LOGITECH: Z150 MULTIMEDIA SPEAKERS, MIDNIGHT BLACK
3	DSACPS6N120SN2TT	AC POWER STRIP, 6 OUTLETS, SASD PROTECTED, UL1449/R56, 12FT CORD
3	T8742A	MCAFEE FOR WINDOWS CLIENT, A2019.2 +PLUS
3	T8806A	WINDOWS SUPP. TRANSPARENT, A2022.1
1	T8810A	STANDALONE DSC 8000 CONTROLLER
1	CA03863AA	ADD: ASTRO SYSTEM RELEASE 2022.1
1	CA03801AA	ADD: DSC 8000 CONVENTIONAL SITE CONTROLLER
1	UA00787AA	ADD: DSC 8000 CONVENTIONAL SITE CONTROLLER SW
1	CA03832AA	ADD: NM--DISPATCH SITE
1	T8811A	DSC AC POWER SUPPLY CHASSIS
1	CA03800AA	ADD: SINGLE POWER SUPPLY FOR DSC
1	CA04065AA	ADD: DSC AC POWER CABLE - US, 12 FT
6	RLN6098B	HEADSET BASE PTT DQ-TEMP-0708-02
1	SQM01SUM0323A	ASTRO MASTER SITE
1	CA03517AF	ASTRO CORE EXPANSION, AN2024.X
1	CA01316AA	ADD:UNC ADDTL DEVICE LIC (QTY 10)
1	UA00674AA	ADD: 1 CONSOLE OP: AXS, MCC7500/E OR AIS

Preliminary Project Schedule

Motorola's preliminary schedule indicates total project implementation to be approximately 7 months pending supply chain availability at the time of purchase. This preliminary schedule is included for informational purposes only and assumes that all respon sibilities as defined above are completed, as required. If site improvements or site approvals are needed these must be completed prior to equipment shipping to the field.

PROJECT PHASE	Month 1	Month 2	Month 3	Month 4	Month 5	Month 6	Month 7
Design / Order							
Manufacture							
Install FNE							
Program / Config / Optimize							
Testing, Acceptance							
Cut-Over (Go-Live)							
Closeout							

Infrastructure Advanced Plus Services Support Description

Overview

Advanced Plus Services for ASTRO® 25 infrastructure is a comprehensive program to sustain the long-term performance of City of Georgetown's network. Advanced Plus Services consists of the following elements:

- ASTRO System Monitoring
    a. Managed Detection and Response
    b. Network Event Monitoring
- Remote Technical Support
- Network Hardware Repair
- Remote Security Update Service (RSUS)
- On-site Infrastructure Response
- Annual Preventative Maintenance
- Network Updates

.

Together, these elements will help to avoid operational disruptions and maintain the value of City of Georgetown's communications investment.

Advanced Plus Services Element Descriptions

The following sectio ns describe the elements proposed for City of Georgetown's ASTRO 25 infrastructure.

ASTRO System Monitoring

ASTRO System Monitoring Service includes advanced network and security monitoring along with connectivity to deliver these services.

- **Managed Detection and Response**

Experienced, specialized cybersecurity analyst at Motorola's Security Operations Center (SOC) will monitor the Customer's ASTRO® 25 radio network for security threats. SOC analysts will coordinate with the Customer through the ActiveEyeSM Security Platform to identify and mitigate threats to the Customer's networks.

- **Network Event Monitoring**

Real-time, continuous ASTRO® 25 radio communications network monitoring and event management. Using sophisticated tools for remote monitoring and event characterization, Motorola will assess events, determine the appropriate response, and initiate that response. Possible responses include remotely addressing the issue, escalation to product technical support groups, and dispatch of designated field technical resources.

Remote Technical Support

Motorola Solutions' Centralized Managed Support Operations (CMSO) will provide Remote Technical Support for infrastructure issues that require specific technical expertise. Experienced technical support specialists will be available to consult with City of Georgetown to help diagnose, troubleshoot and resolve infrastructure issues. Service Desk maintenance procedures and incident resolution techniques are based on ISO 9001 and TL 9000 standards.

Network Hardware Repair

To restore City of Georgetown's ASTRO 25 network components if they malfunction, Motorola Solutions will repair Motorola Solutions-provided infrastructure equipment. This includes select third-party infrastructure equipment supplied by Motorola Solutions. Motorola Solutions will ship and return repaired equipment, and will coordinate the repair of third-party solution components.

Remote Security Update Service

Commercial security software updates are often designed without consideration for specialized systems like radio communications networks. These updates may inadvertently disrupt ASTRO 25 network operations and functionality.

To minimize cyber risks and software conflicts, Motorola Solutions provides the Remote Security Update Service (RSUS). With this service, Motorola Solutions deploys antivirus and operating system security updates on an ASTRO 25network in a dedicated information assurance lab to test and validate them for use with ASTRO 25 networks.

Motorola Solutions tests whether applying these security updates degrades network service. If an update degrades performance, Motorola Solutions searches for a solution or workaround to address the issue before releasing that update.

With RSUS, Motorola Solutions will remotely install tested updates on City of Georgetown's ASTRO 25 network. If there are any recommended configuration changes, warnings or workarounds, Motorola Solutions will provide detailed documentation on a secured extranet website.

On-site Infrastructure Response

Motorola Solutions will provide repair service from trained and qualified technicians. Once dispatched, technicians will travel to City of Georgetown's ASTRO 25 network location to diagnose issues and restore functionality. These technicians will run diagnostics on hardware to identify defective components, and repair or replace them as appropriate. Infrastructure Response times are based on a given issue's impact on overall system function.

Travel times and service levels are governed by local geography. Motorola Solutions will provide additional information in the Statement of Work for ASTRO 25 Advanced Services and in theCustomer Support Plan agreed between City of Georgetown and Motorola Solutions.

Annual Preventive Maintenance

Motorola Solutions will annually test and service network components. Qualified field technicians will perform routine hands-on examination and diagnostics of network equipment to keep them operating according to original manufacturer specifications.

Network Updates

The Network Updates service provides public safety radio system release updates on a consistent, budgeted plan. These updates maintain reliable network operations and cybersecurity protection. In addition, Network Updates keeps City of Georgetown's ASTRO 25 network compatible with expansion elements, as well as new products or features. With Network Updates, City of Georgetown's network will remain on a release that qualifies for support services.

Motorola Solutions will deliver updates based on a predefined cadence of upgrade windows, with up to one update in each window. The Network Updates service includes the following:

- Software Release Updates - Motorola Solutions-certified software that improves network functions over previous releases. This also includes commercial operating system and application software updates.
- Hardware Update – When needed to support a software release update, Motorola Solutions provides new hardware that will support the new software update, as well as

maintain existing functions and features.

- Professional Implementation Services – Motorola Solutions will plan and implement updates at City of Georgetown's site. This includes factory integration, testing, and supply chain management for new software and hardware.

With these services, City of Georgetown will have access to the technology, support and planning expertise needed for an effective upgrade.

Motorola Solutions Service Delivery Ecosystem

Advanced Services are delivered through a tailored combination of field service personnel, centralized teams, product repair depots and Customer Hub. These service resources will collaborate to swiftly analyze network issues, accurately diagnose root causes, and efficiently resolve issues to return the network to normal operation.

Motorola Solutions services will be delivered by staff experienced in servicing mission-critical networks. Motorola Solutions uses the Information Technology Infrastructure Library (ITIL) framework to define service tasks based on industry-recognized best practices. As staff perform tasks, service incident information will be available to City of Georgetown's administrators and personnel through Customer Hub.

Service activities and Motorola Solutions' service team are described in more detail below.

Centralized Managed Support Operations

The cornerstone of Motorola Solutions' support process is the Centralized Managed Support Operations (CMSO) organization. This TL 9000/ISO 9001-certified organization is staffed 24x7x365 by experienced service desk specialists, security analysts, and operations managers. The CMSO houses critical central functions, including the Service Desk.

The CMSO Service Desk will serve as a single point of contact for services. It processes service requests, service incidents, change requests, and dispatching. The Service Desk communicates necessary information to stakeholders, bridging communications among City of Georgetown, Motorola Solutions, and third-party subcontractors.

Service Desk teams record, track and update incidents through the Motorola Solutions Customer Relationship Management (CRM) system. They document and respond to inquiries, requests, concerns and service tickets. When an incident is initiated, the CMSO will engage with teams to resolve that incident. The CMSO will escalate to new teams when needed. Depending on the incident, the CMSO will coordinate incident resolution with local field service and authorized repair depots.

Field Service

Motorola Solutions authorized and qualified field service technicians will perform the On-site Infrastructure Response service, repair malfunctioning hardware in the field, and conduct preventive maintenance tasks. These technicians will coordinate with the Service Desk, technical support teams, and product engineering as needed to resolve incidents.

Repair Depot

The Motorola Solutions Repair Depot will provide City of Georgetown with a central repair location. This will eliminate the need to send network equipment to multiple vendor locations for repair. Motorola Solutions tracks products sent to the Depot via a case management system throughout the repair process. This system will enable City of Georgetown's representatives to check repair status, from inbound shipment to return.

Customer Support Manager

A Motorola Solutions Customer Support Manager (CSM) will be City of Georgetown's key point of contact for the definition and administration of services. The CSM will work with City of Georgetown to define service delivery details to address City of Georgetown's specific priorities.

Customer Hub

To provide City of Georgetown with quick access to service details, Motorola Solutions will provide our Customer Hub online network information tool. Customer Hub provides our customers with real-time critical network and services information through an easy-to-use graphical interface.

Customer Hub offers real-time, role-based access to critical network and services information.

With Customer Hub, City of Georgetown's administrators will be able to monitor system health and maintenance updates. Capabilities include:

- Viewing network and support compliance.
- Viewing incident reports.
- Updating and creating incidents.
- Checking system update status.
- Receiving pro-active notifications regarding updates.

Available 24x7x365 from any web-enabled device, the information provided by Customer Hub will be based on your needs and user access permissions, ensuring that the information displayed is secure and pertinent to your operations.

System Upgrade Agreement II

The System Upgrade Agreement II (SUA II) service provides public safety radio system release updates on a consistent, budgeted plan. These updates maintain reliable network operations and cybersecurity protection. In addition, SUA II keeps your ASTRO 25 network compatible with expansion elements, as well as new products or features. With SUA II, your network will remain on a release that qualifies for support services.

Motorola Solutions will deliver SUA II in two-year periods, with up to one update in each period. The SUA II service includes the following:

- Software Release Updates - Motorola Solutions-certified software that improves network functions over previous releases. This also includes commercial operating system and application software updates.
- Hardware Update – When needed to support a software release update, Motorola Solutions provides new hardware. New hardware will both support the new software update, as well as maintain existing functions and features.
- Professional Implementation Services – Motorola Solutions will plan and implement updates at the Customer site. This includes factory integration, testing, and supply chain management for new software and hardware.

With these services, the Customer will have access to the technology, support, and planning expertise needed for an effective upgrade.

ASTRO 25 Managed Detection and Response

Summary

Motorola Solutions is pleased to build upon our years of ongoing support to City of Georgetown (Georgetown Electric Company) with a response that efficiently meets the needs for your ASTRO® 25 Managed Detection and Response (MDR) solution. We are a national and global leader in the cybersecurity community. We have evolved into a holistic mission critical technology provider, placing Information Technology (IT), as well as cybersecurity, at the forefront of importance to protect our customers against threats to the confidentiality, integrity and availability of their operation.

ASTRO 25 Managed Detection and Response

Motorola Solutions' ASTRO 25 MDR provides radio network security element monitoring by experienced, specialized security technologists with extensive experience working with ASTRO 25 mission-critical networks. For highly complex or unusual security events, Motorola Solutions' technologists have direct access to Motorola Solutions engineers for rapid resolution.

Our solution provides 24x7x365 Security Operations Center Support. This is a component of our broader proprietary SOC 2 Type 2 certified Managed Security Platform targeted to Public Safety, Critical Infrastructure, and State/Local municipalities.

The ActiveEye℠ Platform

With the ActiveEye platform, Motorola is able deliver to our customers a co-managed approach to 24/7 security monitoring operations across IT enterprise environments. The benefits of the ActiveEye platform are demonstrated below:

- Included Public Safety Threat Data Feed — Threat reports covering potential attack vectors based on dark web research. Summaries of actual attacks against public safety and state/local municipalities.
- Advanced Threat Detection & Response — Consolidate SIEM data and direct threat inputs from endpoint security, network sensors, and cloud/SaaS applications. Pre-built custom playbooks to process alerts and reduce/eliminate manual analyst effort.
- Single Dashboard for Threat Visibility — Complete visibility into the security of the network. Monitor alerts, perform investigations, track cases, and create reports all from one interface.

Chief Information Security Officer (CISO) Benefits

- A main dashboard displays and aggregates all of the important and relevant risk information from across the organization, helping decision makers to make better-informed decisions to balance cybersecurity efforts and operational efficiencies.
- The dashboard provides key performance metrics and indicators that can inform an admin at a glance to the activity that is occurring throughout their environment.
- Create ad-hoc reports and notifications based on available data and ActiveEye parameters.
- Transparency into the service that Motorola Solutions is providing. The dashboard will provide the key indicators to the number of events that are handled on a daily, weekly, monthly basis and how those events are handled by the Motorola Solutions Security Operations Center (SOC).

Public Safety Threat Alliance

Cyber threats to public safety agencies are increasing in scope, scale, and complexity; however, most agencies lack the cybersecurity capabilities required to mitigate risk and ensure continuity of public safety operations. To address this critical need, Motorola has established a cyber threat information sharing and analysis organization (ISAO) for public safety called The Public Safety Threat Alliance (PSTA). The PSTA is recognized by the U.S. Cybersecurity and Infrastructure Security Association (CISA), and highlights Motorola's commitment to public safety agencies and the communities they serve.

The PSTA will leverage cybersecurity risk information from across Motorola's Cybersecurity Services. This, paired with information from members and trusted partners including CISA, other ISAOs, and nonprofits dedicated to sharing cyber threat intelligence, will help generate actionable intelligence to improve members' cybersecurity posture, defense, and resilience against evolving threats to their public safety missions. In addition to the intelligence alerts and reports provided, other benefits included access to an automated threat feed, with context and tags, that can be fed into your SIEM or MDR solution and Dark Web monitoring that checks for activity, including the sale of credentials or mention of your organization's name. There is no cost for membership to the PSTA.

Learn more about membership to the PSTA at: https://motorolasolutions.com/public-safety-threat-alliance.

MDR Solution Description

Motorola Solutions, Inc. (Motorola Solutions) is pleased to present the proposed cybersecurity services for the City of Georgetown (hereinafter referred to as "Customer"). This proposal is conditional upon the host system, GATRRS (hereinafter referred to as "Host") subscribing to ASTRO Managed Detection and Response (MDR and the core being enabled for Endpoint Detection and Response (EDR).

Identifying and mitigating cyber threats requires a reliable solution that supplies the right data to cybersecurity experts. With MDR, Motorola Solutions will provide access to our ActiveEyeSM

Security Platform, along with 24x7 support from specialized security technologists, who will monitor your mission critical network against threat and intrusion.

The following ASTRO® 25 Managed Detection and Response features and services are included in our proposal:

- **ActiveEye℠ Managed Detection and Response Elements**.
  - ActiveEye Security Management Platform.
- **Service Modules.**
  - Log Collection / Analytics.
  - Endpoint Detection and Response (EDR).
- **Security Operations Center Monitoring and Support.**

Site Information

The following site information is included in the scope of our proposal:

Table: Site Information

Site / Location	Quantity
Network Management Clients	0
Dispatch Consoles	3
AIS	0

Services Included

The ActiveEye service modules included in our proposal are listed below.

Table: Service Modules

Service Module	Features Included	Network Environment

Log Collection / Analytics	Online Storage Period: 30 Day Storage Extended Log Storage Length: 12 Months	Consoles
Endpoint Detection and Response (EDR)	Online Storage Period: 30 Day Storage	Consoles

Services Included

Managed Detection and Response is performed by Motorola Solutions' Security Operations Center (SOC) using the ActiveEyeSM security platform. The SOC's cybersecurity analysts monitor for alerts 24x7x365. If a threat is detected, analysts will investigate and initiate an appropriate Customer engagement. Customer engagements may include but are not limited to: requesting additional information from the Customer, continuing to monitor the event for further development, or informing the Customer to enact the Customer's documented Incident Response plan.

SOC analysts rely on monitoring elements to detect signs of a potential threat impacting the Customer's ASTRO 25 network and applicable Customer Enterprise Network (CEN) systems. These elements are described below.

The Managed Detection and Response service includes the deployment and optimization of these elements into the Customer's network.

Managed Detection and Response Elements

This section and its subsections describe Managed Detection and Response elements, and their applicability for specific infrastructure.

ActiveEye Security Platform

Motorola Solutions' ActiveEyeSM security platform collects and analyzes security event streams from ActiveEye Remote Security Sensors (AERSS) in the Host's ASTRO 25 network and applicable CEN systems, using security orchestration and advanced analytics to identify the most important security events from applicable systems.

The platform automates manual investigation tasks, verifies activity with external threat intelligence sources, and learns what events will require rapid response action.

If the Host provides it, the Customer will receive access to the ActiveEye platform as part of this service. ActiveEye will serve as a single interface to display system security information. Using ActiveEye, the Customer will be able to configure alerts and notifications, review security data, and perform security investigations.

Applies to included console infrastructure.

ActiveEye Managed Security Portal

The ActiveEye Managed Security Portal will synchronize security efforts between the Host, Customer and Motorola Solutions. From this central point, the Customer will be able to view threat insights, event investigations, security reports, threat advisories, and status of any security cases.

Figure: ActiveEye Interface

Dashboard

Key information in the ActiveEye Portal is summarized on the dashboard. This dashboard provides details about open alerts, an overview of alert categories, alert processing, key performance indicators (KPI), open security cases, and recent threat advisories. Also, users can access more in-depth information like security cases, alert details, alert trends, reports, and group communications.

Security Cases

When the Customer and Motorola Solutions identify a threat, the SOC will create a security case. Through the ActiveEye Portal, the Customer can view details of current or past cases.

Alert Details and Trends

Alerts can be evidence of a past, active, or developing threat. ActiveEye records relevant data for each alert, enabling users to quickly view its triggers, systems it impacts, and any actions taken to address the alert. ActiveEye Portal also provides tools for reviewing groups of alerts based on key attributes or time periods. Attribute filters enable users to toggle which alert groups ActiveEye Portal shows, helping to spot trends or threat activity. Users can also compare alert logs for specific time periods to determine if specific trends are associated with a threat or are false positives.

Investigations and Reporting

ActiveEye Portal includes robust *ad hoc* reporting capabilities, which will provide important, additional information about active and historical threats. Users can share information outside of ActiveEye Portal by downloading reports in .csv or .json format.

In addition to *ad hoc* reporting, ActiveEye Portal can provide a daily email summary and monthly report. Daily email summaries can include alert counts, security cases opened or closed, saved queries that have new data, and detailed endpoint security statistics. If needed, ActiveEye

Portal can send one or more summary emails with different content for different groups. Monthly reports are available as a PDF download.

Security Advisories

Security Advisories are messages initiated from the SOC that share information on active threats with the Customer's security teams. These advisories guide security teams on how to best take action against a threat and tell them where they can find further information.

Information Sharing

The ActiveEye Portal includes several functions for sharing information. Automatic security alerts notify pre-defined contacts of incidents, based on incident priority. Other information sharing functions include:

- **SOC Bulletins** - Instructions from the Customer, or the SOC, that SOC analysts reference when creating security cases. These can communicate short-term situations where a security case may not be needed, such as during testing or maintenance windows.
- **Customer Notebook** - The SOC will use the Customer Notebook to document the Customer's environment and any specific network implementation details that will help the SOC investigate security cases.
- **Contact Procedures** - Escalation procedures and instructions on who to contact if an incident occurs. Contact procedures include instructions and procedures for specific security incident levels. The SOC and the Customer will jointly manage contact procedures.

User Access

The ActiveEye Portal provides the ability to add, update, and remove user access. Every ActiveEye user can save queries, customize reports, and set up daily email summaries. Users may be given administrative access, allowing them to perform administrative tasks, such as setting up new service connectors, resetting passwords, and setting up multi-factor authentication for other users.

Service Modules

ActiveEye delivers service capability by integrating one or more service modules. These modules provide ActiveEye analytics more information to correlate and a clearer vision of events on the Customer's network. In addition, modules enable security teams and analysts to more easily access and compare data from these disparate systems. The following subsections describe each ActiveEye service module in detail.

Log Collection / Analytics

The AERSS deployed in the Host's system collects logs and other security information from applicable servers, workstations, switches, routers, Network Detection, and firewalls. This

information is forwarded to the ActiveEye platform, which uses advanced analytics to identify signs of security incidents. If it identifies signs of a security incident, ActiveEye notifies the SOC for further analysis.

Collected events will be stored in the ActiveEye Security Management Platform to enable historical searching or threat hunting as needed. Some high volume, repetitive logs may be aggregated as noted in the documentation. The default storage time period is one year, but no longer than 90 days, following expiration or termination of the Agreement. A longer time period can be provided if subscribed, see Table: Service Modules for subscription details.

Endpoint Detection and Response

Endpoint Detection and Response (EDR) is an endpoint security agent that integrates with the ActiveEye security platform to provide additional threat detection, investigation, and response actions to optimize protection of critical systems.

EDR integration with ActiveEye accelerates investigations by making necessary information available for analysts in a single platform where they can quickly access details of what caused an alert, its context, and its history.

The platform enables analysts to initiate response actions (i.e. isolate host, ban or block a file hash, terminate a process) on endpoints to respond to detection of verified malicious activity within the system. Available responses are determined by the Customer's security policies.

Security Operations Center Services

Motorola Solutions delivers SOC Monitoring using one or more SOC facilities. The SOC includes any centralized hardware and software used to deliver this Service and its service modules. The SOC and its centralized hardware and software are housed within an SSAE-18 compliant data center.

Motorola Solutions' SOC is staffed with security experts who will use ActiveEye Security Management Platform to monitor elements integrated by service modules. In addition, SOC staff will take advantage of their extensive experience to investigate, and triage detected threats, and to recommend responses to the Customer.

MDR Statement of Work

Overview

In accordance with the terms and conditions of the Agreement, this Statement of Work (SOW), including all of its subsections and attachments, defines the principal activities and responsibilities of all parties for the delivery of Motorola Solutions, Inc. (Motorola Solutions) Cybersecurity services as presented in this proposal to City of Georgetown (hereinafter referred to as "Customer").

In order to receive the services as defined within this SOW, the Customer is required to keep the system within a standard support period as described in Motorola Solutions' Software Support Policy (SwSP).

Deployment Timeline

The following phase descriptions lay out the necessary deployment activities and milestones required to achieve service readiness:

Deployment Timeline and Milestones

To initiate the ASTRO 25 Managed Detection and Response service to function, Motorola Solutions and the Customer must perform deployment tasks. Service deployment is broken into the following phases, each with specific deliverables.

Phase 1: Information Exchange

After contract execution, Motorola Solutions will schedule a service kick-off meeting with Customer and provide information-gathering documents. The kick-off meeting may be conducted at the earliest, mutually available opportunity. Customer is to identify and ensure participation of key team members in kickoff and project initiation activities.

Phase 2: Infrastructure Readiness

Motorola Solutions will provide detailed requirements regarding Customer infrastructure preparation actions after kick-off meeting. It is the Customer's responsibility to accomplish all agreed upon infrastructure preparations.

Phase 3: System Buildout and Deployment

Motorola Solutions will build and provision tools in accordance with the requirements of this proposal and consistent with information gathered in earlier phases. Motorola Solutions will also provide detailed requirements regarding Customer deployment actions. The Customer may be required to deploy software and/or configurations in cases where Motorola does not manage the device and does not have access or authorization to perform the installation.

Motorola will coordinate with the customer to identify and schedule mutually agreeable maintenance windows where Motorola will perform integration of endpoint detection and response agents at in-scope sites and Customer Enterprise Networks (CENs). Endpoint detection and response agents will not be installed at sites that do not meet the minimum connectivity requirements (either site links with sufficient bandwidth or Control Room Firewalls with customer provided internet). Motorola will leave the existing antivirus solution in place on endpoints located at these out of scope sites.

Phase 4: Monitoring Turn Up

Motorola Solutions will verify all in-scope assets are properly forwarding logs or events and notify Customer of any exceptions. Motorola Solutions will begin monitoring any properly connected in-scope sources after the initial tuning period.

Phase 5: Tuning and Customer Training

Motorola Solutions will conduct initial tuning of the events and alarms in the service and ActiveEye training.

Service Commencement

The Service will commence with the Service Onboarding phase or within 30 days of contract signature, whichever event occurs soonest for existing customers.

In the case of a new ASTRO system, the Service will commence in parallel to the commencement date of the core ASTRO Service package “Turn Up" go live date. Motorola and the Customer will collaborate to complete the additional deployment tasks.

General Responsibilities

Motorola Solutions Responsibilities

- Provide software and licenses to the Customer necessary to remotely monitor the ASTRO 25 network and applicable CEN environments.
- Integrate EDR agents as per the “Deployment Timeline and Milestones” section in all network segments where endpoint detection and response is in scope.
    - Note that network segments with insufficient connectivity to support endpoint detection and response will be considered out of scope for endpoint detection and response
    - Motorola will perform the installation of endpoint detection and response agents in the RNI-DMZ CEN(s) and Control Room CEN(s) for all Motorola managed devices that support endpoint detection and response agents.
    - Motorola will support the customer with installing endpoint detection and response agents in the RNI-DMZ CEN(s) and Control Room CEN(s) for any device that supports endpoint detection and response agents and is not Motorola Solutions managed. Due to the fact that Motorola does not typically manage the devices and network connectivity for endpoints in the Control Room CEN, it is ultimately the customer’s responsibility to perform this installation.
- Assist the Customer with the installation of log forwarding agents on systems that are not managed by Motorola. Note, Motorola will perform installation on all endpoints that are managed by Motorola.
- Verify connectivity and monitoring is active prior to start of service.
- Coordinate with the Customer to maintain Motorola Solutions service authentication credentials.
- Monitor the Customer’s ASTRO 25 network and applicable CEN systems 24/7/365 for malicious or unusual activity, using trained and accredited technicians.

- Respond to security incidents in the Customer's system in accordance with Priority Level Definitions and Notification Times. This may include, but is not limited to, requesting additional information from the Customer, continuing to monitor the event for further development or informing the Customer to enact the Customer's documented Incident Response plan.
- Ensure that all monitored devices within the network are properly configured for Syslog, forwarding events to the centralized event log server.
- Assist the Customer with identifying devices that support logging within the ASTRO 25 network and applicable CEN systems have been configured to forward Syslog events to the AERSS.

Customer Responsibilities

- The ASTRO 25 Managed Detection and Response service requires a connection from the Customer's ASTRO 25 network and applicable CEN systems to the Internet. Establish connectivity with sufficient bandwidth before service commences. Internet service bandwidth requirements are as follows:
    - Bandwidth throughput of 10Mbps per zone.
    - High availability Internet Connection (99.99% (4-9s) or higher).
    - Packet loss < 0.5%.
    - Jitter <10 ms.
    - Delay < 120 ms.
    - RJ45 Port Speed - Auto Negotiate.
    - If an ASTRO site link will be leveraged for endpoint detection and response communications, that site link must support a minimum of 2 Mbps of bandwidth.
- Maintain an active Security Update Service (SUS) subscription, ensuring patches and antivirus definitions are applied according to the release cadence of the service.
- For regional adders to another system, the hosted core (regional system) must subscribe to and maintain either an ActiveEye Pulse or ASTRO 25 Managed Detection and Response service, as well as be enabled for EDR.
- Allow Motorola Solutions continuous remote access to monitor the ASTRO 25 network and applicable CEN systems. This includes keeping the connection active, providing passwords, and working with Motorola Solutions to understand and maintain proper administration privileges.
- Provide continuous utility service(s) to any Motorola Solutions equipment installed or utilized at the Customer's premises to support service delivery and remote monitoring.

- Provide Motorola Solutions with contact information necessary to complete the Customer Support Plan (CSP). Notify the assigned Customer Support Manager (CSM) in advance of any contact information changes.
- Notify Motorola Solutions if any new components are added to or removed from the environment as it may be necessary to update or incorporate in Managed Detection and Response. Changes to monitored components may result in changes to the pricing of the Managed Detection and Response service.
- Ensure that the ASTRO 25 system is operating on a Motorola supported release.
- Allow Motorola Solutions' dispatched field service technicians physical access to monitoring hardware when required.
- Cooperate with Motorola Solutions and perform all acts that are required to enable Motorola Solutions to provide the services described in this SOW.
- Respond to Cybersecurity Incident Cases created by the Motorola Solutions Security Operations Center.

Service Modules

The following subsections describe the delivery of the service modules selected in Table: Service Modules.

Log Analytics

The ActiveEye platform collects logs and other security information from applicable servers, workstations, switches, routers, network intrusion detection sensors, and firewalls in the system. Advanced analytics are used to identify signs of security incidents. If it identifies signs of a security incident, ActiveEye notifies the SOC for further analysis.

Motorola Solutions Responsibilities

- Consult with and advise the Customer on performing necessary system configurations to direct log sources to the appropriate Remote Security Sensor.
- The SOC will consult with the Customer to identify appropriate log sources.

Applies to included console infrastructure.

Endpoint Detection and Response

Endpoint detection and response agents deployed on in-scope and supported Windows and Linux hosts and servers throughout the system constantly monitor for indicators of compromise and feed this information back to the ActiveEye security platform. The Security Operations Center monitors this feed and is ready 24/7 to take action when a detection is made.

Motorola Solutions Responsibilities

- Install and/or support the installation of endpoint detection and response agents on in scope endpoints in the system as detailed in the "Deployment Timeline and Milestones" section.
- Monitor endpoint detection and response feeds for detections of indicators of compromise.
- In the event of the detection of an indicator of compromise, perform detailed investigations of the event .
- Per the Customer's security policies and defined incident response plan, alert and engage the customer and potentially take an action to deploy a countermeasure to contain the incident.

Applies to included console infrastructure.

Security Operations Center Monitoring and Support

Scope

Motorola Solutions will start monitoring the ASTRO 25 Managed Detection and Response service in accordance with Motorola Solutions processes and procedures after deployment, as described in Section 5.3.2.1: Deployment Timeline and Milestones.

The SOC receives system-generated alerts 24x7 and provides the Customer with a toll-free telephone number and email address for support requests, available 24x7. Support requests are stored in a ticketing system for accountability and reporting. The SOC will respond to detected events in accordance with Section 5.3.4.6: Priority Level Definitions and Notification Times.

Ongoing Security Operations Center Service Responsibilities

Motorola Solutions Responsibilities

If a probable security incident is detected, provide phone and email support to:

- Engage the Customer's defined Incident Response Process.
- Gather relevant information and attempt to determine the extent of compromise using existing monitoring capabilities in place as part of the ASTRO 25 MDR service.
- Analysis and support to help the Customer determine if the Customer's corrective actions are effective.
- Continuous monitoring, in parallel with analysis, to support incident response.

Customer Responsibilities

- Provide Motorola Solutions with accurate and up-to-date information, including the name, email, landline telephone numbers, and mobile telephone numbers for all designated, authorized Customer escalation Points of Contact (PoC).
- Provide a timely response to SOC security incident tickets or investigation questions.

- Notify Motorola Solutions at least 24 hours in advance of any scheduled maintenance, network administration activity, or system administration activity that would affect Motorola Solutions' ability to perform the Managed SOC Service, as described in this SOW.

Technical Support

ActiveEye Security Management Technical Support provides the Customer with a toll-free telephone number and email address for ActiveEye Security Management support requests, available Monday through Friday from 8am to 7pm CST.

Motorola Solutions Responsibilities

- Notify Customer of any scheduled maintenance or planned outages.
- Provide technical support, security control, and service improvements related to ActiveEye.

Customer Responsibilities

- Provide sufficient information to allow Motorola Solutions technical support agents to diagnose and resolve the issue.

Limitations and Exclusions

Technical support is limited to the implementation and use of the ActiveEye Security Management platform and does not include use or implementation of third-party components.

Incident Response

An Indicator of Compromise (IoC) is an observable event that Motorola Solutions Security Analysts have determined will jeopardize the confidentiality, integrity, or availability of the system. Examples of IoC include ransomware or malicious use of PowerShell.

When an IoC is observed by the Security Analyst, Motorola Solutions and Customer will be responsible for the tasks defined in the following subsections.

Motorola Solutions Responsibilities

- Upon the identification of an IoC, notify the Customer's documented contact and initiate the escalation plan.
- Take documented, Customer approved actions in an attempt to contain an IoC to the extent enabled via Motorola Solutions managed technology. Communicate to the Customer any additional potential containment actions and incident response resources that can be taken across the Customer's managed IT infrastructure.
- Perform investigation using the ActiveEye Managed Detection and Response integrated and enabled data sources in an initial attempt to determine the extent of an IoC.

- Document and share IoC and artifacts discovered during investigation. Motorola Solutions services exclude performing on-site data collection or official forensic capture activities on physical devices.

Customer Responsibilities

- Maintain one named PoC to coordinate regular team discussions and organize data collection and capture across the Customer and Motorola Solutions teams.
- If determined to be required by Customer, contract an Incident Response service provider to perform procedures beyond the scope of this Agreement such as forensic data capture, additional malware removal, system recovery, ransomware payment negotiation, law enforcement engagement, insurance provider communications, identify patient zero, etc.

Event Response and Notification

Motorola Solutions will analyze events created and/or aggregated by the Service, assess their type, and notify the Customer in accordance with the following table.

Table 5-3: Event Handling

Event Type	Details	Notification Requirement
False Positive or Benign	Any event(s) determined by Motorola Solutions to not likely have a negative security impact on the organization.	None
Event of Interest (EOI)	Any event(s) determined by Motorola Solutions to likely have a negative security impact on the organization.	Escalate to Customer in accordance with routine notification procedure. Escalate in accordance with urgent notification procedure when required by agreed-upon thresholds and SOC analysis. Notification procedures are included in Table 5-4: Notification Procedures.

Notification

Motorola Solutions will establish notification procedures with the Customer, generally categorized in accordance with the following table.

Table 5-4: Notification Procedures

Notification Procedure	Details
Routine Notification Procedure	The means, addresses, format, and desired content (within the capabilities of the installed technology) for Events of Interest. These can be formatted for automated processing, e.g., by ticketing systems.
Urgent Notification Procedure	Additional, optional means and addresses for notifications of Events of Interest that require urgent notification. These usually include telephone notifications.

Motorola Solutions will notify the Customer according to the escalation and contact procedures defined by the Customer and Motorola Solutions during the implementation process.

Tuning

Motorola Solutions will assess certain events to be environmental noise, potentially addressable configuration issues in the environment, or false positives. Motorola Solutions may recommend these be addressed by the Customer to preserve system and network resources.

Motorola Solutions will provide the Customer with the ability to temporarily suppress alerts reaching ActiveEye, enabling a co-managed approach to tuning and suppressing events or alarms. The SOC may permanently suppress particular alerts and alarms if not necessary for actionable threat detection.

Tuning Period Exception

The tuning period is considered to be the first 30 days after each service module has been confirmed deployed and configured and starts receiving data. During the tuning period, Motorola Solutions may make recommendations to the Customer to adjust the configurations of their installed software so Services can be effectively delivered. Service Availability will not be applicable during the tuning period and responses or notifications may not be delivered. However, Motorola Solutions will provide responses and notifications during this period.

Motorola Solutions may continue to recommend necessary tuning changes after this period, with no impact on Service Availability.

Priority Level Definitions and Notification Times

Motorola Solutions will analyze events created and/or aggregated by the ASTRO® 25 Managed Detection and Response services, assess their type, and notify the Customer in accordance with the following table.

Table 5-5: Priority Level Definitions and Notification Times

Incident Priority	Incident Definition	Notification Time
Critical P1	Security incidents that have caused or are suspected to have caused significant and/or widespread damage to the functionality of Customer's ASTRO 25 system or information stored within it. Effort to recove r from the incident may be significant. Examples: · Malware that is not quarantined by anti-virus. · Evidence that a monitored component has communicated with suspected malicious actors.	Response provided **24 hours, 7 days** a week, including US Holidays.
High P2	Security incidents that have localized impact but are viewed as having the potential to become more serious if not quickly addressed. Effort to recover from the incident may be moderate to significant. Examples: · Malware that is quarantined by antivirus. · Multiple behaviors observed in the system that are consistent with known attacker techniques.	Response provided **24 hours, 7 days** a week, including US Holidays.

Medium P3	Security incidents that potentially indicate an attacker is performing reconnaissance or initial attempts at accessing the system. Effort to recover from the incident may be low to moderate. Examples: · Suspected unauthorized attempts to log into user accounts. · Suspected unauthorized changes to system configurations, such as firewalls or user accounts. · Observed failures of security components. · Informational events. · User account creation or deletion. · Privilege change for existing accounts.	Response provided Monday through Friday **8 a.m. to 5 p.m.** local time, excluding US Holidays.
Low P4	These are typically service requests from Customer.	Response provided Monday through Friday **8 a.m. to 5 p.m.** local time, excluding US Holidays.

Limitations and Exclusion

Managed Detection and Response does NOT include services to perform physical containment and/or remediation of confirmed security incidents, remote or onsite. The Customer may choose to purchase additional Incident Response professional services to assist in the creation of and/or execution of a Customer's Incident Response Plan.

Motorola Solutions' scope of services does not include responsibilities relating to recovery of data available through the products or services, or remediation or responsibilities relating to the loss of data, ransomware, or hacking.

Motorola does not represent that it will identify, fully recognize, discover or resolve all security events or threats, system vulnerabilities, malicious codes, files or malware, indicators of compromise or internal threats or concerns

NOTWITHSTANDING ANY PROVISION OF THE AGREEMENT TO THE CONTRARY, MOTOROLA WILL HAVE NO LIABILITY FOR (A) INTERRUPTION OR FAILURE OF CONNECTIVITY,

VULNERABILITIES, OR SECURITY EVENTS; (B) DISRUPTION OF OR DAMAGE TO CUSTOMER'S OR THIRD PARTIES' SYSTEMS, EQUIPMENT, OR DATA, INCLUDING DENIAL OF ACCESS TO USERS, OR SHUTDOWN OF SYSTEMS CAUSED BY INTRUSION DETECTION SOFTWARE OR HARDWARE; (C) AVAILABILITY OR ACCURACY OF ANY DATA AVAILABLE THROUGH THE SERVICES, OR INTERPRETATION, USE, OR MISUSE THEREOF; (D) TRACKING AND LOCATION-BASED SERVICES; OR (E) BETA SERVICES.

Service Limitations

Cybersecurity services are inherently limited and will not guarantee that the Customer's system will be error-free or immune to security breaches as a result of any or all of the services described in this SOW. Motorola Solutions does not warrant or guarantee that this service will identify all cybersecurity incidents that occur in the Customer's system. Services and deliverables are limited by, among other things, the evolving and often malicious nature of cyber threats, conduct/attacks, as well as the complexity/disparity and evolving nature of Customer computer system environments, including supply chains, integrated software, services, and devices. To the extent we do offer recommendations in connection with the services, unless otherwise stated in the statement of work, our recommendations are necessarily subjective, may or may not be correct, and may be based on our assumptions relating to the relative risks, priorities, costs and benefits that we assume apply to you.

Processing of Customer Data in the United States and/or other Locations

Customer understands and agrees that data obtained, accessed, or utilized in the performance of the services may be transmitted to, accessed, monitored, and/or otherwise processed by Motorola Solutions in the United States (US) and/or other Motorola Solutions operations globally. Customer consents to and authorizes all such processing and agrees to provide, obtain, or post any necessary approvals, consents, or notices that may be necessary to comply with applicable law.

Customer and Third-Party Information

Customer understands and agrees that Motorola Solutions may obtain, use and/or create and use anonymized, aggregated and/or generalized Customer data, such as data relating to actual and potential security threats and vulnerabilities, for its lawful business purposes, including improving its services and sharing and leveraging such information for the benefit of Customer, other customers, and other interested parties. For purposes of this engagement, so long as not specifically identifying the Customer, Customer data shall not include, and Motorola Solutions shall be free to use, share and leverage security threat intelligence and mitigation data generally, including without limitation, third party threat vectors and IP addresses, file hash information, domain names, malware signatures and information, information obtained from third party sources, indicators of compromise, and tactics, techniques, and procedures used, learned, or developed in the course of providing services.

Third-Party Software and Service Providers, including Resale

Motorola Solutions may use, engage, license, resell, interface with or otherwise utilize the products or services of third-party processors or sub-processors and other third-party software, hardware, or services providers (such as, for example, third-party endpoint detection and

response providers). Such processors and sub-processors may engage additional sub-processors to process personal data and other Customer Data. Customer understands and agrees that the use of such third-party products and services, including as it relates to any processing or sub-processing of data, is subject to each respective third-party's own terms, licenses, EULAs, privacy statements, data processing agreements and/or other applicable terms. Such third-party providers and terms are available publicly, through performance, or upon request.

Motorola Solutions disclaims any and all responsibility for any and all loss or costs of any kind associated with security events. Motorola Solutions disclaims any responsibility for customer use or implementation of any recommendations provided in connection with the services. Implementation of recommendations does not ensure or guarantee the security of the systems and operations evaluated.

ASTRO System Upgrade Agreement Statement of Work

Overview

Utilizing the ASTRO® System Upgrade Agreement (SUA) service, City of Georgetown (Customer) is able to take advantage of new functionality and security features while extending the operational life of the system.

Motorola Solutions, Inc. (Motorola) continues to make advancements in on-premises and cloud technologies to bring value to our customers. Cloud technologies enable the delivery of additional functionality through frequent updates ensuring the latest in ASTRO® is available at all times.

This Statement of Work (SOW), including all of its subsections and attachments, is an integral part of the applicable agreement (Agreement) between Motorola and the Customer.

The Customer is required to keep the system within a standard support period as described in Motorola's Software Support Policy (SwSP).

Scope

As system releases become available, Motorola agrees to provide the Customer with the software, hardware, and implementation services required to execute up to one system infrastructure upgrade (System Upgrade) in each eligible System Upgrade window over the term of this agreement. The term of the agreement is listed in Table 61: SUA Term. The eligible System Upgrade windows and their duration are illustrated in Table 62: Eligible System Upgrade Window.

With the addition of the cloud services, Motorola will provide continuous updates to the cloud core to enable the delivery of additional functionality. Cloud updates will be more frequent than the ASTRO® System Upgrades and will occur outside the defined eligible System Upgrade

windows in Table 6-2: Eligible System Upgrade Window. Motorola may, at its sole discretion, automatically apply the cloud updates as they become available.

If needed to perform the System Upgrade, Motorola will provide updated and/or replacement hardware for covered infrastructure components. System Upgrades, when executed, will provide an equivalent level of functionality as that originally purchased and deployed by the Customer. At Motorola's option, new system releases may introduce new features or enhancements that Motorola may offer separately for purchase.

Table 1: SUA Term

Duration	4 Year(s)

Table 2: Eligible System Upgrade Window

First Eligible Upgrade Window	Second Eligible Upgrade Window
Duration: 2 year	Duration: 2 year

The methodology for executing each System Upgrade is described in Section 6.5. ASTRO® SUA pricing is based on the system configuration outlined in Appendix B: System Pricing Configuration. This configuration is to be reviewed annually from the contract eff ective date. Any change in system configuration may require an ASTRO® SUA price adjustment.

The price quoted for ASTRO® SUA requires the Customer to choose a certified system upgrade path in Appendix A: ASTRO® System Release Upgrade Paths. Should the Custo mer elect an upgrade path other than one listed in Appendix A: ASTRO® System Release Upgrade Paths, the Customer agrees that additional fees may be incurred to complete the implementation of the system upgrade. In this case, Motorola will provide a price quotation for any additional materials and services necessary.

Inclusions

Refer to Table C-6: SUA Coverage Table for more detailed information on the SUA inclusions referenced in this section.

System Upgrades

System Upgrade coverage includes the products outlined in Appendix B: System Pricing Configuration and does not cover all products. The ASTRO® SUA applies only to System Upgrades within the ASTRO® platform and entitles the Customer to eligible past software

versions for downgrading product software to a compatible release version. Past versions from within the Standard Support Period will be available.

Subscriber Radio Software

The ASTRO® SUA makes available the subscriber radio software releases that are shipping from the factory during the coverage pe riod. Please refer to Section 6.4.5 for further clarification on coverage.

Limitations and Exclusions

The parties acknowledge and agree that the ASTRO® SUA does not cover the products and services detailed in this document.

Excluded Products and Services	Examples (Not Limited To)
Purchased directly from a third party	NICE, Genesis, Verint
Residing outside of the ASTRO® network	CAD, E911, Avtec Consoles
Not certified on ASTRO® systems	Laptops, PCs, Eventide loggers
Backhaul Network	MPLS, Microwave, Multiplexers
Two-way Subscriber Radios	APX, MCD 5000, Programming, Installation
Consumed in normal operation	Monitors, microphones, keyboards, speakers
RFDS and Transmission Mediums	Antennas, Transmission Line, Combiners, Multicouplers
Customer-provided cloud connectivity	LTE, Internet
Maintenance Services of any kind	Infrastructure Repair, Tech Support, Dispatch

Security Services	Security Update Service (SUS), Remote SUS

Platform Migrations

Platform Migrations are the replacement of a product with the next generation of that product that is not within the same product family. This can be defined as a new technology that is based on a new hardware configuration and/or a new underlying software. Any upgrades to hardware versions and/or replacement hardware required to support new features or those not specifically required to maintain existing functionality are not included. Unless otherwise stated in this document, Platform Migrations such as, but not limited to, stations, comparators, site controllers, consoles, backhaul, and network changes are not included.

Non-Standard Configurations

Systems that have non-standard configurations that have not been certified by Motorola Systems Integration Testing are specifically excluded from the ASTRO® SUA unless otherwise included in this SOW. Customer acknowledges that if the sys tem has a Special Product Feature it may be overwritten by the software upgrade. Restoration of that feature is not included in the coverage of this SOW.

System Expansions and New Features

Any upgrades to hardware versions, replacement hardware, and/or implementation services that are not directly required to support the certified System Upgrade are not included unless otherwise agreed to in writing by Motorola. This exclusion applies to, but is not limited to, system expansions and new features.

Cloud Technology

Support for Customer -provided connectivity to the cloud platform is not covered under this agreement.

Future cloud, IT, and security related adoption is an evolving technological ar ea and laws, regulations, and standards relating to ASTRO® SUA may change. Any changes to ASTRO® SUA required to achieve future regulatory or Customer specific compliance requirements are not included.

Subscriber Radio Software

Applying software updates to subscriber radios is the Customer's responsibility and is not included in SUA coverage. Subscriber radios must be at a software release compatible with the Customer's ASTRO® system configuration. Motorola will make reasonable efforts to notify the Customer if there is an incompatibility.

General Statement of Work for System Upgrades

Upgrade Planning and Preparation

All items listed in this section are to be completed at least 6 months prior to a scheduled upgrade.

Motorola Responsibilities

- Obtain and review infrastructure system audit data as needed.
- Identify the backlog accumulation of security patches and antivirus upgrades needed to implement a system release. If applicable, provide a quote for the necessary labor, security patches, and antivirus upgrades.
- If applicable, identify additional system hardware needed to implement a system release.
- Identify Customer provided hardware that is not covered under this agreement, or where the Customer will be responsible for implementing the system release upgrade software.
- Identify the equipment requirements and the installation plan.
- Advise the Customer of probable impact to system users during the cloud update and the actual field upgrade implementation.
- If applicable, advise the Customer on the network connection specifications necessary to perform the System Upgrade.
- Where necessary to maintain existing functionality and capabilities, deploy and configure any additional telecommunications equipment necessary for connectivity to the cloud based technologies.
- Assign program management support required to perform the certified System Upgrade. Prepare an overall System Upgrade schedule identifying key tasks and personnel resources required from Motorola and Customer for each task and phase of the System Upgrade. Conduct a review of this schedule and obtain mutual agreement of the same.
- Assign installation and engineering labor required to perform the certified System Upgrade.
- Provide access to cloud training videos, frequently asked questions, and help guide.

· Deliver release impact and change management training to the primary zone core owners, outlining the changes to their system as a result of the upgrade path elected. This training needs to be completed at least 12 weeks prior to the scheduled System Upgrade. This training will not be provided separately for user agencies who reside on a zone core owned by another entity. Unless specifically stated in this document, Motorola will provide this training only once per system.

Customer Responsibilities

· Contact Motorola to schedule a System Upgrade and provide necessary information requested by Motorola to execute the System Upgrade. Review System Upgrade schedule and reach mutual agreement of the same.

· Identify hardware not purchased through Motorola that will require the system release upgrade software.

· Purchase the security patches, antivirus upgrades and the labor necessary to address any security upgrades backlog accumulation identified in Section 6.5.1.1 Motorola Responsibilities, if applicable. Unless otherwise agreed in writing between Motorola and Customer, the installation and implementation of accumulated backlog security patches and network updates is the responsibility of the Customer.

· If applicable, provide network connectivity at the zone core site(s) for Motorola to use to download and pre-position the software that is to be installed at the zone core site(s) and pushed to remote sites from there. Motorola will provide the network connection specifications, as listed in Section 6.5.1.1 Motorola Responsibilities. Network connectivity must be provided at least 12 weeks prior to the scheduled System Upgrade. In the event access to a network connection is unavailable, the Customer may be billed additional costs to execute the System Upgrade.

· Assist in site walks of the system during the system audit when necessary.

· Provide a list of any FRUs and/or spare hardware to be included in the System Upgrade when applicable. Upon reasonable request by Motorola, Customer will provide a complete serial and model number list of the equipment. The inventory count of Customer FRUs and/or spare hardware to be included as of the start of the SUA is included in Appendix B: System Pricing Configuration.

· Acknowledge that new and optional system release features or system expansions, and their required implementation labor, are not within the scope of the SUA. The Customer may purchase these under a separate agreement.

· Maintain an internet connection between the on premise radio solution and the cloud platform, unless provided by Motorola under separate Agreement.

· Identify any Customer specific standard or requirements that may be implicated by the planned upgrade(s), including heightened cloud, IT, or information security related standards or requirements, such as those that may apply to U.S. Federal Customer or

other government Customer standards. Motorola makes no representations as to the compliance of ASTRO® SUA with any Customer specific standards, requirements, specifications, or terms, except to the extent expressly specified.

· Participate in release impact training at least 12 weeks prior to the scheduled System Upgrade. This applies only to primary zone core owners. It is the zone core owner's responsibility to contact and include any user agencies that need to be trained, or to act as a training agency for those users not included.

System Readiness Checkpoint

All items listed in this section are to be completed at least 30 days prior to a scheduled upgrade.

Motorola Responsibilities

· Perform appropriate system backups.

· Work with the Customer to validate that all system maintenance is current.

· Work with the Customer to validate that all available security patches and antivirus upgrades have been upgraded on the Customer's system.

- Motorola reserves the right to charge the Customer for thesecurity patches, antivirus updates and the labor necessary to address any security updates backlog accumulation, in the event that these are not completed by the Customer at the System Readiness Checkpoint.

Customer Responsibilities

· Validate that system maintenance is current.

· Validate that all available security patches and antivirus upgrades to the Customer's system have been completed or contract Motorola to complete in time for the System Readiness Checkpoint.

System Upgrade

Motorola Responsibilities

· Perform System Upgrade for the system elements outlined in this SOW.

Customer Responsibilities

· Inform system users of software upgrade plans and scheduled system downtime.

· Cooperate with Motorola and perform all acts that are reasonable or necessary to enable Motorola to provide software upgrade services.

Upgrade Completion

Motorola Responsibilities

- Validate all certified System Upgrade deliverables are complete as contractually required.
- Confirm with Customer that the cloud is available for beneficial use.

Customer Responsibilities

- Cooperate with Motorola in efforts to complete any post upgrade punch list items as needed.

Special Provisions

The migration of capabilities from ASTRO® on-premises Core infrastructure to the cloud is included in the deliverable of the SUA agreement. Technologies based on cloud architecture will be a part of the Motorola roadmap and may be subject to additional cloud terms and conditions.

The SUA does not extend to Customer-provided software and hardware. Motorola makes no warrants or commitments about adapting our standard system releases to accommodate Customer implemented equipment. If during the course of a System Upgrade, it is determined that Customer provided software and/or hardware does not function properly, Motorola will notify the Customer of the limitations. The Customer is responsible for any costs and liabilities associated with making the Customer-provided software and/or hardware work with the standard Motorola system release. This includes, but is not limited to, Motorola's costs for the deployment of resources to implement the upgrade once the limitations have been resolved by the Customer.

Any Motorola software, including any system releases, is licensed to Customer solely in accordance with the applicable Motorola Software License Agreement. Any non-Motorola Software is licensed to Customer in accordance with the standard license, terms, and restrictions of the copyright owner unless the copyright owner has granted to Motorola the right to sublicense the Non-Motorola Software pursuant to the Software License Agreement, in which case it applies and the copyright owner will have all of Licensor's rights and protections under the Software License Agreement. Motorola makes no representations or warranties of any kind regarding non-Motorola Software. Non-Motorola Software may include Open Source Software.

ASTRO® SUA coverage and the parties' responsibilities described in this SOW will automatically terminate if Motorola no longer supports the ASTRO® 7.x software version in the Customer's system or discontinues the ASTRO® SUA program. In either case, Motorola will refund to Customer any prepaid fees for ASTRO® SUA applicable to the terminated period

If the Customer cancels a scheduled upgrade within less than 12 weeks of the scheduled on site date, Motorola reserves the right to charge the Customer a cancellation fee equivalent to the cost of the pre-planning efforts completed by the Motorola Upgrade Operations Team.

The ASTRO® SUA annualized price is based on the fulfillment of the system release upgrade in each eligible System Upgrade window. If the Customer terminates, except if Motorola is the defaulting party, the Customer will be required to pay for the balance of payments owed in that eligible System Upgrade window if a system release upgrade has been taken prior to the point of termination

Appendix A: ASTRO® System Release Upgrade Paths

The upgrade paths for standard ASTRO® system releases are listed in Table A-3: Certified Standard ASTRO® System Release Upgrade Paths.

Table A-3: Certified Standard ASTRO® System Release Upgrade Paths

ASTRO® System Release	Certified Upgrade Paths
Pre-7.17.X	Upgrade to current shipping release
A7.17.X	A2020.1
A7.18	A2021.1
A2019.2	A2021.1
A2020.1	A2022.1
A2021.1	A2022.1

The upgrade paths for high security ASTRO® system releases for federal deployments are described in Table A-4: Certified High Security ASTRO® System Release Upgrade Paths.

Table A-4: Certified High Security ASTRO® System Release Upgrade Paths

ASTRO® High Security System Release	Certified Upgrade Paths
A7.17.X	A2020.HS

A2020.HS	A2022.HS

The release taxonomy for the ASTRO® 7.x platform is expressed in the form "ASTRO® 7.x release 20YY.Z". In this taxonomy, YY represents the year of the release, and Z represents the release count for that release year.

A20XX.HS enhances the ASTRO® System release with support for Public Key Infrastructure (PKI) Common Access Card / Personal Identity Verification (CAC/PIV) and with Cyber Security Baseline Assurance.

Starting with the 2024 releases, Motorola is moving from the ASTRO 7.x release names to ASTRO Next. For the purposes of the SUA program, releases using the naming convention of AN (ASTRO Next) or A (ASTRO) will be considered the same.

- The most current system release upgrade paths can be found in the most recent Lifecycle Services bulletin.
- The information contained herein outlines Motorola's presently anticipated general technology direction and is provided for information purposes only. The information in the roadmap is not a commitment to deliver a product, product feature, or software functionality. Motorola reserves the right to make changes to the content and timing of any product, product feature, or software release.

Appendix B: System Pricing Configuration

This configuration is to be reviewed annually from the contract effective date. Any change in system configuration may require an ASTRO® SUA price adjustment.

Table B-5: System Configuration at Time of Contract

System Configuration	
Core Configuration	
Cloud-based Core	0
On-premises Main Site	0
On-premises Backup Site	0

System Level Features	
Standalone Servers (Critical Connect / Smart Connect)	0
MOSCAD NFM RTU (typically 1 per site location)	0
Network Management Clients	0
IMW Servers	0
Telephone Interconnect	0
Security Configuration	
AERSS Sensors	0
Firewalls	0
KMF Servers	0
KMF Clients	0
RF Site Configuration	
Virtual Prime Sites	0
IP Simulcast Prime Sites (include co-located/redundant)	0
RF Sites (include Simulcast sub-sites, ASR sites, HPD sites)	0
GTR 8000 Base Stations	0

DBR 8000 Base Stations	0
Dispatch Site Configuration	
Dispatch Site Locations	0
MCC 7500 Dispatch Consoles	0
AIS	0
CCGWs	0
MC EDGE Aux I/O	0
AXS Console Dispatch Site Locations	1
AXS Console PDH (CommandCentral Hub)	3
AXS Servers	0
Third Party Elements	
NICE Logging recorders (IP, Telephony, or Analog) Purchased through Motorola	0
MACH Alert FSA Purchased through Motorola	0
Genesis Applications Purchased through Motorola	0

Appendix C: SUA Coverage Table

This appendix includes a breakdown of coverage under the SUA. System Upgrade coverage includes software and hardware coverage for equipment originally provided by Motorola. A "board-level replacement" is defined as any Field Replaceable Unit (FRU).

Table C-6: SUA Coverage Table

ASTRO® Certified Solution	System Upgrade		
Equipment Provided by Motorola	Software	Hardware Full Product	Hardware Board-Level
Servers	✓	✓	
Workstations	✓	✓	
Firewalls	✓	✓	
Routers	✓	✓	
LAN Switches	✓	✓	
Cirrus Node	✓	✓	
MCC 7500 Voice Processing Module	✓		✓
MCC 7500E Dispatch AIM	✓	✓	
MCC 7500E Dispatch (CommandCentral Hub)	✓	✓	
AXS PDH Client (CommandCentral Hub)	✓	✓	

SDM 3000 Aux I/O	✓	✓	
MC Edge Aux I/O	✓	✓	
GTR 8000 Base Stations	✓		✓
GCP 8000 Site Controllers	✓		✓
DSC 8000 Site Controllers	✓	✓	
GCM 8000 Comparators	✓		✓
Motorola logging interface equipment	✓	✓	
PBX switches for telephone interconnect	✓	✓	
SDM 3000 RTU	✓		✓
Conventional Channel Gateway (CCGW)	✓	✓	
NICE IP logging solutions (if software, hardware and lifecycle purchased from Motorola)	✓	✓	
MACH Alert FSA (if software, hardware and lifecycle purchased from Motorola)	✓	✓	
Genesis Applications (if software, hardware and lifecycle purchased from Motorola)	✓	✓	

Pricing Summary

Implementation Services	$217,401
Equipment and 1 year Warranty	$242,256
Motorola Discount	-$105,000
DIR-CPO-5433 Discount	($35,513)
Total Cost for Equipment and 1 Year Warranty	**$319,144**
Year 2 of Warranty Services	$41,654
Year 3 of Warranty Services	$43,424
Year 4 of Warranty Services	$45,279
Year 5 of Warranty Services	$47,225
Total Cost for Equipment and 1 Year Warranty plus 4 years of Warranty	**$496,724**

Quote is valid for 60 days from the date of this proposal.

The pricing for the AXS Consoles is contingent upon a promotional incentive. To secure this incentive, Customer agrees to take shipment of a mutually agreed-upon quantity of console equipment on or before **May 29, 2026**. Should shipment be delayed beyond this date due to Customer request or failure to provide a ready and secure delivery location, Motorola Solutions reserves the right to void this incentive and adjust the final contract price.

Due to significant market and tariff volatility, as well as fluctuations in the cost of energy and raw materials including, but not limited to, steel, copper, finished wood, and concrete, Motorola Solutions reserves the right to equitably adjust the contract price, completion schedule, and/or contract requirements. Additionally, Motorola Solutions reserves the right to apply a fuel surcharge to quoted freight rates based on the prevailing diesel cost at the time of shipment.

Payment Milestones

Except for a payment that is due on the Effective Date, Customer will make payments to Motorola within thirty (30) days after the date of each invoice. Customer will make payments when due in the form of a check, cashier's check, or wire transfer drawn on a U.S. financial institution. If Customer has purchased additional Professional or Subscription services, payment will be in accordance with the applicable addenda. Payment for the System purchase will be in accordance with the following milestones.

Milestone	Milestone Detail	Percentage
1	Completion of Contract Execution	25%
2	Shipment of Equipment	60%
3	Installation of Equipment at Customer Site	10%
4	Final Acceptance	5%

Motorola shall make partial shipments of equipment and will request payment upon shipment of such equipment. In addition, Motorola shall invoice for installations completed on a site-by-site basis or when professional services are completed, when applicable. The value of the equipment shipped/services performed will be determined by the value shipped/services performed as a percentage of the total milestone value. Unless otherwise specified, contract discounts are based upon all items proposed and overall system package. Overdue invoices will bear simple interest at the maximum allowable rate by state law.

Due to significant market and tariff volatility, as well as fluctuations in the cost of energy and raw materials including, but not limited to, steel, copper, finished wood, and concrete, Motorola Solutions reserves the right to equitably adjust the contract price, completion schedule, and/or contract requirements. Additionally, Motorola Solutions reserves the right to apply a fuel surcharge to quoted freight rates based on the prevailing diesel cost at the time of shipment.

For Maintenance and Support Plan and Subscription Based Services: Motorola will invoice Customer annually in advance of each year of the plan.

Inflation Review

For multi-year agreements, at the end of the first year of the Agreement and each year thereafter, a CPI percentage change calculation shall be performed using the U.S. Department of Labor, Consumer Price Index, "All Items," Unadjusted Urban Areas (CPI-U). Should the annual inflation rate increase greater than 3% during the previous year, Motorola shall have the right to increase all future maintenance prices by the CPI increase amount exceeding 3%. "All Items,"

not seasonally adjusted shall be used as the measure of CPI for this price adjustment. The adjustment calculation will be based upon the CPI for the most recent twelve (12) month increment beginning from the most current month available as posted by the U.S. Department of Labor (http://www.bls.gov) immediately preceding the new maintenance year. For purposes of illustration, if in Year 5 the CPI reported an increase of 8%, Motorola may increase the Year 6 price by 5% (8%-3% base). Any pricing change would be documented in a change order executed with the Customer.

Contractual Documentation

The proposal is based upon and solely subject to the terms and conditions of the Texas Department of Information Resources Agreement (DIR-CPO-5433), its Exhibits and applicable Addenda, and remains valid for a period of 37 days from the date of the cover letter. This proposal may be accepted by issuing a signed purchase order that specifically references "PO is subject to the terms and conditions of the Texas DIR-CPO- 5433 contract and Motorola's Proposal."

Lifecycle Services:

The Lifecycle Management annualized price is based on the fulfillment of the two-year cycle. If Customer terminates this service during a two-year cycle, except for Motorola's default, then Customer will be required to pay for the balance of payments owed for the two-year cycle if a major system release has been implemented before the point of termination.

Motorola Solutions, Inc. Disclaimers

• Data Location ○ Disclaimer: Data for the State of Texas Customer may be exported by Provider if (1) access is needed for internal business purposes such as processing orders or invoices to Poland, or (2) access to Customer Data is necessary to enable third tier development support personnel located outside of the United States to perform fixes or other remedial services associated with the products and services purchased hereunder.

• Product Accessibility ○ Disclaimer: Motorola provides products geared towards law enforcement professionals in their day-to-day operations and as such, our mobile video products are provided to work in and be supported in that environment. This Agreement encompasses a large variety of products, and as such accessibility for mobile video products may vary based on its environment and function, as such the accessibility requirements in this section shall not apply to Mobile Video Products. To the extent that accessibility standards could be applicable and/or commercially feasible for the applicable products and their environment, the DIR agencies may request that Motorola either provide the most recent VPAT assessment (if available) or respond to an accessibility information request within a reasonable timeframe.

• Limitation of Liability ○ The liability for damages in any claim or cause of action arising under or related to the Purchase Order

contemplated herein shall not exceed two times (2x) the total value of the Purchase Order. Such value includes all the amounts paid and amounts to be paid over the life of the Purchase Order to Motorola by Customer as described in the Purchase Order.

• License Agreement Term and Termination ○ Disclaimer: Licensee's right to use the Software and Documentation will begin when a signed purchase order is issued and will continue for the life of the Designated Products with which or for which the Software and Documentation have been provided by Motorola, unless Licensee breaches this Agreement, in which case this Agreement and Licensee's right to use the Software and Documentation may be terminated immediately upon notice by Motorola. Within thirty (30) days after termination of this Agreement, Licensee must certify in writing to Motorola that all copies of the Software have been removed or deleted from the Designated Products and that all copies of the Software and Documentation have been returned to Motorola or destroyed by Licensee and are no longer in use by Licensee.

Disclaimer: Licensee acknowledges that Motorola made a considerable investment of resources in the development, marketing, and distribution of the Software and Documentation and that Licensee's breach of this Agreement will result in irreparable harm to Motorola for which monetary damages would be inadequate. If Licensee breaches this Agreement, Motorola may terminate this Agreement and be entitled to all available remedies at law or in equity (including immediate injunctive relief and repossession of all non-embedded Software and associated Documentation unless Licensee is a Federal agency of the United States Government).

CITY OF GEORGETOWN
TERMS AND CONDITIONS
ADDENDUM

This Addendum is entered into between Motorola Solutions Inc. with a place of business at 500 W Monroe Street, Ste 4400 Chicago, IL 60661-37 ("Supplier"), and the City of Georgetown, Texas, a Texas municipal corporation, with a place of business in Georgetown, Texas (the "Participating Entity").

Supplier has contracted with the Texas Department of Information Resources (DIR) under DIR Contract No. DIR-CPO-5433 to provide government entities with goods and services. The Participating Entity is a member of the DIR cooperative and desires to contract with Supplier in accordance with DIR Contract No. DIR-CPO-5433 and this Addendum.

1. **EFFECTIVE DATE.** This Addendum is effective upon the date of the final signature below.

2. **FEES.**
   a. The fees accepted by the Participating Entity are those listed in Motorola Electric Site Dispatch Upgrade, Proposal No. PS-000218296, under the Pricing Summary.
   b. Any other fees, charges, surcharges, price adjustments, or costs charged by Supplier must be expressly agreed to by the parties in writing and must comply with DIR Contract No. DIR-CPO-5433. No fuel surcharge, tariff or market adjustment, CPI or inflation adjustment, additional third-party charge, or other additional fee shall apply unless expressly approved by the Participating Entity in writing and permitted under DIR Contract No. DIR-CPO-5433.

3. **DIR CONTRACT CONTROLS.** This Addendum and the related purchase are made pursuant to DIR Contract No. DIR-CPO-5433. The parties acknowledge and agree that DIR Contract No. DIR-CPO-5433, including all applicable appendices, exhibits, amendments, and addenda, governs the purchase of the goods and services described in Supplier's proposal and any related purchase order.

4. **ORDER OF PRECEDENCE; CONFLICTING TERMS.** In the event of any conflict or inconsistency between DIR Contract No. DIR-CPO-5433 and this Addendum, Supplier's proposal, any statement of work, quote, purchase order, invoice, acknowledgment, or any other document or term relating to this purchase, DIR Contract No. DIR-CPO-5433 shall control. Any term that conflicts with, modifies, supplements, limits, or is inconsistent with DIR Contract No. DIR-CPO-5433 is rejected and shall be void and of no force or effect.

5. **NONCONFORMING PROPOSAL TERMS.** The Participating Entity does not accept any provision in Supplier's proposal or any related document that conflicts with, modifies without authorization, limits, diminishes, or is inconsistent with DIR Contract No. DIR-CPO-5433. Any such provision is rejected, void, and of no force or effect, regardless of where it appears.

6. **THIRD-PARTY TERMS SUBJECT TO DIR CONTRACT.** Any third-party software, hardware, services, processors, sub-processors, providers, licensors, suppliers, EULAs, licenses, privacy statements, data processing agreements, terms of use, service terms, or other third-party terms referenced in Supplier's proposal or otherwise associated with the goods or services are subject to DIR Contract No. DIR-CPO-5433. No such third-party term shall apply to the Participating Entity, impose any additional cost, burden, obligation, waiver, limitation, restriction, audit right, payment obligation, data-use right, remedy, or enforcement right, or create any third-party beneficiary status, except to the limited extent expressly permitted by DIR Contract No. DIR-CPO-5433 and expressly approved by the Participating Entity in writing.

7. **NO THIRD-PARTY BENEFICIARY RIGHTS BEYOND DIR.** Except to the limited extent expressly permitted under DIR Contract No. DIR-CPO-5433, nothing in this Addendum, Supplier's proposal, any related purchase order, or any third-party term shall create any contractual relationship with, cause of action in favor of, or enforcement right by any third party against the Participating Entity.

8. **NO ADDITIONAL OBLIGATIONS WITHOUT CITY APPROVAL.** The Participating Entity shall not be bound by any additional or conflicting obligation, charge, fee, disclaimer, limitation, third-party term, or other condition unless such term is expressly permitted by DIR Contract No. DIR-CPO-5433 and expressly approved by the Participating Entity in a written amendment or purchase order signed by the Participating Entity.

9. **AMENDMENT.** This Agreement may only be amended by written instrument approved and executed by the parties.

SUPPLIER	**PARTICIPATING ENTITY**
By: _____	By: _____
Name: Chris Matthieu	Name: _____
Title: Area Sales Manager	Title: _____

City of Georgetown, Texas
City Council
May 26, 2026

SUBJECT:
Primoris Contract Amendment

SUGGESTED ACTION:
Consideration and possible action to approve an amendment to the General Service Agreement with Primoris T&D Services, LLC, to modify Exhibit A of the Agreement to add the items included in Exhibit 1 to this Third Amendment -- Richard Pajestka, Electric Engineering and Operations Manager

ITEM SUMMARY:
The City of Georgetown awarded Contract 23-0037-GS to Primoris T&D Services, LLC (the "Contractor") on November 8, 2022. Since that time, the Electric Utility has added additional Construction Assembly Units to its standards. This amendment intends to enable the Contractor to be able to bill accurately and accordingly with the Utility's construction standards.

FINANCIAL IMPACT:
Funds are included in the FY26 CIP Budget. This amendment does not affect the contract value.

SUBMITTED BY:
Rene Bywater-Barajas, Electric Department

ATTACHMENTS:
24-0037-GS-R3 Primoris_Amendment 3 _05.04.2026.pdf
Form 1295 Certificate 101534642.pdf
COG Additional Units 3.10.26_Exhibit 1.pdf

Amendment No. 3
to the Agreement between
Primoris T&D Services, LLC
and the
City of Georgetown, Texas

This Amendment (the "Third Amendment") is entered into by and between **CITY OF GEORGETOWN**, a Texas Home-Rule Municipal Corporation (the "City"), and **PRIMORIS T&D SERVICES, LLC** (the "Contractor"), (collectively, the "**Parties**").

WHEREAS, on November 8, 2022, the Parties entered into an Agreement for overhead and underground construction services, Contract No. 23-0037-GS, (the "Original Agreement"); and

WHEREAS, the Original Agreement provided an initial term of one (1) year and the option to renew for four (4) additional one (1) year terms in an amount not to exceed **FOUR MILLION DOLLARS and NO CENTS ($4,000,000.00) per term**; and

WHEREAS, November 8, 2022, the City Council authorized the City Manager to execute renewals; and

WHEREAS, on January 23, 2024, the Parties renewed the Original Agreement for the first renewal term in accordance with the terms of the Original Agreement, and increased the price of goods and services by 3.75%; and

WHEREAS, on October 22, 2024, the Parties amended the Original Agreement to include servicing of 17 additional assembly items to Exhibit A of the Original Agreement; and

WHEREAS, on November 22, 2024, the Parties renewed the Original Agreement, as amended, for a second renewal term to begin immediately upon the expiration of the original term and end on November 7, 2025, for an amount not to exceed $4,000,000.00 during the second renewal term; and

WHEREAS, on July 29, 2025, the Parties executed a second amendment to the Original Agreement to include servicing of additional assembly items to Exhibit A of the Original Agreement, and

WHEREAS, on November 21, 2025, the Parties renewed the Original Agreement, as amended, for a third renewal term to begin immediately upon the expiration of the second renewal term and end on November 7, 2026, with an increase in price of goods and services by 5% in accordance with the terms of the Original Agreement, for an amount not to exceed $4,000,000.00 during the third renewal term; and

WHEREAS, the Parties desire to amend Exhibit A to the Original Agreement to include the servicing of additional items, as set forth in **Exhibit 1** attached to this Third Amendment; and

NOW THEREFORE, in consideration of the mutual covenants contained herein, the Parties agree as follows:

1. The Parties agree to amend Exhibit A of the Original Agreement to add the items included in **Exhibit 1** to this Third Amendment.
2. All other terms of the Original Agreement, as amended, not inconsistent with this Third Amendment shall apply. Except as expressly modified by this Third Amendment, the Original Agreement, as amended, remains unchanged and in full force and effect, subject to its terms.
3. This Third Amendment is effective on the date executed by the City.

[signature page to follow]

PRIMORIS T&D SERVICES, LLC	**CITY OF GEORGETOWN**
By: _____	By: _____
Printed Name: Blake Bromley	Printed Name: David Morgan
Title: Senior Vice President	Title: City Manager
Date: 5/7/26	Date: _____

CERTIFICATE OF INTERESTED PARTIES

FORM 1295

Complete Nos. 1 - 4 and 6 if there are interested parties.
Complete Nos. 1, 2, 3, 5, and 6 if there are no interested parties.

OFFICE USE ONLY
CERTIFICATION OF FILING

Certificate Number:
2026-1458857

Date Filed:
05/07/2026

Date Acknowledged:

1 Name of business entity filing form, and the city, state and country of the business entity's place of business.

Primoris T&D Services, LLC.
Denton, TX United States

2 Name of governmental entity or state agency that is a party to the contract for which the form is being filed.

City of Georgetown

3 Provide the identification number used by the governmental entity or state agency to track or identify the contract, and provide a description of the services, goods, or other property to be provided under the contract.

25-0137-SC-A1
Electric Utility - Overhead and Underground services

4 Name of Interested Party	City, State, Country (place of business)	Nature of interest (check applicable)	
		Controlling	Intermediary

5 Check only if there is NO Interested Party. [X]

6 UNSWORN DECLARATION

My name is Jeremy Kirk, and my date of birth is 7/4/1985.

My address is 38 Oak Shore Dr., Gunter (city), TX (state), 75058 (zip code), USA (country).

I declare under penalty of perjury that the foregoing is true and correct.

Executed in Denton County, State of Texas, on the 7th day of May (month), 20 26 (year).

Signature of authorized agent of contracting business entity
(Declarant)

EXHIBIT 1

Name	Description	New	Retire	Transfer	OH/UG
#2 ACSR	Retire Only - #2 Aluminum Conductor Steel Reinforced		$ 1.52		OH
#2 CU	#2 CU Conductor - RETIRE ONLY		$ 1.41		OH
#2 QPLX	#2 QPLX Service Conductor	$ 2.44	$ 2.01	$ 40.03	OH
#336 TPLX	#336 TPLX Conductor	$ 3.31	$ 2.48	$ 40.03	OH
#4 AL QPLX	#4 QPLX Conductor	$ 2.44	$ 2.01	$ 40.03	OH
#4 HDCU	#4 Copper Conductor HD (RETIRE ONLY)		$ 1.52		OH
#4 TPLX	#4 TPLX Conductor	$ 2.28	$ 1.88	$ 40.03	OH
#4/0 ACSR	#4/0 ACSR Conductor	$ 2.47	$ 2.03	$ 62.91	OH
20-3	20 Foot Class 3 Wood Pole		$ 559.43		OH
20-4	20 Foot Class 4 Wood Pole		$ 559.43		OH
20-5	20 Foot Class 5 Wood Pole		$ 559.43		OH
20-6	20 Foot Class 6 Wood Pole		$ 559.43		OH
25-2	25 Foot Class 2 Wood Pole		$ 559.43		OH
25-3	25 Foot Class 3 Wood Pole		$ 559.43		OH
25-5	25 Foot Class 5 Wood Pole		$ 559.43		OH
25-6	25 Foot Class 6 Wood Pole		$ 559.43		OH
25-7	25 Foot Class 7 Wood Pole		$ 559.43		OH
30-2	30 Foot Class 2 Wood Pole		$ 559.43		OH
30-3	30 Foot Class 3 Wood Pole		$ 559.43		OH
30-4	30 Foot Class 4 Wood Pole		$ 559.43		OH
30-5	30 Foot Class 5 Wood Pole		$ 559.43		OH
30-6	30 Foot Class 6 Wood Pole		$ 559.43		OH
30-7	30 Foot Class 7 Wood Pole		$ 559.43		OH
35-2	35 Foot Class 2 Wood Pole		$ 559.43		OH
35-3	35 Foot Class 3 Wood Pole		$ 559.43		OH
35-5	35 Foot Class 5 Wood Pole		$ 559.43		OH
35-6	35 Foot Class 6 Wood Pole		$ 559.43		OH
35-7	35 Foot Class 7 Wood Pole		$ 559.43		OH
40-1	40 Foot Class 1 Wood Pole		$ 615.37		OH
40-2	40 Foot Class 2 Wood Pole		$ 615.37		OH
40-4	40 Foot Class 4 Wood Pole		$ 615.37		OH
40-5	40 Foot Class 5 Wood Pole		$ 615.37		OH
40-6	40 Foot Class 6 Wood Pole		$ 615.37		OH
45-3	45 Foot Class 3 Wood Pole		$ 676.91		OH
45-4	45 Foot Class 4 Wood Pole		$ 676.91		OH
45-5	45 Foot Class 5 Wood Pole		$ 676.91		OH
45-8	45 Foot Class 8 Wood Pole		$ 676.91		OH
50-3	50 Foot Class 3 Wood Pole		$ 744.60		OH
50-4	50 Foot Class 4 Wood Pole		$ 744.60		OH
50-5	50 Foot Class 5 Wood Pole		$ 744.60		OH
55-2	55 Foot Class 2 Wood Pole		$ 819.06		OH
55-3	55 Foot Class 3 Wood Pole		$ 819.06		OH
55-4	55 Foot Class 4 Wood Pole		$ 819.06		OH
60-2	60 Foot Class 2 Wood Pole		$ 900.97		OH
60-3	60 Foot Class 3 Wood Pole		$ 900.97		OH
60-4	60 Foot Class 4 Wood Pole		$ 900.97		OH
65-2	65 Foot Class 2 Wood Pole		$ 991.06		OH
70-1	70 Foot Class 1 Wood Pole	$ 1,321.42	$ 991.06	$ 1,982.13	OH
75-1	75 Foot Class 1 Wood Pole	$ 1,402.41	$ 978.42	$ 2,380.83	OH
80-2	80 Foot Class 2 Wood Pole		$ 1,065.39		OH
BRKT-3	Aluma-Form Bracket	$ 37.30	$ 27.97	$ 55.94	OH
C50S	50 Foot Concrete Pole Self Supporting	$ 8,222.50	$ 7,273.75	$ 15,496.25	OH
D45-2	Pole-- Ductile Iron-- 45ft-- Class 2 *REMOVE ONLY*		$ 1,725.00		OH
D45-H1	Pole-- Ductile Iron-- 45ft-- Class H1	$ 2,760.00	$ 1,725.00	$ 4,485.00	OH
D50-1	Pole-- Ductile Iron-- 50ft-- Class 1 *REMOVE ONLY*		$ 1,725.00		OH
D50-2	Pole-- Ductile Iron-- 50ft-- Class 2 *REMOVE ONLY*		$ 1,725.00		OH
D50-H1	Pole-- Ductile Iron-- 50ft-- Class H1	$ 2,760.00	$ 1,725.00	$ 4,485.00	OH
D50-H4	Pole-- Ductile Iron-- 50ft-- Class H4	$ 2,760.00	$ 1,725.00	$ 4,485.00	OH
D55-1	Pole-- Ductile Iron-- 55ft-- Class 1 *REMOVE ONLY*		$ 1,725.00		OH
D55-2	Pole-- Ductile Iron-- 55ft-- Class 2 *REMOVE ONLY*		$ 1,725.00		OH
D55-H4	Pole-- Ductile Iron-- 55ft-- Class H4 *REMOVE ONLY*		$ 1,725.00		OH
D55-H8	Pole-- Ductile Iron-- 55ft-- Class H8	$ 6,957.50	$ 6,008.75	$ 12,966.25	OH
D60-1	Pole-- Ductile Iron-- 60ft-- Class 1 *REMOVE ONLY*		$ 6,008.75		OH
D60-H1	Pole-- Ductile Iron-- 60ft-- Class H1	$ 6,957.50	$ 6,008.75	$ 12,966.25	OH
D60-H3	Pole-- Ductile Iron-- 60ft-- Class H3 *REMOVE ONLY*		$ 6,008.75		OH
D60-H4	Pole-- Ductile Iron-- 60ft-- Class H4 *REMOVE ONLY*		$ 6,008.75		OH
D60-H5	Pole-- Ductile Iron-- 60ft-- Class H5 *REMOVE ONLY*		$ 6,008.75		OH
D60-H6	Pole-- Ductile Iron-- 60ft-- Class H6 *REMOVE ONLY*		$ 6,008.75		OH
D60-H8	Pole-- Ductile Iron-- 60ft-- Class H8	$ 7,532.50	$ 6,555.00	$ 14,087.50	OH
D65-1	Pole-- Ductile Iron-- 65ft-- Class 1 *REMOVE ONLY*		$ 6,555.00		OH
D65-H1	Pole-- Ductile Iron-- 65ft-- Class H1	$ 7,532.50	$ 6,555.00	$ 14,087.50	OH
D70-1	Pole-- Ductile Iron-- 70ft-- Class 1 *REMOVE ONLY*		$ 6,555.00		OH
D70-H1	Pole-- Ductile Iron-- 70ft-- Class H1	$ 7,532.50	$ 6,555.00	$ 14,087.50	OH
D75-1	Pole-- Ductile Iron-- 75ft-- Class 1 *REMOVE ONLY*		$ 6,555.00		OH
D75-H1	Pole-- Ductile Iron-- 75ft-- Class H1	$ 7,532.50	$ 6,555.00	$ 14,087.50	OH
DC-FVC8(12ft)	Double Circuit FG Dbl DE on 12' Xarms	$ 1,612.09	$ 1,121.48	$ 2,733.56	OH
DC-VC1	Dbl Circ. Inline	$ 496.26	$ 380.42	$ 935.43	OH
DC-VC1 (12)	Dbl Circ. Inline with 12' arm on bottom	$ 544.28	$ 380.42	$ 980.58	OH
DC-VC1 (8)	Dbl Circuit Inline with 8' top and 10' bottom arms	$ 544.28	$ 380.42	$ 980.58	OH
DC-VC1-2	Dbl Circ. 2Xarm Lg. Cond.	$ 496.26	$ 380.42	$ 935.43	OH
DC-VC2	3Ph Dbl Circ. Sm Ang	$ 815.38	$ 634.03	$ 1,387.91	OH
DC-VC3 (NO MATERIAL)	3Ph Dbl Circ. Vert. Constr.	$ 815.38	$ 358.04	$ 1,387.91	OH
DC-VC4-1 (NO MATERIALS)	3Ph Dbl Circ. Vert. Constr.	$ 806.82	$ 447.55	$ 1,367.56	OH
DC-VM3-17V	DC Vertical Three phase ABS - Top Bottom Tie	$ 7,459.06	$ 5,594.30	$ 11,188.60	OH
DTM-Loop	Ubicquia Transformer Monitor - Loop Fed	$ 1,001.81	$ 751.35		UG
DTM-Radial	Ubicquia Transformer Monitor - Radial Fed	$ 667.87	$ 500.90		UG
DVG110-3 240-120	1Ph 3kVA Xfmr Bank *RETIRE ONLY*		$ 643.34		OH
DVG210-15/50kVA 240 OY-	2Ph 15/50kVA Xfmr Bank	$ 1,422.47	$ 973.53	$ 2,396.00	OH
DVG210-15kVA	2Ph (2) 15kVA Transformer Bank	$ 1,422.47	$ 973.53	$ 2,396.00	OH
DVG210-167kVA 240 OY-OD	2Ph (2) 167kVA Xfmr Bank 240	$ 2,370.78	$ 1,118.86	$ 2,396.00	OH
DVG210-25/10kVA 240	2Ph 25/10 kVA Xfmr Bank OY-OD 240	$ 1,422.47	$ 973.53	$ 2,396.00	OH
DVG210-25/15kVA 240	2Ph 25/10 kVA Xfmr Bank OY-OD 240	$ 1,422.47	$ 973.53	$ 2,396.00	OH

DVG210-25/50 240 OY	2Ph 25/50kVA Xfmr Bank	$ 1,422.47	$ 973.53	$ 2,396.00	OH
DVG210-25kVA 240 OY-OD	2Ph (2) 25kVA Xfmr Bank 240	$ 1,422.47	$ 973.53	$ 2,396.00	OH
DVG210-37.5 240 OY-OD	2Ph (2) 37.5kVA Xfmr Bank 240	$ 1,422.47	$ 973.53	$ 2,396.00	OH
DVG220-37.5/50kVA 240/480- MISSING 35kVA	2Ph (2) 37.5/50 kVA Xfmr Bank 240/480	$ 1,422.47	$ 973.53	$ 2,396.00	OH
DVG310-100kVA 208/120	3Ph (3) 100kVA Xfmr Bank 120/208	$ 4,288.96	$ 2,013.94	$ 3,860.07	OH
DVG310-10kVA 208/120	3Ph (3) 10kVA Xfmr Bank 120/208	$ 2,573.38	$ 1,930.03	$ 3,860.07	OH
DVG310-15kVA 208/120	3Ph (3) 15 Xfmr Bank 120/208	$ 2,573.38	$ 1,930.03	$ 3,860.07	OH
DVG310-167kVA 208/120	3Ph (3) 167kVA Xfmr Bank 120/208	$ 4,288.96	$ 3,216.72	$ 6,433.45	OH
DVG310-25kVA 120/208	3Ph (3) 25kVA Xfmr Bank 120/208	$ 2,573.38	$ 1,930.03	$ 3,860.07	OH
DVG310-50kVA	3Ph (3) 50kVA Xfmr Bank 120/208	$ 2,573.38	$ 1,930.03	$ 3,860.07	OH
DVG310-75kVA 208/120	3Ph (3) 75kVA Xfmr Bank 120/208	$ 2,573.38	$ 1,930.03	$ 3,860.07	OH
DVG311-100kVA 277/480	3Ph (3) 100kVA Xfmr Bank 277/480	$ 4,288.96	$ 2,013.94	$ 3,860.07	OH
DVG311-10kVA 277/480	3Ph (3) 10kVA Xfmr Bank 277/480	$ 2,573.38	$ 1,930.03	$ 3,860.07	OH
DVG311-15kVA 480/277	3Ph (3) 15kVA Xfmr Bank 277/480	$ 2,573.38	$ 1,930.03	$ 3,860.07	OH
DVG311-25 277/480kVA	3Ph (3) 25kVA Xfmr Bank 277/480	$ 2,573.38	$ 1,930.03	$ 3,860.07	OH
DVG311-37.5kVA 480/277 **Missing 37.5 kVA XFMR	3Ph (3) 37.5kVA Xfmr Bank 277/480	$ 2,573.38	$ 1,930.03	$ 3,860.07	OH
E1-2-1	3/8 Single Down Guy (Additional Insulator)	$ 186.48	$ 139.86	$ 290.24	OH
F1-2	*Retirement Only* - Anchor-Expanding 8000 Lb.		$ 141.72		OH
F1-3	*Retirement Only* - Anchor Expanding 12000 lb		$ 141.72		OH
F1-4 (DH)	Anchor- Double Helix - RETIRE ONLY		$ 162.33		OH
FUSE-3PH-R	Removal of 3 Fuses	$ 186.48	$ 139.86	$ 279.71	OH
FUSE-ABC-10T	(3) 10T Fuses	$ 186.48	$ 139.86	$ 279.71	OH
FVC1-AA	3 Phase 0-5 Degree Angle Fiberglass - Alley Arm	$ 368.33	$ 283.33	$ 469.74	OH
FVC1-LN	3Ph 8' FG Tangent- Less Neutral	$ 306.94	$ 236.11	$ 424.47	OH
FVC7-1	3Ph 10' FG Single-Deadend - Neutral on Arm	$ 477.99	$ 394.77	$ 816.91	OH
FVC7-NP (NEEDS UPDATE)	3Ph 8' FG Deadend - Narrow Profile	$ 477.99	$ 394.77	$ 816.91	OH
GCOMM	Relocate Communications Assembly			$ 99.20	OH
Gpole Band - 62in	Band- Retaining- 11/4in x 62in	$ 111.89	$ 83.91	$ 167.83	OH
Gpole Band - 86in	Band- Retaining- 11/4in x 86in	$ 126.80	$ 95.10	$ 190.21	OH
GSEC	Relocate Secondary Assembly	$ 52.21	$ 39.16	$ 78.32	OH
GSER	Relocate Service Assembly	$ 52.21	$ 39.16	$ 78.32	OH
GUC6-2X	Three Phase Parallel Riser (4" PVC)	$ 3,694.13	$ 2,770.59	$ 3,762.51	UG
GUC6-4	3Ph Primary Riser- 4in	$ 3,694.13	$ 2,770.59	$ 3,762.51	UG
J8: #4 - #1/0	Secondary Assembly	$ 52.21	$ 39.16	$ 81.62	OH
J-URTB (1-4in)	4in UD Trenchless Bore **LABOR COST OUT OF DATE**	Bid Item			UG
J-URTB (2-6in)	6in UD Trenchless Bore **LABOR COST OUT OF DATE**	Bid Item			UG
M26-5C-8-R	Relocate 8ft Streetlight Assembly	$ 216.31	$ 162.23	$ 324.47	OH
M26-5S-16-100W *Retire Only*	16 Arm w/ 100W Nema Sec Light		$ 201.39		OH
M26-5S-2-100W *Retire Only*	2ft Arm w/ 100W Nema Sec Lgt		$ 186.03		OH
M26-5S-8-100W *Retire Only*	8ft Arm w/ 100W Nema Sec Lgt		$ 162.23		OH
M2-SL	Street Light Ground	$ 93.90	$ 62.60		OH
M40-11 #795 ACSR	#795 ACSR Armor Rod - RETIRE ONLY		$ 33.57		OH
M5-14	8' Crossarm - RETIRE ONLY		$ 202.89		OH
M5-16	10' Crossarm - RETIRE ONLY		$ 202.89		OH
OH Crew Labor	1 hr of labor for OH	$ 833.02			OH
R-CONCRETE-POLE	Removal of Concrete Pole - Labor Only	Bid Item	Bid Item	Bid Item	OH
RECL-651RA-V	27 kV ganged recloser - 651RA relay - With Riser	$ 4,288.96	$ 3,216.72	$ 6,433.44	OH
RO-CAP-FIXED -- Use w/ Existing Assy	Relocate Fixed CAP Bank Assembly- Labor Only	$ 2,610.67	$ 1,958.00	$ 3,916.01	OH
RO-SECTIONALIZER	Transfer 1Ph OH SECTIONALIZER	$ 810.53	$ 532.40	$ 1,342.95	OH
RO-Tag -- Use w/ Existing Assy	Relocate Pole Number Assembly- Labor Only	$ 5.47			OH
RO-XFMR-1	Relocate 1Ph OH XFMR - use as NEW w/ EXISTING XFMR		$ 745.91		OH
RO-XFMR-2	Relocate 2Ph OH Transformers - Use w/ retirement Assly		$ 1,118.86		OH
RO-XFMR-3	Relocate OH 3Ph Transformer - use w/ Retirement assly		$ 2,013.95		OH
S50-1	50 Foot Class 1 Steel Pole	$ 2,760.00	$ 1,725.00	$ 4,485.00	OH
S50-2	Class 2 50 ft Steel Pole - Valmont 1-17-24	$ 2,760.00	$ 1,725.00	$ 4,485.00	OH
S55-1	55 Foot Class 1 Steel Pole	$ 2,760.00	$ 1,725.00	$ 4,485.00	OH
S55-H1	Class H1 55 Ft Steel Pole	$ 2,900.00	$ 1,935.00	$ 4,835.00	OH
S55-H2	Class H2 55 ft Steel Pole - Valmont 1-17-24	$ 2,900.00	$ 1,935.00	$ 4,835.00	OH
S55-H3	Class H3 55 ft Steel Pole	$ 2,900.00	$ 1,935.00	$ 4,835.00	OH
S55-H4	Class H4 55 ft Steel Pole	$ 2,900.00	$ 1,935.00	$ 4,835.00	OH
S60-1	60 Foot Class 1 Steel Pole	$ 6,957.50	$ 6,008.75	$ 12,966.25	OH
S65-1	65 Foot Class 1 Steel Pole	$ 7,532.50	$ 6,555.00	$ 14,087.50	OH
S65-H4	Class H4 65 ft Steel Pole	$ 7,532.50	$ 6,555.00	$ 14,087.50	OH
SVG 310-25kVA 120/208	3Ph (3) 25kVA Xfmr Bank	$ 2,573.38	$ 1,930.03	$ 3,860.07	OH
SVG 310-50kVA 277/480	3Ph (3) 50kVA Xfmr Bank 277/480	$ 2,573.38	$ 1,930.03	$ 3,860.07	OH
SVG 311-10kVA 277/480	3Ph (3) 10kVA Xfmr Bank 277/480	$ 2,573.38	$ 1,930.03	$ 3,860.07	OH
SVG 311-25kVA 277/480	3Ph (3) 25kVA Xfmr Bank 277/480	$ 2,573.38	$ 1,930.03	$ 3,860.07	OH
SVG110-75 120/240	1Ph 75kVA XFMR 120/240	$ 857.79	$ 643.34	$ 1,286.69	OH
SVG310-75kVA 120/208	3Ph (3) 25kVA XFMR Bank 120/208	$ 2,573.38	$ 1,930.03	$ 3,860.07	OH
SVG311 - 25kVA 277/480	3Ph (3) 25kVA Xfmr Bank 277/480	$ 2,573.38	$ 1,930.03	$ 3,860.07	OH
SVG311-100kVA 277/480	3Ph (3) 100kVA Xfmr Bank 277/480	$ 4,288.96	$ 2,013.94	$ 3,860.07	OH
SVG311-10kVA 277/480	3Ph (3) 10kVA Xfmr Bank 277/480	$ 2,573.38	$ 1,930.03	$ 3,860.07	OH
SVG311-15 277/480	3Ph (3) 15kVA Xfmr Bank 277/480	$ 2,573.38	$ 1,930.03	$ 3,860.07	OH
SVG311-37.5kVA 277/480	3Ph (3) 37.5kVA Xfmr Bank 277/480	$ 2,573.38	$ 1,930.03	$ 3,860.07	OH
SVG311-50 277/480	3Ph (3) 50kVA Xfmr Bank	$ 2,573.38	$ 1,930.03	$ 3,860.07	OH
SVG311-75 277/480 **MISSING XFMR**	3Ph (3) 75kVA Xfmr Bank 277/480	$ 2,573.38	$ 1,930.03	$ 3,860.07	OH
UD #500	1-#1000MCM Al 25kV Urd. Cable	$ 6.84	$ 5.13	$ 2.48	UG
UD#1000 MCM Al 25kV	#1000 MCM AL 25kV	$ 9.85	$ 7.39	$ 2.48	UG
UD#4 AL DUPLEX	#4 Aluminum Duplex Cable	$ 2.35	$ 1.76	$ 1.69	UG
UD#500MCM 25kV Cu	#500MCM Cu 25kV Cable Urd.	$ 6.84	$ 5.13	$ 2.48	UG
UD#500MCM Al QPLX	#500 MCM Al QPLX Cable	$ 7.66	$ 5.75	$ 3.30	UG
UD#500MCM Cu QPLX	#500 MCM Cu QPLX	$ 8.21	$ 6.16	$ 3.81	UG
UD3 #1/0 Al 25kV	(3) #1/0 Al 25kV Urd. Cable	$ 8.76	$ 6.57	$ 3.14	UG
UD3 #4/0 Al 25kV	3-#4/0 Al 25kV Urd. Cable	$ 9.30	$ 6.98	$ 6.60	UG
UD3-1000MCM 25kV	3-#1000MCM Al 25kV Urd. Cable	$ 19.15	$ 14.37	$ 15.21	UG
UD3-500 MCM Cu 25kV	#500 3 Conductor 25kV	$ 10.95	$ 8.21	$ 10.59	UG
UDVG7-10 100kVA 120/240 Type 1	1Ph 100kVA DV Loop Feed 120/240 Type 1	$ 1,915.47	$ 1,436.60		UG
UDVG7-10 100kVA 120/240 Type 2	1Ph 100kVA DV Loop Feed 120/240 Type 2	$ 1,915.47	$ 1,436.60		UG
UDVG7-10 167kVA 120/240 Type 1	1Ph 167 kVA DV Loop Feed 240/120V - Type 1	$ 2,189.11	$ 1,641.83		UG
UDVG7-10 167kVA 120/240 Type 2	1Ph 167kVA DV Loop Feed 120/240 Type 2	$ 2,189.11	$ 1,641.83		UG
UDVG7-10 25 kVA 120/240 Type 2	1Ph 25kVA DV Loop Feed 120/240 Type 2	$ 1,641.83	$ 1,231.38		UG
UDVG7-10 25kVA 120/240 Type 1	1Ph 25kVA DV Loop Feed 120/240 - Type 1	$ 1,641.83	$ 1,231.38		UG
UDVG7-10 37.5 kVA 120/240	1Ph 37.5kVA DV Loop Feed 120/240	$ 1,641.83	$ 1,231.38		UG

UDVG7-10 50 120/240 Type 1	1Ph 50kVA DV Loop Feed 120/240 - Type 1	$ 1,641.83	$ 1,231.38		UG
UDVG7-10 50 kVA 120/240 Type 2	1Ph 50kVA DV Loop Feed 120/240	$ 1,641.83	$ 1,231.38		UG
UDVG7-10 75 120/240 Type 1	1Ph 75kVA DV Loop Feed 120/240 - Type 1	$ 1,915.47	$ 1,436.60		UG
UDVG7-10 75 kVA 120/240 Type 2	1Ph 75kVA DV Loop Feed 120/240	$ 1,915.47	$ 1,436.60		UG
UDVG7-10-3E 25 kVA 120/240 Type 2	1Ph 25kVA XFMR/Vacuum Switch Combo 120/240 Type 2		$ 1,641.83		UG
UDVG7-11 25 kVA 240/480 Type 2	1Ph 25kVA DV Loop Feed 240/480	$ 1,641.83	$ 1,231.38		UG
UDVG7-12 1000 KVA 120/208	3PH 1000 KVA Loop Feed 120/208	$ 2,736.39	$ 2,052.29		UG
UDVG7-12 112.5 KVA 120/208	3 Ph 112.5kVA DV Loop Feed 120/208	$ 2,599.57	$ 1,949.68		UG
UDVG7-12 150 kVA 120/208	3Ph 150kVA DV Loop Feed 120/208	$ 2,599.57	$ 1,949.68		UG
UDVG7-12 1500 kVA 120/208	3PH 1500 KVA Loop Feed 120/208	$ 2,736.39	$ 2,052.29		UG
UDVG7-12 225 kVA 120/208	3Ph 225kVA DV Loop Feed 120/208	$ 2,681.66	$ 2,011.25		UG
UDVG7-12 300 KVA 120/208	3 PH 300KVA DV Loop Feed 120/208	$ 2,736.39	$ 2,052.29		UG
UDVG7-12 500 kVA 120/208	3PH 500kVA DV Loop Feed 120/208	$ 2,736.39	$ 2,052.29		UG
UDVG7-12 75 kVA 120/208	3PH 75kVA DV Loop Feed 120/208	$ 2,462.75	$ 1,847.06		UG
UDVG7-12 750 kVA 120/208	3PH 750kVA DV Loop Feed 120/208	$ 2,736.39	$ 2,052.29		UG
UDVG7-14 150 kVA 120/240 **XFMR has a cost of zero	3Ph 150kVA DV Loop Feed 120/240	$ 2,599.57	$ 1,949.68		UG
UDVG7-14 225 kVA 120/240 **XFMR has a cost of zero	3Ph 225kVA DV Loop Feed 120/240	$ 2,681.66	$ 2,011.25		UG
UDVG7-21 1000kVA 277/480	3PH 1000kVa DV Loop Feed 277/480	$ 2,736.39	$ 2,052.29		UG
UDVG7-21 112.5 kVA 277/480	3Ph 112.5kVA DV Loop Feed 277/480	$ 2,599.57	$ 1,949.68		UG
UDVG7-21 150 Kva 277/480	3Ph 150 kVA DV Loop Feed 480Y/277V	$ 2,599.57	$ 1,949.68		UG
UDVG7-21 1500kVA 277/480	3PH 1500 kVA DV Loop Feed 277/480	$ 2,736.39	$ 2,052.29		UG
UDVG7-21 2000kVA	3PH 2000kVA Loop Feed 277/480	$ 2,736.39	$ 2,052.29		UG
UDVG7-21 225 kVA 277/480	3Ph 225kVA DV Loop Feed 480/277	$ 2,681.66	$ 2,011.25		UG
UDVG7-21 2500kVA 277/480	3PH 2500kVA Loop Feed 277/480	$ 2,736.39	$ 2,052.29		UG
UDVG7-21 300 kVA 277/480	3Ph 300 kVA DV Loop Feed 277/480	$ 2,736.39	$ 2,052.29		UG
UDVG7-21 75 kVA 277/480	3Ph 75kVA DV Loop Feed 277/480	$ 2,462.75	$ 1,847.06		UG
UDVG7-21 750kVA 277/480	3Ph 750kVA DV Loop Feed 277/480	$ 2,736.39	$ 2,052.29		UG
UG Crew Labor	1 hr of labor for UG	$ 649.81			UG
UGDEM1.1	Electronic Marker Ball	$ 4.38	$ 1.61	$ 6.52	UG
UK5-1	Junction Box-- Secondary Aboveground-- 1Ph-- w/3 connectors	$ 273.64	$ 205.23		UG
UK5-3	Junction Box-- Secondary Aboveground-- 3Ph-- w/4 connectors	$ 301.00	$ 225.75		UG
UK5-5	Junction Box -- Secondary -- Milbank Tap Can	$ 410.46	$ 307.84		UG
UK6	Hand Hole Junction 17" x 30"	$ 273.64	$ 205.23		UG
UK6-12	Streetlight Junction Box - Small - 12"	$ 273.64	$ 205.23		UG
UK6-SL	Hand Hole Junction 13" x 24"	$ 273.64	$ 205.23		UG
UM12-1	Warning Sign - DANGER	$ 5.47			UG
UM1-5 PC	Single-Phase Pre-cast Transformer Pad	$ 1,074.16	$ 623.61		UG
UM1-5C-JB	1Ph Concrete Junction Box Pad	Bid Item	Bid Item	Bid Item	UG
UM1-5C-SP	Concrete Pad for Secondary Meter Pedestal	Bid Item	Bid Item	Bid Item	UG
UM1-5C-T1P	1 Ph Trans Type 1 Pad with adjacent Meter Pedestal	Bid Item	Bid Item	Bid Item	UG
UM1-5C-T2P	1 Ph Trans Type 2 Pad with adjacent Meter Pedestal	Bid Item	Bid Item	Bid Item	UG
UM1-5C-TA	1 Ph Transformer Pad	Bid Item	Bid Item	Bid Item	UG
UM1-6A-PM-PB	Primary Meter Pad with 4x8 pull box underneath	Bid Item	Bid Item	Bid Item	UG
UM1-6A-SA-PB	SWG pad with 4x8 pullbox underneath	Bid Item	Bid Item	Bid Item	UG
UM1-6A-VS	1PH Vacuum Switch Pad	Bid Item	Bid Item	Bid Item	UG
UM1-6C-ATS	27 kV 6 Way SF6 Gas Switch	$ 3,010.03	$ 2,257.52		UG
UM1-6C-JB	3-Phase Junction Box Pad 200 or 600 AMP	Bid Item	Bid Item	Bid Item	UG
UM1-6C-SA	Switch Gear Pad 100" X 86"	Bid Item	Bid Item	Bid Item	UG
UM1-6C-SA - Pre-Cast	Pre-Cast Pad - Switchgear	$ 1,074.16	$ 623.61		UG
UM1-6C-SA - PVI-52	Pre-Cast Pad - Switchgear PVI-52	$ 1,074.16	$ 623.61		UG
UM1-6C-SA - PVI62F	Pre-Cast Pad - Switchgear PVI62F	$ 1,074.16	$ 623.61		UG
UM1-6C-SA1	Switch Gear Pad 174" X 136"	Bid Item	Bid Item	Bid Item	UG
UM1-6C-SA-PB	SWG Pad with 4x8 Pullbox Underneath	Bid Item	Bid Item	Bid Item	UG
UM1-6C-TA	3-Phase Concrete Transformer Pad (75 - 500kVA)	Bid Item	Bid Item	Bid Item	UG
UM1-6C-TA1	3-Phase Concrete Transformer Pad (75 - 500kVA)	Bid Item	Bid Item	Bid Item	UG
UM1-6C-TA2	3-Phase Concrete Transformer Pad (750 - 2500kVA)	Bid Item	Bid Item	Bid Item	UG
UM22.5-P-6	6in 22.5 Degree PVC Elbow	$ 17.69			UG
UM3-14	1-Phase Junction Box	$ 448.24	$ 241.25		UG
UM33	Junction Box - 3-Phase	$ 1,006.68	$ 604.60		UG
UM3E-1A	Single-Phase Pad-Mounted Vacuum Switch	$ 1,641.83	$ 1,231.38		UG
UM3E-3-11-600Amp	3Ph Pad-Mount Switchgear (3-Source - 1 600A Load)	$ 2,736.39	$ 2,052.29		UG
UM3E-3-62 600A (SD)	3Ph Pad-Mounted Switchgear 2 Source & 4 Load (SD)	$ 3,010.03	$ 2,257.52		UG
UM3E-3-9 600A	3Ph Pad-Mount Switchgear (2-Source - 2 Load) 600A	$ 2,736.39	$ 2,052.29		UG
UM3E-3-9 600A (SD)	3Ph Pad-Mount Switchgear (2-Source - 2 Load) 600A (SD)	$ 2,736.39	$ 2,052.29		UG
UM45-P-2	2in 45 Degree PVC Elbow	$ 11.26			UG
UM45-P-3-24in	3in 45 degree PVC Elbow - 24in radius	$ 12.87			UG
UM45-P-3-48	3in 45 Degree PVC Elbow - 48in radius	$ 12.87			UG
UM45-P-4-24in	4in 45 Degree PVC Elbow - 24in radius	$ 16.09			UG
UM45-P-4-48in	4in 45 Degree PVC Elbow - 48in radius	$ 16.09			UG
UM45-P-6	6in 45 Degree PVC Elbow	$ 17.69			UG
UM45-S-2	2in 45 Degree Steel Elbow	$ 14.48			UG
UM45-S-3in (48in)	3in Rigid Steel 45 Degree (48in Radius)	$ 14.48			UG
UM48-1	1Ph- Grounding Assembly	$ 109.46	$ 82.09		UG
UM5 Riser Conduit - 2in	2 Secondary Riser Conduit"	$ 1,094.56	$ 820.92	$ 703.26	UG
UM5 Riser Conduit - 3in	3 Secondary Riser Conduit"	$ 1,094.56	$ 820.92	$ 703.26	UG
UM50-2inB	2in Pipe Base	$ 8.77			UG
UM50-2inS	2in Pipe Spacer	$ 8.86			UG
UM50-3in-B	3in Conduit Spacer Base	$ 8.77			UG
UM50-3in-S	3in Intermediate - Pipe Spacer	$ 8.86			UG
UM50-4inB	4in Pipe Base	$ 8.77			UG
UM50-4inS	4in Pipe Spacer	$ 8.86			UG
UM50-6inB	6in Pipe Base	$ 10.24			UG
UM50-BELL2	2in PVC Conduit Bell Conduit	$ 11.26			UG
UM50-BELL3	3in PVC Conduit Bell End	$ 12.87			UG
UM50-BELL4	4in PVC Conduit Bell End	$ 16.09			UG
UM50-BELL6	6in PVC Conduit Bell End	$ 17.69			UG
UM50-COUPLING-2	2in PVC Conduit Coupling	$ 11.26			UG
UM50-COUPLING-3	3in PVC Conduit Coupling	$ 12.87			UG
UM50-COUPLING-4	4in PVC Conduit Coupling	$ 16.09			UG
UM50-COUPLING-6	6in PVC Conduit Coupling	$ 17.69			UG
UM50-Coupling-HDPE-4	Transition Coupling - 4in - HDPE-PVC	$ 16.09			UG
UM50-FA-2	2in PVC Female Adapter to PVC	$ 11.26			UG
UM50-FA-3	3in PVC Female Adapter to PVC	$ 12.87			UG

UM50-FA-4	4in PVC Female Adapter to PVC	$ 16.09			UG
UM50-FA-6	6in PVC Female Adapter to PVC	$ 17.69			UG
UM50-HDPE-4	4' HDPE-SDR-11 Conduit	$ 1.93			UG
UM50-P-1	1in PVC Conduit SCH40	$ 1.29			UG
UM50-P-2	2in PVC Conduit SCH40	$ 1.29			UG
UM50-P-2 COMM	2in PVC Conduit SCH40 Communications	$ 1.29			UG
UM50-P-2A	2-2in PVC Conduits SCH40	$ 2.58			UG
UM50-P-2B	3-2in PVC Conduit SCH40	$ 3.86			UG
UM50-P-2C	4-2in PVC Conduits SCH40	$ 5.15			UG
UM50-P-2D	5-2in PVC Conduits SCH40	$ 6.44			UG
UM50-P-2E	6-2in PVC Conduits SCH40	$ 7.73			UG
UM50-P-3	3in PVC Conduit SCH40	$ 1.37			UG
UM50-P-3A	2-3in PVC Conduits SCH40	$ 2.74			UG
UM50-P-3B	3-3in PVC Conduits SCH40	$ 4.11			UG
UM50-P-3C	4-3in PVC Conduits SCH40	$ 5.47			UG
UM50-P-3D	5-3in PVC Conduits SCH40	$ 6.84			UG
UM50-P-4	4in PVC Conduit SCH40	$ 1.93			UG
UM50-P-4 COMM	4in PVC Conduit SCH40 for Comm.	$ 1.93			UG
UM50-P-4A	2-4in PVC SCH40	$ 3.86			UG
UM50-P-4A COMM	2-4in PVC SCH40 Communications	$ 3.86			UG
UM50-P-4B	3-4in PVC Conduits SCH40	$ 5.80			UG
UM50-P-4C	4-4in PVC Conduits SCH40	$ 7.73			UG
UM50-P-4D	5-4in PVC Conduits SCH40	$ 9.66			UG
UM50-P-4E	6-4in PVC Conduits SCH40	$ 11.59			UG
UM50-P-4G	8-4in PVC Conduits SCH40	$ 15.46			UG
UM50-P-4K	12-4in PVC Conduits SCH40	$ 23.18			UG
UM50-P-6	6in PVC Conduit SCH40	$ 2.74			UG
UM50-P-6A	2-6in PVC Conduit SCH40	$ 5.47			UG
UM50-P-6B	3-6in PVC Conduit SCH40	$ 8.21			UG
UM50-P-6C	4-6in PVC Conduit SCH40	$ 10.95			UG
UM50-P-6D	5-6in PVC Conduit SCH40	$ 13.69			UG
UM50-P-6E	6-6in PVC Conduit SCH40	$ 16.42			UG
UM50-P-6F	7-6in PVC Conduit SCH40	$ 19.16			UG
UM50-P-6G	8-6in PVC Conduit SCH40	$ 21.90			UG
UM50-P-6I	10-6in PVC Conduit SCH40	$ 27.37			UG
UM50-PLUG-2	2in PVC Conduit Plug	$ 38.02	$ 17.55	$ 29.24	UG
UM50-PLUG-4	4in PVC Conduit Plug	$ 70.18	$ 17.55	$ 29.24	UG
UM50-PLUG-6	6in PVC Conduit Plug	$ 70.18	$ 17.55	$ 29.24	UG
UM52-3 (Blue)	"Blue" UD Cable Tag	$ 5.47			UG
UM5-3	3" Secondary Riser Terminal	$ 820.92	$ 615.69	$ 703.26	UG
UM5-4	4" Secondary Riser Terminal	$ 1,094.56	$ 820.92	$ 703.26	UG
UM5-6	6" Secondary Riser	$ 1,094.56	$ 820.92	$ 703.26	UG
UM6-21 15B	Retire - 3 Point Junction 200A (Galv-brkt)		$ 43.78		UG
UM6-22 15B	Retire - 4 Point Junction 200A (Galv-brkt)		$ 43.78		UG
UM6-23-4	4 Point Junction 600A JBox W/ Brackets	$ 82.09	$ 61.57		UG
UM6-23-5	4 Point Junction 600A Pull Box W/ Brackets	$ 82.09	$ 61.57		UG
UM6-24 #4/0	Termination Kit- #4/0 Al- 25 kV	$ 261.42	$ 131.58		UG
UM6-4 200	Fault Indicator 200 Amp- Underground Cable- FCI Load Tracker LM URD =0.8" to 1.6" cable	$ 13.04	$ 14.49	$ 26.07	UG
UM90-P-1	1in 90 Degree PVC Elbow	$ 11.26			UG
UM90-P-2	2in PVC Conduit 90	$ 11.26			UG
UM90-P-3-24in	3in PVC Conduit 90 - 24in radius	$ 12.87			UG
UM90-P-3-48in	3in PVC Conduit 90 - 48in radius	$ 12.87			UG
UM90-P-4-24in	4in PVC Conduit 90 - 24in radius	$ 16.09			UG
UM90-P-4-36in	4in PVC Conduit 90 - 36in radius	$ 16.09			UG
UM90-P-4-48in	4in PVC Conduit 90 - 48in radius	$ 16.09			UG
UM90-P-6	6in 90 Degree PVC Elbow	$ 17.69			UG
UM90-S-1	1in Rigid Steel 90 deg	$ 14.48			UG
UM90-S-2	2in Rigid Steel 90 (36in long rad.)	$ 14.48			UG
UM90-S-3in-36in	3in Rigid Steel 90 (36in long rad.)	$ 14.48			UG
UM90-S-3in-48in	3in Rigid Steel 90 (48in long rad.)	$ 14.48			UG
UM90-S-4in-36in	4in Rigid Steel 90 (36in radius)	$ 16.09			UG
UM90-S-4in-48in	4' Rigid Steel 90 (48in Radius)	$ 16.09			UG
UM90-S-6in-60in	6in Rigid Steel 90 (60in Radius)	$ 22.52			UG
UM-AUGER	Cost of Auger services for accounting purposes.	$ 348.48			UG
UM-AUGER-1	One Ft. of Digging with Auger (For setting Pole Deep)	$ 93.63			UG
UM-CONCRETE-1	1 Yard of Concrete	Bid Item	Bid Item	Bid Item	UG
UM-CONCRETE-10	10 Yards - Concrete	Bid Item	Bid Item	Bid Item	OH
UM-CRANE	Crane Cost per XFMR	Bid Item	Bid Item	Bid Item	UG
UM-FLOWABLE-1	1 Yard of flowable fill	Bid Item	Bid Item	Bid Item	UG
UM-HYDRO	USE PER FT of hydro mulch/seed	Bid Item	Bid Item	Bid Item	UG
UM-JB-EXT	GROUND SLEEVE FOR JUNCTION BOX 20 IN X 66 IN X 22 IN	$ 321.66	$ 115.51		UG
UM-MH2	8'X12'X8' Quickset Manhole - RETIRE ONLY		Bid Item		UG
UM-MH3	Oldcastle 10'9"x10'9"x7' Octagonal MH- 4-WAY-MH-3P - RETIRE ONLY		Bid Item		UG
UM-MH4	Oldcastle 9'x11'x8.5' MH-810-EL - RETIRE ONLY		Bid Item		UG
UM-PB	Primary Pull Box (Closed Bottom)	$ 2,445.25	$ 1,269.14		UG
UM-PB-COMM	Communications Pull Box	$ 1,146.22	$ 652.58		UG
UM-PB-CR	4'X8'X4' Concrete Pull Box in Rock	$ 3,973.53	$ 2,195.41		UG
UM-PB-DEEP	Primary Pull Box (Closed Bottom) -- 4X8X6	$ 2,689.77	$ 1,396.05		UG
UM-PB-EXT	Primary Pull Box 2' Extension	$ 1,222.62	$ 634.57		UG
US1-4	Substation Feeder Riser - 4"	$ 4,037.93	$ 1,796.27		UG
USL-CF-B	Concrete Streetlight Foundation (24" Dia. X 84" Dep.)	Bid Item	Bid Item	Bid Item	UG
USL-CF-BR	Concrete Streetlight Foundation in Rock (24" Dia. X 84" Dep.)	Bid Item	Bid Item	Bid Item	UG
USVG7-10 100kVA 120/240 Type 1	1Ph 100kVA 14.4 Loop Feed 120/240 Type 1	$ 1,915.47	$ 1,436.60		UG
USVG7-10 167kVA 120/240 Type 1	1Ph 167kVA 14.4 Loop Feed 120/240 Type 1	$ 2,189.11	$ 1,641.83		UG
USVG7-10 25kVA 120/240 Type 1	1Ph 25kVA 14.4 Loop Feed 120/240 - Type 1	$ 1,641.83	$ 1,231.38		UG
USVG7-10 50kVA 120/240 Type 1	1Ph 50kVA 14.4 Loop Feed 120/240 - Type 1	$ 1,641.83	$ 1,231.38		UG
USVG7-10 75kVA 120/240 Type 1	1Ph 75kVA 14.4 Loop Feed 120/240 - Type 1	$ 1,915.47	$ 1,436.60		UG
USVG7-10-3E 25 kVA 120/240 Type 1	1Ph 25kVA XFMR/Vacuum Switch Combo Type 1 - RETIRE ONLY		$ 1,231.38		UG
USVG7-11 25 kVA 240/480 **XFMR has a cost of zero**	1Ph 25kVA 14.4 Loop Feed 240/480V Type 1	$ 1,641.83	$ 1,231.38		UG
USVG7-12 1000 KVA 120/208	3PH 1000 KVA 14.4 Loop Feed 120/208	$ 2,736.39	$ 2,052.29		UG
USVG7-12 150 kVA 120/208	3Ph 150kVA 14.4 Loop Feed 120/208	$ 2,599.57	$ 1,949.68		UG
USVG7-12 1500 kVA 120/208 **NO MATERIAL FOR SV CURRENTLY DV**	3PH 1500 KVA 14.4 Loop Feed 120/208	$ 2,736.39	$ 2,052.29		UG
USVG7-12 300 KVA 120/208	3 PH 300KVA 14.4 Loop Feed 120/208	$ 2,736.39	$ 2,052.29		UG

USVG7-12 500 kVA 120/208	3PH 500kVA 14.4 Loop Feed 120/208	$ 2,736.39	$ 2,052.29		UG
USVG7-12 75 kVA 120/208	3PH 75kVA 14.4 Loop Feed 120/208	$ 2,462.75	$ 1,847.06		UG
USVG7-12 750 kVA 120/208	3PH 750kVA 14.4 Loop Feed 208/120	$ 2,736.39	$ 2,052.29		UG
USVG7-21 1000kVA 277/480	3PH 1000kVa 14.4 Loop Feed 277/480	$ 2,736.39	$ 2,052.29		UG
USVG7-21 150 kVA 277/480	3Ph 150 kVA 14.4 Loop Feed 277/480	$ 2,599.57	$ 1,949.68		UG
USVG7-21 1500kVA 277/480	3PH 1500 kVA 14.4 Loop Feed 277/480	$ 2,736.39	$ 2,052.29		UG
USVG7-21 2000kVA 277/480	3PH 2000kVA 14.4 Loop Feed 277/480	$ 2,736.39	$ 2,052.29		UG
USVG7-21 2500kVA 277/480	3PH 2500kVA 14.4 Loop Feed 277/480	$ 2,736.39	$ 2,052.29		UG
USVG7-21 300 kVA 277/480	3Ph 300kVA 14.4 Loop Feed 277/480	$ 2,736.39	$ 2,052.29		UG
USVG7-21 500 kVA 277/480	3PH 500KVA 14.4 Loop Feed 277/480	$ 2,736.39	$ 2,052.29		UG
USVG7-21 75 kVA 277/480	3Ph 75kVA 14.4 Loop Feed 277/480	$ 2,462.75	$ 1,847.06		UG
USVG7-21 750kVA 277/480	3Ph 750kVA 14.4 Loop Feed 277/480	$ 2,736.39	$ 2,052.29		UG
VA7	1Ph Xarm Construction Deadend - RETIRE ONLY		$ 223.18		OH
VA8	1Ph Crossarm Double Deadend - RETIRE ONLY		$ 228.25		OH
VA9	1Ph Double Support Small Angle - RETIRE ONLY		$ 228.25		OH
VB1	2Ph Xarm Single Support - RETIRE ONLY		$ 177.53		OH
VB1-1	2Ph Xarm Dbl Support - RETIRE ONLY		$ 213.03		OH
VB1-NP	Two Phase Tangent- Narrow Profile	$ 229.79	$ 177.53	$ 378.67	OH
VB2	2Ph Xarm Dbl Support - RETIRE ONLY		$ 213.03		OH
VB7	2Ph Xarm Single Deadend - RETIRE ONLY		$ 296.82		OH
VB8	2Ph Xarm Dbl DE - RETIRE ONLY		$ 303.57		OH
VB9	2Ph Crossarm Double 8' Arms - RETIRE ONLY		$ 303.57		OH
VB9-2	2Ph Crossarm Double 10' Arms - RETIRE ONLY		$ 303.57		OH
VC1	3Ph Single Support - RETIRE ONLY		$ 236.11		OH
VC1-1	3Ph 8' Xarm Dbl. Support - RETIRE ONLY		$ 283.33		OH
VC1-1R	3Ph 8' Xarm Dbl. Support - RETIRE ONLY		$ 283.33		OH
VC2	3Ph 8' Xarm Dbl. Support - RETIRE ONLY		$ 283.33		OH
VC2R	3Ph 10' Xarm Dbl - RETIRE ONLY		$ 283.33		OH
VC7	3Ph Xarm Single Deadend - RETIRE ONLY		$ 394.77		OH
VC7-1	3Ph Xarm Single Deadend Extra Arm - RETIRE ONLY		$ 394.77		OH
VC8	3Ph 8' Xarm Dbl Deadend - RETIRE ONLY		$ 403.75		OH
VC8-1	3Ph 10' Xarm Dbl Deadend - RETIRE ONLY		$ 403.75		OH
VC8-2	3Ph Dbl Deadend - RETIRE ONLY		$ 403.75		OH
VC9	3Ph Double 10' Xarms - RETIRE ONLY		$ 403.75		OH
VC9-2	3Ph Lg. Cond. Dbl. Xarm - RETIRE ONLY		$ 403.75		OH
VM3-18	Three phase ABS -- Hook Operated	$ 3,729.53	$ 2,797.15	$ 5,594.30	OH
VM3-18V	Vertical Three phase ABS -- Hook Operated	$ 4,288.96	$ 3,216.72	$ 6,433.44	OH
VM5-2-EXT	Pole Top Pin - Extended Candlestick	$ 37.30	$ 27.97	$ 55.94	OH
VM5-6-1	Arrester - Tank Mounted	$ 111.89	$ 83.91	$ 188.99	OH
VM5-9 F	Fused Cutout	$ 186.48	$ 139.86	$ 287.32	OH
VM5-9 LB	Loadbreak Cutout	$ 186.48	$ 139.86	$ 287.32	OH
VM5-C	(USE W/ VM3 UNIT) -- CLOSED ABS W/O MOTOR				OH
VM5-MC	(USE W/ VM3 UNIT) -- CLOSED ABS W/ MOTOR				OH
VM5-MO	(USE W/ VM3 UNIT) -- OPEN ABS W/ MOTOR				OH
VM5-O	(USE W/ VM3 UNIT) -- OPEN ABS W/O MOTOR				
VM5-SVD	PLP Spiral Vibration Damper	$ 44.75	$ 33.57	$ 67.13	OH
VM9-13-1200 14400 kV	3 Ph Fixed 1200 kVAR Capacitor Bank - RETIRE ONLY		$ 1,958.00		OH
VM9-13-200	3Ph 200kVAR Fixed Capacitor Bank - RETIRE ONLY		$ 1,775.26		OH
VM9-13-300	3Ph 300kVAR Fixed Capacitor Bank - RETIRE ONLY		$ 1,775.26		OH

City of Georgetown, Texas
City Council
May 26, 2026

SUBJECT:
Renegade Contract Amendment

SUGGESTED ACTION:
Consideration and possible action to approve an amendment to the Services Agreement with Renegade Group, LLC, Contract 25-0317-SC, to modify Exhibit C of the Agreement to amend pricing and to add the items included in Exhibit A-1 to this First Amendment -- Richard Pajestka, Electric Engineering and Operations Manager

ITEM SUMMARY:
The City of Georgetown awarded Contract 25-0317-SC to Renegade Group, LLC (the "Contractor") on July 22, 2025. Since that time, the Electric Utility has added additional Construction Assembly Units to its standards. This amendment intends to enable the Contractor to be able to bill accurately and accordingly with the Utility's construction standards.

FINANCIAL IMPACT:
Funds are included in the FY26 CIP Budget. This amendment does not affect the contract value.

SUBMITTED BY:
Rene Bywater-Barajas, Electric Department

ATTACHMENTS:
25-0317-SC-A1 Renegade Group, LLC Amendment 1.pdf
Exhibits 25-0317-SC-A1.pdf

Amendment No. 1
to the Agreement between
Renegade Group, Inc,
and the
City of Georgetown, Texas

This First Amendment (the "First Amendment") is entered into between the **CITY OF GEORGETOWN**, a Texas Home-Rule Municipal Corporation (the "City"), and **RENEGADE GROUP, INC** (the "Contractor"), (collectively, the "**Parties**").

WHEREAS, on July 22, 2025, the Parties entered into an agreement for overhead and underground electrical construction services, Contract No. 25-0317-SC, (the "Original Agreement"); and

WHEREAS, the Original Agreement provides for an initial term of one (1) year in an amount not to exceed **FIVE MILLION DOLLARS and NO CENTS ($5,000,000.00) per year** and provided for four (4) additional one (1) year renewal terms; and

WHEREAS, on July 22, 2025, under Item 5.P, the City Council authorized the City Manager to execute up to four (4) additional one (1) year renewal terms, each in an amount not to exceed **FIVE MILLION DOLLARS and NO CENTS ($5,000,000.00)**; and

WHEREAS, the Parties now desire to amend the Original Agreement to add the additional items set forth in **Exhibit A-1** and to incorporate the price changes reflected in **Exhibit C-1**, each attached hereto and incorporated herein for all purposes.

NOW, THEREFORE, in consideration of the mutual covenants contained herein, the Parties agree as follows:

1. The Parties agree to amend **Exhibit A** "Scope of Services" of the Original Agreement to include the additional items set forth in **Exhibit A-1** to this First Amendment.
2. The Parties agree to amend **Exhibit C**, "Payment Terms," of the Original Agreement to incorporate the pricing changes reflected in **Exhibit C-1** attached hereto.
3. All other terms of the Original Agreement not inconsistent with this First Amendment shall apply. Except as expressly modified by this First Amendment, the Original Agreement remains unchanged and in full force and effect, subject to its terms.
4. This First Amendment is effective on the date executed by the City.

[Signature page to follow]

RENEGADE GROUP, LLC

By: Shane Cooper Digitally signed by Shane Cooper Date: 2026.05.08 10:31:48 -05'00'

Printed Name: Shane Cooper_____

Title: President, Utility Services_____

Date: May 8, 2026_____

CITY OF GEORGETOWN

By: _____

Printed Name: Josh Schroeder

Title: Mayor

Date: _____

EXHIBIT A-1

Name	Description	New	Retire	Transfer	OH/UG	Notes
		$ 267,337.97	$ 198,245.53	$ 298,435.31		
#2 ACSR	Retire Only - #2 Aluminum Conductor Steel Reinforced		$ 1.98		OH	
#2 CU	#2 CU Conductor - RETIRE ONLY		$ 4.64		OH	
#2 QPLX	#2 QPLX Service Conductor	$ 2.78	$ 4.64	$ 8.32	OH	
#336 TPLX	#336 TPLX Conductor	$ 2.78	$ 4.64	$ 8.32	OH	
#4 AL QPLX	#4 QPLX Conductor	$ 2.78	$ 4.64	$ 8.32	OH	
#4 HDCU	#4 Copper Conductor HD (RETIRE ONLY)		$ 4.64		OH	
#4 TPLX	#4 TPLX Conductor	$ 2.78	$ 4.64	$ 8.32	OH	
#4/0 ACSR	#4/0 ACSR Conductor	$ 2.55	$ 1.98	$ 8.32	OH	
20-3	20 Foot Class 3 Wood Pole		$ 812.56		OH	
20-4	20 Foot Class 4 Wood Pole		$ 812.56		OH	
20-5	20 Foot Class 5 Wood Pole		$ 812.56		OH	
20-6	20 Foot Class 6 Wood Pole		$ 812.56		OH	
25-2	25 Foot Class 2 Wood Pole		$ 812.56		OH	
25-3	25 Foot Class 3 Wood Pole		$ 812.56		OH	
25-5	25 Foot Class 5 Wood Pole		$ 812.56		OH	
25-6	25 Foot Class 6 Wood Pole		$ 812.56		OH	
25-7	25 Foot Class 7 Wood Pole		$ 812.56		OH	
30-2	30 Foot Class 2 Wood Pole		$ 812.56		OH	
30-3	30 Foot Class 3 Wood Pole		$ 812.56		OH	
30-4	30 Foot Class 4 Wood Pole		$ 812.56		OH	
30-5	30 Foot Class 5 Wood Pole		$ 812.56		OH	
30-6	30 Foot Class 6 Wood Pole		$ 812.56		OH	
30-7	30 Foot Class 7 Wood Pole		$ 812.56		OH	
35-2	35 Foot Class 2 Wood Pole		$ 812.56		OH	
35-3	35 Foot Class 3 Wood Pole		$ 812.56		OH	
35-5	35 Foot Class 5 Wood Pole		$ 812.56		OH	
35-6	35 Foot Class 6 Wood Pole		$ 812.56		OH	
35-7	35 Foot Class 7 Wood Pole		$ 812.56		OH	
40-1	40 Foot Class 1 Wood Pole		$ 812.56		OH	
40-2	40 Foot Class 2 Wood Pole		$ 812.56		OH	
40-4	40 Foot Class 4 Wood Pole		$ 812.56		OH	

40-5	40 Foot Class 5 Wood Pole		$ 812.56		OH	
40-6	40 Foot Class 6 Wood Pole		$ 812.56		OH	
45-3	45 Foot Class 3 Wood Pole		$ 832.12		OH	
45-4	45 Foot Class 4 Wood Pole		$ 832.12		OH	
45-5	45 Foot Class 5 Wood Pole		$ 832.12		OH	
45-8	45 Foot Class 8 Wood Pole		$ 832.12		OH	
50-3	50 Foot Class 3 Wood Pole		$ 832.12		OH	
50-4	50 Foot Class 4 Wood Pole		$ 832.12		OH	
50-5	50 Foot Class 5 Wood Pole		$ 832.12		OH	
55-2	55 Foot Class 2 Wood Pole		$ 832.12		OH	
55-3	55 Foot Class 3 Wood Pole		$ 832.12		OH	
55-4	55 Foot Class 4 Wood Pole		$ 832.12		OH	
60-2	60 Foot Class 2 Wood Pole		$ 832.12		OH	
60-3	60 Foot Class 3 Wood Pole		$ 832.12		OH	
60-4	60 Foot Class 4 Wood Pole		$ 832.12		OH	
65-2	65 Foot Class 2 Wood Pole		$ 832.12		OH	
70-1	70 Foot Class 1 Wood Pole	$ 2,983.78	$ 1,343.03	$ -	OH	A in the Scope of work Section ii3A (important Considerations). Digging hole with dirt auger. Hand Dig, Rock encounters, Hole Vacumming,
75-1	75 Foot Class 1 Wood Pole	$ 2,983.78	$ 1,343.03	$ -	OH	
80-2	80 Foot Class 2 Wood Pole		$ 1,343.03		OH	
BRKT-3	Aluma-Form Bracket *REMOVE ONLY*		$ 142.51		OH	
C50S	50 Foot Concrete Pole Self Supporting	$ 2,189.46	$ 1,843.03	$ -	OH	
D45-2	Pole-- Ductile Iron-- 45ft-- Class 2 *REMOVE ONLY*		$ 832.12		OH	
D45-H1	Pole-- Ductile Iron-- 45ft-- Class H1	$ 2,189.46	$ 832.12	$ -	OH	
D50-1	Pole-- Ductile Iron-- 50ft-- Class 1 *REMOVE ONLY*		$ 832.12		OH	
D50-2	Pole-- Ductile Iron-- 50ft-- Class 2 *REMOVE ONLY*		$ 832.12		OH	
D50-H1	Pole-- Ductile Iron-- 50ft-- Class H1	$ 2,189.46	$ 832.12	$ -	OH	
D50-H4	Pole-- Ductile Iron-- 50ft-- Class H4	$ 2,189.46	$ 832.12	$ -	OH	
D55-1	Pole-- Ductile Iron-- 55ft-- Class 1 *REMOVE ONLY*		$ 832.12		OH	

D55-2	Pole-- Ductile Iron-- 55ft-- Class 2 *REMOVE ONLY*		$ 832.12		OH	
D55-H4	Pole-- Ductile Iron-- 55ft-- Class H4 *REMOVE ONLY*		$ 832.12		OH	
D55-H8	Pole-- Ductile Iron-- 55ft-- Class H8	$ 2,467.23	$ 832.12	$ -	OH	
D60-1	Pole-- Ductile Iron-- 60ft-- Class 1 *REMOVE ONLY*		$ 832.12		OH	
D60-H1	Pole-- Ductile Iron-- 60ft-- Class H1	$ 2,467.23	$ 832.12	$ -	OH	
D60-H3	Pole-- Ductile Iron-- 60ft-- Class H3 *REMOVE ONLY*		$ 832.12		OH	
D60-H4	Pole-- Ductile Iron-- 60ft-- Class H4 *REMOVE ONLY*		$ 832.12		OH	
D60-H5	Pole-- Ductile Iron-- 60ft-- Class H5 *REMOVE ONLY*		$ 832.12		OH	
D60-H6	Pole-- Ductile Iron-- 60ft-- Class H6 *REMOVE ONLY*		$ 832.12		OH	
D60-H8	Pole-- Ductile Iron-- 60ft-- Class H8	$ 2,467.23	$ 832.12	$ -	OH	
D65-1	Pole-- Ductile Iron-- 65ft-- Class 1 *REMOVE ONLY*		$ 832.12		OH	
D65-H1	Pole-- Ductile Iron-- 65ft-- Class H1	$ 2,467.23	$ 832.12	$ -	OH	
D70-1	Pole-- Ductile Iron-- 70ft-- Class 1 *REMOVE ONLY*		$ 1,343.03		OH	
D70-H1	Pole-- Ductile Iron-- 70ft-- Class H1	$ 2,983.78	$ 1,343.03	$ -	OH	
D75-1	Pole-- Ductile Iron-- 75ft-- Class 1 *REMOVE ONLY*		$ 1,343.03		OH	
D75-H1	Pole-- Ductile Iron-- 75ft-- Class H1	$ 2,983.78	$ 1,343.03	$ -	OH	
DC-FVC8(12ft)	Double Circuit FG Dbl DE on 12' Xarms	$ 1,718.73	$ 635.04	$ 1,883.02	OH	
DC-VC1	Dbl Circ. Inline	$ 1,023.57	$ 635.04	$ 1,326.89	OH	
DC-VC1 (12)	Dbl Circ. Inline with 12' arm on bottom	$ 1,023.57	$ 635.04	$ 1,326.89	OH	
DC-VC1 (8)	Dbl Circuit Inline with 8' top and 10' bottom arms	$ 1,023.57	$ 635.04	$ 1,326.89	OH	
DC-VC1-2	Dbl Circ. 2Xarm Lg. Cond.	$ 1,023.57	$ 635.04	$ 1,326.89	OH	
DC-VC2	3Ph Dbl Circ. Sm Ang	$ 1,023.57	$ 635.04	$ 1,326.89	OH	
DC-VC3 (NO MATERIAL)	3Ph Dbl Circ. Vert. Constr.	$ 1,718.73	$ 635.04	$ 1,883.02	OH	
DC-VC4-1 (NO MATERIALS)	3Ph Dbl Circ. Vert. Constr.	$ 1,718.73	$ 635.04	$ 1,883.02	OH	
DC-VM3-17V	DC Vertical Three phase ABS - Top Bottom Tie	$ 2,879.43	$ 2,625.37	$ 5,504.80	OH	

DTM-Loop	Ubicquia Transformer Monitor - Loop Fed	$ 378.00	$ 170.10	$ 548.10	UG	
DTM-Radial	Ubicquia Transformer Monitor - Radial Fed	$ 294.00	$ 132.30	$ 487.30	UG	
DVG110-3 240-120	1Ph 3kVA Xfmr Bank *RETIRE ONLY*		$ 269.62		OH	
DVG210-15/50kVA 240 OY-	2Ph 15/50kVA Xfmr Bank	$ 1,566.20	$ 539.24	$ 2,105.44	OH	
DVG210-15kVA	2Ph (2) 15kVA Transformer Bank	$ 1,566.20	$ 539.24	$ 2,105.44	OH	
DVG210-167kVA 240 OY-OD	2Ph (2) 167kVA Xfmr Bank 240	$ 1,956.68	$ 724.60	$ 2,681.28	OH	
DVG210-25/10kVA 240	2Ph 25/10 kVA Xfmr Bank OY-OD 240	$ 1,566.20	$ 539.24	$ 2,105.44	OH	
DVG210-25/15kVA 240	2Ph 25/10 kVA Xfmr Bank OY-OD 240	$ 1,566.20	$ 539.24	$ 2,105.44	OH	
DVG210-25/50 240 OY	2Ph 25/50kVA Xfmr Bank	$ 1,566.20	$ 539.24	$ 2,105.44	OH	
DVG210-25kVA 240 OY-OD	2Ph (2) 25kVA Xfmr Bank 240	$ 1,566.20	$ 539.24	$ 2,105.44	OH	
DVG210-37.5 240 OY-OD	2Ph (2) 37.5kVA Xfmr Bank 240	$ 1,566.20	$ 539.24	$ 2,105.44	OH	
DVG220-37.5/50kVA 240/480-MISSING 35kVA	2Ph (2) 37.5/50 kVA Xfmr Bank 240/480	$ 1,566.20	$ 539.24	$ 2,105.44	OH	
DVG310-100kVA 208/120	3Ph (3) 100kVA Xfmr Bank 120/208	$ 2,935.02	$ 1,086.90	$ 4,021.92	OH	
DVG310-10kVA 208/120	3Ph (3) 10kVA Xfmr Bank 120/208	$ 2,349.30	$ 808.86	$ 3,158.16	OH	
DVG310-15kVA 208/120	3Ph (3) 15 Xfmr Bank 120/208	$ 2,349.30	$ 808.86	$ 3,158.16	OH	
DVG310-167kVA 208/120	3Ph (3) 167kVA Xfmr Bank 120/208	$ 2,935.02	$ 1,086.90	$ 4,021.92	OH	
DVG310-25kVA 120/208	3Ph (3) 25kVA Xfmr Bank 120/208	$ 2,349.30	$ 808.86	$ 3,158.16	OH	
DVG310-50kVA	3Ph (3) 50kVA Xfmr Bank 120/208	$ 2,349.30	$ 808.86	$ 3,158.16	OH	
DVG310-75kVA 208/120	3Ph (3) 75kVA Xfmr Bank 120/208	$ 2,935.02	$ 1,086.90	$ 4,021.92	OH	
DVG311-100kVA 277/480	3Ph (3) 100kVA Xfmr Bank 277/480	$ 2,935.02	$ 1,086.90	$ 4,021.92	OH	
DVG311-10kVA 277/480	3Ph (3) 10kVA Xfmr Bank 277/480	$ 2,349.30	$ 808.86	$ 3,158.16	OH	
DVG311-15kVA 480/277	3Ph (3) 15kVA Xfmr Bank 277/480	$ 2,349.30	$ 808.86	$ 3,158.16	OH	
DVG311-25 277/480kVA	3Ph (3) 25kVA Xfmr Bank 277/480	$ 2,349.30	$ 808.86	$ 3,158.16	OH	
DVG311-37.5kVA 480/277 **Missing 37.5 kVA XFMR	3Ph (3) 37.5kVA Xfmr Bank 277/480	$ 2,349.30	$ 808.86	$ 3,158.16	OH	
E1-2-1	3/8 Single Down Guy (Additional Insulator)	$ 219.54	$ 172.69	$ 392.23	OH	
F1-2	*Retirement Only* - Anchor-Expanding 8000 Lb.		$ 147.17		OH	
F1-3	*Retirement Only* - Anchor Expanding 12000 lb		$ 147.17		OH	
F1-4 (DH)	Anchor- Double Helix - RETIRE ONLY		$ 147.17		OH	
FUSE-3PH-R	Removal of 3 Fuses	$ -	$ 60.00	$ -	OH	
FUSE-ABC-10T	(3) 10T Fuses	$ 75.00	$ 60.00	$ -	OH	
FVC1-AA	3 Phase 0-5 Degree Angle Fiberglass - Alley Arm	$ 852.98	$ 462.94	$ 981.97	OH	

FVC1-LN	3Ph 8' FG Tangent- Less Neutral	$ 852.98	$ 462.94	$ 981.97	OH	
FVC7-1	3Ph 10' FG Single-Deadend - Neutral on Arm	$ 1,145.82	$ 545.08	$ 1,352.72	OH	
FVC7-NP (NEEDS UPDATE)	3Ph 8' FG Deadend - Narrow Profile	$ 1,145.82	$ 545.08	$ 1,352.72	OH	
GCOMM	Relocate Communications Assembly	$ 298.12	$ -	$ 298.12	OH	Transferring Comm to a new pole (1 Unit = 1 attachement location, i.e. 1 height) Does include necessary hardware Pricing is based off of Tangent comm
Gpole Band - 62in	Band- Retaining- 11/4in x 62in	$ 42.00	$ 18.90	$ 60.90	OH	
Gpole Band - 86in	Band- Retaining- 11/4in x 86in	$ 42.00	$ 18.90	$ 60.90	OH	
GSEC	Relocate Secondary Assembly	$ 550.11	$ -	$ 550.11	OH	Transferring Secondary (going from pole to pole) to a new pole Does not include K14 as K14 will be called out seperately - Transfer ONLY
GSER	Relocate Service Assembly	$ 550.11	$ -	$ 550.11	OH	Transferring Service (going from pole to customer) to a new pole Does not include K14 as K14 will be called out seperately-Transfer ONLY
GUC6-2X	Three Phase Parallel Riser (4" PVC)	$ 7,019.83	$ 2,634.91	$ 9,657.74	UG	Risers do not include conduit 90s
GUC6-4	3Ph Primary Riser- 4in	$ 3,011.33	$ 1,505.66	$ 4,516.99	UG	Risers do not include conduit 90s
J8: #4 - #1/0	Secondary Assembly	$ 42.00	$ 18.90	$ 60.90	OH	
J-URTB (1-4in)	4in UD Trenchless Bore **LABOR COST OUT OF DATE**				UG	Renegade Group does not have in-house crews to perform this work. We could perform work through a sub-contractor if required
J-URTB (2-6in)	6in UD Trenchless Bore **LABOR COST OUT OF DATE**				UG	Renegade Group does not have in-house crews to perform this work. We could perform work through a sub-contractor if required
M26-5C-8-R	Relocate 8ft Streetlight Assembly	$ 245.77		$ 245.77	OH	
M26-5S-16-100W *Retire Only*	16 Arm w/ 100W Nema Sec Light	$ -	$ 98.56	$ -	OH	
M26-5S-2-100W *Retire Only*	2ft Arm w/ 100W Nema Sec Lgt	$ -	$ 98.56	$ -	OH	
M26-5S-8-100W *Retire Only*	8ft Arm w/ 100W Nema Sec Lgt	$ -	$ 98.56	$ -	OH	
M2-SL	Street Light Ground	$ 52.50	$ 23.63	$ 76.13	OH	

M40-11 #795 ACSR	#795 ACSR Armor Rod - RETIRE ONLY		$ 23.63		OH	
M5-14	8' Crossarm - RETIRE ONLY		$ 345.85		OH	
M5-16	10' Crossarm - RETIRE ONLY		$ 345.85		OH	
OH Crew Labor	1 hr of labor for OH	$ 650.00	$ -	$ -	OH	1 Hour / 4 Man Crew with equipment
POLE-TOP	**Topping Pole *REMOVE ONLY***		$ 198.97		OH	
~~R-CONCRETE-POLE~~	~~Removal of Concrete Pole - Labor Only~~				~~OH~~	
RECL-651RA-CUTIN	**27 kV ganged recloser - 651RA relay - DE Off Pole**	$ 1,895.32	$ 1,557.98	$ 3,453.30	OH	
RECL-651RA-V	27 kV ganged recloser - 651RA relay - With Riser	$ 1,895.32	$ 1,557.98	$ 3,453.30	OH	Risers do not include conduit 90s
RO-CAP-FIXED -- Use w/ Existing Assy	Relocate Fixed CAP Bank Assembly- Labor Only	$ 2,350.56		$ 2,350.56	OH	
RO-METER	**Transfer of Pole Mounted Meter and CTs**	$ 487.30		$ 487.30	OH	
RO-SECTIONALIZER	Transfer 1Ph OH SECTIONALIZER	$ 395.85		$ 395.85	OH	
RO-Tag -- Use w/ Existing Assy	Relocate Pole Number Assembly- Labor Only	$ 33.70		$ 33.70	OH	
RO-XFMR-1	Relocate 1Ph OH XFMR - use as NEW w/	$ 551.16		$ 551.16	OH	
RO-XFMR-2	Relocate 2Ph OH Transformers - Use w/	$ 1,102.32		$ 1,102.32	OH	
RO-XFMR-3	Relocate OH 3Ph Transformer - use w/ Retirement assly	$ 1,653.48		$ 1,653.48	OH	
S50-1	50 Foot Class 1 Steel Pole	$ 2,189.46	$ 832.12	$ -	OH	Proposed pole pricing follows Exhibit A in the Scope of work Section ii3A (important Considerations). Digging hole with dirt auger. Hand Dig, Rock encounters, Hole Vacumming, Excavations over 24" in diameter will be adder units or passthrough charges at cost +15% (outlined in third tab). Crane Services will use Crane Unit passthrough at cost +15%
S50-2	Class 2 50 ft Steel Pole - Valmont 1-17-24	$ 2,189.46	$ 832.12	$ -	OH	
S55-1	55 Foot Class 1 Steel Pole	$ 2,467.23	$ 832.12	$ -	OH	
S55-H1	Class H1 55 Ft Steel Pole	$ 2,467.23	$ 832.12	$ -	OH	
S55-H2	Class H2 55 ft Steel Pole - Valmont 1-17-24	$ 2,467.23	$ 832.12	$ -	OH	

S55-H3	Class H3 55 ft Steel Pole	$ 2,467.23	$ 832.12	$ -	OH	
S55-H4	Class H4 55 ft Steel Pole	$ 2,467.23	$ 832.12	$ -	OH	
S60-1	60 Foot Class 1 Steel Pole	$ 2,467.23	$ 832.12	$ -	OH	
S65-1	65 Foot Class 1 Steel Pole	$ 2,467.23	$ 832.12	$ -	OH	
S65-H4	Class H4 65 ft Steel Pole	$ 2,467.23	$ 832.12	$ -	OH	
SL-H	**Street Light Head Only**	$ 182.41	$ 94.29	$ 276.70	OH	
STUB	**Stub Pole *REMOVE ONLY***		$ 812.56		OH	
SVG 310-25kVA 120/208	3Ph (3) 25kVA Xfmr Bank	$ 2,349.30	$ 808.86	$ 3,158.16	OH	
SVG 310-50kVA 277/480	3Ph (3) 50kVA Xfmr Bank 277/480	$ 2,349.30	$ 808.86	$ 3,158.16	OH	
SVG 311-10kVA 277/480	3Ph (3) 10kVA Xfmr Bank 277/480	$ 2,349.30	$ 808.86	$ 3,158.16	OH	
SVG 311-25kVA 277/480	3Ph (3) 25kVA Xfmr Bank 277/480	$ 2,349.30	$ 808.86	$ 3,158.16	OH	
SVG110-75 120/240	1Ph 75kVA XFMR 120/240	$ 2,935.02	$ 1,086.90	$ 4,021.92	OH	
SVG310-75kVA 120/208	3Ph (3) 25kVA XFMR Bank 120/208	$ 2,349.30	$ 808.86	$ 3,158.16	OH	
SVG311 - 25kVA 277/480	3Ph (3) 25kVA Xfmr Bank 277/480	$ 2,349.30	$ 808.86	$ 3,158.16	OH	
SVG311-100kVA 277/480	3Ph (3) 100kVA Xfmr Bank 277/480	$ 2,935.02	$ 1,086.90	$ 4,021.92	OH	
SVG311-10kVA 277/480	3Ph (3) 10kVA Xfmr Bank 277/480	$ 2,349.30	$ 808.86	$ 3,158.16	OH	
SVG311-15 277/480	3Ph (3) 15kVA Xfmr Bank 277/480	$ 2,349.30	$ 808.86	$ 3,158.16	OH	
SVG311-37.5kVA 277/480	3Ph (3) 37.5kVA Xfmr Bank 277/480	$ 2,349.30	$ 808.86	$ 3,158.16	OH	
SVG311-50 277/480	3Ph (3) 50kVA Xfmr Bank	$ 2,349.30	$ 808.86	$ 3,158.16	OH	
SVG311-75 277/480 **MISSING XFMR**	3Ph (3) 75kVA Xfmr Bank 277/480	$ 2,935.02	$ 1,086.90	$ 4,021.92	OH	
UD #500	1-#1000MCM Al 25kV Urd. Cable	$ 12.19	$ 9.14	$ -	UG	Is this 500 MCM or 1000 MCM??
UD#1000 MCM Al 25kV	#1000 MCM AL 25kV	$ 12.19	$ 9.14	$ -	UG	
UD#4 AL DUPLEX	#4 Aluminum Duplex Cable	$ 7.68	$ 5.76	$ -	UG	
UD#500MCM 25kV Cu	#500MCM Cu 25kV Cable Urd.	$ 7.68	$ 5.76	$ -	UG	
UD#500MCM Al QPLX	#500 MCM Al QPLX Cable	$ 7.68	$ 5.76	$ -	UG	
UD#500MCM Cu QPLX	#500 MCM Cu QPLX	$ 7.68	$ 5.76	$ -	UG	
UD3 #1/0 Al 25kV	(3) #1/0 Al 25kV Urd. Cable	$ 9.14	$ 6.86	$ -	UG	
UD3 #4/0 Al 25kV	3-#4/0 Al 25kV Urd. Cable	$ 9.14	$ 6.86	$ -	UG	
UD3-1000MCM 25kV	3-#1000MCM Al 25kV Urd. Cable	$ 12.19	$ 9.14	$ -	UG	
UD3-500 MCM Cu 25kV	#500 3 Conductor 25kV	$ 12.19	$ 9.14	$ -	UG	
UDVG7-10 100kVA 120/240 Type 1	1Ph 100kVA DV Loop Feed 120/240 Type 1	$ 609.60	$ 457.20	$ 1,066.80	UG	
UDVG7-10 100kVA 120/240 Type 2	1Ph 100kVA DV Loop Feed 120/240 Type 2	$ 609.60	$ 457.20	$ 1,066.80	UG	

UDVG7-10 167kVA 120/240 Type 1	1Ph 167 kVA DV Loop Feed 240/120V - Type 1	$ 609.60	$ 457.20	$ 1,066.80	UG	
UDVG7-10 167kVA 120/240 Type 2	1Ph 167kVA DV Loop Feed 120/240 Type 2	$ 609.60	$ 457.20	$ 1,066.80	UG	
UDVG7-10 25 kVA 120/240 Type 2	1Ph 25kVA DV Loop Feed 120/240 Type 2	$ 609.60	$ 457.20	$ 1,066.80	UG	
UDVG7-10 25kVA 120/240 Type 1	1Ph 25kVA DV Loop Feed 120/240 - Type 1	$ 609.60	$ 457.20	$ 1,066.80	UG	
UDVG7-10 37.5 kVA 120/240	1Ph 37.5kVA DV Loop Feed 120/240	$ 609.60	$ 457.20	$ 1,066.80	UG	
UDVG7-10 50 120/240 Type 1	1Ph 50kVA DV Loop Feed 120/240 - Type 1	$ 609.60	$ 457.20	$ 1,066.80	UG	
UDVG7-10 50 kVA 120/240 Type 2	1Ph 50kVA DV Loop Feed 120/240	$ 609.60	$ 457.20	$ 1,066.80	UG	
UDVG7-10 75 120/240 Type 1	1Ph 75kVA DV Loop Feed 120/240 - Type 1	$ 609.60	$ 457.20	$ 1,066.80	UG	
UDVG7-10 75 kVA 120/240 Type 2	1Ph 75kVA DV Loop Feed 120/240	$ 609.60	$ 457.20	$ 1,066.80	UG	
UDVG7-10-3E 25 kVA 120/240 Type 2	1Ph 25kVA XFMR/Vacuum Switch Combo 120/240 Type 2		$ 457.20		UG	
UDVG7-11 25 kVA 240/480 Type 2	1Ph 25kVA DV Loop Feed 240/480	$ 609.60	$ 457.20	$ 1,066.80	UG	
UDVG7-12 1000 KVA 120/208	3PH 1000 KVA Loop Feed 120/208	$ 1,463.04	$ 1,097.28	$ 2,560.32	UG	
UDVG7-12 112.5 KVA 120/208	3 Ph 112.5kVA DV Loop Feed 120/208	$ 1,463.04	$ 1,097.28	$ 2,560.32	UG	
UDVG7-12 150 kVA 120/208	3Ph 150kVA DV Loop Feed 120/208	$ 1,463.04	$ 1,097.28	$ 2,560.32	UG	
UDVG7-12 1500 kVA 120/208	3PH 1500 KVA Loop Feed 120/208	$ 1,463.04	$ 1,097.28	$ 2,560.32	UG	
UDVG7-12 225 kVA 120/208	3Ph 225kVA DV Loop Feed 120/208	$ 1,463.04	$ 1,097.28	$ 2,560.32	UG	
UDVG7-12 300 KVA 120/208	3 PH 300KVA DV Loop Feed 120/208	$ 1,463.04	$ 1,097.28	$ 2,560.32	UG	
UDVG7-12 500 kVA 120/208	3PH 500kVA DV Loop Feed 120/208	$ 1,463.04	$ 1,097.28	$ 2,560.32	UG	
UDVG7-12 75 kVA 120/208	3PH 75kVA DV Loop Feed 120/208	$ 1,463.04	$ 1,097.28	$ 2,560.32	UG	
UDVG7-12 750 kVA 120/208	3PH 750kVA DV Loop Feed 120/208	$ 1,463.04	$ 1,097.28	$ 2,560.32	UG	
UDVG7-14 150 kVA 120/240 **XFMR has a cost of zero	3Ph 150kVA DV Loop Feed 120/240	$ 1,463.04	$ 1,097.28	$ 2,560.32	UG	
UDVG7-14 225 kVA 120/240 **XFMR has a cost of zero	3Ph 225kVA DV Loop Feed 120/240	$ 1,463.04	$ 1,097.28	$ 2,560.32	UG	
UDVG7-21 1000kVA 277/480	3PH 1000kVa DV Loop Feed 277/480	$ 1,463.04	$ 1,097.28	$ 2,560.32	UG	
UDVG7-21 112.5 kVA 277/480	3Ph 112.5kVA DV Loop Feed 277/480	$ 1,463.04	$ 1,097.28	$ 2,560.32	UG	
UDVG7-21 150 Kva 277/480	3Ph 150 kVA DV Loop Feed 480Y/277V	$ 1,463.04	$ 1,097.28	$ 2,560.32	UG	
UDVG7-21 1500kVA 277/480	3PH 1500 kVA DV Loop Feed 277/480	$ 1,463.04	$ 1,097.28	$ 2,560.32	UG	

UDVG7-21 2000kVA	3PH 2000kVA Loop Feed 277/480	$ 1,463.04	$ 1,097.28	$ 2,560.32	UG	
UDVG7-21 225 kVA 277/480	3Ph 225kVA DV Loop Feed 480/277	$ 1,463.04	$ 1,097.28	$ 2,560.32	UG	
UDVG7-21 2500kVA 277/480	3PH 2500kVA Loop Feed 277/480	$ 1,463.04	$ 1,097.28	$ 2,560.32	UG	
UDVG7-21 300 kVA 277/480	3Ph 300 kVA DV Loop Feed 277/480	$ 1,463.04	$ 1,097.28	$ 2,560.32	UG	
UDVG7-21 75 kVA 277/480	3Ph 75kVA DV Loop Feed 277/480	$ 1,463.04	$ 1,097.28	$ 2,560.32	UG	
UDVG7-21 750kVA 277/480	3Ph 750kVA DV Loop Feed 277/480	$ 1,463.04	$ 1,097.28	$ 2,560.32	UG	
UG Crew Labor	1 hr of labor for UG	$ 650.00	$ -	$ -	UG	1 Hour / 4 Man Crew with equipment
UGDEM1.1	Electronic Marker Ball	$ 105.00	$ 46.20	$ 151.20	UG	
UK5-1	Junction Box-- Secondary Aboveground-- 1Ph-- w/3 connectors	$ 975.36	$ 731.52	$ -	UG	
UK5-3	Junction Box-- Secondary Aboveground-- 3Ph-- w/4 connectors	$ 975.36	$ 731.52	$ -	UG	
UK5-5	Junction Box -- Secondary -- Milbank Tap Can	$ 975.36	$ 731.52	$ -	UG	
UK6	Hand Hole Junction 17" x 30"	$ 975.36	$ 731.52	$ -	UG	
UK6-12	Streetlight Junction Box - Small - 12"	$ 975.36	$ 731.52	$ -	UG	
UK6-SL	Hand Hole Junction 13" x 24"	$ 975.36	$ 731.52	$ -	UG	
UM12-1	Warning Sign - DANGER	$ 19.00	$ 14.70	$ -	UG	
UM1-5 PC	Single-Phase Pre-cast Transformer Pad				UG	Renegade Group does not have in-house crews to perform this work. We could perform work through a sub-contractor if required
UM1-5C-JB	1Ph Concrete Junction Box Pad				UG	Renegade Group does not have in-house crews to perform this work. We could perform work through a sub-contractor if required
UM1-5C-SP	Concrete Pad for Secondary Meter Pedestal				UG	Renegade Group does not have in-house crews to perform this work. We could perform work through a sub-contractor if required
UM1-5C-T1P	1 Ph Trans Type 1 Pad with adjacent Meter Pedestal				UG	Renegade Group does not have in-house crews to perform this work. We could perform work through a sub-contractor if required

UM1-5C-T2P	1 Ph Trans Type 2 Pad with adjacent Meter Pedestal				UG	Renegade Group does not have in-house crews to perform this work. We could perform work through a sub-contractor if required
UM1-5C-TA	1 Ph Transformer Pad				UG	Renegade Group does not have in-house crews to perform this work. We could perform work through a sub-contractor if required
UM1-6A-PM-PB	Primary Meter Pad with 4x8 pull box underneath				UG	Renegade Group does not have in-house crews to perform this work. We could perform work through a sub-contractor if required
UM1-6A-SA-PB	SWG pad with 4x8 pullbox underneath				UG	Renegade Group does not have in-house crews to perform this work. We could perform work through a sub-contractor if required
UM1-6A-VS	1PH Vacuum Switch Pad				UG	Renegade Group does not have in-house crews to perform this work. We could perform work through a sub-contractor if required
UM1-6C-ATS	27 kV 6 Way SF6 Gas Switch				UG	Renegade Group does not have in-house crews to perform this work. We could perform work through a sub-contractor if required
UM1-6C-JB	3-Phase Junction Box Pad 200 or 600 AMP				UG	Renegade Group does not have in-house crews to perform this work. We could perform work through a sub-contractor if required
UM1-6C-SA	Switch Gear Pad 100" X 86"				UG	Renegade Group does not have in-house crews to perform this work. We could perform work through a sub-contractor if required
UM1-6C-SA - Pre-Cast	Pre-Cast Pad - Switchgear				UG	Renegade Group does not have in-house crews to perform this work. We could perform work through a sub-contractor if required

UM1-6C-SA - PVI-52	Pre-Cast Pad - Switchgear PVI-52				UG	Renegade Group does not have in-house crews to perform this work. We could perform work through a sub-contractor if required
UM1-6C-SA - PVI62F	Pre-Cast Pad - Switchgear PVI62F				UG	Renegade Group does not have in-house crews to perform this work. We could perform work through a sub-contractor if required
UM1-6C-SA1	Switch Gear Pad 174" X 136"				UG	Renegade Group does not have in-house crews to perform this work. We could perform work through a sub-contractor if required
UM1-6C-SA-PB	SWG Pad with 4x8 Pullbox Underneath				UG	Renegade Group does not have in-house crews to perform this work. We could perform work through a sub-contractor if required
UM1-6C-TA	3-Phase Concrete Transformer Pad (75 - 500kVA)				UG	Renegade Group does not have in-house crews to perform this work. We could perform work through a sub-contractor if required
UM1-6C-TA1	3-Phase Concrete Transformer Pad (75 - 500kVA)				UG	Renegade Group does not have in-house crews to perform this work. We could perform work through a sub-contractor if required
UM1-6C-TA2	3-Phase Concrete Transformer Pad (750 - 2500kVA)				UG	Renegade Group does not have in-house crews to perform this work. We could perform work through a sub-contractor if required
UM22.5-P-6	6in 22.5 Degree PVC Elbow				UG	Renegade Group does not have in-house crews to perform this work. We could perform work through a sub-contractor if required
UM3-14	1-Phase Junction Box				UG	Renegade Group does not have in-house crews to perform this work. We could perform work through a sub-contractor if required

UM33	Junction Box - 3-Phase				UG	Renegade Group does not have in-house crews to perform this work. We could perform work through a sub-contractor if required
UM3E-1A	Single-Phase Pad-Mounted Vacuum Switch	$ 975.36	$ 731.52		UG	
UM3E-3-11-600Amp	3Ph Pad-Mount Switchgear (3-Source - 1 600A Load)	$ 1,463.04	$ 1,097.28		UG	
UM3E-3-62 600A (SD)	3Ph Pad-Mounted Switchgear 2 Source & 4 Load (SD)	$ 1,463.04	$ 1,097.28		UG	
UM3E-3-9 600A	3Ph Pad-Mount Switchgear (2-Source - 2 Load) 600A	$ 1,463.04	$ 1,097.28		UG	
UM3E-3-9 600A (SD)	3Ph Pad-Mount Switchgear (2-Source - 2 Load) 600A (SD)	$ 1,463.04	$ 1,097.28		UG	
UM45-P-2	2in 45 Degree PVC Elbow				UG	Renegade Group does not have in-house crews to perform this work. We could perform work through a sub-contractor if required
UM45-P-3-24in	3in 45 degree PVC Elbow - 24in radius				UG	Renegade Group does not have in-house crews to perform this work. We could perform work through a sub-contractor if required
UM45-P-3-48	3in 45 Degree PVC Elbow - 48in radius				UG	Renegade Group does not have in-house crews to perform this work. We could perform work through a sub-contractor if required
UM45-P-4-24in	4in 45 Degree PVC Elbow - 24in radius				UG	Renegade Group does not have in-house crews to perform this work. We could perform work through a sub-contractor if required
UM45-P-4-48in	4in 45 Degree PVC Elbow - 48in radius				UG	Renegade Group does not have in-house crews to perform this work. We could perform work through a sub-contractor if required

UM45-P-6	6in 45 Degree PVC Elbow				UG	Renegade Group does not have in-house crews to perform this work. We could perform work through a sub-contractor if required
UM45-S-2	2in 45 Degree Steel Elbow				UG	Renegade Group does not have in-house crews to perform this work. We could perform work through a sub-contractor if required
UM45-S-3in (48in)	3in Rigid Steel 45 Degree (48in Radius)				UG	Renegade Group does not have in-house crews to perform this work. We could perform work through a sub-contractor if required
UM48-1	1Ph- Grounding Assembly	$ 60.96	$ 45.72	$ 106.68	UG	
UM5 Riser Conduit - 2in	2 Secondary Riser Conduit"	$ 731.52	$ 548.64	$ 1,280.16	UG	Risers do not include conduit 90s
UM5 Riser Conduit - 3in	3 Secondary Riser Conduit"	$ 731.52	$ 548.64	$ 1,280.16	UG	Risers do not include conduit 90s
UM50-2inB	2in Pipe Base				UG	Renegade Group does not have in-house crews to perform this work. We could perform work through a sub-contractor if required
UM50-2inS	2in Pipe Spacer				UG	Renegade Group does not have in-house crews to perform this work. We could perform work through a sub-contractor if required
UM50-3in-B	3in Conduit Spacer Base				UG	Renegade Group does not have in-house crews to perform this work. We could perform work through a sub-contractor if required
UM50-3in-S	3in Intermediate - Pipe Spacer				UG	Renegade Group does not have in-house crews to perform this work. We could perform work through a sub-contractor if required
UM50-4inB	4in Pipe Base				UG	Renegade Group does not have in-house crews to perform this work. We could perform work through a sub-contractor if required

UM50-4inS	4in Pipe Spacer				UG	Renegade Group does not have in-house crews to perform this work. We could perform work through a sub-contractor if required
UM50-6inB	6in Pipe Base				UG	Renegade Group does not have in-house crews to perform this work. We could perform work through a sub-contractor if required
UM50-BELL2	2in PVC Conduit Bell Conduit				UG	Renegade Group does not have in-house crews to perform this work. We could perform work through a sub-contractor if required
UM50-BELL3	3in PVC Conduit Bell End				UG	Renegade Group does not have in-house crews to perform this work. We could perform work through a sub-contractor if required
UM50-BELL4	4in PVC Conduit Bell End				UG	Renegade Group does not have in-house crews to perform this work. We could perform work through a sub-contractor if required
UM50-BELL6	6in PVC Conduit Bell End				UG	Renegade Group does not have in-house crews to perform this work. We could perform work through a sub-contractor if required
UM50-COUPLING-2	2in PVC Conduit Coupling				UG	Renegade Group does not have in-house crews to perform this work. We could perform work through a sub-contractor if required
UM50-COUPLING-3	3in PVC Conduit Coupling				UG	Renegade Group does not have in-house crews to perform this work. We could perform work through a sub-contractor if required
UM50-COUPLING-4	4in PVC Conduit Coupling				UG	Renegade Group does not have in-house crews to perform this work. We could perform work through a sub-contractor if required

UM50-COUPLING-6	6in PVC Conduit Coupling				UG	Renegade Group does not have in-house crews to perform this work. We could perform work through a sub-contractor if required
UM50-Coupling-HDPE-4	Transition Coupling - 4in - HDPE-PVC				UG	Renegade Group does not have in-house crews to perform this work. We could perform work through a sub-contractor if required
UM50-FA-2	2in PVC Female Adapter to PVC				UG	Renegade Group does not have in-house crews to perform this work. We could perform work through a sub-contractor if required
UM50-FA-3	3in PVC Female Adapter to PVC				UG	Renegade Group does not have in-house crews to perform this work. We could perform work through a sub-contractor if required
UM50-FA-4	4in PVC Female Adapter to PVC				UG	Renegade Group does not have in-house crews to perform this work. We could perform work through a sub-contractor if required
UM50-FA-6	6in PVC Female Adapter to PVC				UG	Renegade Group does not have in-house crews to perform this work. We could perform work through a sub-contractor if required
UM50-HDPE-4	4' HDPE-SDR-11 Conduit				UG	Renegade Group does not have in-house crews to perform this work. We could perform work through a sub-contractor if required
UM50-P-1	1in PVC Conduit SCH40				UG	Renegade Group does not have in-house crews to perform this work. We could perform work through a sub-contractor if required
UM50-P-2	2in PVC Conduit SCH40				UG	Renegade Group does not have in-house crews to perform this work. We could perform work through a sub-contractor if required

UM50-P-2 COMM	2in PVC Conduit SCH40 Communications				UG	Renegade Group does not have in-house crews to perform this work. We could perform work through a sub-contractor if required
UM50-P-2A	2-2in PVC Conduits SCH40				UG	Renegade Group does not have in-house crews to perform this work. We could perform work through a sub-contractor if required
UM50-P-2B	3-2in PVC Conduit SCH40				UG	Renegade Group does not have in-house crews to perform this work. We could perform work through a sub-contractor if required
UM50-P-2C	4-2in PVC Conduits SCH40				UG	Renegade Group does not have in-house crews to perform this work. We could perform work through a sub-contractor if required
UM50-P-2D	5-2in PVC Conduits SCH40				UG	Renegade Group does not have in-house crews to perform this work. We could perform work through a sub-contractor if required
UM50-P-2E	6-2in PVC Conduits SCH40				UG	Renegade Group does not have in-house crews to perform this work. We could perform work through a sub-contractor if required
UM50-P-3	3in PVC Conduit SCH40				UG	Renegade Group does not have in-house crews to perform this work. We could perform work through a sub-contractor if required
UM50-P-3A	2-3in PVC Conduits SCH40				UG	Renegade Group does not have in-house crews to perform this work. We could perform work through a sub-contractor if required
UM50-P-3B	3-3in PVC Conduits SCH40				UG	Renegade Group does not have in-house crews to perform this work. We could perform work through a sub-contractor if required

UM50-P-3C	4-3in PVC Conduits SCH40				UG	Renegade Group does not have in-house crews to perform this work. We could perform work through a sub-contractor if required
UM50-P-3D	5-3in PVC Conduits SCH40				UG	Renegade Group does not have in-house crews to perform this work. We could perform work through a sub-contractor if required
UM50-P-4	4in PVC Conduit SCH40				UG	Renegade Group does not have in-house crews to perform this work. We could perform work through a sub-contractor if required
UM50-P-4 COMM	4in PVC Conduit SCH40 for Comm.				UG	Renegade Group does not have in-house crews to perform this work. We could perform work through a sub-contractor if required
UM50-P-4A	2-4in PVC SCH40				UG	Renegade Group does not have in-house crews to perform this work. We could perform work through a sub-contractor if required
UM50-P-4A COMM	2-4in PVC SCH40 Communications				UG	Renegade Group does not have in-house crews to perform this work. We could perform work through a sub-contractor if required
UM50-P-4B	3-4in PVC Conduits SCH40				UG	Renegade Group does not have in-house crews to perform this work. We could perform work through a sub-contractor if required
UM50-P-4C	4-4in PVC Conduits SCH40				UG	Renegade Group does not have in-house crews to perform this work. We could perform work through a sub-contractor if required
UM50-P-4D	5-4in PVC Conduits SCH40				UG	Renegade Group does not have in-house crews to perform this work. We could perform work through a sub-contractor if required

UM50-P-4E	6-4in PVC Conduits SCH40				UG	Renegade Group does not have in-house crews to perform this work. We could perform work through a sub-contractor if required
UM50-P-4G	8-4in PVC Conduits SCH40				UG	Renegade Group does not have in-house crews to perform this work. We could perform work through a sub-contractor if required
UM50-P-4K	12-4in PVC Conduits SCH40				UG	Renegade Group does not have in-house crews to perform this work. We could perform work through a sub-contractor if required
UM50-P-6	6in PVC Conduit SCH40				UG	Renegade Group does not have in-house crews to perform this work. We could perform work through a sub-contractor if required
UM50-P-6A	2-6in PVC Conduit SCH40				UG	Renegade Group does not have in-house crews to perform this work. We could perform work through a sub-contractor if required
UM50-P-6B	3-6in PVC Conduit SCH40				UG	Renegade Group does not have in-house crews to perform this work. We could perform work through a sub-contractor if required
UM50-P-6C	4-6in PVC Conduit SCH40				UG	Renegade Group does not have in-house crews to perform this work. We could perform work through a sub-contractor if required
UM50-P-6D	5-6in PVC Conduit SCH40				UG	Renegade Group does not have in-house crews to perform this work. We could perform work through a sub-contractor if required
UM50-P-6E	6-6in PVC Conduit SCH40				UG	Renegade Group does not have in-house crews to perform this work. We could perform work through a sub-contractor if required

UM50-P-6F	7-6in PVC Conduit SCH40				UG	Renegade Group does not have in-house crews to perform this work. We could perform work through a sub-contractor if required
UM50-P-6G	8-6in PVC Conduit SCH40				UG	Renegade Group does not have in-house crews to perform this work. We could perform work through a sub-contractor if required
UM50-P-6I	10-6in PVC Conduit SCH40				UG	Renegade Group does not have in-house crews to perform this work. We could perform work through a sub-contractor if required
UM50-PLUG-2	2in PVC Conduit Plug				UG	Renegade Group does not have in-house crews to perform this work. We could perform work through a sub-contractor if required
UM50-PLUG-4	4in PVC Conduit Plug				UG	Renegade Group does not have in-house crews to perform this work. We could perform work through a sub-contractor if required
UM50-PLUG-6	6in PVC Conduit Plug				UG	Renegade Group does not have in-house crews to perform this work. We could perform work through a sub-contractor if required
UM52-3 (Blue)	"Blue" UD Cable Tag	$ 6.10			UG	
UM5-3	3" Secondary Riser Terminal	$ 731.52	$ 548.64	$ 1,280.16	UG	Risers do not include conduit 90s
UM5-4	4" Secondary Riser Terminal	$ 731.52	$ 548.64	$ 1,280.16	UG	Risers do not include conduit 90s
UM5-6	6" Secondary Riser	$ 731.52	$ 548.64	$ 1,280.16	UG	Risers do not include conduit 90s
UM6-21 15B	Retire - 3 Point Junction 200A (Galv-brkt)		$ 365.76		UG	
UM6-22 15B	Retire - 4 Point Junction 200A (Galv-brkt)		$ 365.76		UG	
UM6-23-4	4 Point Junction 600A JBox W/ Brackets	$ 487.68	$ 365.76	$ 853.44	UG	
UM6-23-5	4 Point Junction 600A Pull Box W/ Brackets	$ 487.68	$ 365.76	$ 853.44	UG	
UM6-24 #4/0	Termination Kit- #4/0 Al- 25 kV	$ 121.92	$ 91.44		UG	
UM6-4 200	Fault Indicator 200 Amp- Underground Cable- FCI Load Tracker LM URD =0.8" to 1.6" cable	$ 60.96	$ 45.72	$ 106.68	UG	

UM90-P-1	1in 90 Degree PVC Elbow	$ -	$ -		UG	Renegade Group does not have in-house crews to perform this work. We could perform work through a sub-contractor if required
UM90-P-2	2in PVC Conduit 90	$ -	$ -		UG	Renegade Group does not have in-house crews to perform this work. We could perform work through a sub-contractor if required
UM90-P-3-24in	3in PVC Conduit 90 - 24in radius	$ -	$ -		UG	Renegade Group does not have in-house crews to perform this work. We could perform work through a sub-contractor if required
UM90-P-3-48in	3in PVC Conduit 90 - 48in radius	$ -	$ -		UG	Renegade Group does not have in-house crews to perform this work. We could perform work through a sub-contractor if required
UM90-P-4-24in	4in PVC Conduit 90 - 24in radius	$ -	$ -		UG	Renegade Group does not have in-house crews to perform this work. We could perform work through a sub-contractor if required
UM90-P-4-36in	4in PVC Conduit 90 - 36in radius	$ -	$ -		UG	Renegade Group does not have in-house crews to perform this work. We could perform work through a sub-contractor if required
UM90-P-4-48in	4in PVC Conduit 90 - 48in radius	$ -	$ -		UG	Renegade Group does not have in-house crews to perform this work. We could perform work through a sub-contractor if required
UM90-P-6	6in 90 Degree PVC Elbow	$ -	$ -		UG	Renegade Group does not have in-house crews to perform this work. We could perform work through a sub-contractor if required
UM90-S-1	1in Rigid Steel 90 deg	$ -	$ -		UG	Renegade Group does not have in-house crews to perform this work. We could perform work through a sub-contractor if required

UM90-S-2	2in Rigid Steel 90 (36in long rad.)	$ -	$ -		UG	Renegade Group does not have in-house crews to perform this work. We could perform work through a sub-contractor if required
UM90-S-3in-36in	3in Rigid Steel 90 (36in long rad.)	$ -	$ -		UG	Renegade Group does not have in-house crews to perform this work. We could perform work through a sub-contractor if required
UM90-S-3in-48in	3in Rigid Steel 90 (48in long rad.)	$ -	$ -		UG	Renegade Group does not have in-house crews to perform this work. We could perform work through a sub-contractor if required
UM90-S-4in-36in	4in Rigid Steel 90 (36in radius)	$ -	$ -		UG	Renegade Group does not have in-house crews to perform this work. We could perform work through a sub-contractor if required
UM90-S-4in-48in	4' Rigid Steel 90 (48in Radius)	$ -	$ -		UG	Renegade Group does not have in-house crews to perform this work. We could perform work through a sub-contractor if required
UM90-S-6in-60in	6in Rigid Steel 90 (60in Radius)	$ -	$ -		UG	Renegade Group does not have in-house crews to perform this work. We could perform work through a sub-contractor if required
UM-AUGER	Cost of Auger services for accounting purposes.	$ 173.31			UG	In Rock / Hourly
UM-AUGER-1	One Ft. of Digging with Auger (For setting Pole Deep)	$ 173.31			UG	In Rock-Per Foot w/machine
UM-CONCRETE-1	1 Yard of Concrete - For Pole Fill	Pass-Through			UG	Request Pass-Through (Cost +15%)
UM-CRANE	Crane Cost per XFMR	Pass-Through			UG	Request Pass-Through (Cost +15%)
UM-FLOWABLE-1	1 Yard of flowable fill	Pass-Through			UG	Request Pass-Through (Cost +15%)

UM-HYDRO	USE PER FT of hydro mulch/seed				UG	Renegade Group does not have in-house crews to perform this work. We could perform work through a sub-contractor if required
UM-JB-EXT	GROUND SLEEVE FOR JUNCTION BOX 20 IN X 66 IN X 22 IN				UG	Renegade Group does not have in-house crews to perform this work. We could perform work through a sub-contractor if required
UM-MH2	8'X12'X8' Quickset Manhole - RETIRE ONLY				UG	Renegade Group does not have in-house crews to perform this work. We could perform work through a sub-contractor if required
UM-MH3	Oldcastle 10'9"x10'9"x7' Octagonal MH- 4-WAY-MH-3P - RETIRE ONLY				UG	Renegade Group does not have in-house crews to perform this work. We could perform work through a sub-contractor if required
UM-MH4	Oldcastle 9'x11'x8.5' MH-810-EL - RETIRE ONLY				UG	Renegade Group does not have in-house crews to perform this work. We could perform work through a sub-contractor if required
UM-PB	Primary Pull Box (Closed Bottom)				UG	Renegade Group does not have in-house crews to perform this work. We could perform work through a sub-contractor if required
UM-PB-COMM	Communications Pull Box				UG	Renegade Group does not have in-house crews to perform this work. We could perform work through a sub-contractor if required
UM-PB-CR	4'X8'X4' Concrete Pull Box in Rock				UG	Renegade Group does not have in-house crews to perform this work. We could perform work through a sub-contractor if required
UM-PB-DEEP	Primary Pull Box (Closed Bottom) -- 4X8X6				UG	Renegade Group does not have in-house crews to perform this work. We could perform work through a sub-contractor if required

UM-PB-EXT	Primary Pull Box 2' Extension				UG	Renegade Group does not have in-house crews to perform this work. We could perform work through a sub-contractor if required
UM-PB-LID	**Pull Box - Lid**	$ 105.00	$ 46.20	$ 151.20	UG	
UR-HAND	**Hand Dig in Rock (one foot)**	$ 250.00			UG	
~~US1-4~~	~~Substation Feeder Riser - 4"~~				~~UG~~	
USL-CF-B	Concrete Streetlight Foundation (24" Dia. X 84" Dep.)				UG	Renegade Group does not have in-house crews to perform this work. We could perform work through a sub-contractor if required
USL-CF-BR	Concrete Streetlight Foundation in Rock (24" Dia. X 84" Dep.)				UG	Renegade Group does not have in-house crews to perform this work. We could perform work through a sub-contractor if required
USVG7-10 100kVA 120/240 Type 1	1Ph 100kVA 14.4 Loop Feed 120/240 Type 1	$ 975.36	$ 731.52	$ 1,706.88	UG	
USVG7-10 167kVA 120/240 Type 1	1Ph 167kVA 14.4 Loop Feed 120/240 Type 1	$ 975.36	$ 731.52	$ 1,706.88	UG	
USVG7-10 25kVA 120/240 Type 1	1Ph 25kVA 14.4 Loop Feed 120/240 - Type 1	$ 975.36	$ 731.52	$ 1,706.88	UG	
USVG7-10 50kVA 120/240 Type 1	1Ph 50kVA 14.4 Loop Feed 120/240 - Type 1	$ 975.36	$ 731.52	$ 1,706.88	UG	
USVG7-10 75kVA 120/240 Type 1	1Ph 75kVA 14.4 Loop Feed 120/240 - Type 1	$ 975.36	$ 731.52	$ 1,706.88	UG	
USVG7-10-3E 25 kVA 120/240 Type 1	1Ph 25kVA XFMR/Vacuum Switch Combo Type 1 - RETIRE ONLY		$ 731.52		UG	
USVG7-11 25 kVA 240/480 **XFMR has a cost of zero**	1Ph 25kVA 14.4 Loop Feed 240/480V Type 1	$ 975.36	$ 731.52	$ 1,706.88	UG	
USVG7-12 1000 KVA 120/208	3PH 1000 KVA 14.4 Loop Feed 120/208	$ 1,463.04	$ 1,097.28	$ 2,560.32	UG	
USVG7-12 150 kVA 120/208	3Ph 150kVA 14.4 Loop Feed 120/208	$ 1,463.04	$ 1,097.28	$ 2,560.32	UG	
USVG7-12 1500 kVA 120/208 **NO MATERIAL FOR SV CURRENTLY DV**	3PH 1500 KVA 14.4 Loop Feed 120/208	$ 1,463.04	$ 1,097.28	$ 2,560.32	UG	
USVG7-12 300 KVA 120/208	3 PH 300KVA 14.4 Loop Feed 120/208	$ 1,463.04	$ 1,097.28	$ 2,560.32	UG	
USVG7-12 500 kVA 120/208	3PH 500kVA 14.4 Loop Feed 120/208	$ 1,463.04	$ 1,097.28	$ 2,560.32	UG	

USVG7-12 75 kVA 120/208	3PH 75kVA 14.4 Loop Feed 120/208	$ 1,463.04	$ 1,097.28	$ 2,560.32	UG	
USVG7-12 750 kVA 120/208	3PH 750kVA 14.4 Loop Feed 208/120	$ 1,463.04	$ 1,097.28	$ 2,560.32	UG	
USVG7-21 1000kVA 277/480	3PH 1000kVa 14.4 Loop Feed 277/480	$ 1,463.04	$ 1,097.28	$ 2,560.32	UG	
USVG7-21 150 kVA 277/480	3Ph 150 kVA 14.4 Loop Feed 277/480	$ 1,463.04	$ 1,097.28	$ 2,560.32	UG	
USVG7-21 1500kVA 277/480	3PH 1500 kVA 14.4 Loop Feed 277/480	$ 1,463.04	$ 1,097.28	$ 2,560.32	UG	
USVG7-21 2000kVA 277/480	3PH 2000kVA 14.4 Loop Feed 277/480	$ 1,463.04	$ 1,097.28	$ 2,560.32	UG	
USVG7-21 2500kVA 277/480	3PH 2500kVA 14.4 Loop Feed 277/480	$ 1,463.04	$ 1,097.28	$ 2,560.32	UG	
USVG7-21 300 kVA 277/480	3Ph 300kVA 14.4 Loop Feed 277/480	$ 1,463.04	$ 1,097.28	$ 2,560.32	UG	
USVG7-21 500 kVA 277/480	3PH 500KVA 14.4 Loop Feed 277/480	$ 1,463.04	$ 1,097.28	$ 2,560.32	UG	
USVG7-21 75 kVA 277/480	3Ph 75kVA 14.4 Loop Feed 277/480	$ 1,463.04	$ 1,097.28	$ 2,560.32	UG	
USVG7-21 750kVA 277/480	3Ph 750kVA 14.4 Loop Feed 277/480	$ 1,463.04	$ 1,097.28	$ 2,560.32	UG	
VA7	1Ph Xarm Construction Deadend - RETIRE ONLY		$ 151.20		OH	
VA8	1Ph Crossarm Double Deadend - RETIRE ONLY		$ 151.20		OH	
VA9	1Ph Double Support Small Angle - RETIRE ONLY		$ 151.20		OH	
VB1	2Ph Xarm Single Support - RETIRE ONLY		$ 307.07		OH	
VB1-1	2Ph Xarm Dbl Support - RETIRE ONLY		$ 307.07		OH	
VB1-NP	Two Phase Tangent- Narrow Profile	$ 682.38	$ 307.07	$ 883.77	OH	
VB2	2Ph Xarm Dbl Support - RETIRE ONLY		$ 307.07		OH	
VB7	2Ph Xarm Single Deadend - RETIRE ONLY		$ 307.07		OH	
VB8	2Ph Xarm Dbl DE - RETIRE ONLY		$ 307.07		OH	
VB9	2Ph Crossarm Double 8' Arms - RETIRE ONLY		$ 307.07		OH	
VB9-2	2Ph Crossarm Double 10' Arms - RETIRE ONLY		$ 307.07		OH	
VC1	3Ph Single Support - RETIRE ONLY		$ 462.94		OH	
VC1-1	3Ph 8' Xarm Dbl. Support - RETIRE ONLY		$ 462.94		OH	
VC1-1R	3Ph 8' Xarm Dbl. Support - RETIRE ONLY		$ 462.94		OH	
VC2	3Ph 8' Xarm Dbl. Support - RETIRE ONLY		$ 462.94		OH	
VC2R	3Ph 10' Xarm Dbl - RETIRE ONLY		$ 462.94		OH	
VC7	3Ph Xarm Single Deadend - RETIRE ONLY		$ 462.94		OH	
VC7-1	3Ph Xarm Single Deadend Extra Arm - RETIRE ONLY		$ 462.94		OH	
VC8	3Ph 8' Xarm Dbl Deadend - RETIRE ONLY		$ 462.94		OH	
VC8-1	3Ph 10' Xarm Dbl Deadend - RETIRE ONLY		$ 462.94		OH	

VC8-2	3Ph Dbl Deadend - RETIRE ONLY		$ 462.94		OH	
VC9	3Ph Double 10' Xarms - RETIRE ONLY		$ 462.94		OH	
VC9-2	3Ph Lg. Cond. Dbl. Xarm - RETIRE ONLY		$ 462.94		OH	
VM3-18	Three phase ABS -- Hook Operated	$ 2,879.43	$ 2,625.37	$ 5,504.80	OH	
VM3-18V	Vertical Three phase ABS -- Hook Operated	$ 2,879.43	$ 2,625.37	$ 5,504.80	OH	
VM5-2-EXT	Pole Top Pin - Extended Candlestick	$ 294.00	$ 132.30	$ 426.30	OH	
VM5-6-1	Arrester - Tank Mounted	$ 336.00	$ 151.20	$ 487.20	OH	
VM5-9 F	Fused Cutout	$ 273.00	$ 122.85	$ 395.85	OH	
VM5-9 LB	Loadbreak Cutout	$ 273.00	$ 122.85	$ 395.85	OH	
VM5-C	(USE W/ VM3 UNIT) -- CLOSED ABS W/O MOTOR				OH	
VM5-MC	(USE W/ VM3 UNIT) -- CLOSED ABS W/ MOTOR				OH	
VM5-MO	(USE W/ VM3 UNIT) -- OPEN ABS W/ MOTOR				OH	
VM5-O	(USE W/ VM3 UNIT) -- OPEN ABS W/O MOTOR					
VM5-SVD	PLP Spiral Vibration Damper	$ 105.00	$ 46.20	$ 151.20	OH	QTY is 1 damper
VM9-13-1200 14400 kV	3 Ph Fixed 1200 kVAR Capacitor Bank - RETIRE ONLY		$ 1,157.44		OH	
VM9-13-200	3Ph 200kVAR Fixed Capacitor Bank - RETIRE ONLY		$ 925.98		OH	
VM9-13-300	3Ph 300kVAR Fixed Capacitor Bank - RETIRE ONLY		$ 925.98		OH	
Additional Units / Adders / Pass-Through Requested - Renegade Group						
Name	**Description**	**New**	**Retire**	**Transfer**	**OH/UG**	**Notes**
TCS	Traffic Control Services (TCS)	Pass-Through			OH/UG	Request Pass-Through for all traffic control services (At Cost + 15%)
OHCRANE	Crane Services (OHCRANE)	Pass-Through			OH	Request Pass-Through for Crane services (At Cost + 15%)
VACHOLE	Vacuuming Services for pole / Anchor excavation (VACHOLE)	Pass-Through			OH	Request Pass-Through for Vac services (At Cost + 15%)

HEAVY EXCAVATION	Pole holes greater that 24" in diameter (HEAVY EXCAVATION)	Pass-Through			OH	Request Pass-Through for Auger services in excess of 24" diameter (At Cost + 15%)
DRILLPOLE	Adder: Drill holes in Fiberglass, Steel, and Ductile Iron poles, Per Hole Drilled (DRILLPOLE)	$ 42.00			OH	Adder for drilling equipment holes for Fiberglass, Steel, and Ductile Iron poles
NTA	Adder: Non Truck Accessaible (NTA)	20% MU			OH/UG	Request Adder for Non Truck Accessible work point (Per Work Point/All Units)
						20% Mark Up on all associated units @ Work Point
OHHDR	Overhead Hand Dig Rock (Per Foot)	250			OH	
OHHDD	Overhead Hand Dig Dirt (Per Foot)	125			OH	
OHMDR	Overhead Machine Dig Rock (Per Foot)	173.31			OH	
OHMDD	Overhead Machine Dig Dirt (Per Foot)	57.77			OH	

Exhibit C-1

Renegade Group

Renegade Group

		Renegade Group UNDERGROUND CONSTRUCTION PRICING			Renegade Group AMENDED UNDERGROUND CONSTRUCTION PRICING			
		$ 114,741.84	$ 88,798.05	$ 15,536.18	$ 127,393.83	$ 92,994.87	$ 15,910.56	
		NEW	RETIRED	RELOCATED	NEW	RETIRED	RELOCATED	
1	GUC1-1/0	$1,219.20	$914.40		$1,219.20	$914.40		
2	GYC1-4/0	$1,219.20	$914.40		$1,219.20	$914.40		
3	GUC6 (1000) Part 1	$1,219.20	$914.40		$4,011.33	$1,505.66		Updated Riser units to remain consistent through all tabs
4	GUC6 (1000) Part 2	$609.60	$457.20		$1,659.96	$829.98		
5	UA1 #1/0	$975.36	$731.52		$1,659.96	$829.98		
6	UA1 #4/0	$975.36	$731.52		$1,659.96	$829.98		
7	UB1-1/0	$1,219.20	$914.40	$1,828.80	$2,335.64	$1,167.82		
8	UC6 (4/0)	$1,219.20	$914.40		$3,011.33	$1,505.66		
9	UBC6 (500) Part 1	$1,219.20	$914.40		$3,011.33	$1,505.66		
10	UC6 Concr-Steel Pole - Part 1	$1,463.04	$1,097.28		$4,011.33	$1,505.66		
11	UC6 Concr-Steel Pole - Part 2	$1,463.04	$1,097.28		$1,659.96	$829.98		
12	UD#1/0 Al 15kV	$7.32	$5.49		$7.32	$5.49		
13	UD#1/0 Al 25kV	$7.32	$5.49		$7.32	$5.49		
14	UD#1/0 Al QPLX	$7.92	$5.94		$7.32	$5.49		Reduced to stay consistent with 4/0 and below UD 25kv Pricing
15	UD#1/0 Al TPLX	$7.92	$5.94		$7.32	$5.49		Reduced to stay consistent with 4/0 and below UD 25kv Pricing
16	UD#1000 MCM Al25kV	$12.19	$9.14		$12.19	$9.14		
17	UD#12-2 CU	$3.05	$2.29		$3.05	$2.29		
18	UD#12-3 CU	$3.05	$2.29		$3.05	$2.29		
19	UD#350 MCM AL	$7.68	$5.76		$7.68	$5.76		
20	UD#350MCM Al QPLX	$7.68	$5.76		$7.68	$5.76		

21	UD#350MCM Al TPLX	$7.68	$5.76		$7.68	$5.76		
22	UD#4 Al Duplex	$7.68	$5.76		$7.68	$5.76		
23	UD#4 Duplex 2kV	$7.68	$5.76		$7.32	$5.49		Reduced to stay consistent with 4/0 and below UD 25kv Pricing
24	UD#4/0 Al 25kV	$7.68	$5.76		$7.32	$5.49		Reduced to stay consistent with 4/0 and below UD 25kv Pricing
25	UD#4/0 Al QPLX	$7.68	$5.76		$7.68	$5.76		
26	UD#4/0 Al TPLX	$7.68	$5.76		$7.68	$5.76		
27	UD#500 MCM Al TPLX	$7.68	$5.76		$7.68	$5.76		
28	UD#500MCM 25 kV Cu	$7.68	$5.76		$7.68	$5.76		
29	UD#500 MCM Al QPLX	$7.68	$5.76		$7.68	$5.76		
30	UD#500 MCM Cu QPLX	$7.68	$5.76		$7.68	$5.76		
31	UD#750mcm Al QPLX	$7.68	$5.76		$7.68	$5.76		
32	UD1-1000MCM 25kV	$12.19	$9.14		$12.19	$9.14		
33	UD3 #1/0Al 25kV	$9.75	$7.32		$9.14	$6.86		Reduced to stay consistent with 500 and below UD3 Pricing
34	UD3 #4/0Al 25kV	$9.14	$6.86		$9.14	$6.86		
35	UD3 #500MCM 25kV	$9.14	$6.86		$9.14	$6.86		
36	UD3 #1000MCM 25kV	$12.19	$9.14		$12.19	$9.14		
37	UD3 #500 MCM Cu 25kV	$12.19	$9.14		$9.14	$6.86		Reduced to stay consistent with 500 and below UD3 Pricing
38	UDVG7-10 25-Type 1	$609.60	$457.20		$609.60	$457.20		
39	UDVG7-1025 kVA Type 2	$609.60	$457.20		$609.60	$457.20		
40	UDVG7-10 37.5 Kva		$487.68			$487.68		
41	UDVG7-10 50- Type 1	$609.60	$457.20		$609.60	$457.20		
42	UDVG7-10 50 kVA Type 2	$609.60	$457.20		$609.60	$457.20		
43	UDVG7-10 75 - Type 1	$609.60	$457.20		$609.60	$457.20		
44	UDVG7-10 75 kVA Type 2	$609.60	$457.20		$609.60	$457.20		
45	UDVG7-10 100 - type 1	$609.60	$457.20		$609.60	$457.20		
46	UDVG7-10 100 kVA Type 2	$609.60	$457.20		$609.60	$457.20		
47	UDVG7-10 167 - Type 1	$609.60	$457.20		$609.60	$457.20		
48	UDVG7-10 167 KVA Type 2	$609.60	$457.20		$609.60	$457.20		

49	UDVG7-10-3E 25 Kva Type 2	$609.60	$457.20		$609.60	$457.20		
50	USVG7-10-3E 25 Kva - Type 1	$609.60	$457.20		$609.60	$457.20		
51	UDVG7-11 25 kVA Type 2	$609.60	$457.20		$609.60	$457.20		
52	UDVG7-12 75 kVA	$975.36	$731.52	$1,463.04	$975.36	$731.52	$1,463.04	
53	UDVG7-12-112.5 KVA		$731.52			$731.52		
54	UDVG7-12-150 kVA	$975.36	$731.52		$975.36	$731.52		
55	UDVG7-12-225 Kva	$1,463.04	$1,097.28		$1,463.04	$1,097.28		
56	UDVG7-12-300 KVA	$1,463.04	$1,097.28		$1,463.04	$1,097.28		
57	UDVG7-12 500 kVA	$1,463.04	$1,097.28		$1,463.04	$1,097.28		
58	UDVG7-12 750 kVA	$1,463.04	$1,097.28		$1,463.04	$1,097.28		
59	UDVG7-12 1000 KVA	$1,463.04	$1,097.28		$1,463.04	$1,097.28		
60	UDVG7-12 1500 kVA	$1,463.04	$1,097.28		$1,463.04	$1,097.28		
61	UDVG7-14 150 kVA	$975.36	$731.52		$975.36	$731.52		
62	UDVG7-14 225 kVA	$1,463.04	$1,097.28		$1,463.04	$1,097.28		
63	UDVG7-14 21 75 kVA	$975.36	$731.52		$975.36	$731.52		
64	UDVG7-21 1112.5 kVA		$731.52			$731.52		
65	UDVG7-21 150 Kva	$975.36	$731.52		$975.36	$731.52		
66	UDVG7-21 225 kVA	$1,463.04	$1,097.28		$1,463.04	$1,097.28		
67	UDVG7-21 300 kVA	$1,463.04	$1,097.28		$1,463.04	$1,097.28		
68	UDVG7-21 500 Kva	$1,463.04	$1,097.28		$1,463.04	$1,097.28		
69	UDVG7-21 750	$1,463.04	$1,097.28	$2,194.56	$1,463.04	$1,097.28	$2,194.56	
70	UDVG7-21 1000	$1,463.04	$1,097.28		$1,463.04	$1,097.28		
71	UDVG7-21 1500	$1,463.04	$1,097.28		$1,463.04	$1,097.28		
72	UDVG7-21 2000	$1,463.04	$1,097.28		$1,463.04	$1,097.28		
73	UDVG7-210 2500	$1,463.04	$1,097.28		$1,463.04	$1,097.28		
	SINGLE VOLTAGE 14.4							
74	USVG7-10 25 - Type 1	$975.36	$731.52		$975.36	$731.52		
75	USVG7-10 50 - Type 1	$975.36	$731.52		$975.36	$731.52		
76	USVG7-10 75 - Type 1	$975.36	$731.52		$975.36	$731.52		
77	USVG7-10 100 - Type 1	$975.36	$731.52		$975.36	$731.52		
78	USVG7-10 167 - Type 1	$975.36	$731.52		$975.36	$731.52		
79	USVG7-11 25 kVA	$975.36	$731.52		$975.36	$731.52		
80	USVG7-12 75 kVA	$975.36	$731.52	$1,463.04	$975.36	$731.52	$1,463.04	
81	USVG7-12 150 kVA	$975.36	$731.52		$975.36	$731.52		
82	USVG7-12 300 KVA	$1,463.04	$1,097.28		$1,463.04	$1,097.28		

83	USVG7-12 500 kVA	$1,463.04	$1,097.28		$1,463.04	$1,097.28		
84	USVG7-12 750 kVA	$1,463.04	$1,097.28		$1,463.04	$1,097.28		
85	USVG7-12 1000kVA	$1,463.04	$1,097.28		$1,463.04	$1,097.28		
86	USVG7-12 1500 kVA	$1,463.04	$1,097.28		$1,463.04	$1,097.28		
87	USVG7-21 75 kVA	$975.36	$731.52		$975.36	$731.52		
88	USVG7-21 150 kVA	$975.36	$731.52		$975.36	$731.52		
89	USVG7-21 300 kVA	$1,463.04	$1,097.28		$1,463.04	$1,097.28		
90	USVG7-21 500 kVA	$1,463.04	$1,097.28		$1,463.04	$1,097.28		
91	USVG7-21 750	$1,463.04	$1,097.28	$2,194.56	$1,463.04	$1,097.28	$2,194.56	
92	USVG7-21 1000	$1,463.04	$1,097.28		$1,463.04	$1,097.28		
93	USVG7-21 1500	$1,463.04	$1,097.28		$1,463.04	$1,097.28		
94	USVG7-21 2000	$1,463.04	$1,097.28		$1,463.04	$1,097.28		
95	USVG7-21 2500	$1,463.04	$1,097.28		$1,463.04	$1,097.28		
96	UJ1-4	$487.68	$365.76		$487.68	$365.76		
97	UJ1-6	$487.68	$365.76		$487.68	$365.76		
98	UJ1-6-500	$487.68	$365.76		$487.68	$365.76		
99	UKS	$975.36	$731.52		$975.36	$731.52		
100	UK5-2-200 Meters	$975.36	$0.00		$975.36	$731.52		Added missing removal pricing
101	UK5-30	$975.36	$0.00		$975.36	$731.52		Added missing removal pricing
102	uk5-320-MP	$975.36	$731.52		$975.36	$731.52		
103	UK5-MP-2	$975.36	$731.52		$975.36	$731.52		
104	UK5-MP-3	$975.36	$731.52		$975.36	$731.52		
105	UK5-MP-4	$975.36	$731.52		$975.36	$731.52		
106	UK5-MP-5	$975.36	$731.52		$975.36	$731.52		
107	UK5-MP-6	$975.36	$731.52		$975.36	$731.52		
108	UK5-MP-7	$975.36	$731.52		$975.36	$731.52		
109	UM3E-1-1A	$975.36	$731.52		$975.36	$731.52		
110	UM3E-3-10T		$914.40			$914.40		
111	UM3E-3-11	$1,463.04	$1,097.28		$1,463.04	$1,097.28		
112	UM3E-3-12	$1,463.04	$1,097.28		$1,463.04	$1,097.28		
113	UM3E-3-52	$1,463.04	$1,097.28		$1,463.04	$1,097.28		
114	UM3E-3-62	$1,463.04	$1,097.28		$1,463.04	$1,097.28		
115	UM3E-3-9	$1,463.04	$1,097.28		$1,463.04	$1,097.28		
116	UM5 2-3"	$731.52	$548.64	$178.57	$731.52	$548.64	$1,280.16	Updated Relocate/Transfer

117	UM5 4-6"	$731.52	$548.64	$178.57	$731.52	$548.64	$1,280.16	
118	UM5-2	$731.52	$548.64		$731.52	$548.64		
119	UM52-3 (A)	$6.10			$6.10			
120	UM52-3 (B)	$6.10			$6.10			
121	UM52-3(Blue)	$6.10			$6.10			
122	UM52-3 (C)	$6.10			$6.10			
123	UM52-3 (Red)	$6.10			$6.10			
124	UM52-3 (White)	$6.10			$6.10			
125	UM6-1 1/0	$280.42	$210.31		$280.42	$210.31		
126	UM6-1 4/0	$280.42	$210.31		$280.42	$210.31		
127	UM6-10	$12.19	$9.14		$12.19	$9.14		
128	UM6-11	$12.19	$9.14		$12.19	$9.14		
129	UM6-13	$18.29	$13.72		$18.29	$13.72		
130	UM6-14	$18.29	$13.72		$18.29	$13.72		
131	UM6-15	$12.19	$9.14		$12.19	$9.14		
132	UM6-17	$12.19	$9.14		$12.19	$9.14		
133	UM6-19	$12.19	$9.14		$12.19	$9.14		
134	UM6-21 15A		$243.84			$243.84		
135	UM6-21-15B		$243.84			$243.84		
136	UM6-21 25A	$487.68	$365.76		$487.68	$365.76		
137	UM6-21 25B	$487.68	$365.76		$487.68	$365.76		
138	UM6-22-15B		$243.84			$243.84		
139	UM6-22 25A	$487.68	$365.76		$487.68	$365.76		
140	UM6-22 25B	$487.68	$365.76		$487.68	$365.76		
141	UM6-23	$487.68	$365.76		$487.68	$365.76		
142	UML-23-4	$487.68	$365.76		$487.68	$365.76		
143	UML-23-5	$487.68	$365.76		$487.68	$365.76		
144	UM6-24 #1/0	$121.92	$91.44		$121.92	$91.44		
145	UML-24 #4/0	$121.92	$91.44		$121.92	$91.44		
146	UM6-24 (1000)	$243.84	$182.88		$243.84	$182.88		
147	UM6-28 (1000)	$243.84	$182.88		$243.84	$182.88		
148	UM6-28 (500)	$243.84	$182.88		$243.84	$182.88		
149	UM6-28 1/0	$121.92	$91.44		$121.92	$91.44		
150	UM6-28 4/0	$121.92	$91.44		$121.92	$91.44		
151	UM6-3	$457.20	$342.90		$457.20	$342.90		
152	UM6-3 1000	$457.20	$342.90		$457.20	$342.90		

153	UM6-34	$60.96	$45.72		$60.96	$45.72		
154	UM6-37	$60.96	$45.72		$60.96	$45.72		
155	UM6-38	$60.96	$45.72		$60.96	$45.72		
156	UM6-4-200	$60.96	$45.72		$60.96	$45.72		
157	UM6-4 600	$60.96	$45.72		$60.96	$45.72		
158	UM6-4 XFMR	$60.96	$45.72		$60.96	$45.72		
159	UM6-6	$426.72	$320.04		$426.72	$320.04		
160	UM-CBLCLNR	$6.10			$6.10			
161	UM-FPGT	$9.14	$6.86		$9.14	$6.86		
162	UM-GLUE	$6.10	$4.57		$6.10	$4.57		
163	UM-GND	$60.96	$45.72		$60.96	$45.72		
164	UM-Padlock	$0.00	$0.00		$0.00	$0.00		
165	UMPB1.1	$609.60	$457.20		$609.60	$457.20		
166	UM-TAPE	$121.92	$91.44	$182.88	$121.92	$91.44	$182.88	
167	URCR-14	$121.92			$121.92			
168	URCR-20	$0.00			$0.00			
169	USL-10-AP	$975.36	$731.52	$1,463.04	$975.36	$731.52	$1,463.04	
170	USL-10-AR		$731.52			$731.52		
171	USL-12-AR	$975.36	$731.52	$1,463.04	$975.36	$731.52	$1,463.04	
172	USL-14-AR	$975.36	$731.52	$1,463.04	$975.36	$731.52	$1,463.04	
173	USL-25-BA 100W	$975.36	$731.52		$975.36	$731.52		
174	USL-31-GB1	$975.36	$731.52	$1,463.04	$975.36	$731.52	$1,463.04	
175	USL-35-BA 100W	$1,219.20	$914.40		$1,219.20	$914.40		
176	USL-35-BA 120W	$1,219.20	$914.40		$1,219.20	$914.40		
177	USL-35-BD1	$1,219.20	$914.40		$1,219.20	$914.40		
178	USL-HELIX	$487.68	$365.76		$487.68	$365.76		
179	USL-HELIX-R	$975.36	$731.52		$975.36	$731.52		

		Renegade Group			Renegade Group			
		ORIGINAL OVERHEAD CONSTRUCTION PRICING			AMENDED OVERHEAD CONSTRUCTION PRICING			
		$736,312.66	$183,005.63	$642,274.10	$435,815.10	$169,505.85	$401,740.46	
	Unit Name	NEW	RETIRED	RELOCATED	NEW	RETIRED	RELOCATED	
1	#1/0 ACSR	$2.35	$1.98	$8.32	$2.55	$1.98	$8.32	
2	#1/0 QPLX	$2.78	$4.64	$8.32	$2.78	$4.64	$8.32	
3	#1/0 TPLX	$2.78	$4.64	$8.32	$2.78	$4.64	$8.32	
4	#2 TPLX	$2.78	$4.64	$8.32	$2.78	$4.64	$8.32	
5	#2/0 ACSR	$0.00	$4.64	$0.00	$2.55	$4.64	$8.32	
6	#336 AAC	$2.35	$1.98	$8.32	$2.55	$1.98	$8.32	
7	#4 ACSR	$2.35	$1.98	$8.32	$2.55	$1.98	$8.32	
8	#4 CU	$2.78	$4.54	$5.50	$2.35	$1.98	$8.32	
9	#4/0 QPLX	$2.78	$4.54	$5.50	$2.78	$4.64	$8.32	
10	#4/0 TPLX	$2.78	$4.54	$5.50	$2.78	$4.64	$8.32	
11	#6 DPLX	$2.78	$4.54	$5.50	$2.78	$4.64	$8.32	
12	#795 AAC	$2.35	$1.98	$8.32	$2.55	$1.98	$8.32	
13	35-4	$3,173.51	$812.56		$1,333.01	$812.56		Exhibit A in the Scope of work
14	40-3	$3,627.66	$812.56		$1,333.01	$812.56		
15	45-1	$5,149.72	$832.12		$2,189.46	$832.12		
16	45-2	$5,149.72	$832.12		$2,189.46	$832.12		
17	45-H1	$5,149.72	$832.12		$2,189.46	$832.12		
18	45-H2	$5,149.72	$832.12		$2,189.46	$832.12		
19	50-1	$5,149.72	$832.12		$2,189.46	$832.12		
20	50-2	$5,149.72	$832.12		$2,189.46	$832.12		
21	50-H1	$5,149.72	$832.12		$2,189.46	$832.12		
22	50-H2	$5,149.72	$832.12		$2,189.46	$832.12		
23	55-1	$5,761.88	$1,343.03		$2,467.23	$832.12		
24	55-H1	$5,761.88	$1,343.03		$2,467.23	$832.12		
25	55-H2	$5,761.88	$1,343.03		$2,467.23	$832.12		
26	60-1	$5,761.88	$1,343.03		$2,467.23	$832.12		
27	65-1	$5,761.88	$1,343.03		$2,467.23	$832.12		
28	C35S	$52.50	$26.25		$2,189.46	Hourly Rate		Exhibit A in the Scope of work

29	C45G	$52.50	$26.25		$2,189.46	Hourly Rate		Concrete Pole removal would be charged @ hourly rate + passthrough of specialty equipment
30	C45S	$52.50	$26.25		$2,189.46	Hourly Rate		Cost +15%
31	C50G	$52.50	$26.25		$2,189.46	Hourly Rate		
32	C50G	$52.50	$26.25		$2,189.46	Hourly Rate		
33	C55G	$52.50	$26.25		$2,467.23	Hourly Rate		
34	C55S	$52.50	$26.25		$2,467.23	Hourly Rate		
35	C60G	$52.50	$26.25		$2,467.23	Hourly Rate		
36	C60S	$52.50	$26.25		$2,467.23	Hourly Rate		
37	C65G	$52.50	$26.25		$2,467.23	Hourly Rate		
38	C65S	$52.50	$26.25		$2,467.23	Hourly Rate		
39	C70G	$52.50	$26.25		$2,983.78	Hourly Rate		
40	C70S	$52.50	$26.25		$2,983.78	Hourly Rate		
41	C75G	$52.50	$26.25		$2,983.78	Hourly Rate		
42	C75S	$52.50	$26.25		$2,983.78	Hourly Rate		
43	C80S	$52.50	$26.25		$4,355.57	Hourly Rate		
44	C85S	$52.50	$26.25		$4,355.57	Hourly Rate		
45	D50-H2	$5,149.72	$832.12		$2,189.46	$832.12		
46	D50-H3	$5,149.72	$832.12		$2,189.46	$832.12		
47	D55-H1	$5,307.73	$1,343.03		$2,467.23	$832.12		
48	D55-H2	$5,761.88	$1,343.03		$2,467.23	$832.12		
49	D55-H3	$5,761.88	$1,343.03		$2,467.23	$832.12		
50	DC-FVC1	$3,991.38	$529.20	$4,520.58	$1,023.57	$635.04	$1,326.89	
51	DC-FVC1-2	$3,991.38	$529.20	$4,520.58	$1,023.57	$635.04	$1,326.89	
52	DC-FVC1-C	$3,991.38	$529.20	$4,520.58	$1,023.57	$635.04	$1,326.89	
53	DC-FVC1-R	$3,991.38	$529.20	$4,520.58	$1,023.57	$635.04	$1,326.89	
54	DC-FVC2	$3,991.38	$529.20	$4,520.58	$1,023.57	$635.04	$1,326.89	
55	DC-FVC2-R	$3,991.38	$529.20	$4,520.58	$1,023.57	$635.04	$1,326.89	
56	DC-FVC7	$4,441.33	$529.20	$4,970.53	$1,718.73	$635.04	$1,883.02	
57	DC-FVC8(10ft)	$6,939.79	$529.20	$7,468.99	$1,718.73	$635.04	$1,883.02	
58	DC-FVC8(10ft)-DA	$6,939.79	$529.20	$7,468.99	$1,718.73	$635.04	$1,883.02	
59	DE-CLAMP #336	$36.75	$16.54	$53.29	$36.75	$16.54	$53.29	
60	DE-CLAMP #336 - #954	$36.75	$16.54	$53.29	$36.75	$16.54	$53.29	
61	DE-CLAMP #4 - #336	$36.75	$16.54	$53.29	$36.75	$16.54	$53.29	

62	DE-CLAMP #6 - #2/0	$36.75	$16.54	$53.29	$36.75	$16.54	$53.29	
63	DVG110-1.5 240-120	$783.10	$269.62	$1,052.72	$783.10	$269.62	$1,052.72	
64	DVG110-10 240/120	$783.10	$269.62	$1,052.72	$783.10	$269.62	$1,052.72	
65	DVG110-100 240/120	$978.34	$362.30	$1,340.64	$978.34	$362.30	$1,340.64	
66	DVG110-15 240/120	$783.10	$269.62	$1,052.72	$783.10	$269.62	$1,052.72	
67	DVG110-167 240/120	$978.34	$362.30	$1,340.64	$978.34	$362.30	$1,340.64	
68	DVG110-25 240/120	$783.10	$269.62	$1,052.72	$783.10	$269.62	$1,052.72	
69	DVG110-25 480/240	$783.10	$269.62	$1,052.72	$783.10	$269.62	$1,052.72	
70	DVG110-37.5 240/120	$783.10	$269.62	$1,052.72	$783.10	$269.62	$1,052.72	
71	DVG110-5 240/120	$783.10	$269.62	$1,052.72	$783.10	$269.62	$1,052.72	
72	DVG110-50 240/120	$783.10	$269.62	$1,052.72	$783.10	$269.62	$1,052.72	
73	DVG110-75 240/120	$978.34	$362.30	$1,340.64	$978.34	$362.30	$1,340.64	
74	DVG210-10 240 OY-OD	$1,566.20	$539.24	$2,105.44	$1,566.20	$539.24	$2,105.44	
75	DVG210-100 240 OY-OD	$1,956.68	$724.60	$2,681.28	$1,956.68	$724.60	$2,681.28	
76	DVG210-100/15 240 OY	$1,566.20	$539.24	$2,105.44	$1,566.20	$539.24	$2,105.44	
77	DVG210-100/75 240 OY	$1,956.68	$724.60	$2,681.28	$1,956.68	$724.60	$2,681.28	
78	DVG210-15	$1,566.20	$539.24	$2,105.44	$1,566.20	$539.24	$2,105.44	
79	DVG210-15/50 240 OY-	$1,566.20	$539.24	$2,105.44	$1,566.20	$539.24	$2,105.44	
80	DVG210-167 240 OY-OD	$1,956.68	$724.60	$2,681.28	$1,956.68	$724.60	$2,681.28	
81	DVG210-25 240 OY-OD	$1,566.20	$539.24	$2,105.44	$1,566.20	$539.24	$2,105.44	
82	DVG210-25/10 240	$1,566.20	$539.24	$2,105.44	$1,566.20	$539.24	$2,105.44	
83	DVG210-25/15 240	$1,566.20	$539.24	$2,105.44	$1,566.20	$539.24	$2,105.44	
84	DVG210-25/5 240	$1,566.20	$539.24	$2,105.44	$1,566.20	$539.24	$2,105.44	
85	DVG210-25/50 240 OY-	$1,566.20	$539.24	$2,105.44	$1,566.20	$539.24	$2,105.44	
86	DVG210-25/75 OY	$1,566.20	$539.24	$2,105.44	$1,566.20	$539.24	$2,105.44	
87	DVG210-37.5 240 OY-O	$1,566.20	$539.24	$2,105.44	$1,566.20	$539.24	$2,105.44	
88	DVG210-37.5/15 240	$1,566.20	$539.24	$2,105.44	$1,566.20	$539.24	$2,105.44	
89	DVG210-37.5/25	$1,566.20	$539.24	$2,105.44	$1,566.20	$539.24	$2,105.44	
90	DVG210-50 240 OY-OD	$1,566.20	$539.24	$2,105.44	$1,566.20	$539.24	$2,105.44	
91	DVG210-75 240 OY-OD	$1,956.68	$724.60	$2,681.28	$1,956.68	$724.60	$2,681.28	
92	DVG210-75/50 240/480	$1,956.68	$724.60	$2,681.28	$1,956.68	$724.60	$2,681.28	
93	DVG220-37.5/50 240/480-MISSING 35kVA	$1,956.68	$724.60	$2,681.28	$1,956.68	$724.60	$2,681.28	
94	DVG310-10 208/120	$2,349.30	$808.86	$3,158.16	$2,349.30	$808.86	$3,158.16	
95	DVG310-100 208/120	$2,935.02	$1,086.90	$4,021.92	$2,935.02	$1,086.90	$4,021.92	
96	DVG310-15 208/120	$2,349.30	$808.86	$3,158.16	$2,349.30	$808.86	$3,158.16	

97	DVG310-167 208/120	$2,935.02	$1,086.90	$4,021.92	$2,935.02	$1,086.90	$4,021.92	
98	DVG310-25 208	$2,349.30	$808.86	$3,158.16	$2,349.30	$808.86	$3,158.16	
99	DVG310-37.5 208/120 **MISSING 37.5 kVA XFMR	$2,349.30	$808.86	$3,158.16	$2,349.30	$808.86	$3,158.16	
100	DVG310-50	$2,349.30	$808.86	$3,158.16	$2,349.30	$808.86	$3,158.16	
101	DVG310-75 208/120	$2,935.02	$1,086.90	$4,021.92	$2,935.02	$1,086.90	$4,021.92	
102	DVG311-10	$2,349.30	$808.86	$3,158.16	$2,349.30	$808.86	$3,158.16	
103	DVG311-100	$2,935.02	$1,086.90	$4,021.92	$2,935.02	$1,086.90	$4,021.92	
104	DVG311-15 480/277	$2,349.30	$808.86	$3,158.16	$2,349.30	$808.86	$3,158.16	
105	DVG311-25 277/480	$2,349.30	$808.86	$3,158.16	$2,349.30	$808.86	$3,158.16	
106	DVG311-50 480/277	$2,349.30	$808.86	$3,158.16	$2,349.30	$808.86	$3,158.16	
107	DVG311-75 480/277	$2,935.02	$1,086.90	$4,021.92	$2,935.02	$1,086.90	$4,021.92	
108	DVG320-25 480/240	$2,349.30	$808.86	$3,158.16	$2,349.30	$808.86	$3,158.16	
109	E1-2	$219.54	$172.69	$392.23	$219.54	$172.69	$392.23	
110	E1-2S	$244.56	$197.52	$442.08	$244.56	$197.52	$442.08	
111	E1-3F	$219.54	$172.69	$392.23	$219.54	$172.69	$392.23	
112	E1-3N	$244.56	$197.52	$442.08	$244.56	$197.52	$442.08	
113	E2-2-Cable	$256.04	$204.50	$460.54	$256.04	$204.50	$460.54	
114	E2-2-Plate	$256.04	$204.50	$460.54	$256.04	$204.50	$460.54	
115	E3-10	$55.00	$55.00	$110.00	$55.00	$55.00	$110.00	
116	EYEBOLT	$36.75	$16.54	$53.29	$36.75	$16.54	$53.29	
117	EYENUT	$36.75	$16.54	$53.29	$36.75	$16.54	$53.29	
118	F1-4	$1,825.73	$147.17		$725.73	$147.17		assumes digging hole with dirt
119	F35-4	$3,173.51	$812.56		$1,333.01	$812.56		Exhibit A in the Scope of work
120	F45-1	$5,149.72	$832.12		$2,189.46	$832.12		
121	F45-2	$5,149.72	$832.12		$2,189.46	$832.12		
122	F45-H1	$5,149.72	$832.12		$2,189.46	$832.12		
123	F45-H2	$5,149.72	$832.12		$2,189.46	$832.12		
124	F45-H5	$5,149.72	$832.12		$2,189.46	$832.12		
125	F45-H6	$5,149.72	$832.12		$2,189.46	$832.12		
126	F50-2	$5,149.72	$832.12		$2,189.46	$832.12		
127	F50-H1	$5,149.72	$832.12		$2,189.46	$832.12		
128	F50-H4	$5,149.72	$832.12		$2,189.46	$832.12		
129	F50-H6	$5,149.72	$832.12		$2,189.46	$832.12		
130	F55-1	$5,761.88	$1,343.03		$2,467.23	$832.12		
131	F55-2	$5,761.88	$1,343.03		$2,467.23	$832.12		

132	F55-H1	$5,761.88	$1,343.03		$2,467.23	$832.12		
133	F55-H4	$5,761.88	$1,343.03		$2,467.23	$832.12		
134	F60-1	$5,761.88	$1,343.03		$2,467.23	$832.12		
135	F60-H2	$5,761.88	$1,343.03		$2,467.23	$832.12		
136	F60-H3	$5,761.88	$1,343.03		$2,467.23	$832.12		
137	F60-H4	$5,761.88	$1,343.03		$2,467.23	$832.12		
138	F60-H6	$5,761.88	$1,343.03		$2,467.23	$832.12		
139	F65-H4	$5,761.88	$1,343.03		$2,467.23	$832.12		
140	F70-H2	$7,987.19	$1,843.03		$2,983.78	$1,343.03		
141	FM5-14	$2,213.66	$437.52	$2,651.18	$551.16	$345.85	$897.01	Framing Units adjusted
142	FM5-16	$2,213.66	$437.52	$2,651.18	$551.16	$345.85	$897.01	
143	FUSE-100T	$4.00	$3.00		$25.00	$20.00		Fusing Units adjusted
144	FUSE-10T	$4.00	$3.00		$25.00	$20.00		
145	FUSE-15T	$4.00	$3.00		$25.00	$20.00		
146	FUSE-20T	$4.00	$3.00		$25.00	$20.00		
147	FUSE-25T	$4.00	$3.00		$25.00	$20.00		
148	FUSE-30T	$4.00	$3.00		$25.00	$20.00		
149	FUSE-3T	$4.00	$3.00		$25.00	$20.00		
150	FUSE-40T	$4.00	$3.00		$25.00	$20.00		
151	FUSE-50T	$4.00	$3.00		$25.00	$20.00		
152	FUSE-65T	$4.00	$3.00		$25.00	$20.00		
153	FUSE-6T	$4.00	$3.00		$25.00	$20.00		
154	FUSE-8T	$4.00	$3.00		$25.00	$20.00		
155	FUSE-ABC-100T	$4.00	$3.00		$75.00	$60.00		
156	FUSE-ABC-15T	$4.00	$3.00		$75.00	$60.00		
157	FUSE-ABC-225T	$4.00	$3.00		$75.00	$60.00		
158	FUSE-ABC-25T	$4.00	$3.00		$75.00	$60.00		
159	FUSE-ABC-3T	$4.00	$3.00		$75.00	$60.00		
160	FUSE-ABC-50T	$4.00	$3.00		$75.00	$60.00		
161	FUSE-ABC-6T	$4.00	$3.00		$75.00	$60.00		
162	FUSE-ABC-8T	$4.00	$3.00		$75.00	$60.00		
163	FVA7	$2,274.69	$437.52	$2,712.21	$336.00	$151.20	$487.20	Framing Units adjusted
164	FVA8	$2,274.69	$437.52	$2,712.21	$336.00	$151.20	$487.20	
165	FVA9	$2,274.69	$437.52	$2,712.21	$336.00	$151.20	$487.20	
166	FVA9-NP	$2,215.60	$345.85	$2,561.45	$336.00	$151.20	$487.20	
167	FVB1	$3,106.91	$437.52	$3,544.43	$682.38	$307.07	$883.77	

168	FVB1-NP	$3,106.91	$437.52	$3,544.43	$682.38	$307.07	$883.77	
169	FVB2	$3,106.91	$437.52	$3,544.43	$682.38	$307.07	$883.77	
170	FVB2-2	$3,106.91	$437.52	$3,544.43	$682.38	$307.07	$883.77	
171	FVB7	$3,328.46	$471.52	$3,799.98	$682.38	$307.07	$883.77	
172	FVB7X	$3,328.46	$471.52	$3,799.98	$682.38	$307.07	$981.97	
173	FVB8	$3,939.13	$471.52	$4,410.65	$682.38	$307.07	$981.97	
174	FVB9	$3,328.46	$437.52	$3,765.98	$682.38	$307.07	$981.97	
175	FVC1	$3,991.38	$529.20	$4,520.58	$852.98	$462.94	$981.97	
176	FVC1-1	$3,991.38	$529.20	$4,520.58	$852.98	$462.94	$981.97	
177	FVC1-2	$6,488.04	$529.20	$7,017.24	$852.98	$462.94	$981.97	
178	FVC1-NP	$3,991.38	$529.20	$4,520.58	$852.98	$462.94	$981.97	
179	FVC1-R	$3,991.38	$529.20	$4,520.58	$852.98	$462.94	$981.97	
180	FVC1-R(12)	$3,991.38	$529.20	$4,520.58	$852.98	$462.94	$981.97	
181	FVC2	$3,991.38	$529.20	$4,520.58	$852.98	$462.94	$981.97	
182	FVC2-LN	$3,991.38	$529.20	$4,520.58	$852.98	$462.94	$981.97	
183	FVC2-R	$3,991.38	$529.20	$4,520.58	$852.98	$462.94	$981.97	
184	FVC2-R-LN	$3,991.38	$529.20	$4,520.58	$852.98	$462.94	$981.97	
185	FVC7	$3,441.33	$429.63	$3,870.96	$1,145.82	$545.08	$1,352.72	
186	FVC7 (10)	$3,441.33	$429.63	$3,870.96	$1,145.82	$545.08	$1,352.72	
187	FVC7 (10)-DA	$3,441.33	$429.63	$3,870.96	$1,145.82	$545.08	$1,352.72	
188	FVC7 (10)-LN	$3,441.33	$429.63	$3,870.96	$1,145.82	$545.08	$1,352.72	
189	FVC7 (12)	$3,441.33	$429.63	$3,870.96	$1,145.82	$545.08	$1,352.72	
190	FVC7-LN	$3,441.33	$429.63	$3,870.96	$1,145.82	$545.08	$1,352.72	
191	FVC7-NP	$3,441.33	$429.63	$3,870.96	$1,145.82	$545.08	$1,352.72	
192	FVC7X	$3,441.33	$429.63	$3,870.96	$1,145.82	$545.08	$1,352.72	
193	FVC8	$5,825.54	$429.63	$6,255.17	$1,145.82	$545.08	$1,352.72	
194	FVC8 (10)	$5,825.54	$429.63	$6,255.17	$1,145.82	$545.08	$1,352.72	
195	FVC8-1	$5,825.54	$429.63	$6,255.17	$1,145.82	$545.08	$1,352.72	
196	FVC8-1 (12)	$5,825.54	$429.63	$6,255.17	$1,145.82	$545.08	$1,352.72	
197	FVC8-LN (10)	$5,825.54	$429.63	$6,255.17	$1,145.82	$545.08	$1,352.72	
198	FVC8-LN (12)	$5,825.54	$429.63	$6,255.17	$1,145.82	$545.08	$1,352.72	
199	FVC8X	$5,825.54	$429.63	$6,255.17	$1,145.82	$545.08	$1,352.72	
200	FVC9	$5,825.24	$429.63	$6,255.17	$682.38	$307.07	$981.97	
201	FVC9-LN	$5,825.24	$429.63	$6,255.17	$682.38	$307.07	$981.97	
202	FVM5-2	$551.16	$345.85	$897.01	$294.00	$132.30	$426.30	
203	GFB	$529.57			$294.00			

204	GPFT-A #1/0	$0.75	$0.50	$1.25	$25.00	$15.00	$28.00	
205	GPFT-A #336	$0.75	$0.50	$1.25	$25.00	$15.00	$28.00	
206	GPFT-A #795	$0.75	$0.50	$1.25	$25.00	$15.00	$28.00	
207	GPFT-AN #795	$0.75	$0.50	$1.25	$25.00	$15.00	$28.00	
208	GPFT-ILD #1/0	$0.75	$0.50	$1.25	$25.00	$15.00	$28.00	
209	GPFT-ILD #336	$0.75	$0.50	$1.25	$25.00	$15.00	$28.00	
210	GPFT-ILD #795	$0.75	$0.50	$1.25	$25.00	$15.00	$28.00	
211	GPFT-ILD#4	$0.75	$0.50	$1.25	$25.00	$15.00	$28.00	
212	GPFT-ILN #1/0	$0.75	$0.50	$1.25	$25.00	$15.00	$28.00	
213	GPFT-ILN #336	$0.75	$0.50	$1.25	$25.00	$15.00	$28.00	
214	GPFT-ILN #4	$0.75	$0.50	$1.25	$25.00	$15.00	$28.00	
215	GPFT-ILN #795	$0.75	$0.50	$1.25	$25.00	$15.00	$28.00	
216	GPFT-ILS #1/0	$0.75	$0.50	$1.25	$25.00	$15.00	$28.00	
217	GPFT-ILS #336	$0.75	$0.50	$1.25	$25.00	$15.00	$28.00	
218	GPFT-ILS #4	$0.75	$0.50	$1.25	$25.00	$15.00	$28.00	
219	GPFT-ILS #795	$0.75	$0.50	$1.25	$25.00	$15.00	$28.00	
220	GPGM	$31.50	$14.18	$45.68	$31.50	$14.18	$45.68	
221	GPJ #1/0-1/0	$31.50	$14.18		$31.50	$14.18		
222	GPJ #1/0-336	$31.50	$14.18		$31.50	$14.18		
223	GPJ #1/0-4	$31.50	$14.18		$31.50	$14.18		
224	GPJ #1/0-795	$31.50	$14.18		$31.50	$14.18		
225	GPJ #336-336	$31.50	$14.18		$31.50	$14.18		
226	GPJ #336-795	$31.50	$14.18		$31.50	$14.18		
227	GPJ #4-336	$31.50	$14.08		$31.50	$14.08		
228	GPJ #4-4	$31.50	$14.08		$31.50	$14.08		
229	GPJ #4-795	$31.50	$14.08		$31.50	$14.08		
230	GPJ #795-795	$31.50	$14.08		$31.50	$14.08		
231	GPJC #1/0	$31.50	$14.08		$31.50	$14.08		
232	GPJC #336	$31.50	$14.08		$31.50	$14.08		
233	GPJC #4	$31.50	$14.08		$31.50	$14.08		
234	GPJC #795	$31.50	$14.08		$31.50	$14.08		
235	GSTR-L	$52.50	$23.63	$76.13	$52.50	$23.63	$76.13	
236	GSTR-S	$52.50	$23.63	$76.13	$52.50	$23.63	$76.13	
237	J8: #4 - #1/0	$42.00	$18.90	$60.90	$42.00	$18.90	$60.90	
238	J8: #4/0+	$42.00	$18.90	$60.90	$42.00	$18.90	$60.90	
239	J8: #6 - #2	$42.00	$18.90	$60.90	$42.00	$18.90	$60.90	

240	K10	$42.00	$18.90	$60.90	$42.00	$18.90	$60.90	
241	K14	$42.00	$18.90	$60.90	$42.00	$18.90	$60.90	
242	M2-11	$115.50	$51.98	$167.48	$115.50	$51.98	$167.48	
243	M2-12	$115.50	$51.98	$167.48	$115.50	$51.98	$167.48	
244	M2-15	$115.50	$51.98	$167.48	$215.50	$96.98	$249.98	
245	M26-2-ARM	$147.21	$98.56	$245.77	$147.21	$98.56	$245.77	
246	M26-5C-8-120W	$147.21	$98.56	$245.77	$147.21	$98.56	$245.77	
247	M26-5C-8-40W	$147.21	$98.56	$245.77	$147.21	$98.56	$245.77	
248	M26-BARN	$177.10	$91.54	$268.64	$177.10	$91.54	$268.64	
249	M40-11 #1/0	$52.50	$23.63	$76.13	$52.50	$23.63	$76.13	
250	M40-11 #336 AAC	$52.50	$23.63	$76.13	$52.50	$23.63	$76.13	
251	M40-11 #336 ACSR	$52.50	$23.63	$76.13	$52.50	$23.63	$76.13	
252	M40-11 #4	$52.50	$23.63	$76.13	$52.50	$23.63	$76.13	
253	M5-1	$52.50	$23.63	$76.13	$52.50	$23.63	$76.13	
254	M52-3	$19.00	$14.70	$33.70	$19.00	$14.70	$33.70	
255	M52-4	$19.00	$14.70	$33.70	$19.00	$14.70	$33.70	
256	MBRKT-1	$551.16	$345.85	$897.01	$294.00	$132.30	$426.30	Framing Units adjusted
257	MBRKT-3	$551.16	$345.85	$897.01	$294.00	$132.30	$426.30	
258	Pull Tape - 2500 lb	$2.35	$1.98	$4.33	$2.35	$1.98	$4.33	
259	RECL-651RA	$1,895.32	$1,557.98	$3,453.30	$1,895.32	$1,557.98	$3,453.30	
260	S50-H2	$4,695.57	$832.12	$5,527.69	$2,189.46	$832.12		Exhibit A in the Scope of work
261	S50-H3	$4,695.57	$832.12	$5,527.69	$2,189.46	$832.12		
262	SPOILER #336	$105.00	$46.20	$151.20	$105.00	$46.20	$151.20	
263	SPOILER #795	$105.00	$46.20	$151.20	$105.00	$46.20	$151.20	
264	SVG 210-10 240 OY-OD	$2,349.30	$808.86	$3,158.16	$2,349.30	$808.86	$3,158.16	
265	SVG 310-10 208/120	$2,349.30	$808.86	$3,158.16	$2,349.30	$808.86	$3,158.16	
266	SVG 310-15 208/120	$2,349.30	$808.86	$3,158.16	$2,349.30	$808.86	$3,158.16	
267	SVG 310-25 208	$2,349.30	$808.86	$3,158.16	$2,349.30	$808.86	$3,158.16	
268	SVG 310-50	$2,349.30	$808.86	$3,158.16	$2,349.30	$808.86	$3,158.16	
269	SVG 311-10	$2,349.30	$808.86	$3,158.16	$2,349.30	$808.86	$3,158.16	
270	SVG 311-15 480/277	$2,349.30	$808.86	$3,158.16	$2,349.30	$808.86	$3,158.16	
271	SVG 311-25	$2,349.30	$808.86	$3,158.16	$2,349.30	$808.86	$3,158.16	
272	SVG 311-50 480/277	$2,349.30	$269.62	$1,052.72	$2,349.30	$269.62	$1,052.72	
273	SVG 320-25 480/240	$2,349.30	$269.62	$1,052.72	$2,349.30	$269.62	$1,052.72	
274	SVG100-25 240/120	$783.10	$269.62	$1,052.72	$783.10	$269.62	$1,052.72	
275	SVG110-10 240/120	$783.10	$269.62	$1,052.72	$783.10	$269.62	$1,052.72	

276	SVG110-15 240/120 **Currently w/ DV XFMR**	$783.10	$269.62	$1,052.72	$783.10	$269.62	$1,052.72	
277	SVG110-25 240/120	$783.10	$269.62	$1,052.72	$783.10	$269.62	$1,052.72	
278	SVG110-37.5 240/120	$783.10	$269.62	$1,052.72	$783.10	$269.62	$1,052.72	
279	SVG110-5 240/120	$783.10	$269.62	$1,052.72	$783.10	$269.62	$1,052.72	
280	SVG110-50 240/120	$783.10	$269.62	$1,052.72	$783.10	$269.62	$1,052.72	
281	SVG110-75 240/120	$978.34	$362.30	$1,340.64	$978.34	$362.30	$1,340.64	
282	SVG210-10 240 OY-OD	$1,566.20	$539.24	$2,105.44	$1,566.20	$539.24	$2,105.44	
283	SVG210-25 240 OY-OD	$1,566.20	$539.24	$2,105.44	$1,566.20	$539.24	$2,105.44	
284	SVG210-75/25 240 OY-OD	$1,956.68	$724.60	$2,681.28	$1,956.68	$724.60	$2,681.28	
285	SVG310-75	$2,935.02	$1,086.90	$4,021.92	$2,935.02	$1,086.90	$4,021.92	
286	SVG311-10	$2,349.30	$808.86	$3,158.16	$2,349.30	$808.86	$3,158.16	
287	SVG311-100	$2,935.02	$1,086.90	$4,021.92	$2,935.02	$1,086.90	$4,021.92	
288	SVG311-15 480/277	$2,349.30	$808.86	$3,158.16	$2,349.30	$808.86	$3,158.16	
289	SVG311-25	$2,349.30	$808.86	$3,158.16	$2,349.30	$808.86	$3,158.16	
290	SVG311-37.5 480/277	$2,349.30	$808.86	$3,158.16	$2,349.30	$808.86	$3,158.16	
291	SVG311-50 480/277	$2,349.30	$808.86	$3,158.16	$2,349.30	$808.86	$3,158.16	
292	SVG311-75 480/277 **MISSING XFMR	$2,935.02	$1,086.90	$4,021.92	$2,935.02	$1,086.90	$4,021.92	
293	SVG320-25 480/240	$2,349.30	$808.86	$3,158.16	$2,349.30	$808.86	$3,158.16	
294	UA1 #1/0	$1,659.96	$829.98	$2,489.94	$1,659.96	$829.98	$2,489.94	
295	UA1 #4/0	$1,659.96	$829.98	$2,489.94	$1,659.96	$829.98	$2,489.94	
296	UB1-1/0	$2,335.64	$1,167.82	$3,503.46	$2,335.64	$1,167.82	$3,503.46	
297	UC1-2 #1/0	$3,011.33	$1,505.66	$4,516.99	$3,011.33	$1,505.66	$4,516.99	
298	UC1-4 #1/0	$3,011.33	$1,505.66	$4,516.99	$3,011.33	$1,505.66	$4,516.99	
299	UC6 (1/0)	$3,011.33	$1,505.66	$4,516.99	$3,011.33	$1,505.66	$4,516.99	
300	UC6 (4/0)	$3,011.33	$1,505.66	$4,516.99	$3,011.33	$1,505.66	$4,516.99	
301	UC6 (500) - Part 1	$3,011.33	$1,505.66	$4,516.99	$3,011.33	$1,505.66	$4,516.99	
302	UC6 Concr-Steel Pole - Part 1	$4,011.33	$1,505.66	$5,516.99	$4,011.33	$1,505.66	$5,516.99	
303	UC6 Concr-Steel Pole - Part 2	$4,011.33	$1,505.66	$5,516.99	$1,659.96	$829.98	$2,489.94	
304	USL-10-AR	$1,374.61	$657.20	$2,031.81	$1,374.61	$657.20	$2,031.81	
305	USL-12-AR	$1,374.61	$657.20	$2,031.81	$1,374.61	$657.20	$2,031.81	
306	USL-14-AR	$1,374.61	$657.20	$2,031.81	$1,374.61	$657.20	$2,031.81	
307	USL-25-BA 40W	$1,374.61	$657.20	$2,031.81	$1,374.61	$657.20	$2,031.81	

308	USL-31-BG1	$1,374.61	$657.20	$2,031.81	$1,374.61	$657.20	$2,031.81	
309	USL-35-AL Double arm	$3,497.82	$1,002.66	$4,500.48	$3,497.82	$1,002.66	$4,500.48	
310	USL-35-BA 120W AL Single	$3,497.82	$1,002.66	$4,500.48	$3,497.82	$1,002.66	$4,500.48	
311	USL-35-BA 40W LED	$3,497.82	$1,002.66	$4,500.48	$3,497.82	$1,002.66	$4,500.48	
312	USL-35-BA GROUND	$31.50	$14.18		$31.50	$14.18		
313	USL-CF-A	$254.13	$189.58	$443.71	$254.13	$189.58	$443.71	
314	USL-CF-AR	$254.13	$189.58	$443.71	$254.13	$189.58	$443.71	
315	VA1	$2,195.60	$345.85	$2,541.45	$336.00	$151.20	$487.20	Framing Units adjusted
316	VA1-1	$2,195.60	$345.85	$2,541.45	$336.00	$151.20	$487.20	
317	VA2	$2,195.60	$345.85	$2,541.45	$336.00	$151.20	$487.20	
318	VA3	$2,195.60	$345.85	$2,541.45	$336.00	$151.20	$487.20	
319	VA4	$3,880.04	$345.85	$4,225.89	$336.00	$151.20	$487.20	
320	VA5	$2,195.60	$345.85	$2,541.45	$336.00	$151.20	$487.20	
321	VA5-1	$2,195.60	$345.85	$2,541.45	$336.00	$151.20	$487.20	
322	VA5-2	$2,195.60	$345.85	$2,541.45	$336.00	$151.20	$487.20	
323	VA6	$3,880.04	$345.85	$4,225.89	$336.00	$151.20	$487.20	
324	VA7X	$2,195.60	$345.85	$2,541.45	$336.00	$151.20	$487.20	
325	VB3	$3,103.49	$437.53	$3,541.02	$682.38	$307.07	$981.97	
326	VB4-1	$5,600.15	$437.53	$6,037.68	$682.38	$307.07	$981.97	
327	VB5-1	$2,430.60	$437.53	$2,868.13	$682.38	$307.07	$981.97	
328	VB7X	$5,600.15	$437.53	$6,037.68	$682.38	$307.07	$981.97	
329	VC3	$3,991.38	$529.20	$4,520.58	$1,145.82	$545.08	$1,352.72	
330	VC4-1	$7,320.26	$529.20	$7,849.46	$1,145.82	$545.08	$1,352.72	
331	VC5-1	$3,991.38	$529.20	$4,520.58	$1,145.82	$545.08	$1,352.72	
332	VC7X	$3,991.38	$529.20	$4,520.58	$1,145.82	$545.08	$1,352.72	
333	VM3-1	$1,016.19	$812.96	$1,829.15	$1,016.19	$812.96	$1,829.15	
334	VM3-16A	$2,879.43	$2,625.37	$5,504.80	$2,879.43	$2,625.37	$5,504.80	
335	VM3-16B	$2,879.43	$2,625.37	$5,504.80	$2,879.43	$2,625.37	$5,504.80	
336	VM3-16-MVI	$426.80	$256.08	$682.88	$426.80	$256.08	$682.88	
337	VM3-17	$2,879.43	$2,625.37	$5,504.80	$2,879.43	$2,625.37	$5,504.80	
338	VM3-17M	$3,023.40	$2,756.63	$5,780.03	$3,023.40	$2,756.63	$5,780.03	
339	VM3-17MV	$3,023.40	$2,756.63	$5,780.03	$3,023.40	$2,756.63	$5,780.03	
340	VM3-17V	$2,879.43	$2,625.37	$5,504.80	$2,879.43	$2,625.37	$5,504.80	
341	VM3-2	$1,524.29	$1,219.44	$2,743.73	$1,524.29	$1,219.44	$2,743.73	
342	VM3-3I	$1,016.19	$812.96	$1,829.15	$1,016.19	$812.96	$1,829.15	
343	VM3-M	$3,024.30	$2,756.63	$5,780.03	$3,024.30	$2,756.63	$5,780.03	

344	VM3-MV	$1,270.24	$1,016.20	$2,286.44	$1,270.24	$1,016.20	$2,286.44	
345	VM3-Radio	$1,016.19	$812.96	$1,829.15	$1,016.19	$812.96	$1,829.15	
346	VM5-2	$294.00	$132.30	$426.30	$294.00	$132.30	$426.30	
347	VM5-20	$294.00	$132.30	$426.30	$294.00	$132.30	$426.30	
348	VM5-2A	$294.00	$132.30	$426.30	$294.00	$132.30	$426.30	
349	VM5-4	$294.00	$132.30	$426.30	$294.00	$132.30	$426.30	
350	VM5-5	$294.00	$132.30	$426.30	$294.00	$132.30	$426.30	
351	VM5-5SP	$294.00	$132.30	$426.30	$294.00	$132.30	$426.30	
352	VM5-6	$336.00	$151.20	$487.20	$336.00	$151.20	$487.20	
353	VM5-7	$378.00	$170.10	$548.10	$378.00	$170.10	$548.10	
354	VM5-8	$294.00	$132.30	$487.30	$294.00	$132.30	$487.30	
355	VM5-9	$273.00	$122.85	$395.85	$273.00	$122.85	$395.85	
356	VM5-9 SB	$273.00	$122.85	$395.85	$273.00	$122.85	$395.85	
357	VM5-9: 3Ph	$273.00	$122.85	$395.85	$273.00	$122.85	$395.85	
358	VM5-9T3PH	$273.00	$122.85	$395.85	$273.00	$122.85	$395.85	
359	VM5-9TS	$273.00	$122.85	$395.85	$273.00	$122.85	$395.85	
360	VM5-HSDSW	$1,016.19	$812.96	$1,829.15	$1,016.19	$812.96	$1,829.15	
361	VM6-33	$14.70	$10.50	$25.20	$60.96	$45.72	$85.34	Updated to match our UG Bid Tab for like equipment
362	VM6-4	$52.50	$26.25	$78.75	$52.50	$26.25	$78.75	
363	VM9-13 Control	$105.00	$47.25	$152.25	$105.00	$47.25	$152.25	
364	VM9-13-600 - 14400 kV	$1,424.58	$925.98	$2,350.56	$1,424.58	$925.98	$2,350.56	
365	VM9-13-600 - 7200 kV	$1,424.58	$925.98	$2,350.56	$1,424.58	$925.98	$2,350.56	
366	VM9-13-S 1200	$1,780.73	$1,157.44	$2,938.17	$1,780.73	$1,157.44	$2,938.17	
367	VM9-13-S 600 - 14400 kV	$1,780.73	$1,157.44	$2,938.17	$1,780.73	$1,157.44	$2,938.17	
368	VM9-13-S 600 - 7200 kV	$1,780.73	$1,157.44	$2,938.17	$1,780.73	$1,157.44	$2,938.17	

CURRENT PRICING	Regular 40 Hour Work Week Hourly Price ($)	Overtime Work Hourly Price ($)*	
EQUIPMENT			
Aerial Device Truck 55 to 60 ft.	$ 46.31		
Digger Derrick	$ 53.62		
Truck-Mounted Crane	RENTAL		
Pressure Digger	$ 82.15		
Air Compressor	$ 19.46		
Backhoe (1/4 yd.)	$ 46.96		
Mini / Compact Track hoe	$ 31.05		
Overhead Wire Puller/Tensioner	$ 142.35		4 drum and tensioner
Underground Wire Puller	$ 39.00		
Service Truck	$ 34.15		
Pickup Truck	$ 21.18		
Pole Truck & Trailer	$ 63.21		
Trencher Walk Behind	$ 34.16		
Trencher 60" depth	RENTAL		
Vac. Trailer with Operator	$ 118.30		Trailer and Helper first class
Vac. Truck with Operator	$ 300.00		

PROPOSED PRICING	Regular 40 Hour Work Week Hourly Price ($)	Overtime Work Hourly Price ($)*	
EQUIPMENT			
Aerial Device Truck 55 to 60 ft.	$ 46.31		
Digger Derrick	$ 53.62		
Truck-Mounted Crane	Passthrough		Cost +15%
Pressure Digger (Up to 24" Dia Aug)	$ 84.61		
Air Compressor	$ 19.46		
Backhoe (1/4 yd.)	$ 46.96		
Mini / Compact Track hoe	$ 31.05		
Overhead Wire Puller/Tensioner	$ 142.35		4 drum and tensioner
Underground Wire Puller	$ 39.00		
Service Truck	$ 34.15		
Pickup Truck	$ 21.81		
Pole Truck & Trailer	$ 63.21		
Trencher Walk Behind	$ 34.16		
Trencher 60" depth	Passthrough		Cost +15%
Vac. Trailer with Operator	Passthrough		Cost +15%
Vac. Truck with Operator	Passthrough		Cost +15%

Mini / Compact Aerial Device	$ 78.55		
Mini / Compact Digger	$ 78.55		
LABOR			
Overhead Foreman	$ 114.78	$ 172.17	
Underground Foreman	$ 114.78	$ 172.17	
Service Foreman	$ 100.42	$ 150.63	
Overhead Journeyman Lineman	$ 100.42	$ 150.63	
Underground Journeyman Lineman	$ 100.42	$ 150.63	
Service Journeyman Lineman	$ 100.42	$ 150.63	
Apprentice Lineman 1st Class	$ 91.16	$ 136.74	
Apprentice Lineman 2nd Class	$ 78.19	$ 117.28	
Helper, 1st Class	$ 70.84	$ 106.26	
Helper, 2nd Class	$ 63.50	$ 95.25	
***Overtime rates do not apply for equipment.**			

Mini / Compact Aerial Device	$ 78.55		
Mini / Compact Digger	$ 78.55		
LABOR			
Overhead Foreman	$ 118.22	$ 177.33	
Underground Foreman	$ 118.22	$ 177.33	
Service Foreman	$ 103.43	$ 155.15	
Overhead Journeyman Lineman	$ 103.43	$ 155.15	
Underground Journeyman Lineman	$ 103.43	$ 155.15	
Service Journeyman Lineman	$ 103.43	$ 155.15	
Apprentice Lineman 1st Class	$ 93.89	$ 140.84	
Apprentice Lineman 2nd Class	$ 80.54	$ 120.80	
Helper, 1st Class	$ 73.88	$ 110.83	
Helper, 2nd Class	$ 65.41	$ 98.11	
***Overtime rates do not apply for equipment.**			

City of Georgetown, Texas
City Council
May 26, 2026

SUBJECT:
Historic Consultant Contract - CTA Inc. (DBA Cushing Terrell)

SUGGESTED ACTION:
Consideration and possible action to approve Contract 26-0053-CC with CTA Inc. (dba Cushing Terrell) for consulting services with an annual not-to-exceed amount of $30,000.00 and to authorize the City Manager to execute renewals of the agreement for up to 3-Three additional 1-year renewals with the same terms and conditions for a total 4 year contract and a not-to-exceed amount of $120,000.00 for life of the contract -- Allyson Iiams, Preservation & Redevelopment Program Manager

ITEM SUMMARY:
Item Summary:
Historic consulting services will provide specialized technical guidance and expertise for development and redevelopment projects within the City's historic districts. These services support staff review of complex preservation-related projects, help ensure consistency with adopted historic design standards and preservation goals, and assist in evaluating impacts to historic resources.

Agreement Term:
The agreement with CTA Inc. (DBA Cushing Terrell) will be effective from May 26, 2026, with an initial term of 12 months with the option to renew for three (3) additional one (1) year terms for a total of four (4) terms. Any renewal must be in writing and executed by both parties.

FINANCIAL IMPACT:
The total compensation paid by the City to the Consultant, including expenses, under this Agreement shall not exceed $30,000 per term, including renewals.

SUBMITTED BY:
Hunter Gould, Planning Department

ATTACHMENTS:
26-0053-CC Cushing Terrell_Georgetown Agreement (1).pdf

CONSULTATION AGREEMENT WITH THE CITY OF GEORGETOWN

This Consultation Agreement (the "Agreement") is entered into and made effective on the Fifth day of May, 2026 by and between CTA Inc. (DBACushing Terrell) ("Consultant") and the City of Georgetown, Texas ("City").

1. **Scope of Services.** Consultant agrees to provide such services as further described in **Exhibit A**, which is attached and incorporated herein. Any request by the Consultant for an increase in the Scope of Services and an increase in the amount listed in paragraph four of this Agreement shall be made and approved by the City prior to the Consultant providing such services, or the right to payment for such additional services shall be **waived.** If there is a dispute between the Consultant and the City respecting any service provided or to be provided hereunder by the Consultant, including a dispute as to whether such service is additional to the Scope of Services included in this Agreement, the Consultant agrees to continue providing on a timely basis all services to be provided by the Consultant hereunder, including any service as to which there is a dispute, and the City agrees to continue paying undisputed amounts to Consultant.

2. **City Terms Prevail**. In the event there is a conflict between a term in **Exhibit A** and a term in this Agreement, the terms of this Agreement shall prevail.

3. **Total Compensation.** The total compensation paid by the City to the Consultant, including expenses, under this Agreement shall not exceed **THIRTY THOUSAND DOLLARS AND NO CENTS ($30,000.00) per term, including renewals.** Payment schedule will be made in accordance with **Exhibit B**, which is attached and incorporated herein.

4. **Term.** This Agreement shall become effective on the date signed by the City. The initial term of the Agreement is for twelve (12) months to being on _____ and end on _____, with the option to renew for three (3) additional one (1) year terms for a total of four (4) terms on the same terms and conditions. Any renewal must be in writing and executed by the parties.

5. **Performance.** Consultant, its employees, associates, and/or subcontractors shall perform all the services described in the Scope of Services in a professional manner consistent with industry standards for work on similar projects for similar clients, and be fully qualified and competent to perform those services. Consultant shall undertake the work and complete it in a timely manner and in accordance with all applicable federal, state, and local statutes, regulations, ordinances, and other laws.

6. **Amendments.** Any changes to the terms of this agreement will not be effective unless in writing and signed by both parties.

7. **Insurance.** Consultant shall procure and maintain at its sole cost and expense for the duration of this Agreement insurance against claims for injuries to persons or damages to property that may arise from or in connection with the performance of the work hereunder by the Consultant, its agents, representatives, volunteers, employees or subcontractors. The polices, limits and

endorsements required are set forth in **Exhibit C**. Consultants insurance certificate satisfying the City insurance requirements is attached as **Exhibit D**.

8. **INDEMNITY. THE CONSULTANT SHALL INDEMNIFY AND HOLD HARMLESS THE CITY, ITS OFFICERS, AGENTS, SERVANTS AND EMPLOYEES FROM AND AGAINST ANY AND ALL SUITS, ACTIONS, LEGAL PROCEEDINGS, CAUSES OF ACTION, CLAIMS, DEMANDS, DAMAGES, JUDGMENTS, LOSSES, LIENS, COSTS, EXPENSES, ATTORNEYS' FEES AND ANY AND ALL OTHER COSTS, FEES AND/OR CLAIMS OF ANY KIND OR DESCRIPTION TO THE PROPORTIONAL EXTENT CAUSED BY CONSULTANT'S NEGLIGENCE OR WILLFUL MISCONDUCT WHETHER SUCH ACT BE BY THE CONSULTANT OR ANYONE EMPLOYED BY CONSULTANT. THE CITY, AS A GOVERNMENTAL ENTITY IN THE STATE OF TEXAS, SHALL NOT INDEMNIFY THE CONSULTANT.**

9. **Release by Consultant.** The Consultant releases, relinquishes and discharges the City, its elected officials, officers, directors, agents, employees, representatives and volunteers from all claims, demands, and causes of action of every kind and character, including the cost of defense, for any injury to or death of any person (whether employees of either party or other third parties) and any loss or damage to any property that is caused by or alleged to be caused by, the negligence of Consultant in performing under this Agreement. This release shall apply regardless of whether the claims, demands and/or causes of action are covered in whole or in part by insurance.

10. **Dispute Resolution.** If either the Consultant or the City has a claim or dispute, the parties shall first attempt to resolve the matter through this dispute resolution process. The disputing party shall notify the other party in writing as soon as practicable after discovering the claim, dispute or breach. The notice shall state the nature of the dispute and list the party's specific reasons for such dispute. Within ten (10) business days of receipt of the notice, both parties shall make a good faith effort, in person or through generally accepted means, to resolve any claim, dispute, breach or other matter in question that may arise out of, or in connection with, this Agreement. If the parties fail to resolve the dispute within sixty (60) days of the date of receipt of the notice of the dispute, then the parties may submit the matter to non-binding mediation upon written consent of authorized representatives of both parties. If the parties cannot resolve the dispute through mediation, then either party shall have the right to exercise any and all remedies available under law regarding the dispute.

11. **Ownership of Documents.** The City shall retain ownership of all associated work products and documentation obtained from or created by the Consultant pursuant to this Agreement. Consultant shall deliver all documents or other work product to the City upon request, including original versions if so specified in the request. Notwithstanding any provision of this Agreement to the contrary, Consultant shall retain all ownership and intellectual property rights, including copyrights, in and to its pre-existing materials, including without limitation standard design elements, drawings, specifications, details, blocks, reports, text, and other similar items developed or owned by Consultant independent of and without use of City information, and that are routinely used by Consultant in providing services to other clients.

12. **Payment Terms.** All payments will be processed in accordance with Texas Prompt Payment Act, Texas Government Code, Subtitle F, Chapter 2251. The City will pay Consultant within thirty days after receipt of a correct invoice for services. The Consultant may charge a late fee (fee shall not be greater than that permitted under the Texas Prompt Payment Act) for payments not made in accordance with this prompt payment policy; however, the policy does not apply to payments made by the City in the event: (a) there is a bona fide dispute between the City and Consultant concerning the goods, supplies, materials, equipment delivered, or the services performed, that causes the payment to be late; (b) the terms of a federal agreement, grant, regulation or statute prevents the City from making a timely payment with Federal funds; (c) there is a bona fide dispute between the Consultant and a subcontractor and its suppliers concerning goods, supplies, material or equipment delivered, or the services performed, which caused the payment to be late; or (d) the invoice is not mailed to the City in accordance with this Agreement.

13. **Termination for Convenience.** The City shall have the right to terminate this Agreement, in whole or in part, without cause any time upon thirty (30) calendar days' prior written notice. Upon receipt of a notice of termination, the Consultant shall promptly cease all further work pursuant to the Agreement, with such exceptions, if any, specified in the notice of termination. The City shall pay the Consultant, to the extent of funds appropriated or otherwise legally available for such purposes, for all services performed and obligations incurred prior to the date of termination.

14. **Termination for Cause.** In addition to the termination rights described above, either party may terminate this Agreement effective upon written notice to the other if the other breaches any of the terms and conditions of this Agreement and fails to cure that breach within thirty (30) days after receiving written notice of the breach. In the event of an incurable breach, the non-breaching party may terminate this Agreement effective immediately upon written notice to the breaching party. In addition to all other remedies available under law and in equity, the City may remove the Consultant from the City's Vendor list in the event that this Agreement is terminated for cause and any offer submitted by the Consultant may be disqualified for up to three (3) years.

15. **Non-Appropriation**. This Agreement is a commitment of City's current revenues only. It is understood and agreed that the City shall have the right to terminate this Agreement at the end of any City fiscal year if the governing body of the city does not appropriate funds sufficient to purchase the services. The City may terminate for non-appropriation by giving the Consultant a written notice of termination at the end of its then current fiscal year.

16. **Notices.** Any notice or communication permitted or required by this Agreement shall be deemed effective when personally delivered or deposited, postage prepaid, in the first class mail of the United States properly, or sent via electronic means, addressed to the appropriate party at the address set forth below:

    Notice to the Consultant:

CTA Inc. (DBA Cushing Terrell)
ATTN: Murray Miller
316 W. 12th St., Ste. 300
Austin, TX 78701

Notice to the City:

City of Georgetown
ATTN: City Manager
P.O. Box 409
Georgetown, Texas 78627
David.morgan@georgetowntexas.gov

With copies to:

City of Georgetown
ATTN: City Attorney
P.O. Box 409
Georgetown, Texas 78627
Skye.masson@georgetowntexas.gov

City of Georgetown
ATTN: Allyson Iiams – planning department
Allyson.Iiams@georgetowntexas.gov

17. **Independent Contractor.** The Agreement shall not be construed as creating an employer/employee relationship, a partnership or joint venture. The Consultant's services shall be those of an independent contractor. The Consultant agrees and understands that the Agreement does not grant any rights or privileges established for employees of the City. Consultant shall not be within protection or coverage of the City's Worker Compensation insurance, Health Insurance, Liability Insurance or any other insurance that the City, from time to time, may have in force.

18. **Force Majeure.** The City and the Consultant will exert all efforts to perform the tasks set forth herein within the proposed schedules. However, neither the City nor the Consultant shall be held responsible for inability to perform under this Agreement if such inability is a direct result of a force substantially beyond its control, including but not limited to the following: strikes, riots, civil disturbances, fire, insurrection, war, embargoes, failures of carriers, acts of God, or the public enemy.

19. **No Waiver.** The waiver by either party of a breach or violation of any provision of this Agreement shall not operate as or be construed to be a waiver of any subsequent breach hereof.

20. **Nondiscrimination.** The Consultant, with regard to the work performed by it after award and prior to completion of this Agreement, shall not discriminate on the basis of race, color, sex, or national origin in the selection and retention of Sub-consultants, including procurements of materials and leases of equipment. The Consultant shall not participate either directly or indirectly in the discrimination prohibited by any federal, state or local law.

21. **Right to Audit**. The Consultant agrees that the representatives of the City shall have access to, and the rights to audit, examine, or reproduce, any and all Consultant records related to the performance under this Agreement. The Consultant shall retain all such records for a period of four (4) years after final payment on this Agreement or until all audit and litigation matters that the City has brought to the attention of the Consultant are resolved, whichever is longer.

22. **Advertising and Publicity**. Consultant shall not advertise or otherwise publicize, without the City's prior written consent, the fact that the City has entered into the Agreement, except to the extent required by applicable law.

23. **Confidential Information**. Each party agrees not to use, disclose, sell, license, publish, reproduce or otherwise make available the Confidential Information of the other party except and only to the extent necessary to perform under this Agreement or as required by the Texas Public Information Act or other applicable law. Confidential Information shall be designated and marked as such at the time of disclosure. Each party agrees to secure and protect the other party's Confidential Information in a manner consistent with the maintenance of the other party's confidential and proprietary rights in the information and to take appropriate action by instruction or agreement with its employees, consultants, or other agents who are permitted access to the other party's Confidential Information to satisfy its obligations under this Section. The provisions of this paragraph shall survive the term of the Agreement.

24. **Consultant Certification Regarding Boycotting Israel.** Pursuant to Chapter 2271, Texas Government Code, Consultant certifies that either (1) it is a sole proprietorship or company with fewer than ten (10) employees, or (2) it does not currently boycott Israel and will not boycott Israel during the term of this Agreement. Consultant acknowledges this Agreement may be terminated and payment withheld if this certification is inaccurate.

25. **Consultant Certification Regarding Business with Certain Countries and Organizations.** Pursuant to Subchapter F, Chapter 2252, Texas Government Code, Consultant certifies Consultant is not engaged in business with Iran, Sudan, or a foreign terrorist organization. Consultant acknowledges this Agreement may be terminated and payment withheld if this certification is inaccurate.

26. **Consultant Certification Regarding Boycotting Energy Companies.** Pursuant to Chapter 2274, Texas Government Code, Consultant certifies that either (1) Consultant is a sole proprietorship or company with fewer than ten (10) employees or (2) Consultant does not currently boycott energy companies and will not boycott energy companies during the Term of this Agreement. Consultant acknowledges this Agreement may be terminated and payment withheld if this certification is inaccurate.

27. **Consultant Certification Regarding Boycotting Firearm And Ammunition Industries.** Pursuant to Chapter 2274, Texas Government Code, Consultant certifies that either (1) Consultant is a sole proprietorship or company with fewer than ten (10) employees or (2) Consultant does not currently boycott firearm and ammunition industries; and will not boycott

firearm and ammunition industries during the Term of this Agreement. Consultant acknowledges this Agreement may be terminated and payment withheld if this certification is inaccurate.

28. **Severability.** This Agreement is severable and if any one or more parts of it are found to be invalid, such invalidity shall not affect the remainder of this Agreement if it can be given effect without the invalid parts.

29. **Governing Law and Venue**. This Agreement shall be governed by the laws of the State of Texas. Venue shall be located in Williamson County, Texas.

30. **Successors and Assigns.** This Agreement shall bind and inure to the benefit of the parties hereto and any subsequent successors and assigns; provided however, that no right or interest in the Agreement shall be assigned and no obligation shall be delegated by the Consultant without the prior written consent of the City. Any attempted assignment or delegation by the Consultant shall be void unless made in conformity with this Paragraph.

31. **Third Party Beneficiaries.** Nothing contained in this Agreement shall create a contractual relationship with or a cause of action in favor of a third party against either the City or the Consultant.

32. **Entire Agreement.** This Agreement, with all exhibits, includes the entire agreement of the City and the Consultant and supersedes all prior and contemporaneous agreements between the parties, whether oral or written, relating to the subject of this agreement.

List of Exhibits

A. Scope of Services
B. Payment Schedule
C. Insurance Requirements
D. Certificates of Insurance

[*signatures on the following page*]

CITY OF GEORGETOWN	CONSULTANT
By: _____	By: _____
Name: Josh Schroeder, Mayor	Name, Title: Shawn Pelowitz, Director
Date: _____	Date: 5 May 2026

ATTEST:

_____
Robyn Densmore, City Secretary

APPROVED AS TO FORM:

_____
Skye Masson, City Attorney

Exhibit A

Scope of Services

The tasks and services described below outline the potential review components associated with Certificate of Appropriateness (COA) case management and review. All services shall be performed on an as-needed basis and are not required for every COA case. Consultant agrees to be available on an as needed basis, to be determined by the City in its discretion. The City may request full review, partial review, or review of staff-prepared materials in lieu of a full case analysis, depending on the needs of the specific COA. For COAs involving conceptual review or demolition, Tasks C, D, and E may require additional deliverables. All tasks shall be performed in accordance with the case management review cycle and the City's applicable deadlines, as set forth in the Development Manual available on the City of Georgetown's website at the following link: https://www.georgetowntexas.gov/development_services/planning/information/development_manual/index.php.

A. Training (As Needed)

- Training sessions will be provided on as needed basis as determined by the City in its discretion and may be conducted in person or virtually and may include, but not limited to:
  - Historic Preservation Staff Meeting/Office/Chambers Tour
  - COA Process Overview
  - Unified Development Code Overview
  - Historic Design Guidelines Overview

B. Weekly/Bi-Weekly Historic Staff Meetings

- The Consultant and City staff shall meet on an as needed basis as determined by the City in its discretion to discuss current projects and assign tasks.
- Following each meeting, City staff will provide a summary email outlining the projects.

C. Pre-Application / In-Application Meetings / Customer Service (As Needed)

- The Consultant shall be available to review project materials with staff prior to application submission.
- Meetings may occur remotely or in person each Thursday, or as otherwise scheduled.
- Meetings shall be a minimum of thirty (30) minutes per project unless otherwise directed.

- Following any Pre-Application Meeting, In-Application Meeting, comment review, or other applicant or staff communication, the Consultant shall provide a written response by email within twenty-four (24) hours.

D. Demolition Subcommittee Meetings (As Needed)

- The Consultant shall attend demolition subcommittee meetings upon receipt of a meeting invitation, provided at least twenty-four (24) hours in advance.

E. Plan Review / COA Analysis (Full or Partial Review, As Needed)

- The Consultant shall provide full or partial review, or review of staff-prepared materials, as requested by the City.
- When full review is requested, the Consultant shall provide the following in accordance with Exhibit B:
  - Deliverable (1): Notated comments within application materials in Adobe PDF
  - Deliverable (2): Draft staff report in Microsoft Word
    1. **First review:** within twenty (20) business days from acceptance of a complete application
    2. **Second review:** within ten (10) business days following receipt of the applicant's second submission

F. Staff Report and Presentation Materials (As Requested)

- Upon City request, the Consultant shall prepare staff reports no less than ten (10) days prior to the assigned Historic Architecture Review Commission (HARC) meeting. Such report and accompanying materials shall be prepared in accordance with the City's applicable deadlines, as set forth in the Development Manual available on the City of Georgetown's website at the following link:

  https://www.georgetowntexas.gov/development_services/planning/information/development_manual/index.php

G. On-Call Consultation (as needed)

- If needed, City staff may schedule a time to review and discuss case management, technical issues, and other consulting services as needed.
- In-person meetings outside of the Thursday meeting times shall be requested at least 24 hours in advance of the proposed meeting time.

Exhibit B

Payment Terms

Compensation is based on ***actual*** hours of work/time devoted to providing the described services. The Consultant will be paid at a rate of $250.00 per hour. Unless amended by a duly authorized written change order, the total payment for all invoices generated under this Agreement shall not exceed the amount set forth in paragraph 1.03 of this Agreement ($30,000.00). Consultant agrees to be available on an as needed basis, to be determined by the City in its discretion. Consultant agrees that its services will be billed hourly and shall not exceed $2500.00 per week.

The Consultant must submit ***monthly*** invoices to the City, accompanied by an explanation of charges, professional fees, services, and expenses. The City will pay such invoices according to its normal payment procedures.

Below is a representation of the potential hours required for the review of a COA:

- Pre-application review (optional but recommended): 2.0 – 4.0 hours
- Site visit/meeting with applicant: 1.5 – 3.0 hours
- Post site visit meetings (with applicant/staff etc.): 2.0 – 4.0 hours
- Review applicant document amendments/formal COA application in accordance with Historic Design Guidelines: 3.0 – 6.0 hours
- Review COA application in accordance with the Secretary of the Interior's Standards for the Treatment of Historic Properties: 2.0 – 4.0 hours
- Development of staff report in accordance with UDC/Historic Design Guidelines (as appropriate): 6.0 – 8.0 hours
- Assessment/Administration/Preparation of COA application for HARC consideration: 4.0 – 6.0 hours
- Attendance/Presentation of the application: 3.0 – 4.0 hours
- Travel time will be included in the weekly hour allotment and will be billed at a rate not to exceed 1 hour per trip.

The Consultant and City will complete a (1hr) review of billing at the following cumulative payment levels:

- $5,000.00
- $10,000.00
- $15,000.00

- $20,000.00
- $25,000.00
- $30,000.00

Notwithstanding the foregoing, the City may, in its sole discretion, require additional review of any billing practices or invoices as it deems necessary.

Exhibit C

Insurance Requirements

I. The Consultant agrees to maintain the types and amounts of insurance required in this Agreement throughout the term of the Agreement. The following insurance policies shall be required:

A. Commercial General Liability
B. Business Automobile Liability
C. Workers' Compensation
D. Professional Liability

II. For each of these policies, the Consultant's insurance coverage shall be primary with respect to the City, its officials, agents, employees and volunteers. Any insurance or self-insurance carried or obtained by the City, its officials, agents, employees or volunteers, shall be considered in excess of the Consultant's insurance and shall not contribute to it. No term or provision of the indemnification provided by the Consultant to the City pursuant to this Agreement shall be construed or interpreted as limiting or otherwise affecting the terms of the insurance coverage. All Certificates of Insurance and endorsements shall be furnished to the City's Representative at the time of execution of this Agreement, attached hereto as Exhibit D, and approved by the City *before* work commences.

III. General Requirements Applicable to All Policies.

A. Only licensed insurance carriers authorized to do business in the State of Texas shall be accepted.
B. Deductibles shall be listed on the certificate of insurance and are acceptable only on an "occurrence" basis.
C. "Claims made" policies are not accepted, except for Professional Liability insurance.
D. Coverage shall not be suspended, voided, canceled, or reduced in coverage or in limits except after thirty (30) calendar days prior written notice has been given to the City of Georgetown.
E. The Certificates of Insurance shall be prepared and executed by the insurance company or its authorized agent. Each certificate shall contain the following provisions and warranties:
    1. The insurance company is licensed and authorized to do business in the State of Texas
    2. The insurance policy is underwritten on forms provided by the Texas State Board of Insurance or ISO
    3. All endorsements and coverages are included according to the requirements of this Agreement
    4. The form of notice of cancellation, termination, or change in coverage provisions is specified in this attachment

F. The City of Georgetown, its officials, agents, employees, and volunteers are to be listed as Additional Insureds on the Commercial General Liability and Business Automobile Liability Policies. The coverages shall contain no special limitations on the scope of protection afforded the City, its officials, employees, and volunteers.

V. **Commercial General Liability** requirements:

A. Coverage shall be written by a carrier rated "A: VIII" or better in accordance with the current A. M. Best Key Rating Guide.
B. Minimum Combined Single Limit of $1,000,000 per occurrence per project for bodily injury and property damage with a $2,000,000 annual aggregate limit.
C. Coverage shall be at least as broad as Insurance Service's Office Number CG 00 01.
D. No coverage shall be excluded from the standard policy without notification of individual exclusions being attached for review and acceptance.
E. The coverage shall not exclude: premises/operations; independent contracts; products/completed operations; contractual liability (insuring the indemnity provided herein); and where exposures exist, Explosion, Collapse and Underground coverage.
F. The City shall be listed as Additional Insured, and the policy shall be endorsed to waive rights of subrogation, to be primary and non-contributory with regard to any self-insurance or insurance policy held by the City.

VI. **Business Automobile Liability** requirements:

A. Coverage shall be written by a carrier rated "A:VIII" or better in accordance with the current Best Key Rating Guide.
B. Minimum Combined Single Limit of $1,000,000 per occurrence for bodily injury and property damage.
C. The Business Auto Policy must show Symbol 1 in the Covered Autos portion of the liability section in Item 2 of the declarations page.
D. The coverage shall include owned, leased or rented autos, non-owned autos, any autos and hired autos.

VII. **Workers' Compensation Insurance** requirements:

A. Pursuant to the requirements set forth in Title 28, Section 110.110 of the Texas Administrative Code, *all* employees of the Consultant, the Consultant, *all* employees of any and all subconsultants, and all other persons providing services on the Project must be covered by a workers compensation insurance policy, either directly through their employer's policy (the Consultant's, or subconsultant's policy) or through an executed coverage agreement on an approved DWC form. Accordingly, if a subconsultant does not have his or her own policy and a coverage agreement is used, Consultants and

subconsultants *must* use that portion of the form whereby the hiring Consultant agrees to provide coverage to the employees of the subconsultant. The portion of the form that would otherwise allow them not to provide coverage for the employees of an independent Consultant may not be used.

B. The workers compensation insurance shall include the following terms:

1. Employer's Liability limits of $1,000,000 for each accident is required.
2. "Texas Waiver of Our Right to Recover From Others Endorsement, WC 42 03 04" shall be included in this policy.
3. Texas must appear in Item 3A of the Worker's Compensation coverage or Item 3C must contain the following: All States except those listed in Item 3A and the States of NV, ND, OH, WA, WV, and WY.

VIII. **Professional Liability** requirements:

A. Coverage shall be written by a carrier rated "A:VIII" or better in accordance with the current A. M. Best Key Rating Guide.
B. Minimum of $1,000,000 per claim and $2,000,000 aggregate, with a maximum deductible of $350,000.00. Financial statements shall be furnished to the City upon request.
C. For "claims made" policies, the availability of a 24-month extended reporting period is necessary. The retroactive date shall be shown on the certificate of liability insurance.

Exhibit D

Certificate of Insurance

City of Georgetown, Texas
City Council
May 26, 2026

SUBJECT:
Change Order #1 with E-Z Bel Construction for Lakeway and Northwest Signal Improvements

SUGGESTED ACTION:
Consideration and possible action to approve Change Order #1 with E-Z Bel Construction LLC, for the Construction of the Lakeway and Northwest Signal project in the amount of $108,958.35 -- Wesley Wright, P.E., Systems Engineering Director, and David Herzog, CIP Manager

ITEM SUMMARY:
In October of 2025 City Council approved the construction contract to E-Z Bel Construction for the new traffic signal located at the intersection of Lakeway Drive and Northwest Boulevard. Included in this contract was the installation of the new traffic signal, new electrical cabinet, and pedestrian signal poles.

The proposed change order expands the project scope to include ADA sidewalk improvements, roadway repairs, and other associated construction activities. These improvements are being incorporated from the Priority 2 Sidewalks Project, which is not ready to bid, to enhance overall intersection accessibility, including the installation of ADA-compliant ramps and improved alignment with updated pedestrian crossings.

Integrating these improvements with the traffic signal installation enhances safety and ensures the intersection is fully built out. This approach also minimizes future disruptions and avoids the need for additional reconstruction.

City staff recommends approving Change Order #1 for the construction of the additional sidewalk and roadway improvements to E-Z Bel Construction LLC, in the amount of $108,958.35.

FINANCIAL IMPACT:
Funds for this expenditure are budgeted and available in the FY26 CIP Budget. Funds are sourced from the voter approved 2021 Mobility Bond.

SUBMITTED BY:
Dustin Hanson, Systems Engineering

ATTACHMENTS:
CO#1 packet.pdf

E-Z BEL CONSTRUCTION, LLC
203 Recoleta
San Antonio, Texas 78216
Office: (210) 736-6595
Fax: (210) 735-1842

CHANGE ORDER # 1
REV2

Date: 4/2/2026

Attn: Dustin Hanson
City Of Georgetown
dustin.hanson@georgetowntexas.gov
512-680-6565

Re: Lakeway/ Northwest Traffic Signal Flatwork-

Change Order Scope: Steger/ Bizzell Plan Set- Concrete Flat Work @ Lakeway/ Northwest Intersection

Please accept the following proposal for the above mentioned project and change order.

	Item	Location	Bid Item Description	Unit	Original QTY	CO Qty	New Contract Qty	Unit Price	Total Amt.
NEW	1	Lakeway/ Northwest	MOBILIZATION- CONCRETE FLATWORK	LS	-	1.00	1.00	$ 6,900.00	$ 6,900.00
NEW	2	Lakeway/ Northwest	CONCRETE FLATWORK TCP- TWO PHASES	MO	-	2.00	2.00	$ 13,667.47	$ 27,334.94
NEW	2	Lakeway/ Northwest	REMOV CONC (SIDEWALK, RAMP OR SUP)	SY	-	100.69	100.69	$ 13.00	$ 1,308.97
NEW	3	Lakeway/ Northwest	REMOV CONC (CURB & GUTTER)	LF	-	157.00	157.00	$ 8.15	$ 1,279.55
NEW	4	Lakeway/ Northwest	~~FURN & PLACE TOPSOIL (4")~~	SY	-	-	-	$ 27.00	$ -
NEW	5	Lakeway/ Northwest	~~BLOCK SODDING~~	SY	-	-	-	$ 30.00	$ -
NEW	6	Lakeway/ Northwest	SEDIMENTATION AND TEMPORARY EROSION CONTROL	LF	100.0	62.00	162.00	$ 6.00	$ 372.00
NEW	7	Lakeway/ Northwest	CONC CURB (TY C1)	LF	-	41.00	41.00	$ 152.00	$ 6,232.00
NEW	8	Lakeway/ Northwest	CONC CURB & GUTTER (TY II)	LF	-	141.00	141.00	$ 45.00	$ 6,345.00
NEW	9	Lakeway/ Northwest	CURB RAMPS (TY 1)	EA	-	8.00	8.00	$ 3,100.00	$ 24,800.00
NEW	10	Lakeway/ Northwest	CONC SIDEWALKS (4")	SY	-	92.24	92.24	$ 70.00	$ 6,456.80
NEW	11	Lakeway/ Northwest	RELOCATE SM RD SN SUP&AM TY 10BWG	EA	-	3.00	3.00	$ 1,200.00	$ 3,600.00
NEW	12	Lakeway/ Northwest	ADJUST WATER VALVE	EA	-	3.00	3.00	$ 1,000.00	$ 3,000.00
NEW	13	Lakeway/ Northwest	TREE PROTECTION	EA	-	1.00	1.00	$ 750.00	$ 750.00
NEW	14	Lakeway/ Northwest	TREE TRIMMING	EA	-	1.00	1.00	$ 2,000.00	$ 2,000.00
NEW	15	Lakeway/ Northwest	REMOVE AND REPLACE CONCRETE VALLEY GUTTER	SY	-	87.00	87.00	$ 454.95	$ 39,580.65

TOTAL CHANGE ORDER REQUEST:	$ 108,958.35
TOTAL AMNT TO APPLY TO FORCE ACCT :	$ 21,001.56
TOTAL SCOPE OF WORK :	$ 129,959.91

General Exclusions:

1) N/A

Change Order Conditions:

1) Due to volatile material market, this proposal shall be valid for a period of fifteen (15) days and is subject to change thereafter.
2) The cost of this change includes only those direct costs which can be identified at this time. There are no impact or ripple costs and no delay costs included in this proposal. Should it be determined at a later date that there are impact costs because of multiple changes, delays or other causes beyond E-Z Bel's control, said additional costs will be submitted at that time. Therefore, E-Z Bel expressly reserves all rights to additional compensation for schedule changes, performance cost increases, other direct costs, indirects costs, ripple effects, and/or impacts not presently known and or determinable directly or indirectly arising out of or related to the subject(s) of this modification, to include appropriate overhead costs, general, managerial and administrative costs, and profit.
3) Work for this change order will not proceed unless directed IN WRITING by the Owner.
4) This proposal excludes any work not specifically described within.
5) This proposal is fair and equitable for the work requested and a change order should be issued immediately so as not to delay the project. If the proposal does not result in a formal change order to our contract within 15 business days, E-Z Bel reserves the right to revise the pricing and or request time suspension until CO is executed.
6) Above Work will result in additional days mutually adjusted to the contract between EZBel and City of Georgetown.
7) All above QTYs are solely based on takeoff QTYs from plan sheet provided. Measured in place QTYs shall be billed and paid for appropriately.

Pricing above is valid for 15 days from submission
Expires: 4/17/2026

Please feel free to contact the undersigned with any questions.
Respectfully submitted,

Dusty Viebrock
Area Manager

For Customer

Accepted By: _____
Title: _____
Signature: _____
Date: _____

E-Z Bel Construction, LLC

Engineers Joint Documents Committee
Design and Construction Related Documents
Instructions and License Agreement

Instructions

Before you use any EJCDC document:

1. Read the License Agreement. You agree to it and are bound by its te1ms when you use the EJCDC document.

2. Make sure that you have the c01Tect version for your word processing software.

How to Use:

1. While EJCDC has expended considerable effort to make the software translations exact, it can be that a few document controls (e.g., bold, underline) did not carry over.

2. Similarly, your software may change the font specification if the font is not available in your system. It will choose a font that is close in appearance. In this event, the pagination may not match the control set.

3. If you modify the document, you must follow the instructions in the License Agreement about notification.

4. Also note the instruction in the License Agreement about the EJCDC copyright.

License Agreement

You should carefully read the following terms and conditions before using this document. Commencement of use of this document indicates your acceptance of these terms and conditions. If you do not agree to them, you should promptly return the materials to the vendor, and your money will be refunded.

The Engineers Joint Contract Documents Committee ("EJCDC") provides **EJCDC Design and Construction Related Documents** and licenses their use worldwide. You assume sole responsibility for the selection of specific documents or portions thereof to achieve your intended results, and for the installation, use, and results obtained from **EJCDC Design and Construction Related Documents.**

You acknowledge that you understand that the text of the contract documents of **EJCDC Design and Construction Related Documents** has important legal consequences and that consultation with an attorney is recommended with respect to use or modification of the text. You further acknowledge that EJCDC documents are protected by the copyright laws of the United States.

License:

You have a limited nonexclusive license to:

1. Use **EJCDC Design and Construction Related Documents** on any number of machines owned, leased or rented by your company or organization.

2. Use **EJCDC Design and Construction Related Documents** in p1inted frnm for bona fide contract documents.

3. Copy **EJCDC Design and Construction Related Documents** into any machine readable or printed fom1 for backup or modification purposes in support of your use of **EJCDC Design and Construction Related Documents.**

You agree that you will:

1. Reproduce and include EJCDC's copyright notice on any printed or machine-readable copy, modification, or portion merged into another document or program. All proprietary rights in **EJCDC Design and Construction Related Documents** are and shall remain the property of EJCDC.

2. Not represent that any of the contract documents you generate from **EJCDC Design and Construction Related Documents** are EJCDC documents unless (i) the document text is used without alteration or (ii) all additions and changes to, and deletions from, the text are clearly shown.

You may not use, copy, modify, or transfer EJCDC Design and Construction Related Documents, or any copy, modification or merged portion, in whole or in part, except as expressly provided for in this license. Reproduction of EJCDC Design and Construction Related Documents in printed or machine-readable format for resale or educational purposes is expressly prohibited.

If you transfer possession of any copy, modification or merged portion of EJCDC Design and Construction Related Documents to another party, your license is automatically terminated.

Term:

The license is effective until te1minated. You may terminate it at any time by destroying **EJCDC Design and Construction Related Documents** altogether with all copies, modifications and merged pmtions in any form. It will also tenninate upon conditions set f01th elsewhere in this Agreement or if you fail to comply with any tem1 or condition of this Agreement. You agree upon such tem1ination to destroy **EJCDC Design and Construction Related Documents** along with all copies, modifications and merged portions in any form.

Limited Warranty:

EJCDC warrants the CDs and diskettes on which **EJCDC Design and Construction Related Documents** is famished to be free from defects in materials and workmanship under normal use for a period of ninety (90) days from the date of delive1y to you as evidenced by a copy of your receipt.

There is no other warranty of any kind, either expressed or implied, including, but not limited to the implied warranties of merchantability and fitness for a particular purpose. Some states do not allow the exclusion of implied warranties, so the above exclusion may not apply to you. This warranty gives you specific legal rights and you may also have other rights which vary from state to state.

EJCDC does not warrant that the functions contained in **EJCDC Design and Construction Related Documents** will meet your requirements or that the operation of **EJCDC Design and Construction Related Documents** will be unintem.1pted or error free.

Limitations of Remedies:

EJCDC's entire liability and your exclusive remedy shall be:

1. the replacement of any document not meeting EJCDC's "Limited Warranty" which is returned to EJCDC's selling agent with a copy of your receipt, or

2. if EJCDC's selling agent is unable to deliver a replacement CD or diskette which is free of defects in materials and workmanship, you may te1minate this Agreement by returning EJCDC Document and your money will be refunded.

In no event will EJCDC be liable to you for any damages, including any lost profits, lost savings or other incidental or consequential damages arising out of the use or inability to use **EJCDC Design and Construction Related Documents** even if EJCDC has been advised of the possibility of such damages, or for any claim by any other party.

Some states do not allow the limitation or exclusion of liability for incidental or consequential damages, so the above limitation or exclusion may not apply to you.

General:

You may not sublicense, assign, or transfer this license except as expressly provided in this Agreement. Any attempt otherwise to sublicense, assign, or transfer any of the rights, duties, or obligations hereunder is void.

This Agreement shall be governed by the laws of the State of Virginia. Should you have any questions concerning this Agreement, you may contact EJCDC by writing to:

Arthur Schwartz, Esq.
General Counsel
National Society of Professional Engineers
1420 King Street
Alexandria, VA 22314

Phone: (703) 684-2845
Fax: (703) 836-4875
e-mail: aschwartz@nspe.org

You acknowledge that you have read this agreement, understand it and agree to be bound by its terms and conditions. You further agree that it is the complete and exclusive statement of the agreement between us which supersedes any proposal or prior agreement, oral or written, and any other communications between us relating to the subject matter of this agreement.

Change Order

No.1

Date of Issuance: 03September2025 Effective Date: 23September2025

Project: TRAFFIC SIGNAL INSTALLATION FOR THE INTERSECTION OF: Lakeway Dr at Northwest Blvd	Owner: City of Georgetown	Owner's Contract No: 25-0362-CIP
Contract:		Date of Contract: 03Sep2025
Contractor: EZ Bel Construction, LLC		Engineer's Project No.: T2082.06

The Contract Documents are modified as follows upon execution of this Change Order:

Description:

1. Add sidewalk and ramps to project.
2.
3.
4.
5.

Attachments (list documents supporting change):

1. Modified Drawing by EZ Bel
2.
3.
4.
5.

CHANGE IN CONTRACT PRICE:

Original Contract Price:

$435,833.40

[Increase] [Decrease] from previously approved Change Orders No. _____to No. _____:

$_____

Contract Price prior to this Change Order:

$ 435,833.40

Increase of this Change Order:

$ 108,958.35

Contract Price incorporating this Change Order: $ 544,791.75

CHANGE IN CONTRACT TIMES:

Original Contract Times: ☐ Working days ☐ Calendar days

Substantial completion (days or date):_____

Ready for final payment (days or date):_____

[Increase] [Decrease] from previously approved Change Orders No. _____to No. _____:

Substantial completion (days):_____

Ready for final payment (days):_____

Contract Times prior to this Change Order:

Substantial completion (days or date):_____

Ready for final payment (days or date):_____

[Increase] [Decrease] of this Change Order:

Substantial completion (days or date):_____

Ready for final payment (days or date):_____

Contract Times with all approved Change Orders:

Substantial completion (days or date):_____

Ready for final payment (days or date):_____

RECOMMENDED:	ACCEPTED:	ACCEPTED:
By: _____	By: _____	By: _____
Engineer (Authmized Signature)	Owner (Authmized Signature)	Contractor (Authmized Signature)
Date: 08April2026	Date: _____	Date: _____
Approved by Funding Agency (if applicable):		
_____		Date: _____

Change Order

Instructions

A. GENERAL INFORMATYON

This document was developed to provide a uniform format for handling contract changes that affect Contract Price or Contract Times. Changes that have been initiated by a Work Change Directive must be incorporated into a subsequent Change Order if they affect Price or Times.

Changes that affect Contract Price or Contract Times should be promptly covered by a Change Order. The practice of accumulating Change Orders to reduce the administrative burden may lead to unnecessary disputes.

If Milestones have been listed in the Agreement, any effect of a Change Order thereon should be addressed.

For supplemental instructions and minor changes not involving a change in the Contract Price or Contract Times, a Field Order should be used.

B. COMPLETING THE CHANGE ORDER FORM

Engineer norma11y initiates the form, including a description of the changes involved and attachments based upon documents and proposals submitted by Contractor, or requests from Owner, or both.

Once Engineer has completed and signed the fom1, a11 copies should be sent to Owner or Contractor for approval, depending on whether the Change Order is a true order to the Contractor or the formalization of a negotiated agreement for a previously performed change. After approval by one contracting party, a11 copies should be sent to the other party for approval. Engineer should make distribution of executed copies after approval by both parties.

If a change only applies to price or to times, cross out the part of the tabulation that does not apply.

These drawings are the sole property of STEGER & BIZZELL ENGINEERING, INC. The use of these drawings is hereby restricted to the original site for which they were prepared. Reproduction or reuse of these drawings in whole or in part without written permission of STEGER & BIZZELL ENGINEERING, INC. is strictly prohibited.

MATCH LAYOUT 18

MATCH LAYOUT 20

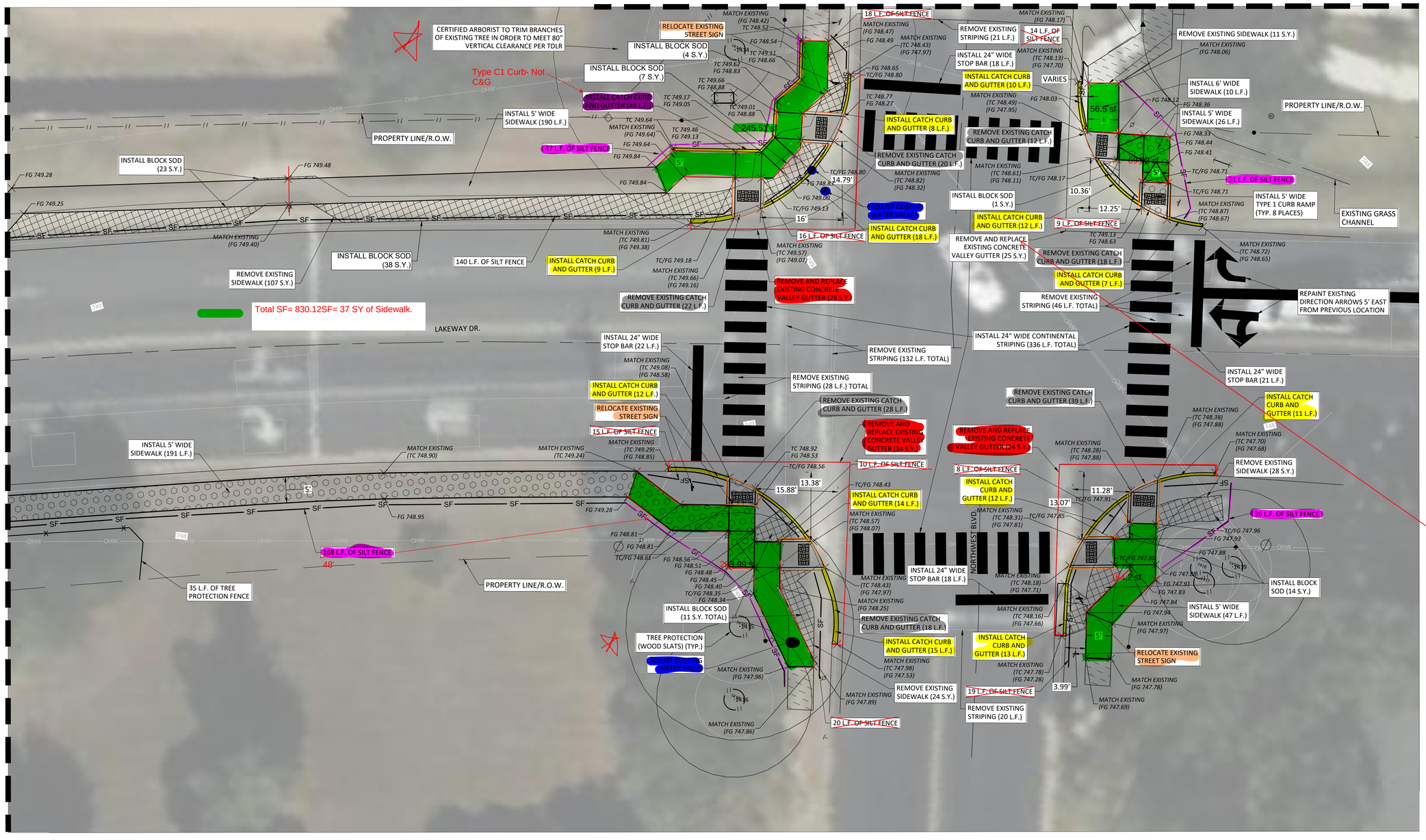

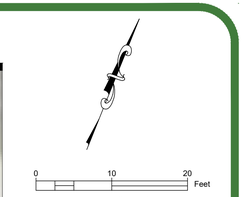

LEGEND

- COMPLIANT SIDEWALK TO REMAIN
- REHABILITATED SIDEWALK
- PROPOSED SIDEWALK
- TREE TO BE REMOVED
- TREE TO BE PRESERVED
- TREE PROTECTION (WOOD SLATS)
- 123 EXISTING CONTOUR
- INSTALL BLOCK SOD AND WATER AREA
- UP DN RAMP

NEW INSTALL

NOTES:

1. THESE CONSTRUCTION PLANS HAVE BEEN PREPARED TO FULFILL THE REQUIREMENTS FOR THE TCEQ FOR WATER POLLUTION ABATEMENT OVER THE EDWARDS AQUIFER. CONTRACTOR SHALL CONTACT THE ENGINEER FOR ADDITIONAL DETAILED CONSTRUCTION PLANS PRIOR TO CONSTRUCTION.
2. ELEVATIONS SHOWN ARE FOR REFERENCE ONLY. CONTRACTOR TO ENSURE THAT NEW SIDEWALK MEETS TAS ADA REQUIREMENTS. CONTRACTOR TO COORDINATE WITH ENGINEER BEFORE POURING.
3. ALL PROPOSED CONNECTIONS TO EXISTING LOCATIONS SHALL MATCH EXISTING GRADE.

WARNING!
There are existing water pipelines, underground telephone cables and other above and below ground utilities in the vicinity of this project. The Contractor shall contact all appropriate companies prior to any construction in the area and determine if any conflicts exist. If so, the Contractor shall immediately contact the Engineer who shall revise the design as necessary.

NO.	REVISION	BY	DATE

AMK, JKL — DESIGNED BY: — DATE
AMK, JKL — DRAWN BY: — DATE
JKL, DLP — CHECKED BY: — DATE
DLP — APPROVED BY: — DATE

FOR REVIEW.

THIS DOCUMENT IS RELEASED FOR THE PURPOSE OF REVIEW UNDER THE AUTHORITY OF DAVID L. PLATT, P.E. REG. #115964 ON 2026-02-13. IT IS NOT TO BE USED FOR BIDDING, PERMIT OR CONSTRUCTION.

STEGER BIZZELL
ADDRESS 1978 S. AUSTIN AVENUE GEORGETOWN, TX 78626
METRO 512.930.9412 TEXAS REGISTERED ENGINEERING FIRM F-181 TBPELS FIRM No.10003700 WEB STEGERBIZZELL.COM
SERVICES >>ENGINEERS >>PLANNERS >>SURVEYORS

SIDEWALK LAYOUT 19
for
CITY OF GEORGETOWN PRIORITY II SIDEWALKS - NORTH
City of Georgetown
Williamson County, Texas

Project No: 22951

SHEET 26 of 65

City of Georgetown, Texas
City Council
May 26, 2026

SUBJECT:
Change Order No. 4 Garey Park

SUGGESTED ACTION:
Consideration and possible action to approve the ratification of Change Order No. 4 for STR Constructors LLC for Garey Park Phase 2 construction improvements in the amount of $254,553.85 -- Eric Nuner, Assistant Parks and Recreation Director

ITEM SUMMARY:
This change order includes items related to the renovations of Garey House and Garey Park.

Garey House changes include structural steel modifications to the chimney that were discovered after removal of drywall and the existing chimney. These changes were necessary to maintain the structural integrity of the building. Additional changes include functional and aesthetic improvements intended to enhance the facility's use for special events.

Garey Park improvements include modifications to the Retreat Hall and cabins to improve ADA accessibility for both visitors and City staff, including motorized roll-up doors and building modifications to support technology upgrades for events. Additional improvements include modifications to the Equestrian Center outdoor arena to better accommodate a variety of equestrian activities while improving long-term durability and maintenance. Heaters are being added to the Maintenance Building to improve working conditions for staff, as these were not included in the original phase of construction.

Additional changes include skate park drainage modifications necessitated by site conditions and general site fencing improvements along the eastern boundary of the park to incorporate City-owned property that was previously unfenced. These fencing improvements will help prevent future private encroachments and limit unauthorized access to this paid facility.

A resolution accepting donated funds from the Garey estate was approved by City Council on October 11, 2022. In accordance with Mr. Garey's will, these funds were placed in a donor-advised fund at the Georgetown Area Community Foundation for capital improvements at Garey Park. On February 11, 2025, City Council awarded a construction contract to STR Constructors, LTD in the amount of $15,885,369.00 for Phase 2 improvements at the park.

Capital improvements funded through the donor-advised account must be completed within five years of Mr. Garey's passing, or by March 18, 2027. Improvements identified in the will include group camping cabins, an amphitheater, and removal of second-growth cedar. Additional eligible improvements include a turn lane on FM 2243, mountain bike trails, equestrian area enhancements, a skate park, disc golf course, restrooms, parking, and renovations to Garey House.

STAFF RECOMMENDATION:
Staff and Halff Associates recommend approval of Change Order No. 4 to STR Constructors, LTD for

the Garey Park Phase 2 Improvements project in the amount of $254,553.85.

FINANCIAL IMPACT:
Funds for this project are budgeted and available in the Parks CIP Fund. Georgetown Area Community Foundation will reimburse actual expenses as they occur.

SUBMITTED BY:
Amy Castillo, Parks and Recreation

ATTACHMENTS:
COR 04 Final Copy Rev 3 Arch and GC SIgned.pdf

Change Order

No. 04

Date of Issuance: April 29, 2026 Effective Date: _____

Project: Garey Park Phase II - Improvements	Owner: City of Georgetown	Owner's Contract No.: 25-0182-CIP
Project No: CSP202506		Date of Contract: March 14, 2025
Contractor: STR Constructors, Inc.		Engineer's Project No.: 31001

The Contract Documents are modified as follows upon execution of this Change Order:

Description:

Miscellaneous Garey House and Garey Park modifications, revisions and additions.

Attachments (list documents supporting change):

See attached Change Proposals: 4

CHANGE IN CONTRACT PRICE:

Original Contract Price:

$ 15,885,369.00

[Increase] [Decrease] from previously approved Change Orders No. 1 to No. 3:

$263,934.89

Contract Price prior to this Change Order:

$ 16,149,303.89

[Increase] [Decrease] of this Change Order:

$ 254,553.85

Contract Price incorporating this Change Order:

$ 16,403,857.74

CHANGE IN CONTRACT TIMES:

Original Contract Times: ☐ Working days ☒ Calendar days

Substantial completion (days or date): 335

Ready for final payment (days or date): 365

[Increase] [Decrease] from previously approved Change Orders No. 1 to No. 3:

Substantial completion (days): 407

Ready for final payment (days): 437

Contract Times prior to this Change Order:

Substantial completion (days or date): 407

Ready for final payment (days or date): 437

[Increase] [Decrease] of this Change Order:

Substantial completion (days or date): 462

Ready for final payment (days or date): 492

Contract Times with all approved Change Orders:

Substantial completion (days or date): 462

Ready for final payment (days or date): 492

RECOMMENDED:	ACCEPTED:	ACCEPTED:
By: PLA, SPM (Halff)	By: _____	By: _____
Design Consultant (Authorized Signature)	Owner (Authorized Signature)	Contractor (Authorized Signature)
Date: 04-29-2026	Date: _____	Date: 4-29-26

Approved by Funding Agency (if applicable):

_____ Date: _____

STR CONSTRUCTORS, LLC.
CHANGE PROPOSAL

PROPOSAL ISSUED TO: City of Georgetown
Parks Dept

NO.: 4

PROJECT: Garey Park Phase 2

ATTENTION: Halff - Georgetown

DESCRIPTION: Change proposal Request No. 04. This COR has costs associated and (55) additional Calander Days.

Description	Subcontracts	Material	Labor	Total
Concrete - retreat pier deduct	$ (12,000.00)			$ (12,000.00)
Tee Box signs (36)	$ (3,373.56)			$ (3,373.56)
Single Gen Gate Deduct	$ (2,800.00)			$ (2,800.00)
70/30 credit 421CY * $18.00	$ (7,578.00)			$ (7,578.00)
Structural Steel Changes at Chimney	$ 9,929.87			$ 9,929.87
remove buried timbers	$ 8,110.00			$ 8,110.00
Patch and Touch up around lights GH	$ 2,612.00			$ 2,612.00
Steel - cover plates	$ 3,350.00			$ 3,350.00
Steel - added angle clips and plates GH	$ 2,693.00			$ 2,693.00
Steel - added stubs for columns Play Ranch RR	$ 2,640.00			$ 2,640.00
Demo - demo generator pad	$ 3,352.25			$ 3,352.25
Dirt - Change footing mix	$ 39,504.50			$ 39,504.50
Paint - upper windows	$ 6,756.00			$ 6,756.00
LA - Vegatative Screening	$ 21,165.00			$ 21,165.00
Trim - MDF trim around GH doors	$ 4,350.00			$ 4,350.00
Plumbing - move plumbing wall due to discrepancy between architectural and structural plans at cabins	$ 4,295.25			$ 4,295.25
Dirt - relocation of palletized flagstone	$ 2,688.75			$ 2,688.75
LA - GH bed repair	$ 3,845.00			$ 3,845.00
Concrete - new generator pad	$ 10,150.00			$ 10,150.00
Mason - additional masonry gen pad	$ 4,269.00			$ 4,269.00
Dirt - additional prep for gen pad	$ 3,592.50			$ 3,592.50
Fence - gates for gen pad	$ 9,792.00			$ 9,792.00
Electric - move roughin at gen pad	$ 1,150.00			$ 1,150.00
Electric - added scope at retreat	$ 5,600.00			$ 5,600.00
Framing - extra blocking at Retreat	$ 3,659.00			$ 3,659.00
Electric - move conduit at play ranch	$ 4,375.00			$ 4,375.00
Framing - demo door & frame, frame in new	$ 985.00			$ 985.00
Tile - Adding waterproof and tiles to divider walls	$ 8,850.00			$ 8,850.00
HVAC - maint heaters	$ 16,472.00			$ 16,472.00
Electric - Maint heaters	$ 15,000.00			$ 15,000.00
Repaint door and trim event area	$ 647.00			$ 647.00
Move piping for ADA shrouds	$ 1,676.77			$ 1,676.77
property survey	$ 5,700.00			$ 5,700.00
door operators for 6 OH doors	$ 9,616.00			$ 9,616.00
Skate park turf drain issues	$ 15,358.51			$ 15,358.51
Relocate Fence Laydown Yard	$ 5,775.00			$ 5,775.00
Replace section of dog park cedar fence	$ 4,050.00			$ 4,050.00
Emergency House Clean	$ 2,137.94			$ 2,137.94
Denali thresholds	$ 5,447.55			$ 5,447.55
Additonal GC Days - Calander Add Days (55)	$ -			$ -

STR CONSTRUCTORS, LLC.
CHANGE PROPOSAL

DIRECT COST	$ 223,843.33	$ -	$ -	$ 223,843.33
PAYROLL TAX & INSURANCE	0.00%			$ -
STR FEE ON SUBCONTRACTORS	10.00%			$ 22,384.33
STR FEE ON OWN WORK	15.00%			$ -
BOND	2.50%			$ 6,155.69
INSURANCE	0.86%			$ 2,170.50
TOTAL COST				$ 254,553.85

QUALIFICATIONS & CLARIFICATIONS:

This change proposal becomes null & void after ten calendar days (10) and extends the contract completion date by 55 working days at $1,015.00 dollars of cost for general conditions expenses per each work day. Work stoppage due to late acceptance of this change proposal voids this quotation and will increase the cost by the General Contractor's general conditions expenses which exceed ($ 750.00) per day. One Work day = 1.4 Calendar days.

STR CONSTRUCTORS, LLC.	Approved by:
DATE: 3/30/2026 Joshua Hout, PM	Date:

MERVAL CONSTRUCTION
BUILDING FOR TOMORROW

www.mervalconstruction.com
info@mervalconstruction.com
512-294-2177
PO Box 41768 Austin, TX 78704

Toll Free: 833-294-2177

Retreat Pavilion

Project: Garey Park

GC: STR Constructors

Date: 02-06-2026

Description: Removed 10 Piers @ Retreat Pavilion

Equipment Credit[1]	**- $5,400.00**
Material Credit[2]	**- $4,200.00**
Labor Credit[3]	**- $2,400.00**

Merval Construction Company, LLC.

Sign_____

Date_____

STR Constructors, LLC

Sign_____

Date _____

Includes

1. **Equipment to drill piers and install rebar**
2. **Concrete, Rebar, Form Material**
3. **Excavate, Form, Reinforce, Pour, and Clean-up**

Quote No. IZONE 119173-03

February 19, 2026

Customer STR Constructors

Reference GAREY PARK PHASE 2 IMPORVEMTNTS

Bill to	**Proof to**	**Ship to**
STR Constructors	STR Constructors	STR Constructors
Joshua Hout	Gilbert Bolding	Gilbert Bolding
15500 W Highway 29	15500 W Highway 29	15500 W Highway 29
Liberty Hill, TX 78642	Liberty Hill, TX 78642	Liberty Hill, TX 78642
US	US	US
T: (512) 515-0254	T: (512) 515-0254	T: (512) 515-0254
Email: joshua@strconstructors.com	Email: gilbertb@strconstructors.com	Email: gilbertb@strconstructors.com

Terms	1/2 Down - Balance Prior to Shipping	**Due Date**		**Ship Date**		**SR**	Jessica Beaver
Client PO		**Service Date**		**Ship Method**	R+L	**SA**	Viviana Padilla
Valid Until	03/21/2026	**Revision Date**	02/19/2026	**F.O.B.**	N/A	**PM**	Zeny Thomas-Faz
Target Ship Date	0000-00-00	**Invoice Paid**	0000-00-00	**Match to**			
Hardware Ship Method		**Deposit Paid**	0000-00-00			**Opp Ref.**	IZONE-66020

No.	Item	Description	Qty	UOM	Unit Price	Extension
1.	~~CHPL panels:1/2" XT~~	5 H ~~X 43 W : 1/2" Exterior Panel Single Sided~~ (1.493 SQ FT) FINI~~SHING OPTIONS: Matte Finish - Exterior (1 Each)~~ *~~(29) ORIGINALS~~ *In~~cludes: Standard 1/8" Beveled Edge + 1/8" Radius Corners~~ Holes - Y ~~Mounting~~ CUSTOMER PROVIDED 1" STANDOFFS Qty (4) 1/4" Through Drill Holes per panel	~~29~~	~~Each~~	~~81.37~~	~~2,359.73~~
2.	CHPL panels:1/2" XT	18 H X 12 W : 1/2" Exterior Panel Single Sided (1.500 SQ FT) FINISHING OPTIONS: Matte Finish - Exterior (1 Each) *(36) ORIGINALS *Includes: Standard 1/8" Beveled Edge + 1/8" Radius Corners Holes - Y	36	Each	93.71	3,373.56

(continued on next page)

continued on next page

Customer STR Constructors

Reference GAREY PARK PHASE 2 IMPORVEMTNTS

No.	Item	Description	Qty	UOM	Unit Price	Extension
		Mounting CUSTOMER TO PROVIDE Qty (4) 1/4" Blind Threaded Holes located on back of panel, price includes 1/2" long 1/4"- 20 Button Socket Cap Black Oxide Screws				
3.	PDF Proofs	PDF Proofs of each unique panel layout	65	Each	0.00	0.00
4.	CHPL Color Samples	8" x 10" images cropped from full-sized panel layouts.	1	Each	50.00	50.00
5.	Wrapping & Crating		1	Each	200.00	200.00
6.	Shipping & Handling	*Estimated - 1 business days transit to 78642 *Estimate does NOT include any special delivery services such as a Lift Gate, Specific Delivery Scheduling or delivery to a residential or governmental address. Additional charges may apply if such services are required at time of delivery. International shipment estimates are in US Dollars they do NOT include Brokerage fees, duties, taxes or other customs clearance costs. International customers must have a Customs Broker of their choosing to handle customs clearance of their shipment and are responsible for all associated costs	1	Each	501.05	501.05

Payments accepted Credit Card, ACH, Check or Electronic checks.

Subtotal	6,484.34
*** Tax Exempt # TX Exempt**	0.00
Deposit Required	3,242.17
Total (USD)	**6,484.34**

Quote Valid Until: March 21, 2026

Joshua Hout

From: Mark Williams <mark@barrierfence.com>
Sent: Monday, March 9, 2026 10:43 AM
To: Joshua Hout
Cc: Scott Carey
Subject: COR#11 - Generator Gate - Barrier Fence
Attachments: COR#11 - Generator Gate - Garey Park - Barrier Fence.pdf

External (mark@barrierfence.com)

Report This Email

Hey Joshua,

Please see attached COR#11 for the generator gate.

We didn't price the first one, but it shows to originally be listed as a 6'x6' and now they want it 19-20'x8'. Whole different animal. They asked for a credit, and I would say a fair cost for the original gate would be approx $2,800.00. Just my 2 cents on it.

Thank you,

Mark Williams – Owner
Barrier Fence LLC "Securing Your Future"
402A W Palm Valley Blvd. Ste #181
Round Rock, TX 78664
Ph: 512.709.8467
Cell: 512.573.6438
Fax: 512.310.8307
Mark@BarrierFence.com
www.BarrierFence.com

IMPORTANT: The contents of this email and any attachments are confidential. It is strictly forbidden to share any part of this message with any third party, without a written consent of the sender. If you received this message by mistake, please reply to this message and follow with its deletion, so that we can ensure such a mistake does not occur in the future.

Venditti LLC
CHANGE ORDER
9423 Shady Oaks DR
Austin, TX 78729

PROJECT:
Garey Park Phase 2
6450 RM 2243
Georgetown, TX 78628

CHANGE ORDER NO.: 9

DATE:

OWNER/ GENERAL CONTRACTOR

Customer:
STR Constructors, LLC
15500 Hwy 29
Liberty Hill, TX 78642

Your subcontract for performing work on this project is revised as shown below. Except as specifically revised herein, all work, terms and conditions of the original subcontract remain the same and in force. If any portion of this change order is not acceptable, you must furnish us written notification of such non-acceptance at the address designated below within seven (7) days of the date of issue hereof.

The SubContract is changed as follows:
Description: Add underdrain at Play Ranch, Add excavation at Horse Arena, Add 50:50 Sand at 10"
Scope:

Provide and install Fabric Wrapped Underdrain, gravel, survey layout, excavate and grade, PLAY RANCH SHEETS ATTACHED LISTING EXCLUSIONS, : Hand Excavate Trench Key for sidewalk around horse arena for concrete sub after removal of timbers that will not be installed between fence post and new sidewalk. : Increase arena soil to 10" in depth, Produced and delivered by Private Supplier to a ratio of 50:50 special blend of clay and sand.

		QTY	Unit	Unit Price	Add/Deduct
1					$ -
2					$ -
3					$ -
4					$ -
5					$ -
6					$ -
					$ -
7					$ -
8					$ -
					$ -
9					$ -
10					$ -
11					$ -
12					$ -
13					$ -
14					$ -
15					$ -
16					$ -
17					$ -
18	50/50 Arena Soil Mix at 10"				$ -
19	50:50 Blend Sand	700	CY	$ ~~62.07857500~~	$ ~~43,455.00~~
20					$ -
21	Credit of Original proposed @6"	(421)	CY	$ ~~-6.00~~	$ ~~(2,526.00)~~
22				~~18.00~~	$ ~~7578~~
23					$ -
24					$ $7578.00
25				18.00	$
26					$ -
27					$ -
28					$ -
29					$ -
30					$ -
31					$ -
32					$ -
33					$ -
34					$ -

Total Change Order: $ ~~40,929.00~~

The changes listed above were discussed with and verbally approved by

Not valid until signed by the Owner and Subcontractor.

The original contract sum is	
The net change by previously approved Change Orders	$ -
The Total sum this Change Order is	$ 40,929.00
The Total sum for all Change Orders is	$ 40,929.00
The new SubContract sum including this Change Order will be	$ 40,929.00

The change results in an add of days to the contract time.

Note: Please sign and return both copies of this Change Order. You will receive a fully executed copy for your files.

Contractor
Venditti LLC
9423 Shady Oaks DR
Austin, TX 78729

BY *Thomas Venditti*
CEO
DATE 1/0/1900

Customer:
OWNER/ GENERAL CONTRACTOR

STR Constructors, LLC
15500 Hwy 29

BY
DATE

INVOICE #	INVOICE DATE
QUOTE	

Customer ID	Payment Terms
4361	Due on 10th

Marcelo's Sand and Loam

P.O. BOX 19415
AUSTIN, TX 78760
(512) 385-6965

ORDER DELIVERED TO:

BILL TO:

4361 Venditti LLC
9423 Shady Oaks Dr
Austin, TX 78729

ORDER DESCRIPTION:

108 - Venditti LLC - OPEN

Ticket #	Date	P.O.	Order	Product	Qty	AMT	Fee	Tax	Total
GAREY PARK									
Subtotal					421.00	~~$6.00~~ 18	$0.00	$0.00	~~$2,526.00~~ 7578

Invoice Total

If you have any questions about billing please contact us. We appreciate your business!

CHANGE ORDER: #04- Chimney Changes

December 16, 2025 **Job. #:** **Garey Park**

Attn: John Robinson
STR Constructors

Carrillo Steel Fabrication & Erectors would like to offer this quote for the: CHANGE ORDER: #04- Chimney Changes
. WE QUOTE THE FOLLOWING:

Cost Breakdown

Fabrication	$	5,842.00
ERECTION	$	2,210.16
EQUIPMENT	$	975.00
Subtotal	$	9,027.16
O&P 10%	**$**	**902.71**
TOTAL	**$**	**9,929.87**

We include the following scope:
1 **Re-Detailing, Re modeling, Coordination**
2 **Furnish of materials, fabrication**
3 **Erection**
4

We exclude the following scope:
1 **Design Engineering**
2 Testing
3 powder coating
4 Anything not mention in the inclusions

Total PCO#: 04	**$**	**9,929.87**

SUBMITTED:
Carrillo Steel Fabrication & Erectors
By: Ivan Chavira
Title: General Manager
Date: December 16, 2025

ACCEPTED:
By:
Title:
Date:

This work is considered as Additional Work to the contract, with this quote being valid for (2) weeks from submission date. Signature by an authorized agent of the Contractor shall release Carrillo Steel Fabrication & Erectors. to proceed with this work and will indicate acceptance of the terms, scope and pricing of this change. Authorized Contractor signature will allow this change (or portion applicable) to be incorporated in the appropriate billing cycle, regardless of receipt of a Change Order.

0

Subcontractor

	U/M	Units	Rate	Total
Subcontractor	LS			

Fabrication Costs $ 5,842.00

Fabrication Costs	U/M	Units	Rate	Time (m*Q/R)
Shop Labor	HR	24	$ 75.00	$ 1,800.00
Hardware	LUMP SUM	1	$ 350.00	$ 350.00
Material Standard Sizes	LBS	1485	$ 1.00	$ 1,450.00
Large Members	LBS		$ 1.50	$ -
Project Manager	HR		$ 85.00	$ -
Purchasing	HR		$ 38.25	$ -
Painting	LS		$ 500.00	$ -
Detailing	HR	26.0	$ 67.00	$ 1,742.00
GALVANIZING	lbs		$ 0.85	$ -
Shipping - Specialty Outside	LS		$ 1.00	$ -
Freight	LUMP SUM	1.0	$ 500.00	$ 500.00
Unloading Material	LS		$ 250.00	$ -
Total Manhours		25.0		

Field Labor $ 1,938.00

Item 1 Erect	U/M	Crew Size	Units	Rate	Time (m*Q/R)
Fringes / Per Diem	HR	3	24.0	$ 10.75	$ 258.00
JIW Labor	HR	3.0	8.0	$ 70.00	$ 1,680.00
Supervisor Labor	HR	1.0		$ 80.00	$ -
Safety / QC Professional	LS	1.0	-	$ 85.00	$ -
Testing (Ferro Scan/Surveyer)	HR	1.0		$ 150.00	$ -
Total Manhours:			8.0		

Consumables	U/M	Units	Rate	Time (m*Q/R)
Other Expense	HR	24.0	$ 11.34	272.16

Equipment $ 975.00

Equipment	U/M	Units	Rates	
Small Scissor 32'	HR	8	$ 35.00	$ 280.00
Large Scissor	HR		$ 45.00	$ -
Small Boom Lift	HR		$ 55.00	$ -
120' Boom Lift	HR		$ 400.00	$ -
Hydro Crane	HR		$ 800.00	$ -
Diesel Welding Machine	HR	8	$ 65.00	$ 520.00
Fork Lift	HR		$ 50.00	$ -
Boom Lift	Day		$ 800.00	$ -
Crane 120 Ton + Freight	HR		$ 1,000.00	$ -
Freight	LS		$ 500.00	$ -
Freight			$ 58.46	$ -
Duct Jack	Hr		$ 20.00	$ -
Torch, Grinder, Drill, Tools, Chain Come Along, Rigging, Chain Fall, Hand Tools	Day	1	$ 175.00	$ 175.00
			$ 50.00	$ -
				$ -
				$ -
Other Specialty Equipment				
	HR		$ -	$ -
	HR		$ -	$ -
	HR		$ -	$ -
	HR		$ -	$ -

Venditti LLC
CHANGE ORDER
9423 Shady Oaks DR
Austin, TX 78729

PROJECT:
Garey Park Phase 2
6450 RM 2243
Georgetown, TX 78628

CHANGE ORDER NO.: 9

DATE: 1/6/2025

OWNER/ GENERAL CONTRACTOR

Customer:
STR Constructors, LLC
15500 Hwy 29
Liberty Hill, TX 78642

Your subcontract for performing work on this project is revised as shown below. Except as specifically revised herein, all work, terms and conditions of the original subcontract remain the same and in force. If any portion of this change order is not acceptable, you must furnish us written notification of such non-acceptance at the address designated below within seven (7) days of the date of issue hereof.

The SubContract is changed as follows:
Description: Demo at Horse Arena
Scope:
Remove Timbers, load and dispose, backfill with suitable material at and around Horse Arena

		QTY	Unit	Unit Price	Add/Deduct
1	Remove Timber				$ -
2	308 excavator	15	HRS	$ 149.50	$ 2,242.50
3	operator	15	HRS	$ 70.00	$ 1,050.00
4	Dump Truck	8	HRS	$ 86.25	$ 690.00
5	Driver	8	HRS	$ 70.00	$ 560.00
6	Common Labor	15	HRS	$ 65.00	$ 975.00
	Dump Fee	3	EA	$ 50.00	$ 150.00
7					$ -
8	Backfill with suitable material (onsite)				$ -
9	Skidloader	10	HRS	$ 109.25	$ 1,092.50
10	Operator	10	HRS	$ 70.00	$ 700.00
11	Labor	10	HRS	$ 65.00	$ 650.00
12					$ -
13					$ -
14					$ -
15					$ -
16					$ -
17					$ -
18					$ -
19					$ -
20					$ -
21					$ -
22					$ -
23					$ -
24					$ -
25					$ -
26					$ -
27					$ -
28					$ -
29					$ -
30					$ -
31					$ -
32					$ -
33					$ -
34					$ -
	Total Change Order:				**$ 8,110.00**

The changes listed above were discussed with and verbally approved by

Not valid until signed by the Owner and Subcontractor.

The original contract sum is	
The net change by previously approved Change Orders	$ -
The Total sum this Change Order is	$ 8,110.00
The Total sum for all Change Orders is	$ 8,110.00
The new SubContract sum including this Change Order will be	$ 8,110.00

The change results in an add of days to the contract time.

Note: Please sign and return both copies of this Change Order. You will receive a fully executed copy for your files.

Contractor
Venditti LLC
9423 Shady Oaks DR
Austin, TX 78729

BY *Thomas Venditti*
CEO
DATE 1/6/2025

Customer:
OWNER/ GENERAL CONTRACTOR

STR Constructors, LLC
15500 Hwy 29

BY
DATE

20 BURNISHED 24

verb: to enhance or perfect

COMMERCIAL FINISHES

Change Order # 13

Company: STR
Attention: Joshua Hout
Email: joshua@strconstructors.com
Project Name: Gary Park PH 2
Address: 6450 RM 2243 Georgetown, TX 78628
Date: 3/6/26

Dear Joshua,

We have received a change order for: Patch at Light Replacement in Garey House

- T/F, Texture and touch up paint around lights
- Excludes repainting all ceilings

The cost for this work is an additional: $ 2,612.00

Please review the information and let us know if you have any questions.

Respectfully Submitted,

Brad Jackson
Burnished

310 N. Fawn Ridge Dr.
Leander, TX 78641
(512)786-4909

*Pricing valid for 30 days and based upon available manpower

CHANGE ORDER: #07- (15) COVER BASE PLATES - STANDARD GRAY COLOR

February 11, 2026 **Job. #:** **Garey Park**

Attn: John Robinson
STR Constructors

Carrillo Steel Fabrication & Erectors would like to offer this quote for the: CHANGE ORDER: #07- (15) COVER BASE PLATES - STANDARD GRAY COLOR . WE QUOTE THE FOLLOWING:

Cost Breakdown

(15) COVER BASE PLATES	$	1,550.00
INSTALLATION	$	1,500.00
Subtotal	$	3,050.00
O&P 10%	$	300.00
TOTAL	**$**	**3,350.00**

We include the following scope:
1 **15 COVER BASE PLATES**
3
4

We exclude the following scope:
1 **Design Engineering**
2 Testing
3 finish paint
4 Anything not mention in the inclusions

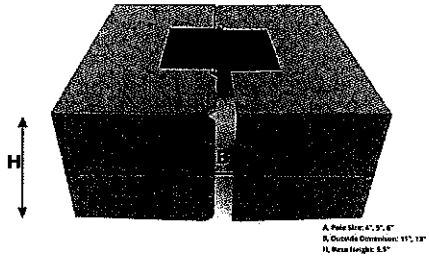

Total PCO#	**$**	**3,350.00**

SUBMITTED:
Carrillo Steel Fabrication & Erectors
By: Ivan Chavira
Title: General Manager
Date: February 11, 2026

ACCEPTED:
By:
Title:
Date:

This work is considered as Additional Work to the contract, with this quote being valid for (2) weeks from submission date. Signature by an authorized agent of the Contractor shall release Carrillo Steel Fabrication & Erectors. to proceed with this work and will indicate acceptance of the terms, scope and pricing of this change. Authorized Contractor signature will allow this change (or portion applicable) to be incorporated in the appropriate billing cycle, regardless of receipt of a Change Order.

CHANGE ORDER: #08- Added angle clips and plates for Garey House Chimney Beam

February 11, 2026 **Job. #:** **Garey Park**

Attn: John Robinson
STR Constructors

Carrillo Steel Fabrication & Erectors would like to offer this quote for the: CHANGE ORDER: #08- Added angle clips and plates for Garey House Chimney Beam . WE QUOTE THE FOLLOWING:

Cost Breakdown

Fabrication	$	1,495.00
Erection	$	998.00
Subtotal	$	2,493.00
O&P 10%	$	200.00
TOTAL	**$**	**2,693.00**

We include the following scope:

Added angle clips and plates for
1 **Garey House Chimney Beam**
3
4

We exclude the following scope:

1 **Design Engineering**
2 Testing
3 finish paint
4 Anything not mention in the inclusions

Total PCO#	**$**	**2,693.00**

SUBMITTED:
Carrillo Steel Fabrication & Erectors

By: Ivan Chavira
Title: General Manager
Date: February 11, 2026

ACCEPTED:

By: _____
Title: _____
Date: _____

This work is considered as Additional Work to the contract, with this quote being valid for (2) weeks from submission date. Signature by an authorized agent of the Contractor shall release Carrillo Steel Fabrication & Erectors. to proceed with this work and will indicate acceptance of the terms, scope and pricing of this change. Authorized Contractor signature will allow this change (or portion applicable) to be incorporated in the appropriate billing cycle, regardless of receipt of a Change Order.

CHANGE ORDER: #09- Added Stub columns for Play Ranch Restroom

February 11, 2026 **Job. #:** **Garey Park**

Attn: John Robinson
STR Constructors

Carrillo Steel Fabrication & Erectors would like to offer this quote for the: CHANGE ORDER: #09- Added Stub columns for Play Ranch Restroom
. WE QUOTE THE FOLLOWING:

Cost Breakdown

Fabrication	$	1,250.00
Erection	$	1,150.00
Subtotal	$	2,400.00
O&P 10%	$	240.00
TOTAL	**$**	**2,640.00**

We include the following scope:
CHANGE ORDER: #09- Added
Stub columns for Play Ranch
1 **Restroom**
3
4

We exclude the following scope:
1 **Design Engineering**
2 Testing
3 finish paint
4 Anything not mention in the inclusions

Total PCO#	**$**	**2,640.00**

SUBMITTED:
Carrillo Steel Fabrication & Erectors
By: Ivan Chavira
Title: General Manager
Date: February 11, 2026

ACCEPTED:
By:
Title:
Date:

This work is considered as Additional Work to the contract, with this quote being valid for (2) weeks from submission date. Signature by an authorized agent of the Contractor shall release Carrillo Steel Fabrication & Erectors. to proceed with this work and will indicate acceptance of the terms, scope and pricing of this change. Authorized Contractor signature will allow this change (or portion applicable) to be incorporated in the appropriate billing cycle, regardless of receipt of a Change Order.

Venditti LLC
CHANGE ORDER
9423 Shady Oaks DR
Austin, TX 78729

PROJECT:
Garey Park Phase 2
6450 RM 2243
Georgetown, TX 78628

CHANGE ORDER NO.: 10

DATE:

OWNER/ GENERAL CONTRACTOR

Customer:
STR Constructors, LLC
15500 Hwy 29
Liberty Hill, TX 78642

Your subcontract for performing work on this project is revised as shown below. Except as specifically revised herein, all work, terms and conditions of the original subcontract remain the same and in force. If any portion of this change order is not acceptable, you must furnish us written notification of such non-acceptance at the address designated below within seven (7) days of the date of issue hereof.

The SubContract is changed as follows:
Description: Demo Gen Pad 16x8x6" with perimeter footer
Scope:
demo, load, haul 16x8x6" generator pad with perm 1x1 footing

		QTY	Unit	Unit Price	Add/Deduct
1					$ -
2	Demo Haul Generator Pad				$ -
3	Concrete demo				$ -
4	308 excavator	5	HRS	$ 149.50	$ 747.50
5	Hammer	5	HRS	$ 109.25	$ 546.25
6	Operator	5	HRS	$ 70.00	$ 350.00
	Skid Loader	2	HRS	$ 109.25	$ 218.50
7	Operator	2	HRS	$ 70.00	$ 140.00
8					$ -
	Haul and Dispose				$ -
	Dump Truck	4	HRS	$ 86.25	$ 345.00
	Driver	4	HRS	$ 70.00	$ 280.00
9	Dump Truck	4	HRS	$ 86.25	$ 345.00
10	Driver	4	HRS	$ 70.00	$ 280.00
11	Concrete Disposal Fee	2	LOADS	$ 50.00	$ 100.00
12					$ -
13					$ -
14					$ -
15					$ -
16					$ -
17					$ -
18					
19					
20					
21					
22					
23					
24					$ -
25					$ -
26					$ -
27					$ -
28					$ -
29					$ -
30					$ -
31					$ -
32					$ -
33					$ -
34					$ -
	Total Change Order:				**$ 3,352.25**

The changes listed above were discussed with and verbally approved by

Not valid until signed by the Owner and Subcontractor.

The original contract sum is	
The net change by previously approved Change Orders	$ -
The Total sum this Change Order is	$ 3,352.25
The Total sum for all Change Orders is	$ 3,352.25
The new SubContract sum including this Change Order will be	$ 3,352.25

The change results in an add of days to the contract time.

Note: Please sign and return both copies of this Change Order. You will receive a fully executed copy for your files.

Contractor
Venditti LLC
9423 Shady Oaks DR
Austin, TX 78729

BY *Thomas Venditti*
CEO
DATE 1/0/1900

Customer:
OWNER/ GENERAL CONTRACTOR

STR Constructors, LLC
15500 Hwy 29

BY
DATE

Bid

Bastrop TX- Whittlesey Landscape - Waka Pit #1116
630 FM 969 Farm-To-Market Rd
Bastrop, TX78602
W: (512)351-4077

Bill To:

Cash Contractor Whittlesey (#2305821)
650 Stephenson Hwy
Corp Use Only Troy, MI 48083-1110
W: (248)588-2100

Ship To:

Cash Contractor Branch #1116 (#2305821-1116)
6450 Ranch To Market 2243
Georgetown, TX 78628
W: (248)588-2100

Created	Quote#	Due Date	Expected Award Date	Expiration Date
11/12/2025	8081607	12/12/2025	12/12/2025	12/12/2025

Printed	Job Name	Job Description	Job Start Date
02/02/2026 10:52:55	GAREY PARK		12/12/2025

Line #	Item #	Item Desc	Qty	UOM	Unit Price	Extended Price
1	BUSO-0250	Whittlesey Screened Loam Bulk (per cu. yd.)	350	CY	41.760	14,616.00
2	ED16	End Dump Class E16	13	EA	0.000	0.00
3	CAGG-0151-CY	Bulk Fill Sand	350	CY	71.110	24,888.50
4	ED16	End Dump Class E16	6	EA	0.000	0.00

Total Price: $ 39,504.50

Quoted price is for material only. Applicable sales tax will be charged when invoiced. All product and pricing information is based on the latest information available and is subject to change without notice or obligation.
Local tax may differ based on locations and local codes.

20 BURNISHED 24

verb: to enhance or perfect

COMMERCIAL FINISHES

Change Order # 15

Company: STR
Attention: Joshua Hout
Email: joshua@strconstructors.com
Project Name: Gary Park PH 2
Address: 6450 RM 2243 Georgetown, TX 78628
Date: 3/6/26

Dear Joshua,

We have received a change order for:

- Paint Exterior Windows

The cost for this work is an additional: $ 6,756.00

Please review the information and let us know if you have any questions.

Respectfully Submitted,

Brad Jackson
Burnished
brad@burnishedatx.com
310 N. Fawn Ridge Dr.
Leander, TX 78641
(512)786-4909

*Pricing valid for 30 days and based upon available manpower

PAMPERED LAWNS AUSTIN, INC. 13805 DRAGLINE DRIVE AUSTIN, TEXAS 78728
PHONE (512) 251-1295 FAX (512) 990-5969

Pampered Lawns

COMMERCIAL LANDSCAPE MANAGEMENT SERVICES

February 11, 2026

ATTN: Joshua Hout

SENT VIA E-MAIL
One (1) Pages Total
joshua@strconstructors.com

RE: Gary House Screening

Dear Mr. Hout

In accordance with your request, we submit the following price to install 51-30gal Wax Myrtles. The plans show 43 at 7'oc this will be fine where the plants are shown in triangular spacing but we will need to plant the Wax Myrtles that are shown in a solid line at 5' for full screening.

PRICE FOR THIS SERVICE

We will install 51-30gal Wax Myrtles in a new bed +/- 2426sqft with shovel cut edges, Mulch, and Irrigation.

51-30gal Wax Myrtles	$14,200.00
Irrigation	$2,320.00
Mulch and Bed Prep	$4,645.00
TOTAL	$21,165.00

Sincerely,
PAMPERED LAWNS AUSTIN, INC.

Michael McNabb

Michael McNabb
Vice President

GEORGETOWN
TEXAS
more than welcome

halff

Change Proposal Request

Date of Issuance: Thursday, February 5, 2026
Project (25-0182): **Garey Park Phase 2 - Improvements**
Owner: City of Georgetown
Contractor: STR Constructors
Consultant: Halff

Please submit an itemized change proposal for changes in the Contract Sum, support documentation and indicate any changes in Contract Time for proposed modifications to the Contract Documents described herein. Submit proposal within seven (7) working days of date indicated on this Change Proposal.

THIS IS NOT A CHANGE ORDER, CONSTRUCTION FIELD DIRECTIVE OR A DIRECTION TO PROCEED WITH THE WORK DESCRIBED IN THE PROPOSED MODIFICATIONS.

Description: **Garey House – Wax Myrtle Hedge**

Scope includes:

- Expand existing planting bed to accommodate a single row of approximately 20 wax myrtle shrubs (30 gal. at 7 ft. o.c. max.) for instant screening of roadway and dumpster enclosure. Includes shovel cut bed edge, planting bed mix and mulch. Field verify proposed quantities and spacing will provide screening, if not add additional plant material.
- Add/expand existing planting bed toward the building to accommodate a double row of approximately 23 wax myrtle shrubs (30 gal. at 7 ft. o.c. max.) triangular spacing for instant screening of roadway and dumpster enclosure. Includes shovel cut bed edge, planting bed mix and mulch. Field verify proposed quantities and spacing will provide screening, if not add additional plant material.
- Include new irrigation zone(s) using spray heads vs. drip irrigation.

Attachment:

- Exhibit of approximate bed location and plants. Field verify limits of new bed and any utility, grading or site conflicts. Verify quantities will provide instant screening of roadway and dumpster enclosure from interior of Garey House event space and from synthetic lawn event space.

Issued by:

02-05-2026

Brian Binkowski, PLA/SPM Date

Submitted by:

STR Constructors Date

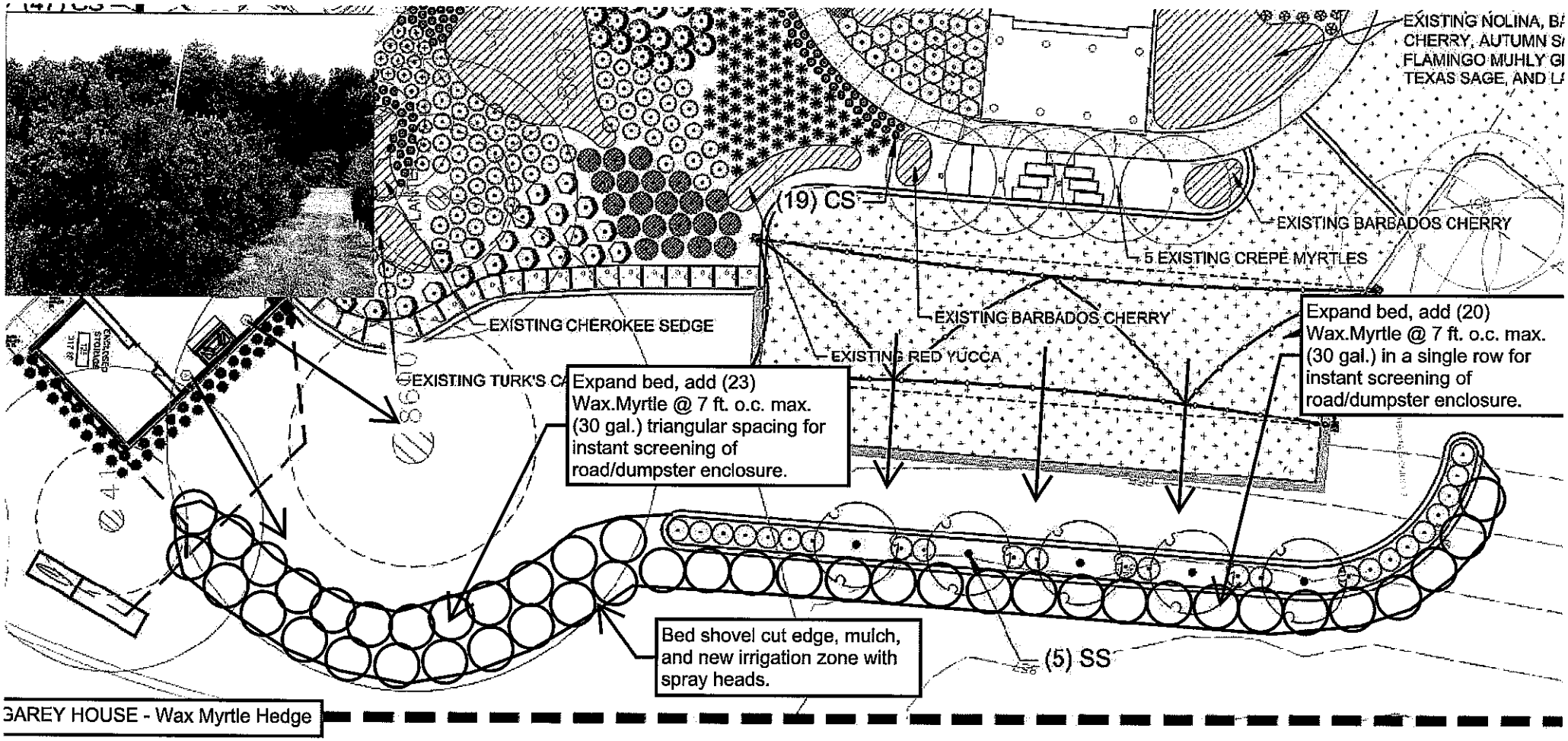
EXISTING NOLINA, BA
CHERRY, AUTUMN SA
FLAMINGO MUHLY GI
TEXAS SAGE, AND LA
(19) CS
EXISTING BARBADOS CHERRY
5 EXISTING CREPE MYRTLES
EXISTING BARBADOS CHERRY
EXISTING RED YUCCA
EXISTING CHEROKEE SEDGE
EXISTING TURK'S CA
Expand bed, add (23) Wax.Myrtle @ 7 ft. o.c. max. (30 gal.) triangular spacing for instant screening of road/dumpster enclosure.
Expand bed, add (20) Wax.Myrtle @ 7 ft. o.c. max. (30 gal.) in a single row for instant screening of road/dumpster enclosure.
Bed shovel cut edge, mulch, and new irrigation zone with spray heads.
(5) SS
GAREY HOUSE - Wax Myrtle Hedge

[redacted]

CO SUBMITTED TO: STR Constructors

JOB NAME: Garey Park Phase 2

CONTACT: Joshua Hout **DATE: 2/10/2026**

CO Description: ¾" MDF Trim Garey House Door ways.

CO Proposal: $4,350.00

Acceptance of CO Price Signature: _____ Date: _____

General Inclusions:

- Equipment required for this work
- Cost for parking if applicable
- Daily clean-up for this work

General Exclusions:

- Installation of equipment mounted to blocking
- Steel framing
- Demolition
- Painting
- Roofing
- Waterproofing
- Perimeter/Exterior Caulking
- Payment and Performance Bonds
- Tax

NOTE: This proposal may be withdrawn after 30 days.

If you have any questions, please call.

Thank you,
Wayne Poehls
512.966.7066
wayne@cscentraltx.com

PLUMBING CHANGE ORDER

November 19, 2025

PROJECT NAME:	**Garey Park Renovations**
CONTRACTOR	**STR Constructors**
CHANGE ORDER	**Moving plumbing due to wall reloaction by 8 inches**

In reference to the project mentioned above and the drawings revised and received on **11/15/25** we are enclosing within all changes that will occur to resolve the Engineers and Architects changes.

TOTAL MATERIAL	$1,575.00
TOTAL LABOR	$2,160.00
SUBTOTALS	$3,735.00
15% PROFIT & OVERHEAD	$560.25
TOTAL CHANGE ORDER	**$4,295.25**

SUBMITTED BY: _____ **TITLE:** **President**

Luis M. Hernandez

Your Signature below will constitute approval of the above Change Order

APPROVAL SIGNATURE: _____ **TITLE:** _____

Venditti LLC
CHANGE ORDER
9423 Shady Oaks DR
Austin, TX 78729

PROJECT:
Garey Park Phase 2
6450 RM 2243
Georgetown, TX 78628

CHANGE ORDER NO.:

DATE: 2/18/2026

OWNER/ GENERAL CONTRACTOR

Customer:
STR Constructors, LLC
15500 Hwy 29
Liberty Hill, TX 78642

Your subcontract for performing work on this project is revised as shown below. Except as specifically revised herein, all work, terms and conditions of the original subcontract remain the same and in force. If any portion of this change order is not acceptable, you must furnish us written notification of such non-acceptance at the address designated below within seven (7) days of the date of issue hereof.

The SubContract is changed as follows:
Description: Move Flagstone
Scope:
Move Palletized Flagstone to storage at owner location

		QTY	Unit	Unit Price	Add/Deduct
1					$ -
2	Skidloader	15	HR	$ 109.25	$ 1,638.75
3	Operator	15	HR	$ 70.00	$ 1,050.00
4					$ -
5					$ -
6					$ -
					$ -
7					$ -
8					$ -
					$ -
					$ -
					$ -
9					$ -
10					$ -
11					$ -
12					$ -
13					$ -
14					$ -
15					$ -
16					$ -
17					$ -
18					
19					
20					
21					
22					
23					
24					$ -
25					$ -
26					$ -
27					$ -
28					$ -
29					$ -
30					$ -
31					$ -
32					$ -
33					$ -
34					$ -
	Total Change Order:				**$ 2,688.75**

The changes listed above were discussed with and verbally approved by

Not valid until signed by the Owner and Subcontractor.

The original contract sum is	
The net change by previously approved Change Orders	$ -
The Total sum this Change Order is	$ 2,688.75
The Total sum for all Change Orders is	$ 2,688.75
The new SubContract sum including this Change Order will be	$ 2,688.75

The change results in an add of days to the contract time.

Note: Please sign and return both copies of this Change Order. You will receive a fully executed copy for your files.

Contractor
Venditti LLC
9423 Shady Oaks DR
Austin, TX 78729

BY *Thomas Venditti*
CEO
DATE 2/18/2026

Customer:
OWNER/ GENERAL CONTRACTOR

STR Constructors, LLC
15500 Hwy 29

BY

DATE

PAMPERED LAWNS AUSTIN, INC. 13805 DRAGLINE DRIVE AUSTIN, TEXAS 78728
PHONE (512) 251-1295 FAX (512) 990-5969

Pampered Lawns

COMMERCIAL LANDSCAPE MANAGEMENT SERVICES

February 17, 2026

ATTN: Joshua Hout

SENT VIA E-MAIL
One (1) Pages Total
joshua@strconstructors.com

RE: Garey House Hog Damage Repair

Dear Mr. Hout

In accordance with your request, we submit the following price to repair the hog damage at the Garey House.

PRICE FOR THIS SERVICE
We will repair the beds and grass areas that were destroyed by hogs, as of 2/17/2026

TOTAL $3,845.00

Sincerely,
PAMPERED LAWNS AUSTIN, INC.

Michael McNabb

Michael McNabb
Vice President

MERVAL CONSTRUCTION
BUILDING FOR TOMORROW

www.mervalconstruction.com
info@mervalconstruction.com
512-294-2177
PO Box 41768 Austin, TX 78704

Toll Free: 833-294-2177

Generator Pad

Project: Garey Park

GC: STR Constructors

Date: 02-23-2026

Description: Generator Pad from new Design

Total Cost for Materials[1]	**$ 4,482.00**
Total Cost for labor[2]	**$ 4,568.00**
Total Cost for Equipment[3]	**$ 1,100.00**
Grand Total Cost[4]	**$ 10,150.00**

Merval Construction Company, LLC.

Sign_____

Date_____

STR Constructors, LLC

Sign_____

Date _____

1. **Reinforced per new plans**
   Concrete per new plans
   Expansion Joint
   Dowels
2. **Labor to form, reinforce, and pour Generator Pad**
3. **Equipment to dig grade beams and dig gate post footings**
4. **Price does not include taxes, includes markup.**

Texas Rock Solid Building Services

13803 Turbine Dr, Austin, TX 78728

Estimating@texasrocksolid.com

Your One-Stop Solution for Stucco, EIFS, Waterproofing, Masonry, Gypcrete, Lightweight Concrete, Decorative Concrete, Metal Panel, and Alpine Window Needs

To	**Project**
STR Constructors	Garey Park Phase II - Improvements - 6450 Leander RD/FM 2243 Georgetown, Texas 78626

Estimator	**Plan Date**	**SQFT**
Rayzha Presno	-	see breakdown below

Proposal Date: 02/23/26 This proposal remains valid for 60 days from the date of the proposal.

We would like to present our Change Order for the installation of CMU and Thin Stone Veneer with Cap at the generator pad/enclosure.

This change order covers only the additional square footage resulting from the revised plan, as the generator pad has increased in size.

Scope of Work:
Installation of CMU and Thin Stone Veneer with Cap – $4,269

Please let us know if you have any questions or require additional information. We look forward to your approval to proceed.

**as part of our company policy, we require a formal Change Order (CO) to be in place before we proceed with any work.*

The area included in this Change Order is highlighted in the image below.

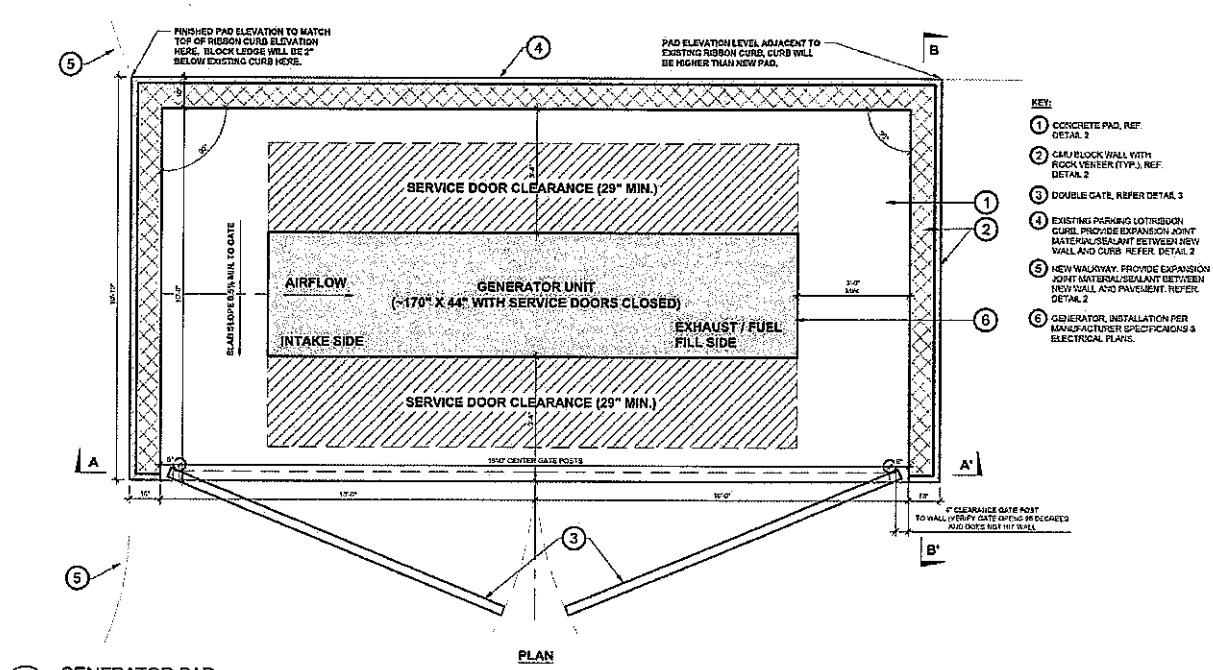

1 GENERATOR PAD
NTS

Material Breakdown

Item	Price	Qty	Subtotal
8×8×16 Nominal Gray CMU (Rebar #4)	$20.00 One Time	100	**$2,000.00**
Thin Limestone Cream	$22.69 One Time	100	**$2,269.00**
		Subtotal	$4,269.00
		Amount due	$4,269.00

Venditti LLC
CHANGE ORDER
9423 Shady Oaks DR
Austin, TX 78729

PROJECT:
Garey Park Phase 2
6450 RM 2243
Georgetown, TX 78628

CHANGE ORDER NO.:

DATE: 2/26/2026

OWNER/ GENERAL CONTRACTOR

Customer:
STR Constructors, LLC
15500 Hwy 29
Liberty Hill, TX 78642

Your subcontract for performing work on this project is revised as shown below. Except as specifically revised herein, all work, terms and conditions of the original subcontract remain the same and in force. If any portion of this change order is not acceptable, you must furnish us written notification of such non-acceptance at the address designated below within seven (7) days of the date of issue hereof.

The SubContract is changed as follows:
Description: Grade Generator Pad
Scope:
re-Grade generator pad, EXCLUDES dig footers and provide sand per the detail, This is grading only with approporiate Holddown to allow for sand cushion and concrete by others

		QTY	Unit	Unit Price	Add/Deduct
1					$ -
2	Skidloader	10	HR	$ 109.25	$ 1,092.50
3	Operator	10	HR	$ 70.00	$ 700.00
4	Labor X2	20	HR	$ 65.00	$ 1,300.00
5	Survey staking	1	LS	$ 500.00	$ 500.00
6					$ -
					$ -
7					$ -
8					$ -
					$ -
					$ -
					$ -
9					$ -
10					$ -
11					$ -
12					$ -
13					$ -
14					$ -
15					$ -
16					$ -
17					$ -
18					
19					
20					
21					
22					
23					
24					$ -
25					$ -
26					$ -
27					$ -
28					$ -
29					$ -
30					$ -
31					$ -
32					$ -
33					$ -
34					$ -
	Total Change Order:				**$ 3,592.50**

The changes listed above were discussed with and verbally approved by

Not valid until signed by the Owner and Subcontractor.

The original contract sum is	
The net change by previously approved Change Orders	$ -
The Total sum this Change Order is	$ 3,592.50
The Total sum for all Change Orders is	$ 3,592.50
The new SubContract sum including this Change Order will be	$ 3,592.50

The change results in an add of days to the contract time.

Note: Please sign and return both copies of this Change Order. You will receive a fully executed copy for your files.

Contractor
Venditti LLC
9423 Shady Oaks DR
Austin, TX 78729

BY *Thomas Venditti*
CEO
DATE 2/26/2026

Customer:
OWNER/ GENERAL CONTRACTOR

STR Constructors, LLC
15500 Hwy 29

BY
DATE

Securing Your Future
402A W. Palm Valley Blvd., Suite #181
Round Rock, Texas 78664
PH: 512.709.8467 FAX: 512.310.8307
www.BarrierFence.com
Member – Better Business Bureau

Change Order Request #11 – Garey Park Phase 2 Generator Gate

Date: March 9, 2026

Customer: Attn: Joshua Hout 512.515.0254
STR Constructors
15500 W State Hwy 29
Liberty Hill, TX 78642

Project: Garey Park Phase 2
6450 RM 2243
Georgetown, TX 78628

COR#11: Change Order Request #11 for Barrier Fence LLC to make the following changes to our base contract. This is a request to furnish and install a custom generator enclosure gate.

COR#11 LINE ITEMS:

Generator Gate:
1 - Custom 20'x8' DD Generator Gate 20'x8'
Includes Full Fabrication and Installation

TOTAL COR#11 AMOUNT: = $9,792.00

By: _____ Date: _____
Name: Title:

Thank you,

David Roseland
Barrier Fence Systems - Securing Your Future
402A W. Palm Valley Blvd. Suite #181
Round Rock, Texas 78664
Cell: 512.516.1455
Ph: 512.709.8467
Fax: 512.310.8307
David@BarrierFence.com
www.BarrierFence.com

PO#: _____

CHANGE ORDER FORM

ELECTRICAL CONTRACTOR: Mercury Electric Company, Inc. DATE: 2/22/2026
GENERAL CONTRACTOR: STR Constructors CHANGE ORDER #: 27
JOB NAME: Garey Park Phase II

STR Constructors agrees to the following described services which are to be furnished as a part of the Contract referred to above. STR Constructors requests that Mercury Electric Company, Inc. make the following changes in such contract, to be executed by the parties hereto, subject to all the terms and conditions therein, except as otherwise stated herein:

SCOPE OF CHANGES:

GENERATOR PAD CHANGES:

- Move and extend generator conduit to accommodate changes to the generator pad.

MATERIAL: $400.00
LABOR: $750.00
TOTAL DEDUCT: **$1,150.00**

Mercury Electric Company, Inc. will not execute the change order described above until this form is signed and approved by a STR Constructors representative and returned. Thank you.

ACCEPTED BY:

Brooke Rolls, Mercury Electric Company, Inc.

Representative, STR Constructors

2/22/2026
Date

Date

MERCURY ELECTRIC COMPANY

401 LONE MAN CREEK DRIVE WIMBERLEY, TEXAS (512) 434 - 9280

CHANGE ORDER FORM

ELECTRICAL CONTRACTOR: Mercury Electric Company, Inc. DATE: 2/23/2026
GENERAL CONTRACTOR: STR Constructors CHANGE ORDER #: 29
JOB NAME: Garey Park Phase II

STR Constructors agrees to the following described services which are to be furnished as a part of the Contract referred to above. STR Constructors requests that Mercury Electric Company, Inc. make the following changes in such contract, to be executed by the parties hereto, subject to all the terms and conditions therein, except as otherwise stated herein:

SCOPE OF CHANGES:

RETREAT PAVILION:

- Add a box for future power at each overhead door (6).
- 10 boxes for overhead door to connect kill switch with the A/C.
- Power and data conduit for second TV.
- Provide power for pass through roll up door.
- Provide conduit for access controls, cameras, and card readers.

MATERIAL: $1,850.00
LABOR: $3,750.00
TOTAL DEDUCT: **$5,600.00**

Mercury Electric Company, Inc. will not execute the change order described above until this form is signed and approved by a STR Constructors representative and returned. Thank you.

ACCEPTED BY:

Brooke Rolls, Mercury Electric Company, Inc.

Representative, STR Constructors

2/23/2026
Date

Date

MERCURY
ELECTRIC COMPANY

401 LONE MAN CREEK DRIVE WIMBERLEY, TEXAS (512) 434 - 9280

BUILT ON THE ROCK
Drywall & Acoustics
STRAIGHT BEFORE HIM

Change Order Proposal

9 Lake Dr
Round Rock TX 78665
Office: 512.670.2200
Fax: 512.670.2204
Direct: 512.670.2201
Adrian@builtontherock.com

Proposal date: 2/24/2026

Date: 01-14-2026

Project Name: Garey Park Phase #2

Project Address: 6450 Leander Rd/FM 2243 Georgetown TX 78628

We hereby propose to furnish labor and materials for the sum of $3,659.00 as specified below:

Furnish and Install for Scope of Work:

1.) **Labor and material to install 2x6 at 6 different locations attached to the I bean with self-drill screws at retreat pavilion doors for the installation of the rails of the curtains**

2.) **Provide and install**
   a.) **Two guys two days Labor $ 2,240.00**
   b.) **2x6X12' and self-drilling screws wood metal, 1.5/8 studs and 1.5/.8 track, Material $1,139.00**
   c.) **Delivery $280.00**

3.) **Provide and install**
   a.) **Labor $**
   b.) **Material $**
   c.) **Delivery $**

4.) **Demo $.00**
   a.) **Walls**
   b.) **Finish flooring**
   c.) **Ceilings**

5.) **Addendums:**
   a.)

6.) **All work to be perform during regular hours 7:00 am to 3:30 pm Monday thru Friday.**
7.) **If over time is required GC will pick up the premium. $35.00 per man hr**
8.) **Labor cost per hour for CO $70.00 per man hr**
9.) **15% OH on Change orders**
10.) **Haul our trash to a dumpster onsite provided by others.**

11.) **Alternates:**
   1.)

Exclusions:
   a.) **Remove existing wall framing to structure**
   b.) **DFH modification or alterations due to wrong DFH**
   c.) **Storage, Inventory and record keeping of DFH.**
   d.) **Infill Hollow metal door frames with concrete.**
   e.) **Water proofing in general**
   f.) **Caulking of exterior door frames**
   g.) **Floor scraping or grinding.**
   h.) **Store front windows.**
   i.) **shop drawings**

CHANGE ORDER FORM

ELECTRICAL CONTRACTOR: Mercury Electric Company, Inc. DATE: 2/23/2026
GENERAL CONTRACTOR: STR Constructors CHANGE ORDER #: 28
JOB NAME: Garey Park Phase II

STR Constructors agrees to the following described services which are to be furnished as a part of the Contract referred to above. STR Constructors requests that Mercury Electric Company, Inc. make the following changes in such contract, to be executed by the parties hereto, subject to all the terms and conditions therein, except as otherwise stated herein:

SCOPE OF CHANGES:

PLAY RANCH:

- Extend 4, 3/4 inch conduits, and the circuits in those conduits, 150 feet to the side of the restroom in lieu of in ground junction box shown on the plans.

MATERIAL: $1,250.00
LABOR: $3,125.00
TOTAL DEDUCT: **$4,375.00**

Mercury Electric Company, Inc. will not execute the change order described above until this form is signed and approved by a STR Constructors representative and returned. Thank you.

ACCEPTED BY:

B.Rolls

Brooke Rolls, Mercury Electric Company, Inc.

Representative, STR Constructors

2/23/2026

Date

Date

MERCURY
ELECTRIC COMPANY

401 LONE MAN CREEK DRIVE WIMBERLEY, TEXAS (512) 434 - 9280

BUILT ON THE ROCK
Drywall & Acoustics
STRAIGHT BEFORE HIM

Change Order Proposal

9 Lake Dr
Round Rock TX 78665
Office: 512.670.2200
Fax: 512.670.2204
Direct: 512.670.2201
Adrian@builtontherock.com

Proposal date: 1/22/2026

Date: 01-22-2026

Project Name: Garey Park Phase #2

Project Address: 6450 Leander Rd/FM 2243 Georgetown TX 78628

We hereby propose to furnish labor and materials for the sum of $985.00 as specified below:

Furnish and Install for Scope of Work:

1.) **Labor and material to remove door and door frame and infill opening with metal studs and drywall each side**

2.) **Provide and install**
   a.) **Two guys 4 hours each $ 640.00**
   b.) **Material $105.00**
   c.) **Delivery $240.00**

3.) **Provide and install**
   a.) **Labor $**
   b.) **Material $**
   c.) **Delivery $**

4.) **Demo $.00**
   a.) **Walls**
   b.) **Finish flooring**
   c.) **Ceilings**

5.) **Addendums:**
   a.)

6.) **All work to be perform during regular hours 7:00 am to 3:30 pm Monday thru Friday.**
7.) **If over time is required GC will pick up the premium. $40.00 per man hr**
8.) **Labor cost per hour for CO $80.00 per man hr**
9.) **15% OH on Change orders**
10.) **Haul our trash to a dumpster onsite provided by others.**

11.) **Alternates:**
   1.)

Exclusions:
   a.) **Remove existing wall framing to structure**
   b.) **DFH modification or alterations due to wrong DFH**
   c.) **Storage, Inventory and record keeping of DFH.**
   d.) **Infill Hollow metal door frames with concrete.**
   e.) **Water proofing in general**
   f.) **Caulking of exterior door frames**
   g.) **Floor scraping or grinding.**
   h.) **Store front windows.**
   i.) **shop drawings**

Centex Flooring

February 4, 2026

Attn: Joshua Hout

Re: Garey House

TILE

Add this amount to waterproof the walls at the showers = $3,900.00
Material = $2,500
Labor = $1,400

Add this amount to tile the additional wing walls in the showers and provide matching bullnose trim = $4,950.00
Material = $2,970
Labor = $1,980

Respectfully,

Bryan Boyd
512-789-0332
bryan@centexflooring.com

Change in Work - Change Request

Build Pro Mechanical

3009 FM 1704 - Elgin, Texasa 78621

Project No. & Name: Garey Park Phase II

Contractor Name: STR Change Proposal No. 0001

Description of Change: Addition of heaters with install

Means Code	Description	Quantity	Unit	Unit Cost	Labor	Material & Equipment	Subcontract
	Labor Cost - Journeyman	16.0	MH	$ 70.50	$ 1,128		
	Labor Cost - Laborer	16.0	MH	$ 43.35	$ 694		
	Labor Cost - Laborer	0.0	MH	$ 18.00	$ -		
	Material Cost	1.0		$ 12,553.00		$ 12,553	$ -
	install materials	4.0		$ 150.00		$ 600	$ -
	Crane Costs	0.0		$ -		$ -	
	2nd tier Subk Cost (Delete if not included)	1.0	LS				$ -
	Tax on Material & Equipment	1.0		8.25%		$ -	
				SUBTOTAL	**$ 1,822**	**$ 13,153.00**	**$ -**

Work performed by the Contractor's own employees:	**Labor & Material Subtotal**	$	**14,975**
10% Markup		$	1,497
Subtotal with Overhead & Profit	10.0%	$	16,472

Managing subcontracted work:	**Subtotal**	$	-
10% Markup		$	-
Subtotal with Overhead & Profit	10.0%	$	-
	TOTAL:	$	**16,472**

Markel Products Company

MADE IN THE U.S.A.

UH SERIES
UNIT HEATER

SALES ORDER NO.		**QUOTE**	5MCHM
CUSTOMER		**DATE:**	02/10/2026
PROJECT	Garey Park- Phase 2		
SALES REP	Tariq Baig		
ENGINEER			
CONTRACTOR	Build Pro Mechanical		
SUBMITTED BY	Mechrepsaus		
APPROVED BY			
APPROVED BY			

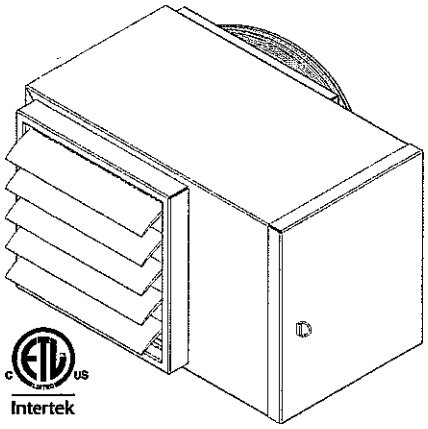

Intertek

SUBMITTAL DATA SHEET

QTY	MODEL	TAG	WATTAGE	VOLTS	PHASE	AMPS	DISCONNECT	THERMOSTAT	BRACKET	OPTIONS
4	F1FUH15CA1TD		15.0 KW	208	1	72.1	Yes	Yes	UHB1	UHB1

NOTES/SPECIAL INSTRUCTIONS:

HOW TO DESIGNATE A MODEL:

H 2 H UH 10 C A 1

Element Volts	Phase	Motor Voltage	Model Series	Element KW	Control System	Transformer	Control Volts
F = 208	1 = 1-Phase	F = 208	UH		O = None	O = None	1 = 24
H = 240	2 = 1 or 3-Ph.	H = 240			C = Contactor	A = Included	2 = 120
HF = 240/208	3 = 3-Phase	B = 240 / 208			R = Relay		3 = Element Voltage
G = 277		G = 277					4 = 240
P = 480		P = 480					

Factory Installed Options (use as a suffix on model designation):
S = Summer Fan Switch, F = Fan Delay, D = Disconnect, T = Built-in Thermostat, E = Epoxy Coated

Field Installed Options:
Disconnect Switch, Built-in Thermostat, & Wall / Ceiling Bracket

3.3 KW through 48 KW Horizontal Discharge Suspended Fan Forced Unit
Heaters available 1 or 3 phase for all standard voltages from 208V to 480v.

- Heavy 18 gauge steel construction
- Powder coated paint finish
- Copper clad steel sheath element with brazed fins
- All units equipped with automatic over-heat limit protection
- Totally enclosed fan motors
- Louvers are individually adjustable for directional air flow
- Optional remote and unit mounted accessories include thermostats, disconnects, and fan purge swithces, and wall mounts
- Multiple mounting angles for specific horizontal air flow direction.

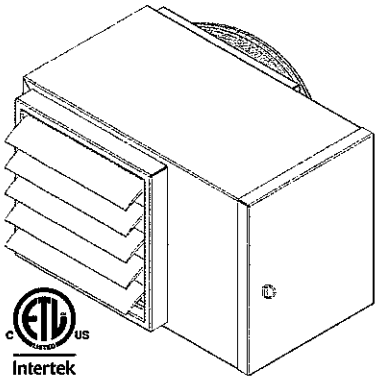

Product Specifications

CONSTRUCTION:
Heavy gauge welded steel cabinet with powder coated finish and control compartment with a hinged and latched access door, simplifying wiring installation & maintenance.

HEATING ELEMENT:
Circular copper clad steel sheath element with continuously brazed steel fins formed to match the air delivery pattern of the fan blade.

OVERHEAT PROTECTION:
All units come equipped with automatic resetting type limit controls to de-energize the heater should an over-temperature situation occur.

FAN and MOTOR:
Totally enclosed, single phase, permanently lubricated, thermally protected motors with unit bearings on 3 KW - 10 KW models and sleeve bearings on 12.5 KW - 48 KW models - mounted with rubber insulators to minimize vibration and noise. Fan assembly enclosed by a heavy gauge, close spaced chrome plated wire gaurd.

LOUVER ASSEMBLY:
Louvers are individually adjustable for directional control of air flow and the entire assembly can be repositioned in the field from down flow to up flow or left / right directional air flow.

TEMPERATURE CONTROLS:
20 KW through 48 KW units and all 480V have built in 24 Volt transformer for low voltage remote thermostat application. 25 KW through 48 KW models available in 2-stage on special order (consult factory).

INSTALLATION:
Unit Heaters can be mounted with the motor shaft from horizontal to downward at 45° off horizontal. Pre-drilled holes and installed threaded nuts provided to allow hanging by threaded rods - ¼" for units up to 15 KW and 5/16" for 20 KW units and larger. Optional wall / ceiling mounting brackets are available for all units.

Dimensions

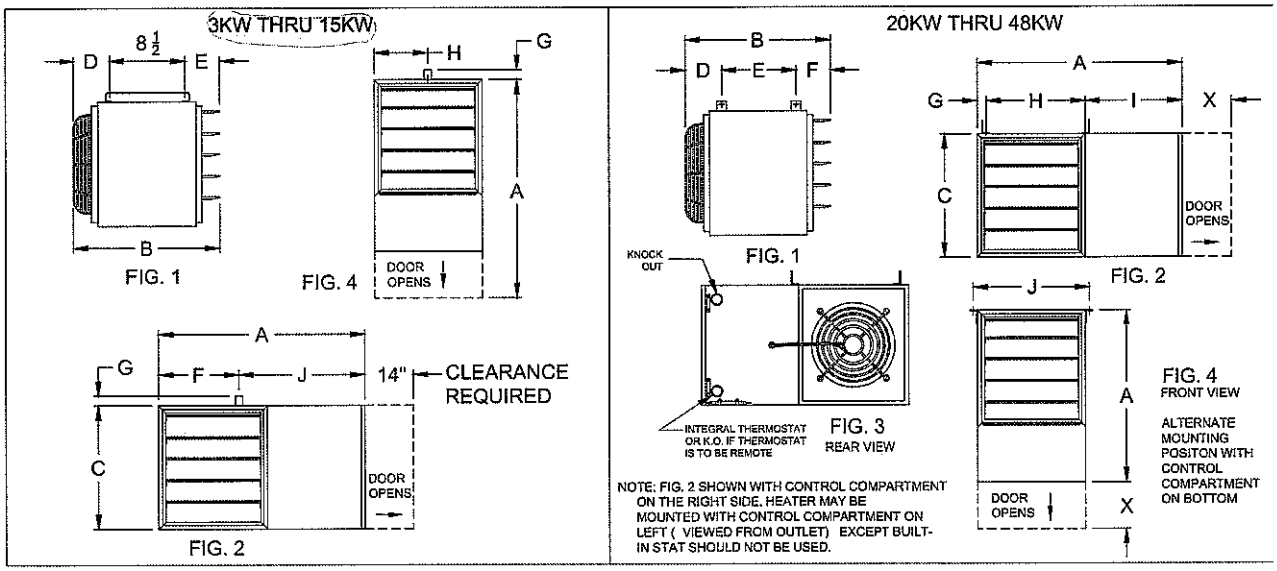

HEATER KW	A	B	C	D	E	F	G	H	I	J	X
3.5, 7.5, 10	20	18 ¾	13	5 ⅞	4 ¾	9	1 ⅝	6 ½	N/A	11	N/A
12.5 & 15	22	21 ¼	15	8 ⅜	4 ¾	10	1 ⅝	7 ½	N/A	11	N/A
20, 25, 30	24	28 ½	17	9 ⅞	14 ½	4 ⅛	1 ¼	15	7 ¾	17 ¾	19
35, 40, 48	26	34 ½	19	9 ⅞	20 ½	4 ⅛	1 ¼	18	6 ¾	19 ¾	25

Accessories & Options

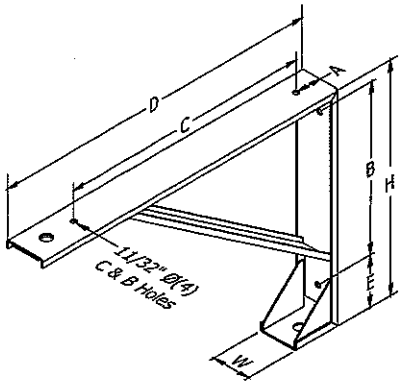

UHB BRACKETS									
HEATER KW	BRACKET	DIMENSIONS (IN.)							WEIGHT (LBS.)
		H	D	W	A	B	C	E	
3.3 - 15	UHB-1	14 ½	20 ¾	2 ½	2 ⅛	10 ½	9 ½	2	15
20 - 30	UHB-3	16	25	3 ½	2 ⅛	12	19 ⅛	2	17
35 - 48	UHB-4	17 ½	28 ¾	3 ½	2 ⅛	13 ½	19 ⅞	2	20

DISCONNECT SWITCH
DISCONNECT SWITCH MUST BE DERATED FOR USE AT MAX 80% OF TOTAL HEATER RATED AMPERAGE. DISCONNECTS MAY BE FACTORY INSTALLED OR FIELD INSTALLED.

MAXIMUM RECOMMENDED MOUNTING HEIGHT	
KILOWATT	HEIGHT (FT.)
3 - 10	9
12 - 15	10
20 - 30	13
40 - 48	16
*MINIMUM MOUNTING HEIGHT IS 6'	

Factory and Field Installed Accessories

FACTORY INSTALLED OPTIONS	
SUFFIX	DESCRIPTION
CA1F	Heat purge fan delay switch includes 24v transformer and contactor on 208-240-277 volt units
CA2F	Heat purge fan delay switch includes 120v transformer and contactor on 208-240-277 volt units
F	Heat purge fan delay switch on 480v units CA1 low voltage transformer and contactor included
S	Summer Fan Switch
CA1	24v Transformer (3.3 KW - 15 KW units) & Contactor
CA2	120v Transformer (3.3 KW - 15 KW units) & Contactor
E	Epoxy Coating
T	SPST Thermostat (40°F - 110°F)
D	30 Amp Disconnect Switch: 0-24 Amps
	40 Amp Disconnect Switch: 24.1-32 Amps
	80 Amp Disconnect Switch: 32.1-64 Amps
	100 Amp Disconnect Switch: 64.1-80 Amps

FIELD INSTALLED ACCESSORIES		
MFG CATALOG NUMBER	MFG MODEL NUMBER	DESCRIPTION
06462302	DCS303	30 Amp Disconnect Kit: 0-24 Amps
06462402	DCS403	40 Amp Disconnect Kit: 24.1-32 Amps
06462502	DCS803	80 Amp Disconnect Kit: 32.1-64 Amps
06462602	DCS1003	100 Amp Disconnect Kit: 64.1-80 Amps
06879902	TUH1	25 Amp SPST Thermostat Kit (40°F - 110°F)
06991002	UHB-1	wall / ceiling bracket 3.3 KW - 15 KW units
06991102	UHB-3	wall / ceiling bracket 20 KW - 30 KW units
06991202	UHB-4	wall / ceiling bracket 35 KW - 48 KW units

Standard Models

MFG CATALOG NUMBER	MFG MODEL NUMBER	KW	BTUs	VOLTS	PH	AMPS	CONTROL VOLTAGE	TEMP RISE °F	AIR THROW	CFM	RECOMMENDED MOUNTING HT.	WT. (LBS)
06446002	F1FUH03003	3.3	11200	208	1	15.9	208	26	26'	400	9'	36
06446602	H1HUH03003			240	1	13.8	240					
06447202	G1GUH03003			277	1	11.9	277					
07114802	H3HUH03C03			240	3	7.9	240					
07114902	F3FUH03C03			208	3	9.2	208					
07114002	P3PUH03CA1			480	3	4	480					
06446102	F1FUH05003	5	17100	208	1	24.1	208	40	26'	400	9'	36
06446702	H1HUH05003			240	1	20.8	240					
06447302	G1GUH05003			277	1	18.1	277					
06449302	F2FUH05C03			208	1 or 3	24.1 / 14.0	208					44
06449402	H2HUH05C03			240	1 or 3	20.8 / 12.1	240					
06448802	P3PUH05CA1			480	3	6.1	24					
07180502	F1FUH07CA1	7.5	25600	208	1	36.1	24	42	36'	575	9'	40
07173702	H1HUH07CA1			240	1	31.3	24					41
07151802	G1GUH07CA1			277	1	27.1	24					41
06447902	F3FUH07C03			208	3	20.8	208					44
06449502	H2HUH07C03			240	1 or 3	31.3 / 18.1	240					
06448902	P3PUH07CA1			480	3	9.1	24					
07170902	F1FUH10CA1	10.0	34100	208	1	48.1	24	55	36'	575	9'	42
06808402	H1HUH10CA1			240	1	41.7	24					
07173802	G1GUH10CA1			277	1	36.1	24					
06449602	F2FUH10C03			208	1 or 3	48.1 / 27.8	208					
06449702	HF2BUH10C03	10 / 7.5	34100	240	1 or 3	41.7 / 24.1	240	55				45
			25600	208	1 or 3	36.1 / 20.8	208	42				
07114202	P3PUH10CA1	10.0	34100	480	3	12.1	24	55				51
06446402	F1FUH12C03	12.5	42600	208	1	60.1	208	49	45'	800	10'	45
06447002	H1HUH12C03			240	1	52.1	240					
06448102	F3FUH12C03			208	3	34.7	208					
06448602	H3HUH12C03			240	3	30.1	240					
07114302	P3PUH12CA1			480	3	15.1	24					
06446502	F1FUH15C03	15.0	51200	208	1	72.1	208	59	45'	800	10'	54
06447102	H1HUH15C03			240	1	62.5	240					
06448202	F3FUH15C03			208	3	41.7	208					
06448702	H3HUH15C03			240	3	36.1	240					
07114402	P3PUH15CA1			480	3	18.1	24					
06883002	F1FUH20CA1*	20.0	68300	208	1	96.2	24	47	56'	8013500	13'	55
06884202	H1HUH20CA1 *			240	1	83.3	24					
06883102	F3FUH20CA1			208	3	55.6	24					
06884302	H3HUH20CA1			240	3	48.2	24					
06883202	P3PUH20CA1			480	3	24.1	24					
06884402	F1FUH25CA1	25.0	85300	208	1	120.2	24	58	56'	1350	13'	55
06883302	H1HUH25CA1			240	1	104.2	24					
06884502	F3FUH25CA1			208	3	69.5	24					
06883402	H3HUH25CA1			240	3	60.2	24					
06884602	P3PUH25CA1			480	3	30.1	24					
06884702	H1HUH30CA1	30.0	102390	240	1	125	24	70	56'	1350	13'	60
06883602	F3FUH30CA1*			208	3	83.4	24					
06884802	H3HUH30CA1			240	3	72.3	24					
06883702	P3PUH30CA1			480	3	36.1	24					
06884002	P3PUH40CA1	40.0	136500	480	3	48.2	24	55	56'	2275	16'	75
06887802	P3PUH48CA1	48.0	163800	480	3	57.8	24	67	56'	2275	16'	78

**Disconnect not available*

CHANGE ORDER FORM

ELECTRICAL CONTRACTOR: Mercury Electric Company, Inc.
GENERAL CONTRACTOR: STR Constructors
JOB NAME: Garey Park Phase II

DATE: 2/11/2026
CHANGE ORDER #: 26

STR Constructors agrees to the following described services which are to be furnished as a part of the Contract referred to above. STR Constructors requests that Mercury Electric Company, Inc. make the following changes in such contract, to be executed by the parties hereto, subject to all the terms and conditions therein, except as otherwise stated herein:

SCOPE OF CHANGES:

HEATERS:

- Install (4) 15KW electric heaters - which are provided by others.
- Provide (4) 80 amp breakers and (4) 100 amp disconnects.
- Run all conduit and wiring necessary.

MATERIAL: $7,500.00
LABOR: 7,500.00
TOTAL DEDUCT: **$15,000.00**

Mercury Electric Company, Inc. will not execute the change order described above until this form is signed and approved by a STR Constructors representative and returned. Thank you.

ACCEPTED BY:

B.Rolls

Brooke Rolls, Mercury Electric Company, Inc.

Representative, STR Constructors

2/11/2026

Date

Date

MERCURY
ELECTRIC COMPANY

401 LONE MAN CREEK DRIVE WIMBERLEY, TEXAS (512) 434 - 9280

20 BURNISHED 24

verb: to enhance or perfect

COMMERCIAL FINISHES

Change Order # 16

Company: STR
Attention: Joshua Hout
Email: joshua@strconstructors.com
Project Name: Gary Park PH 2
Address: 6450 RM 2243 Georgetown, TX 78628
Date: 3/6/26

Dear Joshua,

We have received a change order for:

- Repaint Door & Trim in Event Area

The cost for this work is an additional: $ 647.00

Please review the information and let us know if you have any questions.

Respectfully Submitted,

Brad Jackson
Burnished
brad@burnishedatx.com
310 N. Fawn Ridge Dr.
Leander, TX 78641
(512)786-4909

*Pricing valid for 30 days and based upon available manpower

PLUMBING CHANGE ORDER

March 9, 2026

PROJECT NAME:	**Garey Park Renovations**
CONTRACTOR	**STR Constructors**
CHANGE ORDER	**Move piping into shroud area at Lavs x 9**

In reference to the project mentioned above and the drawings revised and received on **03/09/26** we are enclosing within all changes that will occur to resolve the Engineers and Architects changes.

TOTAL MATERIAL	$216.06
TOTAL LABOR	$1,242.00
SUBTOTALS	$1,458.06
15% PROFIT & OVERHEAD	$218.71
TOTAL CHANGE ORDER	**$1,676.77**

SUBMITTED BY: _____ **TITLE:** **President**

Luis M. Hernandez

Your Signature below will constitute approval of the above Change Order

APPROVAL SIGNATURE: _____ **TITLE:** _____

ATWELL

PROPOSAL
FOR PROFESSIONAL SERVICES

CLIENT	STR Constructors	**DATE OF ORDER**	03-06-26
CONTACT	Joshua Hout	**PROPOSAL NO.**	613.085
ADDRESS	210 Commerce Blvd Round Rock, TX 78664	**TELEPHONE NO.**	512-515-0254

PROPOSAL NAME Garey Park – East Property Survey

SITE LOCATION 6450 Leander Rd/Fm 2243, Georgetown, TX 78628

PROPOSAL SUMMARY

Stake East Boundary line of 9.921 acres not originally in the cad files for Construction.

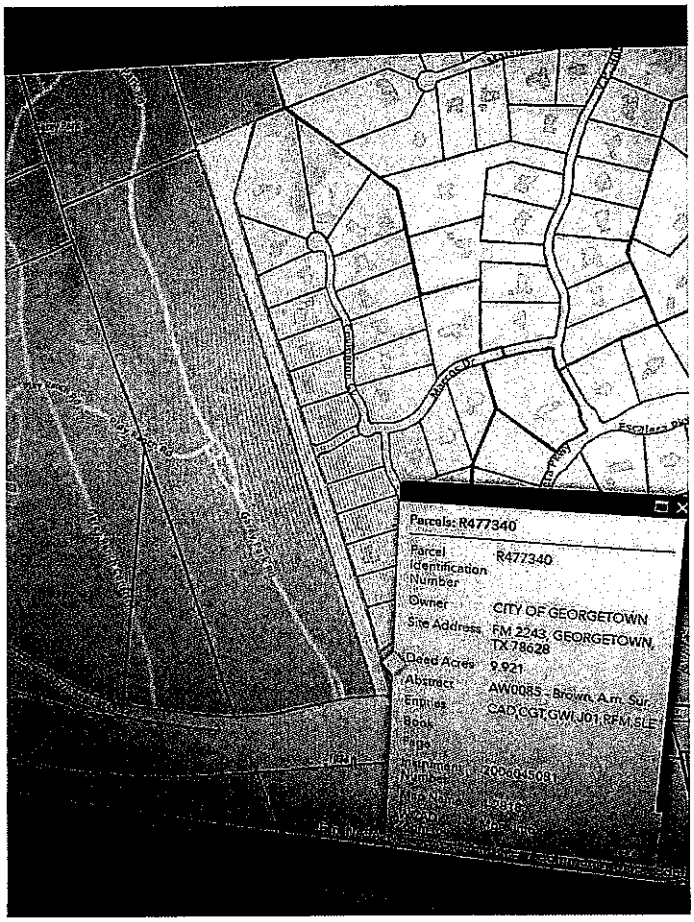

EXHIBIT A

SCOPE OF WORK FOR GAREY PARK – EAST PROPERTY SURVEY

Based upon our understanding of project requirements and discussions with STR Constructors, we have developed the following scope of services:

TASK 01: BOUDARY SURVEY:

Survey and establish boundary of the 9.921 ac east of Construction Project called Garey Park Ph2 – Improvements. This survey is for the sole purpose of establishing the boundary for Staking only.

TASK 02: BOUNDARY LINE STAKING:

Stake the most easterly boundary line from Task 01.

ADDITIONAL SERVICES

We have the capability to provide services outside of the agreed-upon Scope of Services. These services would be considered Additional Services and would be provided on a Time and Material basis and billed in accordance with the attached Professional Services Fee Schedule. Additional Services will only be provided at the written request of STR Constructors.

EXHIBIT B

Scope & Fee Proposal Work Authorization – Services

Task	Task Description	Original Fee	Type	Initial
1	Boundary Survey + Tax (8.25%)	$3,200.00	FF	
2	Boundary Line Staking + Tax (8.25%)	$2,500.00	FF	
	Total:	**$5,700.00**		

Upon receipt of this signed proposal, work authorization, and retainer/prepayment (if applicable), Atwell will commit the staff and resources necessary to begin work on the project.

Invoices will be submitted monthly for work being completed and payment is expected within thirty (30) days of the date of the invoice. In the event of non-payment, services may be suspended.

All project related reimbursable expenses, including vehicle mileage, lodging, travel, travel time, computer time, outside data reports, postage, shipping, and reproductions will be billed per the attached rate table.

All fees and hourly rates quoted within this contract may increase annually after the beginning of each year. The original Atwell Agreement is enforceable for all subsequent work orders. The client shall pay all fees and permit charges.

With the online payment portal, you can pay using either ACH, Debit or Credit Card. A credit card fee of 3.0% or the maximum allowed in your State is applied to all credit card transactions. ACH and debit card transactions are not subject to a surcharge. To utilize the Payment Portal, click the link here.

EXHIBIT C

ATWELL, LLC BILLING RATES

☐ Not applicable ☒ See attached

ACCEPTED BY:

ATWELL, LLC

By: _____
Signature

Damon Rushing
Printed Name

Its: Project Surveyor
Title

03-09-26
Date

STR Constructors

By: _____
Signature

Joshua Hout
Printed Name

Its Senior Project Manager
Title

_____
Date

COMMERCIAL SALES/SERVICE MANAGER
Darrell Sanders, 817-295-0216
dsanders@txohd.com

COMMERCIAL/SECURITY SALES
Jesse Collier, 817-295-0216
jcollier@txohd.com

TEXAS OVERHEAD DOOR
COMMERCIAL & RESIDENTIAL

CORPORATE OFFICE
ERIC FLETCHER
122 NW Hillery Street, Burleson, TX 76028
817-295-0216 / efletcher@txohd.com

ESTIMATOR
Brett Rodrick Jr., 817-295-0216
brodrick@txohd.com

ESTIMATOR
Keith Barnes, 817-295-0216
kbarnes@txohd.com

ESTIMATOR
Linsey Golden, 817-295-0216
lgolden@txohd.com

PROPOSAL

DATE: Mar 17, 2026
TO: ESTIMATOR

PROJECT: Garey Park Phase III - Change Order

DATE: Mar 17, 2026
TO: STR Construction
Cell: 512-844-3779
Email: Randy@STRConstruction.com

PROJECT: Garey Park Phase II - Change Order

Revised to ADD (6) motors for 10' x 10' Full view sectionals

Total ADD $9,616.00

ELECTRICAL WIRE OR WIRING LOW OR HIGH VOLTAGE BY OTHERS

Important Notes:

1. ***Materials not delivered to job site will incur an additional storage fee, this will allow TXohd to receive and/or store the materials in house.***
2. ***Specialty Product Requires from the Manufacturer a 30% Down Payment on Material Portion Only.***
3. ***TXOHD LLC may reasonably adjust any agreed-upon bid proposal price in case of governmental charges imposed on any goods as they are sold or shipped across country borders, including but not limited to, tariffs, anti-dumping taxes, or other punitive charges or measures, up until the date of materials being released by TXOHD or anytime thereafter and resulting in increased costs in materials***

This quotation is based on current pricing from our suppliers and includes surcharges levied by the steel industry. Surcharges and door prices are subject to change and final pricing will be determined at the time the order is released for fabrication

YOUR CONTACT FOR THIS PROJECT IS: Keith Barnes, 817-295-0216
EMAIL: Kbarnes@txohd.com

ForeverLawn
CENTRAL TEXAS
Premium Synthetic Grass

ForeverLawn Central Texas
177 Cottonwood Circle
Crawford, TX 76638
www.foreverlawn.com/centratx

Change Order

Date: 03/09/2026
Austin Cook

Name: **Joshua Hout – STR Constructors**
Phone #: (512) 515-0254

Project Name: **Garey Park**

Project Address: 6450 RM 2243
Georgetown, TX 78628

Project Description: ForeverLawn Central Texas provided additional work, outside of the original scope of work for the city. The additional work was requested by the city and billable work was approved by STR Constructors. This work included the excavation and removal of aggregate and spoils from the two smaller islands at the skate park. The existing drains were located for repair. Drains were raised to a new elevation, in case access is ever needed. Drains were hidden under the artificial turf but can be accessed with the removal of turf and 6" of aggregate if ever necessary. Both areas were reinstalled and compacted with new aggregate for stabilization. Turf was reinstalled in both areas.

This change order stems from the additional work performed by ForeverLawn Central Texas outside of the original scope.

Project Pricing:

- 1" dry screened limestone – Aggregate (24.68 tons at $75/ton)	$1,851.00
- 3/8" washed clean angular limestone – Aggregate (24.31 tons at $75/ton)	$1,823.25
- Labor for excavation in the two areas with equipment (4 days at $1,000/day)	$4,000.00
- Labor for backfilling and regrading the two areas with equipment (3 days at $2,000/day)	$6,000.00
- Equipment rental - excavator with delivery/pick up (1 week at $1,232.96/wk)	$1,232.96
- Equipment rental - jumping jack compactor (2 days at $145.65/day)	$291.30
- Drain extensions - 6" Sch 40 perf pipe wrapped (20 LF at $8/LF)	$160.00
Project Total:	**$15,358.51**

Approval:

Authorized Signature _____ Date _____

Securing Your Future
402A W. Palm Valley Blvd., Suite #181
Round Rock, Texas 78664
PH: 512.709.8467 FAX: 512.310.8307
www.BarrierFence.com
Member – Better Business Bureau

Change Order Request #10 – Garey Park Phase 2
Laydown Yard Relocation

Date: 3/5/2026

Customer: Attn: Joshua Hout 512.515.0254
STR Constructors
15500 W State Hwy 29
Liberty Hill, TX 78642

Project: Garey Park Phase 2
6450 RM 2243
Georgetown, TX 78628

COR#10: Change Order Request #10 for Barrier Fence LLC to make the following changes to our base contract. This is a request to relocate all our material in the current laydown yard to the new designated location that is on the other side of the property.

COR#9 LINE ITEMS:

Laydown Yard Relocation:
1 - Laydown Yard Relocation
Estimated Duration of 3 Days to Complete
Includes: Labor
Vehicles
Equipment
Fuel

TOTAL COR#10 AMOUNT: = $5.,775.00

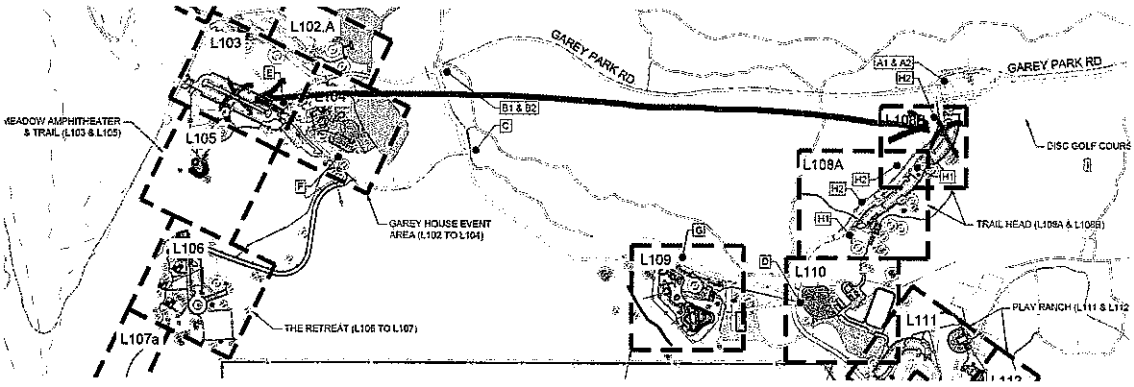

By: _____ Date: _____

Name: Title:

Thank you,

David Roseland
Barrier Fence Systems - Securing Your Future
402A W. Palm Valley Blvd. Suite #181
Round Rock, Texas 78664
Cell: 512.516.1455
Ph: 512.709.8467
Fax: 512.310.8307
David@BarrierFence.com
www.BarrierFence.com

PO#: _____

Securing Your Future
402A W. Palm Valley Blvd., Suite #181
Round Rock, Texas 78664
PH: 512.709.8467 FAX: 512.310.8307
www.BarrierFence.com
Member – Better Business Bureau

Change Order Request #8 – Garey Park Phase 2
Dog Park Change

Date: March 5, 2026

Customer: Attn: Joshua Hout 512.515.0254
STR Constructors
15500 W State Hwy 29
Liberty Hill, TX 78642

Project: Garey Park Phase 2
6450 RM 2243
Georgetown, TX 78628

COR#8: Change Order Request #8 for Barrier Fence LLC to make the following changes to our base contract. This is to demo 38' of fence and posts and reinstall with new Western Red Cedar Posts on four-sided angle plates fastened to concrete.

COR#8 LINE ITEMS:

Garey House / Event Area:
38' - Demo Fence and Posts (Salvage Fence for Future Installation
38' - Re-Install Fence on New Western Red Cedar 6"x6" Posts
20 - Angle Brackets for Mounting Posts (Powder Coated Black)

TOTAL COR#8 AMOUNT: = $4,050.00

By: _____ Date: _____
Name: Title:

Thank you,

David Roseland
Barrier Fence Systems - Securing Your Future
402A W. Palm Valley Blvd. Suite #181
Round Rock, Texas 78664
Cell: 512.516.1455
Ph: 512.709.8467
Fax: 512.310.8307
David@BarrierFence.com
www.BarrierFence.com

PO#: _____

ATX
CONSTRUCTION CLEAN

PROPOSAL

ATTN:	**Scott Carey**	PROJECT:	Garey House
TO:	STR Constructors, Ltd. 15500 W State Hwy 29 Liberty Hill, TX 78642	LOCATION:	6450 Ranch to Market Road 2243 Georgetown, TX 78628
		DATE:	3/5/2026

We propose to furnish all materials, equipment, and labor, subject to any exclusions listed below, required to complete the following:

1. Final Clean **$1,975.00**

Description of Services:
Dust, wipe down, and detail clean all interior surfaces.
Remove and dispose of light trash.
Vacuum carpet.
Sweep and mop flooring.
Clean baseboards.
Clean doors, frames, thresholds, handles, door stops, and kick plates.
Dust/wipe down exterior millwork: cabinets, drawers, and hardware
Dust walls.
Wipe down and polish stainless-steel surfaces.
Clean plumbing fixtures, mirrors, accessories in restrooms.
Clean partition glass.
Clean interior and exterior windows and frames.

White glove clean for a wedding on Saturday.

2. Sale Tax **$162.94**

Description of Services:
Sale Tax

Total Proposal Value: **$2,137.94**

PLEASE SEND ALL CONTRACTS TO: kim@atxconstructionclean.com

- Approved change orders are required to be processed promptly, in writing, before mobilization.
- Re-cleans will be at an additional cost.
- Punch items caused by other trades will be considered change order work.
- Water and power must be easily accessible during site mobilization.
- Excessive caulking, stucco, or concrete on windows and frames will be an additional cost.

Exclusions: removing excessive paint from unprotected surfaces, moving furniture and/or appliances, cleaning ceiling tiles and/or grids.

The proposal amount will be taxed unless a current Texas resale or exemption certificate is provided at the time of contract signing. If the above prices, specifications, and conditions are accepted, please sign electronically and all parties will receive a final copy.

Contractor: *Elliot Teykl Parish* 3/5/2026
ATX Construction Clean Date

ACCEPTANCE OF PROPOSAL: The above prices, scope, specifications and conditions are satisfactory and hereby accepted. You are authorized to do the work specified.

ACCEPTED BY: *Josh Hout* 3/5/2026
STR Constructors, Ltd. Date

Denali Doors

Change Proposal – Existing HM Door Assembly

To: STR Constructors

Attn: Estimating

Proposal Number: 25-1015

Proposal Date: 03/12/26

Project: Garey Park

Plans Dated: 5/27/25

Specifications: No

Addendums:

Revisions:

Please review the following proposal for consideration of supply only of doors frames and hardware as follows:

	Hollow Metal Frames				
	Gary House				
Frame 1	6068 Hm door	sgl, interior, primed, no rating	1	ea	$425
	Hollow Metal Doors				
	Gary House				
Door A	6068 HM door	Exterior Flush Hollow Metal Doors	1	ea	$1,223
	Hardware				
	Gary House				
	Double Doors		1	ea	$1,010
	New Thresholds		6	ea	$750
	Shipping Hollow Metal		1	EA	$1,329
	Total				$4,737
	Markup			15%	$711
	Proposal Total				**$5,448**
	Tax			0.00%	**$0.00**
	Total W/Tax				**$5,447.55**

512-662-4161 / Estimating@DenaliDoors.com

City of Georgetown, Texas
City Council
May 26, 2026

SUBJECT:
Amendment to Marmon Mok Architecture Professional Service Contract

SUGGESTED ACTION:
Consideration and possible action to approve an amendment to Marmon Mok Architecture's professional service contract for the design and coordination of the parking lot located on the adjacent lot 2 of the SU 560 Dev in the sum of $280,216.75 -- Jennifer Bettiol, CIP manager

ITEM SUMMARY:
This amendment is for additional services associated with the design and coordination of the shared parking lot, as located on Lot 2 of the SU 560 Dev. This parking lot will provide for shared parking for the Customer Service Center, Fleet and for visitors to the development.

FINANCIAL IMPACT:
$280,216.75

SUBMITTED BY:
Lauren Wilson, Public Works

ATTACHMENTS:
2ndAmend_MarmonMok Agmnt_5.26.2026.pdf
24-0119-AE-A2 Marmon Mok [for review]-1.pdf

Second Amendment to the
Agreement between Owner and Project Architect

This First Amendment ("Amendment") is entered into on May ____, 2026, by and between **CITY OF GEORGETOWN,** a Texas Home-Rule Municipal Corporation (the "City" or "Owner"), and **MARMON MOK ARCHITECTURE** ("Project Architect") (collectively, the "Parties"). The Parties hereby agree as follows:

WHEREAS, the City and Project Architect entered into an Agreement on March 26, 2024 for architecture services for the City's Customer Service Building (the "Original Agreement"); and

WHEREAS, the Parties entered in the First Amendment to the Original Agreement to amend the payments for services and to amend the Scope of Services because the City requested a relocation for the future Customer Service Center to a new site;

WHEREAS, the Parties seek to amend the Original Agreement to account for additional costs and services necessary to accommodate the relocation.

NOW THEREFORE, in consideration of the mutual covenants contained herein, the Parties agree as follows:

1. Section 4.5.2 of the Original Agreement is hereby amended and replaced as follows:

4.5.2 The fees for Additional Services will be negotiated by the Owner and the Project Architect as the scope of the Additional Services is defined and shall be calculated in one of the following ways:

a) The following fees for additional supplemental service fees have been agreed upon for possible additional services:

i.	Pre-Design Programming	$55,060.00
ii.	Site Retaining Wall Design, as required	$33,000.00
iv.	Alternate Site Assessment Report as required	
	Marmon Mok	$26,000.00
	Kimley Horn	$17,500.00
	Design Workshop	$5,500.00
v.	Site Plan Revision at Building Design	$16,500.00
vi.	Planning Coordination with SU560 Development	$48,000.00
vii.	Additional Parking Lot services:	
	Marmon Mok	$25,474.25
	Kimley Horn	$227,742.50

Waterloo MEP	$12,000
Design Workshop	$15,000
Total Supplement Services	**$481,776.75**

2. Exhibit A "Scope of Services" is hereby amended to include the services described in Exhibit A-2 attached hereto.

3. All other terms of the Original Agreement not inconsistent with this Amendment shall apply. Except as expressly modified by this Amendment, the Original Agreement remains unchanged and in full force and effect, subject to its terms.

4. The numbering of the provisions in this document shall be revised as necessary to maintain sequential order and internal consistency.

5. This Amendment is effective on the date executed by the City.

[SIGNATURES PROVIDED ON FOLLOWING PAGE]

CITY OF GEORGETOWN

By: _____

ATTEST:

_____
City Secretary

APPROVED AS TO FORM:

By: _____
City Attorney

THE STATE OF TEXAS §
§
COUNTY OF WILLIAMSON §

This instrument was acknowledged before me on the _____ day of _____, _____, by _____, Mayor of the City of Georgetown, on behalf of the City.

_____
Notary Public – State of Texas

PROJECT ARCHITECT

_____

Printed Name: _____

Title: _____

Architect License or Firm's Certificate No: _____
State of Texas

THE STATE OF TEXAS §
§
COUNTY OF _____ §

This instrument was acknowledged before me on the _____ day of _____, _____, by _____ on behalf of _____.

_____
Notary Public – State of Texas

EXHIBIT A-2
CONTRACT AMENDMENT
ADDITIONAL SERVICES

MarmonMok
ARCHITECTURE

April 8, 2026

Jennifer Bettiol, RA
CIP Manager, Public Works
City of Georgetown
Georgetown, Texas 78626

VIA Email: Jennifer.Bettiol@georgetown.org

Re: Contract Amendment
Contract No. 24-0119-A/E
A/E Design of Customer Service Center
Georgetown, Texas

Dear Ms. Bettiol,

As discussed, we are pleased to submit this amendment to our contract for AE Design Services for the Customer Service Center (CSC), Georgetown, Texas, dated March 26, 2024.

Since the parking lot is a separate parcel, it must go through a separate design, approval and permitting process. This affects the Civil Engineering, Landscape Architecture, and Electrical Engineering scope along with Marmon Mok's coordination efforts.

This amendment incorporates the fees necessary to provide services for the following scope:

1. Civil Engineering scope for the parking lot site as described in the attached proposal from Kimley Horn.
2. Landscape Architecture scope for the parking lot as described in the attached proposal by Design Workshop.
3. Electrical Engineering scope for the parking lot as described in the attached proposal by Waterloo Engineering.
4. Architectural scope for coordination and meetings necessary to provide A&E services for the parking lot as follows:
    a. Coordinate all the consultants required for this scope.
    b. Attend meetings with the client, City of Georgetown, developer and Southwestern University as required.

Compensation is modified as follows:

Our proposed additional fee for AE design services to accomplish the proposed additional scope of services, in accordance with the contract terms, is provided as a lump sum agreement as enumerated below. As the scope of services as modified is limited to parking lot, this resulted in changes only to the scope and fee for Kimley Horn Civil Engineering, Waterloo Engineering, Design Workshop and Marmon Mok Architecture as it requires additional coordination and review for this proposed project site. All other consultants have confirmed there is no impact on fees as currently understood.

Supplemental Services Compensation

Additional compensation for supplemental Services is as follows:

Discipline:	**Civil Engineering, Kimley Horn**	$ 227,742.50
Service:	**SD through CA, submittal and processing of the SDP**	
Discipline:	**Architect, Marmon Mok Architecture**	$ 25,474.25
Service:	**Planning Coordination with Banbury, Southwestern University and City of Georgetown**	
Discipline:	**Electrical Engineering, Waterloo MEP**	$ 12,000
Service:	**SD through CA, submittal and processing of SDP**	
Discipline:	**Landscape Architecture, Design Workshop**	$ 15,000
Service:	**SD through CA, submittal and processing of SDP**	
Total Contract Amendment		**$ 280,216.75**

Alternate Services

Retaining Wall Design – Parking Lot Site	$30,000
Engineer's OPCC – Parking Lot Site	$5,000

Reimbursable Expense Allowance

Reimbursable expense allowance is already part of the original contract, therefore it is not considered in this amendment.

Please let me know if you have any questions regarding this proposed Amendment. We remain available to discuss further and look forward to a very successful project outcome.

Sincerely

Briant A. Harkiewicz, AIA, NCARB, LEED AP
Partner
Marmon Mok Architecture

Cc:

Encl. Consultant Fee Proposals

March 25, 2026
Briant Harkiewicz, AIA, NCARD, LEED AP
Marmon Mok Architecture
1020 NE Loop 410, Ste. 201
San Antonio, TX 78209

Re: Professional Services Agreement – Amendment No. 2
Georgetown Municipal Service Center Parking Lot Site

Dear Ms. Dart:

Kimley-Horn and Associates, Inc. ("Kimley-Horn" or "Consultant") is pleased to submit this letter agreement (the "Agreement") to Marmon Mok Architecture ("Client") for providing professional civil engineering services. The services provided under this agreement shall adhere to the terms and conditions outlined in the executed Consultant Agreement dated March 26, 2024.

Project Understanding
We understand that the Client is interested in the development of a 10.61-acre municipal project located at 1001 E University Ave., Georgetown, Texas (the "City"). Kimley-Horn assumes the following in preparation of the Agreement:

Assumptions
- The site is located in the full purpose zoning jurisdiction of the City;
- The site is zoned PUD with C-3 base zoning;
- The site is not platted, and a plat will be required. The final plat will be provided by others;
- A Traffic Impact Analysis (TIA), if required, will be provided by others;
- Access improvements are limited to driveway connections only, and reconstruction of adjacent roadways will not be required. Deceleration/Acceleration or modifications to existing medians for left-turn lanes will not be required;
- Coordination with the Texas Department of Transportation (TXDOT) for driveway connections and utility installations within SH 29 right-of-way will be provided by others;
- Water, wastewater, electric, gas, and telecom utility extensions will be provided to the property line by others. If offsite extensions are required after completion of the Utility Evaluation Request, an additional service for design and survey of the offsite improvements can be provided;
- Detention and storm water quality will be required for the increase in impervious cover and provided by others;
- Any public trail design and permitting will be provided by others;
- Landscape and lighting design within and adjacent to the site will be provided by the Client;
- The site is located in the Edwards Aquifer Recharge Zone per the Texas Commission on Environmental Quality (TCEQ). A Water Pollution Abatement Plan (WPAP) approval will be required. Since the site is part of a larger development, the initial WPAP approval will be provided by others. Kimley-Horn will prepare and submit a WPAP modification application to TCEQ with Amendment No. 1 dated April 30, 2025. This development proposes no wastewater connection to the City's system; therefore, an Organized Sewage Collection System Plan (SCS) application to the TCEQ will not be required. A Geologic Assessment will be required for the WPAP submittal and provided by the Client's environmental engineer;

- Boundary, topographic, and tree survey will be provided by others. Kimley-Horn will not be liable for errors or omissions in our work that were contributed to by errors or omissions in the survey;
- The site is located within preliminary ATLAS 14 floodplain, wetlands, or other environmentally sensitive area;
- The site development is not anticipated to impact any published FEMA floodplain area. No flood study is included in the Scope of Services;
- There are potential United States Army Corps of Engineers (USACE) jurisdictional areas or other Environmentally Sensitive Areas on site. The Waters of the United States delineations will be provided by others;
- No structural engineering has been included in this scope of services other than an alternate service for any required civil site retaining walls;
- The Client will be responsible for establishing franchise utility services to the building. Kimley-Horn will provide limited assistance under **Task 8**;
- Kimley-Horn will show light pole locations on the site plan for coordination purposes. We will coordinate with the Client and/or electrical engineer who will provide all site electrical and photometric design;
- Subsurface Utility Exploration (SUE) will be evaluated during preliminary design. If requested by the Client, Kimley-Horn can recommend or facilitate areas of exploration as an additional service;
- On-site paving design will be based on soil borings and tests by a geotechnical engineer. The Client will contract with a geotechnical engineer for these services. We will coordinate location of the proposed borings and will correspond with the geotechnical engineer with respect to suggested testing and design recommendations. The geotechnical engineer will be responsible for providing pavement design, CBR testing, foundation designs, and special bedding designs for storm pipes greater than 36” in diameter. Boring location stakeout will be done by GPS and final identification of borings will be collected by the project surveyor;
- Professional geological and environmental services will be provided by others. The use of the reports, additional exploratory effort, and revisions will be the responsibility of the Client. Kimley-Horn may facilitate such efforts on behalf of the Client as requested;
- A Traffic Control Plan (TCP) will be the responsibility of the contractor and deferred to the time of construction. If a concurrent TCP is requested by the Client, it can be included as an additional service;
- Kimley-Horn will have legal access to the property; and
- The Client will assume payment for all review fees.

(this space intentionally left blank)

Scope of Services

Phase One Services – Review of Masterplan Facilities

Task 1 - Initial Due Diligence and Concept Plan Design – Parking Lot Site
Kimley-Horn will assist the Client in reviewing and developing a site layout in partnership with the Project Architect. We will request and review documentation of existing water, wastewater, storm drainage, and roadway improvements on or immediately adjacent to the site and incorporate with survey information to develop a preliminary Constraints Exhibit. The exhibit will be shared with the Project Architect and utilized to develop Concept Plan(s) of the project site and ancillary improvements that are generally consistent with the requirements of the City's development guidelines. This task includes assisting the Project Architect and Client in the preparation of four layouts, one revision to each layout, and the associated correspondence.

Task 2 - Meetings and Team Coordination – Phase One – Parking Lot Site
Kimley-Horn will prepare for and attend meetings with the design team, reviewing staff, neighbors and other stakeholders.

Phase Two Services – Schematic Design

Task 3 - Site Plan Reconciliation – Parking Lot Site
Kimley-Horn will be provided with a subdivision plan prepared by the Master Developer in AutoCAD format. Kimley-Horn will modify the parking lot site plan in an effort to make it dimensionally accurate, parallel and perpendicular, and suitable for use to prepare the site civil construction documents, easements, and plats. Kimley-Horn will share the reconciled site plan with the Client and Project Architect.

Task 4 - Offsite Parking Agreement
Kimley-Horn will prepare an offsite parking agreement that specifies the required parking quantity, dimensions, and areas necessary for the building permit approval and submit it to the Client. The Client will coordinate with the owner of the Parking Lot Site property and provide comments to Kimley-Horn for up to two revisions if needed. The Client will record the agreement with the County.

Task 5 - Meetings and Team Coordination – Phase Two – Parking Lot Site
Kimley-Horn will prepare for and attend meetings with the design team, reviewing staff, neighbors and other stakeholders.

Phase Three Services – Design Development

Task 6 - Preliminary On-Site Engineering Services – Parking Lot Site
Kimley-Horn will prepare on-site preliminary civil engineering plans consisting of the following:

Preliminary Grading Plan: Kimley-Horn will conduct one meeting with the Client and project team to discuss grading intent and desires for the project. Kimley-Horn will prepare one preliminary grading plan that will show finished floors, suggested building splits, retaining wall locations and heights, and paving grades – all to a low level of detail compared to final construction drawings, but conceptually workable. Kimley-Horn will prepare up to two volume analyses of the plan in Civil 3D and make up to

two minor adjustments to the plan based on results of volume analysis. Kimley-Horn will then conduct one meeting with the Client and project team to present plan and volume analysis results.

Preliminary Utility Plan: Kimley-Horn will prepare a Preliminary Water and Storm Sewer Plan and present them to the project team at the meeting described above.

Task 7 - Meetings and Team Coordination – Phase Three – Parking Lot Site
Kimley-Horn will prepare for and attend meetings with the design team, reviewing staff, neighbors and other stakeholders.

Phase Four Services – Construction Documents

Task 8 - Final Civil Engineering – Parking Lot Site
Kimley-Horn will prepare on-site civil engineering plans for the proposed development. The plan set will consist of the following sheets:

A. Cover Sheet: Showing sheet index, project location map, contact information, and plan submittal and review log.
B. General Notes and Project Specifications: Showing general notes related to proposed construction based on jurisdictional standards.
C. Dimension Control Plan: Showing the site layout (provided by Project Architect) and property boundary with dimensional ties for building envelopes, parking, and roadway(s).
D. Erosion Control Plan: Showing initial erosion control measures to be installed prior to disturbance of the site. The erosion control measures will be maintained and modified throughout site construction by the Contractor, and it is the Contractor's responsibility to modify the plan during construction as necessary to comply with the conditions of their permits. This task does not yield a Storm Water Pollution Prevention Plan (SWPPP) document.
E. Grading Plan: Showing proposed finished floor elevations and, as applicable, spot elevations and one-foot contours for public sidewalks, drives, and parking areas. Detailed grading of landscape areas will be coordinated with, but designed by, the Landscape Architect. Retaining walls needed to accomplish the grading will be shown with proposed top and toe elevations in a "wall zone". The selection of the wall system and the structural design of the walls is beyond the limited scope of this agreement and will be provided by Kimley-Horn or others under a separate agreement with the Client.
F. Paving and Striping Plan: Showing proposed paving type for parking areas, fire lanes, and drives based upon recommendations in the geotechnical report provided by the Client. This plan will show handicap parking signage.
G. Utilty Plan: Showing on-site utility plan layouts to within five feet of proposed connection(s).
H. Drainage Area Map: Showing existing and proposed on-site and applicable off-site drainage patterns and discharges to/from the site to be used as the basis for drainage system sizing and layout. Landscaped areas will be shown as individual drainage areas for sizing of a receiving pipe. Small drainage areas for each individual landscape drain will not be shown and will be designed by the Landscape Architect.
I. Storm Drainage Plan: Showing proposed storm inlet and storm drain sizes and locations for site drainage in plan view. The plan will also show private storm drain to collect roof downspouts, for which the pipe size will be determined by the MEP engineer. If provided in a timely manner, Kimley-

Horn will coordinate design and location of area drains with the Landscape Architect and design a pipe system to collect the area drains; if not provided in a timely manner, Kimley-Horn will stub out a pipe for the Landscape Architect to connect the drainage system they design.

J. Construction Details: Typical construction details for proposed site civil engineering improvements will be included by reference to applicable jurisdictional standard details. If deemed necessary by Kimley-Horn, construction details for certain site civil engineering improvements will be included in the plan set.

Task 9 - Submittals and Permitting – Parking Lot Site

This task is to capture effort expended by Kimley-Horn for project submittals and responses to jurisdictional review comments beyond the effort otherwise included in our scope of services. This task assumes four (4) reviews by the jurisdiction. Additional reviews may require an additional service.

Task 10 - Franchise Utility Coordination – Parking Lot Site

Kimley-Horn will provide assistance to the Client to arrange franchise utility service (gas, electric, cable/data, and telephone) for the project. Design of franchise utilities will be by the franchise utility companies. Kimley-Horn will provide duct bank or conduit designs in the plans for electric service to the building. Kimley-Horn will coordinate locating these utilities on the site utility plan as they relate to the storm drain, water, and wastewater layouts. If provided in a timely manner and in AutoCAD format by the franchise utility companies, the franchise utility layouts will be shown on the civil plans.

Task 11 - Meetings and Team Coordination – Phase Four – Parking Lot Site

Kimley-Horn will prepare for and attend meetings with the design team, reviewing staff, neighbors and other stakeholders.

Task 12 - Separate Instrument Easement Documents (Includes 2 Easement)

Kimley-Horn will prepare a metes and bounds description and sketch showing the location and dimensions for up to two (2) proposed easements. Easement language will either be the unaltered standard language provided by the local jurisdiction, or as agreed to by the Grantor and Grantee and provided complete to Kimley-Horn. Kimley-Horn will record the easements at the county and reimburse recordation fees through the project.

Phase Five Services – Bidding and Proposal

Task 13 - Preconstruction Services – Parking Lot Site

Kimley-Horn will provide professional preconstruction phase services as directed by the Client. Effort under this task may include bid phase services and attendance at the pre-Construction conference.

Phase Six Services – Construction Administration

Task 14 - Construction Phase Services – Parking Lot Site

Kimley-Horn can provide professional construction phase services as specifically stated below as directed by the Client.

Pre-Construction Conference: Kimley-Horn will attend the pre-construction conference prior to commencement of Work at the Site as requested by the Client.

Site Visits: Kimley-Horn will visit the site to observe construction of improvements designed by Kimley-Horn.

Visits will be biweekly from the start of site construction until vertical construction begins, or up 6 months, whichever is shorter. Thereafter, site visits will be made at the reasonable request of the Client. Observations will not be exhaustive or extend to every aspect of Contractor's work in progress. Kimley-Horn shall not, during such visits or as a result of such observations supervise, direct, control, influence, or have responsibility over Contractor's work. Kimley-Horn neither guarantees the performance of any Contractor nor assumes responsibility for any Contractor's failure to furnish and perform its work in accordance with the Contract Documents or permits. Following substantial completion of construction, Kimley-Horn will visit the site with the Client to assist with project close out.

Clarifications and Interpretations: Kimley-Horn will respond to reasonable and appropriate Contractor requests for information and issue clarifications and interpretations of the Contract Documents to Client. Any authorization of variations from the Contract Documents will be made by Client.

Review and Response to Shop Drawings: Kimley-Horn will review and respond to certain Shop Drawings, Samples and other data which Contractor is required to submit, but only for conformance with the information given in the Contract Documents.

Record Drawings: The Contractor will provide redlined set of the site civil drawings to Kimley-Horn showing all changes made to the approved design during construction. Kimley-Horn will review the redlined drawings provided and will prepare Record Drawings. The Record Drawings will show only those changes exported by the Contractor to Kimley-Horn and considered to be significant and will contain a note to this effect. Record Drawings are not “As Built” drawings, and no independent verification will be done by Kimley-Horn. Kimley-Horn will submit the Record Drawings to the local jurisdiction and provide the files to the Client in PDF format.

AutoCAD files can be provided to the Client and design team as requested after receipt of an AutoCAD release indemnification agreement.

Alternate Services

Task 15 - Retaining Wall Design – Parking Lot Site
Kimley-Horn will provide analysis, design, plans, and specifications for concrete and masonry retaining walls at the above noted project. Provided retaining walls will meet design standards provided by ACI and International Building Code. Since this work varies greatly in scope and cost, this task will be customized after discussion of needs with the Client. These plans will be part of the on-site civil plan set and not a separate plan set. These plans will be submitted for review with the on-site civil plans.

Task 16 - Engineer's Opinion of Probable Construction Costs (OPCC) – Parking Lot Site
Kimley-Horn will prepare an OPCC of the civil on-site improvements. The deliverable for this task will be one spreadsheet in PDF format. Kimley-Horn has no control over the cost of labor, materials, equipment, or over the Contractor's methods of determining prices or over competitive bidding or market conditions. Opinions of probable costs are based on the information known to Kimley-Horn at the time and represent only Kimley-Horn’s judgment as a design professional familiar with the

construction industry. Kimley-Horn cannot and does not guarantee that proposals, bids, or actual construction costs will not vary from the OPCC.

Additional Services

Any services not specifically provided for in the above scope will be billed as additional services and performed at our then current hourly rates. Additional services we can provide include, but are not limited to, the following:

- Professional survey, including separate instrument easements;
- Condominium plat preparation and processing;
- Traffic control plans;
- Offsite improvements otherwise noted above;
- Floodplain study;
- Landscape, tree mitigation, and irrigation plans;
- Design of retaining walls or other structures;
- Hydraulic modeling, FEMA CLOMR/LOMR, or flood study;
- License agreements; and
- Any item not specifically noted in this agreement.

Information Provided By Client

We shall be entitled to rely on the completeness and accuracy of all information provided by the Client or the Client's consultants or representatives. The Client shall provide all information requested by Kimley-Horn during the project, including but not limited to the following:

- Names of consultants on Project team;
- Topographic and tree survey;
- Final Plat;
- Geotechnical report, including foundation and paving design recommendations;
- MEP utility (water, wastewater, electric, gas) service locations, size, and depth;
- Code landscape architecture and irrigation plans required for site development permitting;
- Final Site Plan (ACAD 2012 Format); and
- Executed copy of this Agreement and access to property.

(this space intentionally left blank)

Fee and Expenses

The services in this agreement will be billed as follows:

Phase One Services – Review of Masterplan Facilities			
Task 1	Initial Due Diligence and Concept Plan Design – Parking Lot Site	$	25,000 (LS)
Task 2	Meetings and Team Coordination – Phase One – Parking Lot Site	$	5,000 (LS)
	Subtotal	**$**	**30,000**
Phase Two Services – Schematic Design			
Task 3	Site Plan Reconciliation	$	10,000 (LS)
Task 4	Offsite Parking Agreement	$	5,000 (LS)
Task 5	Meetings and Team Coordination – Phase Two – Parking Lot Site	$	5,000 (LS)
	Subtotal	**$**	**20,000**
Phase Three Services – Design Development			
Task 6	Preliminary On-Site Engineering – Parking Lot Site	$	20,000 (LS)
Task 7	Meetings and Team Coordination – Phase Three – Parking Lot Site	$	5,000 (LS)
	Subtotal	**$**	**25,000**
Phase Four Services – Construction Documents			
Task 8	Final Civil Engineering – Parking Lot Site	$	70,000 (LS)
Task 9	Submittals and Permitting – Parking Lot Site	$	40,000 (LS)
Task 10	Franchise Utility Coordination – Parking Lot Site	$	5,000 (LS)
Task 11	Meetings and Team Coordination – Phase Four – Parking Lot Site	$	8,000 (LS)
Task 12	Separate Instrument Easement Documents – Parking Lot Site	$	9,000 (LS+TAX)
	Subtotal	**$**	**132,000**
Phase Five Services – Bidding and Proposal			
Task 13	Preconstruction Services – Parking Lot Site	$	5,000 (LS)
	Subtotal	**$**	**5,000**
Phase Six Services – Construction Administration			
Task 14	Construction Phase Services – Parking Lot Site	$	15,000 (LS)
	Subtotal	**$**	**15,000**
	Sales Tax (8.25%)	**$**	**742.50**
	Total Fee	**$**	**227,742.50**
Alternate Services			
Task 15	Retaining Wall Design – Parking Lot Site	$	30,000 (LS)
Task 16	Engineer's OPCC – Parking Lot Site	$	5,000 (LS)

For Lump Sum (LS) tasks, lump sum fees will be invoiced monthly based upon the overall percentage of services performed.

Payment will be due within 25 days of your receipt of the invoice and should include the invoice number and Kimley-Horn project number.

Closure

In addition to the matters set forth herein, our Agreement shall include and be subject to, and only to, the terms and conditions outlined in the executed Consultant Agreement dated March 26, 2024, which are incorporated by reference. As used in the Standard Provisions, "Consultant" shall refer to Kimley-Horn and Associates, Inc., and "Client" shall refer to **Marmon Mok Architecture.**

Kimley-Horn, in an effort to expedite invoices and reduce paper waste, submits invoices via email in an Adobe PDF format. We can also provide a paper copy via regular mail if requested. Please include the invoice number and Kimley-Horn project number with all payments. Please provide the following information:

____ Please email all invoices to _____

____ Please copy _____

If you concur in all the foregoing and wish to direct us to proceed with the services, please have authorized persons execute a copy of this Agreement in the spaces provided below and return a copy to us. We will commence services only after we have received a fully executed agreement. Fees and times stated in this Agreement are valid for sixty (60) days after the date of this letter.

To ensure proper set up of your projects so that we can get started, please complete and return with the signed copy of this Agreement the attached Request for Information. Failure to supply this information could result in delay in starting work on your project.

We appreciate the opportunity to provide these services to you. Please contact me if you have any questions.

Very truly yours,

KIMLEY-HORN AND ASSOCIATES, INC.

Signed: Joshua W. Miksch

Printed Name: Joshua W. Miksch, P.E.
Title: Vice President

Marmon Mok Architecture

SIGNED: _____ Client Federal Tax ID: _____

PRINTED NAME: _____ Client Business License No.: _____

TITLE: _____ Client Street Address: _____

_____

Attachment – Standard Rate Schedule

Kimley-Horn and Associates, Inc.

Hourly Labor Rate Schedule

Classification	Rate
Analyst	**$185 - $320**
Professional	**$265 - $370**
Senior Professional I	**$285 - $450**
Senior Professional II	**$410 - $465**
Senior Technical Support	**$190 - $340**
Support Staff	**$120 - $180**
Technical Support	**$140 - $180**

Effective through June 30, 2025

Subject to annual adjustment thereafter

WATERLOO | MEP

AUSTIN
1120 S. Capital of Texas Hwy.
Building 1, Suite 150
Austin, Texas 78746
512 920 1970

SAN ANTONIO
9830 Colonnade Blvd
Suite 230
San Antonio, Texas 78230
210 249 3690

March 12, 2026

Briant A. Harkiewicz, AIA, NCARB, LEED AP
Partner
Marmon Mok Architecture
1020 NE Loop 410
Suite 201
San Antonio, TX 78209

RE: City of Georgetown Customer Service Center
Additional Services Proposal #01

Dear Briant:

As requested, we have prepared this additional services proposal for the above-referenced project to include the following scope of work revisions:

Revisions to Project Scope of Work:

A) Basic Services:
   a. Provide additional engineering design services for parking lot lighting north of the new City of Georgetown building. This lighting will have its own electrical service. Power design for the security gate will be supplied from the new City of Georgetown building.
   b. Current power and/or conduits to future power for EV parking spots is excluded.

Schedule:

A) The above-described additional scope of work will be performed in accordance with the established project design schedule.

Fee Compensation:

We proposed to amend the total professional basic and additional services fee amounts as noted below.

Basic Services (BS)

Phase	Current LS Fee	Change (+/-)	New LS Fee
Schematic Design	$ 72,750.00	$ 000,000.00	$ 72,750.00
Design Development	$ 97,000.00	$ 000,000.00	$ 97,000.00
Constr. Documents	$ 194,000.00	$ 000,000.00	$ 194,000.00
Bidding/Negotiation	$ 24,250.00	$ 000,000.00	$ 24,250.00
Construction Admin.	$ 97,000.00	$ 000,000.00	$ 97,000.00
Subtotal BS Lump Sum Fee	$ 485,000.00	$ 000,000.00	$ 485,000.00

Additional Services (AS)

Description	Current LS Fee	Change (+/-)	New LS Fee
AS-01: Parking Lot lighting	$ 00,000.00	$ 12,000.00	$ 12,000.00
Subtotal AS Lump Sum Fee	$ 00,000.00	$ 12,000.00	$ 12,000.00
TOTAL Lump Sum Fee	**$ 485,000.00**	**$ 12,000.00**	**$ 497,000.00**

Please let me know if you have any questions or would like to discuss any aspect in detail.

Sincerely,

Joseph S. Reyes, PE, LEED AP
Managing Principal

Accepted by:_____
Print Name / Title:_____
Date:_____

Design Workshop, Inc.

Landscape Architecture
Planning
Urban Design
Strategic Services
Environmental Graphic Design

designworkshop.com

Additional Service for Georgetown Service Center

Add Service Number: 2

March 31, 2026

Dear Denise:

This letter is a request for approval to complete Additional Services associated with Georgetown Service Center located Across the street north of the Service Center in Georgetown, Texas. Based on our conversation on October 6, 2025, we understand that the following services will be required.

Task 1: Design Development (1 week)

The general objective of this phase of work is to prepare landscape permit plans for the parking lot based on plans provided by Marmon Mok (in conjunction with the Civil Engineer and Landscape Architect who will produce a concept layout).

Specific tasks to be completed are as follows:

a. Research city permits and PUD requirements for materials and plant palettes.
b. Develop a landscape permit plan to include as part of the Civil Engineering Site Development Permit plans. This assumes one (1) option.
c. Prepare an overall site plan that clearly illustrates the code required planting design and fence design for secured parking lot.
d. Investigate plant availability.
e. Review materials and technical systems for the perimeter fence based on PUD and code requirements.
f. Select site development materials and prepare design development-level details.
g. Conduct internal Design Quality Control Reviews for aesthetic and technical content.
h. Coordiante Design Workshop's work with other consultants retained by client.
i. Prepare a draft specification in the form of a preliminary project descriptions for the above-described landscape elements of the project.
j. Attend bi-weekly calls with design/consultant for duration of design period.

Deliverables:

a. Materials Plan: One (1) overall plan per major landscape space,.
b. Planting Plans. One (1) overall plan per major landscape space.
c. Preliminary Irrigation Plans: One (1) plan with associated standard details.
d. Draft technical specifications are assumed to be done in conjunction with tasks already in DW's Contract.

Task 2: Construction Documentation (2 weeks):

Prepare final documentation drawings that incorporate the most current information regarding construction practices. Based on the Client approved Design Development Plan, Design Workshop will prepare Construction Documents.

Specific tasks to be completed are as follows:

a. Prepare working drawings and specifications to reasonably conform to applicable codes and regulations.

b. Coordinate Design Workshop's work with other consultants retained by the Client. Coordinate interdisciplinary Construction Document reviews between the consultants.
c. Review materials and technical systems with potential fabricators and contractors.
d. Conduct internal Construction Document Quality Control Reviews for aesthetic and technical content and revise plans per reviews.
e. Attend bi-weekly calls with design/consultant for duration of design period.

Task 3: Permitting (Site Development Plan):

Design Workshop will assist the Civil engineer in creating permitting drawings as it relates to the landscape code requirements of the city of Georgetown. We assume the Civil Engineer will control the permit process. This process will run concurrently with the Design Development task. Our focus will be specifically on landscape architecture related items which include updates to:

a. Drawings showing compliance with City of Georgetown's Landscape Ordinances and Code Requirements.
b. Meetings with staff – three (3) maximum
c. Drawing revisions based on the direct City comments – assumed one (1) submittal with three (3) rounds of comments.

Deliverables:
a. Landscape design for permitting process.
b. Updates to plans due to background/ site plan updates.
c. Drawing revisions based on City of Georgetown Site Development Plan comments on PUD requirements.
    i. Intake
    ii. Completeness Review (4 days)
    iii. Technical Review
d. Details of permit drawings will reflect the detail of Design Development phases of drawings.
e. It is assumed that the Civil will control the submittals of the COG and DW will coordinate our submittal with the Civil.

Bidding and Negotiation and Construction Observation are assumed to be done in conjunction with tasks already in DW's Contract.

Based on the additional items listed above, this letter is a request for approval to complete Additional Services for these items.

By signing this letter, you are authorizing Design Workshop, Inc. to commence services immediately for a fee of $15,000.

The contract conditions of existing Agreement dated 06/18/2024 shall be binding on these additional services unless modified herein.

Task 4: Irrigation

Professional design fees for these services will include labor and deliverables.

Design Workshop, Inc.

Landscape Architecture
Planning
Urban Design
Strategic Services
Environmental Graphic Design

designworkshop.com

Additional Service for Georgetown Service Center

Add Service Number: 2

The following is a summary of the fees associated with this effort:

Original Contract Amount	$144,200
Task 1: Design Development	$ 3,220
Task 2: Construction Documentation	$ 6,310
Task 3: Permitting	$ 3,390
Task 4: Irrigation	$ 2,080
Total Add Service 02:	**$ 15,000**
Total New Contract Amount	$159,200

REIMBURSABLE EXPENSES

Reimbursable Expenses will be billed as per the original agreement.

ADDITIONAL SERVICES

Services in addition to those described above are to be compensated on a Time and Materials basis per Design Workshop's current published rate schedule. Additional services will include (but are not limited to) redesign of previously approved work, major revisions to program and/or expansion of scope of services. Whenever practical, changes, additions, or modifications to the scope of services shall be authorized by written change request; however, the absence of such a written change order shall not act as a bar to payment of fees due Design Workshop, provided the change was in fact approved and ordered by the Client.

If this additional services agreement is not accepted within sixty (60) days from the date of receipt, the offer to perform the services described may be withdrawn and Design Workshop may renegotiate the scope, fee, and/or schedule included in this agreement.

Please call me at (512) 647-2371 if you have any questions regarding this request for additional services.

Sincerely,

Claire Hempel
Principal

Design Workshop, Inc.

Design Workshop, Inc.

Landscape Architecture
Planning
Urban Design
Strategic Services
Environmental Graphic Design

designworkshop.com

Additional Service for Georgetown Service Center

Add Service Number: 2

APPROVED BY CLIENT

By: _____Date: _____

Title: _____

City of Georgetown, Texas
City Council
May 26, 2026

SUBJECT:
First Reading - Replacement Fourth Amendment to Development Agreement for Parkside on the River Subdivision

SUGGESTED ACTION:
First Reading of an Ordinance of the City Council to amend Ordinance NOS. 2019-69, 2020-84, 2021-40, 2024-18, and 2026-11, and approve the Replacement Fourth Amendment to Development Agreement for Parkside on the River subdivision -- Nick Woolery, Assistant City Manager

ITEM SUMMARY:
This item relates to the Parkside on the River Subdivision. Effective November 19, 2019, the City, HM Parkside LP and HM CR 176-2243, LP entered into a Development Agreement pertaining to the Parkside on the River Subdivision (the "Original Agreement"). The Original Agreement has been amended by the "First Amendment to and Partial Assignment of Development Agreement Parkside on the River Subdivision (the "First Amendment") dated effective December 8, 2020, by the "Second Amendment to Development Agreement Parkside on the River Subdivision" (the "Second Amendment") dated effective May 25, 2021, by the "Third Amendment to Development Agreement Parkside on the River Subdivision" (the "Third Amendment") dated effective April 9, 2025, and by the "Fourth Amendment to the Development Agreement Parkside on the River Subdivision" (the "Original Fourth Amendment") dated effective February 10th, 2026. The history of this project is detailed in the RECITALS section of the attached Replacement Fourth Amendment.

The Original Fourth Amendment was recorded to, among other things, add the Dufner Tract into the Development Agreement, the Property, and the Project, establish the land use plan and other development and roadway requirements pertaining to the Dufner Tract, increase the number of acres in the Commercial Development Areas of the Project, and provide for the construction of the Dufner Tract Trail. The Original Fourth Amendment would become effective only if the conditions set out in Article III, Section D were met by April 11, 2026. All Amendment Conditions did not occur by that date, so the Original Fourth Amendment, although executed and recorded, did not become effective and is not in force and effect.

The City has disannexed the Dufner Tract from the City limits by Ordinance 2026-18 dated April 14, 2026, and all Amendment Conditions are satisfied except annexation of the Dufner Tract by POR MUD No 1. All parties now wish to enter into a Replacement Fourth Amendment to entirely replace the Original Fourth Amendment.

FINANCIAL IMPACT:
None at this time as there is no request for an increase in bonding capacity.

SUBMITTED BY:
Angela McBride, City Manager's Office

ATTACHMENTS:
Parkside Replacement 4th DA Amendment 5.5.26 FINAL.pdf
Presentation - Parkside on the River 2025.05.26.pdf

ORDINANCE NO._____

AN ORDINANCE OF THE CITY COUNCIL OF THE CITY OF GEORGETOWN, TEXAS AMENDING ORDINANCE NOS. 2019-69, 2020-84, 2021-40, 2024-18, AND 2026-11, AND APPROVING A REPLACEMENT FOURTH AMENDMENT TO DEVELOPMENT AGREEMENT FOR PARKSIDE ON THE RIVER SUBDIVISION," REPEALING CONFLICTING ORDINANCES AND RESOLUTIONS; INCLUDING A SEVERABILITY CLAUSE; AND ESTABLISHING AN EFFECTIVE DATE.

RECITALS

WHEREAS, on October 8, 2019, by City Council Ordinance No. 2019- 69, the City Council approved the "Development Agreement for Parkside on the River Subdivision" dated to be effective on November 19, 2020, and recorded under Document No. 2019117441, Official Public Records of Williamson County, Texas (the "Original Development Agreement") pertaining to land referred to in the Original Development Agreement as the Remainder Tract and the 2243 Acre Tract.

WHEREAS, on December 8, 2020, by City Council Ordinance No. 2020- 84, the City Council approved the " First Amendment to and Partial Assignment of Development Agreement for Parkside on the River" dated effective December 8, 2020 and recorded under Document No. 2020162167, Official Public Records of Williamson County, Texas, (the "First Amendment") to, among other things, address changed circumstances relating to School Tract and the Fire Station Tract.

WHEREAS, on May 25, 2021, by City Council Ordinance No. 2021-40, the City Council approved the "Second Amendment to Development Agreement Parkside on the River Subdivision," dated effective May 25, 2021, and recorded under Document No. 2021082512 Official Public Records of Williamson County, Texas, to add the GP II Property (therein defined) and HM GPII, LP to the Development Agreement (the "Second Amendment").

WHEREAS, on April 9, 2024, by City Council Ordinance No. 2024-18, the City Council approved the "Third Amendment to Development Agreement Parkside on the River Subdivision, dated effective April 9, 2025, and recorded under Document No. 2024031828 Official Public Records of Williamson County, Texas, to add the so-called

"Leader ETJ Tract" (therein defined) to the Development Agreement (the "Third Amendment").

WHEREAS, on January 15, 2026, HM Parkside acquired a certain 40.2-acre tract of land (the "*Dufner Tract*") which land is more particularly described in the attached Replacement Fourth Amendment to Development Agreement Parkside on the River Subdivision, and City, HM Parkside, HMPK Development, HM GP II, HM 2243 and HM GPII Development (each as defined in the attached document) entered into a proposed Fourth Amendment to Development Agreement Parkside on the River Subdivision, dated as of February 10, 2026 (the "*Original Fourth Amendment*") and recorded under Document No. 2026013970 in the Official Public Records of Williamson County, Texas, to further amend the Original Development Agreement, as modified by the First Amendment, the Second Amendment, and the Third Amendment, to, among other things, add the Dufner Tract into the Development Agreement, the Property, and the Project, establish the land use plan and other development and roadway requirements pertaining to the Dufner Tract, increase the number of acres in the Commercial Development Areas of the Project, provide for the construction of the Dufner Tract Trail, and make other changes related thereto. The Original Fourth Amendment would become effective only if the conditions set out in Article III, Section D thereof (the "*Amendment Conditions*") were met by April 11, 2026. All Amendment Conditions did not occur by that date, so the ***Original Fourth Amendment, although executed and recorded, did not become effective and is not in force and effect***.

WHEREAS, as of the Effective Date of the Replacement Fourth Amendment, the City has disannexed the Dufner Tract from the City limits by Ordinance 2026-18 dated April 14, 2026, and all Amendment Conditions are satisfied except annexation of the Dufner Tract by POR MUD No 1. City, HM Parkside, HMPK Development, HM GPII, HM 2243 and HM GPII Development now wish to enter into a Replacement Fourth Amendment to entirely replace the Original Fourth Amendment and to allow the remaining Amendment Condition to be completed.

WHEREAS, the City Council of the City of Georgetown finds that it has the authority to approve the Replacement Fourth Amendment to Development Agreement for Parkside on the River pursuant to Section 212. 172 of the Texas Local Government Code.

NOW THEREFORE, BE IT ORDAINED BY THE CITY COUNCIL OF THE CITY OF GEORGETOWN, TEXAS THAT:

1. The meeting at which this Ordinance was approved was in all things conducted in compliance with the Texas Open Meetings Act, Texas Government Code, Chapter 551.

2. The City Council hereby finds that the foregoing recitals are true and correct, and the recitals are hereby incorporated into this Ordinance by reference for all purposes as set forth in full. The City Council hereby finds that this Ordinance compliance with the Vision Statement of the City of Georgetown 2030 Comprehensive Plan.

3. The Replacement Fourth Amendment to Development Agreement Parkside on the River Subdivision in substantially the form attached hereto as ***Attachment 1*** is approved by the City Council and incorporated into this Ordinance for all purposes by this reference.

4. If any provision of this Ordinance or application thereof to any person or circumstance shall be held invalid, such invalidity shall not affect the other provisions, or application thereof, of this Ordinance which can be given effect without the invalid provision or application, and to this end the provisions of this Ordinance are hereby declared to be severable.

5. The Mayor is authorized to sign this Ordinance and the Replacement Fourth Amendment to Development Agreement Parkside on the River Subdivision in substantially the form attached hereto as ***Attachment 1***, and the City Secretary is authorized to attest.

6. This Ordinance and the Replacement Fourth Amendment to Development Agreement Parkside on the River will become effective in accordance with the terms and conditions stated in the Replacement Fourth Amendment to Development Agreement Parkside on the River Subdivision, and the City Charter.

Attachment List:
Attachment 1 – Replacement Fourth Amendment to Development Agreement Parkside on the River Subdivision (including all exhibits and schedules)

PASSED AND APPROVED ON FIRST READING on the_____ day of _____, 2026.

PASSED AND APPROVED ON SECOND READING on the on the_____ day of _____, 2026.

CITY OF GEORGETOWN, TEXAS

By:_____
Printed Name:__Josh Schroeder_____
Title:_____Mayor_____

ATTEST:

By:_____
Robyn Densmore, City Secretary

APPROVED AS TO FORM:

By:_____
Skye Masson, City Attorney

STATE OF TEXAS	§	**REPLACEMENT**
	§	**FOURTH AMENDMENT TO**
COUNTY OF WILLIAMSON	§	**DEVELOPMENT AGREEMENT**
	§	**PARKSIDE ON THE RIVER**
CITY OF GEORGETOWN	§	**SUBDIVISION**

This REPLACEMENT FOURTH AMENDMENT TO DEVELOPMENT AGREEMENT ("*Replacement Fourth Amendment*") is entered into by and between the City of Georgetown, Texas, a Texas home-rule municipality located in Williamson County, Texas ("*City*"), HM Parkside, LP, a Texas limited partnership ("*HM Parkside*" or "*Primary Owner*"), HM Parkside Development, Inc., a Texas corporation affiliated with Primary Owner ("*HMPK Development*"), HM GPII, LP, a Texas limited partnership affiliated with Primary Owner ("*HM GPII*"), HM 2243 Development, Inc., a Texas corporation ("*HM 2243*"), and HM GPII Development, Inc., a Texas corporation ("*HM GPII Development*").

I. RECITALS:

A. City, HM Parkside (as Primary Owner), and HM CR 176-2243, LP, a Texas limited partnership affiliated with Primary Owner ("*HM-CR*"; also referred to as "*Affiliated LP*") entered into the Development Agreement Parkside on the River Subdivision (the "*Original Development Agreement*"), dated as of November 19, 2019, and recorded under Document No. 2019117041, Official Public Records of Williamson County, Texas with respect to the original Property (defined in the Original Development Agreement).

B. City, HM Parkside, HM-CR, and HMPK Development entered into a First Amendment to and Partial Assignment of Development Agreement Parkside on the River Subdivision (the "*First Amendment*") dated as of December 8, 2020, and recorded under Document No. 2020162167, Official Public Records of Williamson County, Texas. The First Amendment amends the Original Development Agreement and acknowledges the conveyance by HM Parkside to HMPK Development of certain land described in Assumption Special Warranty Deed recorded under Document No. 2020068300, Official Public Records of Williamson County, Texas, and referred to as the "*Initial HM Development Property*" herein and in the First Amendment and the assignment by HM Parkside to HMPK Development of HM Parkside's interest in the Development Agreement and the Second A&R Consent Agreement (defined in Recital L below) as they related to the Initial HM Development Property by Partial Assignment and Assumption

Agreements recorded in the Official Public Records of Williamson County, Texas as Document Nos. 2020141874 as to the Development Agreement and 2020073238 as to the Second A&R Consent Agreement.

C. City, HM Parkside, HM-CR, HMPK Development, and HM GPII entered into a Second Amendment to Development Agreement Parkside on the River Subdivision (the "*Second Amendment*") dated as of May 25, 2021, and recorded under Document No. 2021082512, Official Public Records of Williamson County, Texas, which added certain land described therein and referred to as the "*GP II Property*" to the Property covered by the Original Development Agreement, as modified by the First Amendment, and further modified the Original Development Agreement as set forth therein.

D. By Assignment and Assumption Agreement Development Agreement Parkside on the River Subdivision dated as of December 15, 2021 and recorded under Document No. 2021190022, Official Public Records of Williamson County, Texas, HM-CR assigned to HM 2243 all of its interest in and to the Original Development Agreement, First Amendment and Second Amendment in connection with the conveyance to HM 2243 of the 2243 South Tract, as defined and described in the Original Development Agreement (save and except certain land conveyed to Williamson County as right of way) and of the Leander ETJ Tract, as defined and described in the Original Development Agreement, so that references in the Original Development Agreement to "*Affiliated LP*" now mean and refer to HM 2243. HM-CR concurrently assigned all its interest in the Second A&R Consent Agreement to HM 2243 by Assignment and Assumption Agreement dated as of December 15, 2021 and recorded under Document No. 2021190025, Official Public Records of Williamson County, Texas.

E. By Partial Assignment and Assumption Agreement dated as of December 28, 2021 and recorded under Document No. 2021195623, Official Public Records of Williamson County, Texas, HM Parkside assigned its interest in and to the Original Development Agreement, First Amendment, and Second Amendment to HMPK Development as to certain land described therein and referred to as the "*2nd HM Development Property*" (so referred to herein). HM Parkside concurrently assigned to HMPK Development its interest in and to the Second A&R Consent Agreement as to the 2nd HM Development Property by Partial Assignment and Assumption Agreement recorded under Document No. 2021195619, Official Public Records of Williamson County, Texas.

F. By Partial Assignment and Assumption Agreement dated as of March 1, 2024 and recorded under Document No. 2024015946, Official Public Records of Williamson County, Texas, HM Parkside assigned its interest in and to the Original Development Agreement, First Amendment and Second Amendment to HMPK Development as to certain land described therein and referred to as the "*3rd HM Development Property*" (so referred to herein). HM Parkside concurrently assigned to HMPK Development its interest in and to the Second A&R Consent Agreement as to the 3rd HM Development Property by Partial Assignment and Assumption Agreement recorded under Document No. 2024015951, Official Public Records of Williamson County, Texas.

G. City, HM Parkside, HM 2243, HMPK Development, and HM GPII entered into a Third Amendment to Development Agreement Parkside on the River Subdivision (the "*Third Amendment*") dated as of April 10, 2024, and recorded under Document No. 2024031828, Official Public Records of Williamson County, Texas, which added the Leander ETJ Tract to the Original Development Agreement, as modified by the First Amendment and the Second Amendment.

H. On September 6, 2024, HM GPII conveyed to HM GP II Development 33.38 acres (the "*1st GPII Development Property*") out of the "47-Acre Tract" (as described and so referred to in the Second Amendment) via Special Warranty Deed recorded in the Official Public Records of Williamson County, Texas as Document No. 2024071340, and simultaneously assigned its interest in the Development Agreement and the Second A&R Consent Agreement as they relate to the 1st GPII Development Property to HM GPII Development by Partial Assignment and Assumption Agreements recorded in the Official Public Records of Williamson County, Texas as Document Nos. 2024071341 as to the Development Agreement and 2024071342 as to the Second A&R Consent Agreement.

I. On June 3, 2025, HM GPII conveyed to HM GP II Development 141.19 acres (the "*2nd GPII Development Property*") out of the "314 Acre Tract" (described and so referred to in the Second Amendment) via Special Warranty Deed recorded in the Official Public Records of Williamson County, Texas as Document No. 2025042999, and simultaneously assigned its interest in the Development Agreement and the Second A&R Consent Agreement as they relate to the 2nd GPII Development Property to HM GPII Development by Partial Assignment and Assumption Agreements recorded in the Official Public Records of Williamson County, Texas as Document Nos. 2025043001 as to the Development Agreement and 2025043000 as to the Second A&R Consent Agreement.

J. On January 15, 2026, HM Parkside acquired a certain 40.2-acre tract of land adjacent to the Remainder Property (the "*Dufner Tract*") which land is more particularly described below, and City, HM Parkside, HMPK Development, HM GP II, HM 2243 and HM GPII Development entered into a proposed Fourth Amendment to Development Agreement Parkside on the River Subdivision, dated as of February 10, 2026 (the "*Original Fourth Amendment*") and recorded under Document No. 2026013970 in the Official Public Records of Williamson County, Texas, to further amend the Original Development Agreement, as modified by the First Amendment, the Second Amendment, and the Third Amendment, to, among other things, add the Dufner Tract into the Development Agreement, the Property, and the Project, establish the land use plan and other development and roadway requirements pertaining to the Dufner Tract, increase the number of acres in the Commercial Development Areas of the Project, provide for the construction of the Dufner Tract Trail, and make other changes related thereto. The Original Fourth Amendment would become effective only if the conditions set out in Article II, Section D thereof (the "*Amendment Conditions*") were met by April 11, 2026. All Amendment Conditions did not occur by that date, so the ***Original Fourth Amendment, although executed and recorded, did not become effective and is not in force and effect***.

K. As of execution of this Replacement Fourth Amendment, the City has disannexed the Dufner Tract from the City limits by Ordinance No. 2026-18 dated April 14, 2026, and all Amendment Conditions are satisfied except annexation of the Dufner Tract by POR MUD No 1. City, HM Parkside, HMPK Development, HM GPII, HM 2243 and HM GPII Development now wish to enter into this Replacement Fourth Amendment to entirely replace the Original Fourth Amendment and to allow the remaining Amendment Condition to be completed.

L. City, HM Parkside, HMPK Development, HM GPII, HM 2243, HM GPII Development, Williamson County Municipal Utility District No. 25, a municipal utility district created under Chapters 49 and 54 of the Texas Water Code (the "*District*" or "*WCMUD No. 25*"), Parkside on the River Municipal Utility District No. 1 ("*POR MUD No. 1*"), Parkside on the River Municipal Utility District No. 2 ("*POR MUD No. 2*"), and Parkside on the River Municipal Utility District No. 3 ("*POR MUD No. 3*") are the current parties to that certain Second Amended and Restated Consent Agreement (the "*Second A&R Consent Agreement*"), dated as of October 17, 2019, and recorded under Document No. 2019117039, Official Public Records of Williamson County, Texas, as amended by First Amendment to Second Amended and Restated Consent Agreement, dated as of June 8, 2021, and re-recorded under Document No. 2021086193 ("*First Amendment to Second A&R*

Consent Agreement"), which added the GPII Property under Second A&R Consent Agreement and made other modifications, and as amended by Second Amendment to Second Amended and Restated Consent Agreement, dated as of April 10, 2024, and recorded under Document No. 2024031829, Official Public Records of Williamson County, Texas ("*Second Amendment to Second A&R Consent Agreement*"), which added the Leander ETJ Tract into the Property and consented to the annexation of the Leander ETJ Tract into the boundaries of WCMUD No. 25. By separate agreement, City, HM Parkside, HMPK Development, HM GPII, HM 2243, HM GPII Development, WCMUD No. 25, POR MUD No. 1, POR MUD No. 2, and POR MUD No. 3 are amending the Second A&R Consent Agreement, as amended by First Amendment to Second A&R Consent Agreement and by Second Amendment to Second A&R Consent Agreement, to allow the annexation of the Dufner Tract into POR MUD No. 1 (such agreement, the "*Replacement Third Amendment to Second A&R Consent Agreement*").

NOW, THEREFORE, for and in consideration of the promises and the mutual agreements set forth herein, the City, HM Parkside, HMPK Development, HM GPII, HM 2243 and HM GPII Development hereby agree as follows:

II. AMENDMENTS

A. **Definitions.**

1 **New Definitions**. The following terms are added to the Definitions in Section 2.01:

"*Condominium*" has the meaning defined in the UDC.

"*Curb Extension Improvements*" means the improvements for intersection and mid-block curb extensions to be constructed by Owner at no cost to the City in the eight (8) locations shown on ***Exhibit J-9***. The Curb Extension Improvements shown in ***Exhibit J-9*** are located on the Dufner Tract and on the segment of Barton Oak Trail to be built on the Original Property from the west boundary of the Dufner Tract to its intersection with Greenview Parkway. The specifications for the curb extensions are stated in ***Exhibit J-9***.

"Dufner MF Area" means the area within the Dufner Tract labeled as "RDA/MF-1" on ***Exhibit F*** attached to the Replacement Fourth Amendment, or as "=/- 4.88 AC Townhome/Condo (MF)" on ***Exhibit H-3*** attached to the Replacement Fourth Amendment.

"Dufner SF Areas" means the areas within the Dufner Tract labeled as RDA/SF" on ***Exhibit F*** attached to the Replacement Fourth Amendment.

"Dufner Tract" means that certain 40.2 acres of land in the Joseph Thompson Survey, Abstract No. 608, Williamson County, Texas, being the 17.60-acre tract and a 22.6-acre tract conveyed to HM Parkside by special warranty deed dated January 15, 2026 and recorded in Document No. 2026003622, Official Public Records of Williamson County, Texas; said 40.199 acres being more particularly described by metes and bounds and sketch on the attached **Schedule 8.**

"*Dufner Tract Entry Road*" means the roadway providing access from RM 2243 to the Dufner Tract to be designed and constructed by Owner at no cost to the City in accordance with the Governing Regulations and this Agreement, including ***Exhibits J-2 and J-10.***

"*Dufner Tract Trail*" means the 10′ wide hike and bike trail to be built within the Open Space in the general location shown on the Open Space Plan attached to the Replacement Fourth Amendment as ***Exhibit H-1***, commencing at a point on the Dufner Tract near the intersection of the proposed extension of Sherry Oak Way and the proposed "Future Road" (shown on ***Exhibit H-3***), and extending into the Open Space north of the Dufner Tract to connect with a proposed native trail to be constructed along the path of the Barton Tributary wastewater line. The Dufner Tract Trail will be concrete in part and native trail, in part, as shown on ***Exhibit H-3***. The Dufner Tract Trail will be constructed by Owner at no cost to the City as a part of the Project's Open Space trail network contemplated in Section 3.08(b).

"*Residential Collector*" means roads built by Owner within the Property to the specifications shown on ***Exhibit J-10***. Residential Collector Roads will have a 68′ ROW.

"*RM 2243/Dufner Tract Entry Road Intersection*" means the intersection of the proposed Dufner Tract Entry Road and RM 2243.

"*Roadway Exhibit*" means ***Exhibit J-1***, ***Exhibit J-9*** and ***Exhibit J-10*** attached to this Replacement Fourth Amendment, ***Exhibits J-2 through Exhibit J-6***

attached to the Original Development Agreement, and ***Exhibit J-7*** and ***Exhibit J-8*** attached to the Third Amendment.

"*Third Amendment to Second A&R Consent Agreement*" means the Replacement Third Amendment to Second A&R Consent Agreement in the form attached as **Schedule 9** to the Replacement Fourth Amendment.

"*Townhouse*" has the meaning defined in the UDC.

"*New Tree Preservation Requirements*" means the provisions of Sections 8.01 and 8.02 of the City of Georgetown Unified Development Code (as set out in Exhibits "A" and "B" of City of Georgetown Ordinance 2025-54, respectively) in effect on the date of City Council approval of this Replacement Fourth Amendment, together with the review and approval provisions of Section 8.05 of the City of Georgetown Unified Development Code (as set out in Exhibit "C" of City of Georgetown Ordinance 2025-54) in effect on the date of City Council approval of this Replacement Fourth Amendment.

2 **Amended Definitions**. The following terms defined in Section 2.01 are repealed and replaced with the following:

"*Agreement*" means the Original Development Agreement (defined in Recital A to this Replacement Fourth Amendment), as amended by the First Amendment (defined in Recital B to this Replacement Fourth Amendment), the Second Amendment (defined in Recital C to this Replacement Fourth Amendment), the Third Amendment (defined in Recital D to this Replacement Fourth Amendment), and this Replacement Fourth Amendment.

"*Amended Consent Agreement*" means the Second A&R Consent Agreement (defined in Recital L to this Replacement Fourth Amendment), as amended by the First Amendment to Second A&R Consent Agreement (defined in Recital L to this Replacement Fourth Amendment), the Second Amendment to Second A&R Consent Agreement (defined in Recital L to this Replacement Fourth Amendment), and the Third Amendment to Second A&R Consent Agreement, dated on approximately even date herewith.

"*Land Use Plan*" means the land use plan attached to the Replacement Fourth Amendment as ***Exhibit F*.**

"*Open Space*" means all Parkland, the River Trail Parking Lot, HOA Parks (including the portions of the HOA Parks used for Amenity Centers) and land designated as "OS" or "Open Space" on the Open Space Plan and the Land Use Plan. The aggregate Open Space must contain at least 323 acres located on the Property.

"*Open Space Plan*" means the plan attached to the Replacement Fourth Amendment as ***Exhibit H-1***.

"*Owner*" means HM Parkside (also referred to as "Primary Owner") as to all the Remainder Property except the Initial HM Development Property, the 2nd HM Development Property and the 3rd HM Development Property; HMPK Development as to the Initial HM Development Property, the 2nd HM Development Property and the 3rd HM Development Property; HM 2243 (also referred to as "Affiliated LP" notwithstanding that HM 2243 is not a limited partnership) as to the 2243 South Tract and the Leander ETJ Tract; HM GPII as to all the GPII Property except the 1st GPII Development Property and the 2nd GPII Development Property; HM GPII Development as to the 1st GPII Development Property and the 2nd GPII Development Property; and Primary Owner as to the Dufner Tract, and their respective permitted assigns under this Agreement, but does not include a Lender unless the Lender forecloses and elects to become a party to this Agreement as permitted by **Section 11.11(h)** and does not include an End Buyer. The terms Initial HM Development Property, 2nd HM Development Property, 3rd HM Development Property, 1st GPII Development Property and 2nd GPII Development Property have the meanings set out in the Recitals to the Replacement Fourth Amendment.

"*POR MUD No. 1*" means Parkside on the River Municipal Utility District No. 1, consisting of approximately 272.512 acres of land, as described and shown on **Schedule 6** attached to the Third Amendment, as more fully described in that certain "Order Granting the Petition for Creation of Parkside on the River Municipal Utility District No. 1" issued by the TCEQ on July 16, 2020; if approved by the POR MUD No. 1 Board of Directors, POR MUD No. 1 also will include the Dufner Tract as described and shown on **Schedule 8**.

"*Property*" means, collectively, the Remainder Property, the 2243 South Tract, the GPII Property, the Leander ETJ Tract, and the Dufner Tract. The area map of the Property is attached to this Replacement Fourth Amendment as ***Exhibit C***.

B. **Amendment to Section 3.01 and Exhibit F**. Section 3.01 and Exhibit F, pertaining to the Land Use Plan, are hereby repealed and replaced with the following:

"Section 3.01. Land Use Plan. The City hereby approves the Land Use Plan in the form attached as ***Exhibit F*** to this Replacement Fourth Amendment. Owner shall Develop the Project on the Property in conformance with the Land Use Plan and the Governing Regulations."

C. **Amendment to Add New Section 3.06(j).** Section 3.06(j), pertaining to the Dufner Tract Entry Road and the RM 2243/Dufner Tract Entry Road Intersection, is hereby added as follows:

"**Section 3.06. Roadways . . .**

. . .

(j). Dufner Tract Entry Road and RM 2243/Dufner Tract Entry Road Intersection. Owner agrees to design and build or cause to be designed and built, at no cost to the City, the Dufner Tract Entry Road as a Residential Collector 68' ROW roadway as shown on ***Exhibit J-10***from FM 2243 to proposed Barton Oak Trail, and as a Residential Local 50' ROW roadway as shown on ***Exhibit J-2*** from proposed Barton Oak Trail to proposed Sherry Oak Way. Owner agrees that it shall design and build, or cause to be designed and built, at no cost to the City, intersection and roadway improvements at the RM 2243/ Dufner Tract Entry Road Intersection. The RM 2243/Dufner Tract Entry Road Intersection will be a right-in/right-out only intersection, with a maximum 12 foot wide deceleration lane parallelling and along the northern side of the existing RM 2243 right of way for a distance of 550 feet (as measured from the center of the RM 2243/Dufner Tract Entry Road Intersection) enabling a safe right turn from RM 2243 into the Dufner Tract.."

D. **Amendment to Add New Section 3.06(k).** Section 3.06(k), pertaining to Traffic Calming Improvements on the Dufner Tract, is hereby added as follows:

"**(k)**. **Curb Extension Improvements**. Owner shall design and build, or cause to be designed and built, the Curb Extension Improvements in the eight (8) areas shown on ***Exhibit J-9*** in conformance with the Governing Regulations and the specifications on ***Exhibit J-9***."

E. **Amendment to Add New Section 3.06(l).** New Section 3.06(l), pertaining to payment of a transportation fee, is hereby added as follows:

"(l). Transportation Fee. Owner agrees that it shall pay a supplemental transportation fee of $1,500 per each single-family Dwelling Unit located within the Dufner Tract only (no fee is payable for lots or units developed under Multifamily Development Standards and no fee is payable for Dwelling Units located on any other portion of the Property). Each supplemental transportation fee will be paid to the City at the time of building permit application or certificate of occupancy (as applicable) for such a single-family Dwelling Unit as consideration for the City's agreement to not require Owner to construct traffic signalization improvements at the RM 2243/Dufner Tract Entry Road Intersection under this Agreement."

F. **Amendment to Section 3.08.** Subsection 3.08 is hereby repealed and replaced with the following:

"Section 3.08 Trails, River Trail Parking Lot.

(a) Requirement to Construct and Install. Owner will Complete the River Trail, the Connecting Trail, and the River Trail Parking Lot on or before the Bridge Completion Deadline. Owner will Complete the GPII River Trail on or before the GPII River Trail Completion Deadline. Each of the GPII River Trail and the River Trail must meet the specifications set forth in ***Exhibit H-2***. Owner will install within the Parkland and in the River Trail Parking Lot waste or trash receptacles meeting City specifications in locations determined by the City's Director of Parks and Recreation, or her designee. The Connecting Trail must be ADA accessible (as modified by FSORAG). The City may accelerate the GPII River Trail Completion Deadline if, and only if, (a) the Bridge Completion Deadline has occurred and (b) the City (or another third party) Completes to the northwesternmost boundary of the GPII Parkland a trail substantially meeting the specifications set out in ***Exhibit H-2*** which provides continuous connectivity from the

northwesternmost boundary of the GPII Parkland westward to Garey Park. If both such conditions are met, the City may (but is not obligated to) notify Owner in writing that the GPII River Trail Completion Deadline is accelerated, and upon Owner's receipt of such a notice, the GPII River Trail Completion Deadline will be 18 months from the date of the City's written notice of acceleration. Owner will complete the Dufner Tract Trail on or before the date that it Completes construction of that portion of "Future Road" on the Dufner Tract extending from its intersection with Sherry Oak Way northerly to a cul-de-sac, as shown on ***Exhibit H-3***.

(b) Trail Network. The Project will include trails within the Open Space in addition to the River Trail, the Connecting Trail, and the GPII River Trail. All trails within the Open Space are exempt from the requirements of Section 12.02 of the UDC. The trail network, which will include the Dufner Tract Trail, will provide access to the Parkland from the neighborhoods in the Residential Development Areas adjacent to the Parkland.

(c) Maintenance. Within 60 days after Completion of the River Trail, the Connecting Trail, and the River Trail Parking Lot, Owner (i) will transfer ownership of the River Trail and Connecting Trail improvements to the City or the City's designee for maintenance, and (ii) will transfer ownership of the River Trail Parking Lot to an HOA and such HOA thereafter will maintain the River Trail Parking Lot. Within 60 days after Completion of the GPII River Trail, Owner will transfer ownership of the GPII River Trail improvements to the City or the City's designee for maintenance. Owner shall maintain the River Trail, the Connecting Trail, the River Trail Parking Lot and the GPII River Trail, until transferred to the City or an HOA, as applicable. All transfers of improvements under this **Section 3.08(c)** will include transfers of warranties, bonds, and guarantees associated with the transferred improvements, and the form of transfer or assignment and assumption agreement shall be subject to approval by the City, which shall not be unreasonably withheld. Owner shall maintain all other trails within the trail network until ownership of such trails is transferred to an HOA, and after ownership is so transferred the applicable HOA will maintain such trails.

(d) Joint Use Agreement. The City, HOA and Owner will enter into a joint use agreement granting the City nonexclusive rights to use the River Trail

Parking Lot in support of the Parkland, River Trail, and Connecting Trail in common with Owner and the End Buyers within the Project. "

G. **Amendment to Section 4.01(d).** Subsection 4.01(d), pertaining to Multi Family Development Standards, is hereby repealed and replaced with the following:

"4.01 Residential Development Areas.

(d) Multifamily Development Restrictions and Standards.

(1) Master Metering Prohibited. Each Townhouse dwelling unit and each Condominium dwelling unit within the Dufner Tract must be connected to an individual water meter; no master-meters or meters serving more than one Townhouse or one Condominium dwelling unit are permitted.

(2) Special Provisions Related to Multifamily Development on the Dufner Tract. The Dufner MF Area will be contained within a single final plat, which will not be accepted or approved by the City unless and until vehicular access improvements complying with the requirements of the UDC and the City Fire Code and providing vehicular access to the Dufner MF Area are Completed. If private driveways are utilized for such access, the private driveways (i) must meet the design and construction specifications of the UDC and City Fire Code pertaining to number of connections and design and construction requirements, (ii) must be included within the final plat of the Dufner MF Area, and (iii) must be owned, operated and maintained by the owner of the Dufner MF Area (or if applicable, a condominium association or property owner's association for the Dufner MF Area).

(3) Other Development Standards. The Multifamily Development Standards in ***Exhibit M-1***, as modified by Section 4.01(d)(1) and (2), apply to Multifamily Development in the Residential Development Areas."

H. **Amendment to Section 4.01(e**). Section 4.01(e), pertaining to tree preservation in Residential Development Areas, is hereby repealed and replaced with the following**:**

"(e) Tree Preservation Standards.

(1) Complete Applications. For all applications that affect the development and use of the Property that were determined by the City's Planning Director (or authorized designee) to be complete before the effective date of this Replacement Fourth Amendment, the Tree Preservation Standards in ***Exhibit L*** attached to the Second Amendment and applicable to Residential Development Areas apply.

(2) Incomplete Applications. For all applications that affect the development and use of the Property that were filed but were not determined to be complete by the City's Planning Director (or authorized designee) before the effective date of this Replacement Fourth Amendment, the Tree Preservation Standards in ***Exhibit L*** attached to the Second Amendment and applicable to Residential Development Areas apply; provided however that Owner shall have the right to withdraw such an incomplete application and submit a new application (together with the application fee) conforming to the New Tree Preservation Requirements as to such application.

(3) New Applications. For all applications that affect the development and use of the Property that are filed with the City after the effective date of this Replacement Fourth Amendment, the New Tree Preservation Requirements shall apply."

I. **Amendment to Add New Section 4.01(h).** Subsection 4.01(h), pertaining to "Landscaping," is hereby added as follows:

"(h) Water Conservation Landscaping. Within the Dufner Tract only, installation of St. Augustine grass is prohibited, and Owner shall not install, or allow the installation of, St. Augustine grass on any portion of the Dufner Tract. Within the Dufner Tract only, installation of sod within a Lot side setback area ten feet (10') or less in width is prohibited, and Owner shall not install, or allow the installation of, sod within Lot side setback areas that are ten feet (10') or less in width."

J. **Amendment to Section 4.02.** The first sentence of Section 4.02, pertaining to "Commercial Development Areas," is hereby repealed and replaced with the following:

"4.02 **Commercial Development Areas**. Development of Commercial Development Areas shall meet the lot and dimensional standards contained in Section 7.03 of the UDC pertaining to areas

zoned "C-3," the building and site design standards contained in Section 7.04 and Section 7.05 of the UDC pertaining to areas zoned "C-3", and the Non-Residential Standards of Chapter 8 of the UDC, as if the Project was in the City limits except as follows: ..."

K. **Amendment to Add New Section 4.02(h).** Subsection 4.02(h), pertaining to "Landscaping," is hereby added as follows:

"(h) Water Conservation Landscaping. Within the Dufner Tract only, installation of St. Augustine grass is prohibited, and Owner shall not install, or allow the installation of, St. Augustine grass on any portion of the Dufner Tract. Within the Dufner Tract only, installation of sod within a Lot side setback area ten feet (10') or less in width is prohibited, and Owner shall not install, or allow the installation of, sod within Lot side setback areas that are ten feet (10') or less in width."

L. **Amendment to Section 4.03(b)**. Section 4.03(b), pertaining to Stormwater Runoff, is hereby repealed and replaced with the following:

"Section 4.03. Stormwater Runoff

. . . .

(b) 2243 South Tract, GPII Property, Leander ETJ Tract, and Dufner Tract. A drainage report must be submitted with each preliminary plat application that includes land in the 2243 South Tract, the GP II Property, the Leander ETJ Tract, and/or the Dufner Tract prepared in conformance with Chapter 11.04 of the UDC."

M. **Amendment to Add New Section 4.04(c)**. Section 4.04(c), pertaining to Dufner Tract/Parkland Fee in Lieu, is hereby added:

"Section 4.04 Parkland

. . .

(c) Dufner Tract/Parkland Fee In Lieu. No dedication of parkland is required within the Dufner Tract; however, Owner shall construct the Dufner Tract Trail when and as required by the Replacement Fourth Amendment and shall pay a fee-in-lieu of dedicating parkland as follows:

i. "Dufner MF Area – The parkland dedication fee-in-lieu is waived. Fifty percent (50%) of the parkland development fee-in-lieu in effect at the time of site plan approval multiplied by the number of dwelling units shown on the site plan will be paid in full before and as a condition of site plan approval, it

being agreed that the entire Dufner MF Area will be included on one site plan; and

ii. "Dufner SF Area – The parkland dedication fee-in-lieu is waived. Fifty percent (50%) of the parkland development fee-in-lieu in effect at the time of final plat approval multiplied by the number of Lots shown on each final plat for the Dufner SF Area will be paid in full before and as a condition of each final plat approval."

N. **Amendment to Section 5.01**. Section 5.01, pertaining to Construction of On-Site Facilities, is hereby repealed and replaced with the following:

"**Section 5.01 Construction of On-Site Facilities.**
(a) General. Owner shall design and build all On-Site Facilities necessary to serve the Property within Utility Easements or ROW in accordance with the Governing Regulations. The City may use the On-Site Facilities as part of the City's overall water and wastewater systems, but the City agrees such use will not impair the City's ability to serve the Property in conformance with the terms and conditions of this Agreement.

(b) Three Gate Valves Required. Owner shall install two (2) new sixteen-inch (16") gate valves on the City's existing sixteen-inch (16") water line on the north side of FM 2243 (RM 2243), and one (1) new gate valve on a new water line to be constructed by Owner extending from said existing sixteen-inch (16") water line into the Dufner Tract. In addition, any water lines designed for or capable of reaching 100 PSI must have a dual-station, main line pressure reducing valve."

O. **Amendment to Section 9.01(a).** Section 9.01(a), pertaining to Impact Fees, is hereby repealed and replaced with the following:

"Section 9.01 Impact Fees; Allocation of Capacity

(a) Impact Fees. In consideration of the Former Owner's construction of the SSGI and Primary Owner's payment of the Off-site Capacity Payment, the Impact Fees payable by Owners and End Buyers within all of the Property ***except the GPII Property, the Leander ETJ Tract, and the Dufner Tract*** are (i) for water, the Water Impact Fee of $3,324.00 per SUE, and (ii) for wastewater, the Wastewater Impact Fee of $2,683.00 per SUE. The

water impact fee per SUE and the wastewater impact fee per SUE will be assessed by the City and must be paid at the time of final plat approval as to each plat within the GPII Property, the Leander ETJ Tract, and the Dufner Tract, and the amount of such fees will be the amounts in effect per City Code of Ordinances Chapter 13.32, as said impact fees may be amended from time to time in accordance with the requirements of Chapter 395 of the Texas Local Government Code in the City Council's sole discretion. As portions of the GPII Property and the Remainder Tract are contiguous, if a final subdivision plat approved by applicable Governmental Authorities includes land out of both the GPII Property and the Remainder Tract, (a) Owner will identify as to each single family lot within such plat (i) whether the lot lies wholly the GPII Property, wholly the Remainder Tract, or partly within the GPII Property and partly within the Remainder Tract, and (ii) as to any lot that lies partly within the GPII Property and partly within the Remainder Tract (a "*Mixed Lot*"), the percentage of the area of the Mixed Lot consisting of GPII Property and the percentage of area of the Mixed Lot consisting of the Remainder Tract, (b) the impact fees assessed against each single family lot that lies wholly within the GPII Property will be the impact fees assessed against the GPII Property, (c) the impact fees assessed against each single family lot that lies wholly within the Remainder Tract will be the impact fees assessed against the Remainder Tract, and (d) the impact fees assessed against each Mixed Lot will be the impact fees assessed against the portion of the Property that is more than 50% of the area of such Mixed Lot (*e.g.*, if the Remainder Tract constitutes more than 50% of a Mixed Lot, that Mixed Lot will be assessed the same impact fees as are assessed within the Remainder Tract). For clarity, the addition of the GP II Property, the Leander ETJ Tract, and the Dufner Tract into the "Property" does not increase Owner's maximum available capacity interest of water or wastewater SUEs under Section 6.01(c) and Section 6.02(b) of the Original Development Agreement, which remain at a maximum of 4,600 SUEs. Owner agrees that this agreement to allow the City to assess and collect Water Impact Fees, Wastewater Impact Fees, and impact fees calculated pursuant to Chapter 13.32 of the City Code of Ordinances (as applicable, per the terms of the Replacement Fourth Amendment) within the Property is authorized and enforceable under Section 395.018 of the Texas Local Government Code, and consent to the applicability of said Section 395.018."

III. Miscellaneous.

A. Effect of Recitals. The Parties agree that the Recitals in this Replacement Fourth Amendment are true and correct.

B. Defined Terms. Unless amended by this Replacement Fourth Amendment, capitalized terms used in this Replacement Fourth Amendment that are not otherwise defined shall have the meanings set forth in the Original Development Agreement, First Amendment, Second Amendment, or Third Amendment, as applicable.

C. Counterparts. This Replacement Fourth Amendment may be executed in multiple counterparts, each of which shall be deemed an original instrument, and all of which, taken together, shall constitute one and the same instrument. The signature of any party hereto to any counterpart hereof shall be deemed a signature to, and may be appended to, any other counterpart hereof.

D. Effective Date: This Replacement Fourth Amendment will become effective if the Dufner Tract is annexed into the boundaries of POR MUD No. 1 before the date that is sixty (60) days after the City Council has approved this Replacement Fourth Amendment. If the foregoing condition is not met before the date that is sixty (60) days after the City Council approves this Replacement Fourth Amendment, this Replacement Fourth Amendment will automatically terminate and be null and void and have no force or effect.

E. Recording. This Replacement Fourth Amendment will be recorded in the Official Records of Williamson County, Texas by Primary Owner at Primary Owner's expense.

F. Exhibit List. The following Exhibits are made part of this Agreement by this reference.

Exhibit A -	Description of Remainder Property	Original Agreement
Exhibit B -	Description of 2243 South Tract	Original Agreement
Exhibit C -	Area Map	Replacement Fourth Amendment
Exhibit D -	Form of Second Amended and Restated Consent Agreement	Original Agreement

Exhibit E-1 -	Approved Form (for Water Transmission Line Easement)	Original Agreement
Exhibit E-2 -	Approved Form (for Utility Easements)	Original Agreement
Exhibit E-3 -	Approved Form (for Access Easements)	Original Agreement
Exhibit E-4 -	Approved Form (for License Agreement)	Original Agreement
Exhibit F	Land Use Plan	Replacement Fourth Amendment
Exhibit G-1 -	Multifamily Permitted Uses	Original Agreement
Exhibit G-2 -	Commercial, Civic and Temporary Permitted Uses	Original Agreement
Exhibit H-1 -	Open Space, Parkland, and Trails Plan	Replacement Fourth Amendment
Exhibit H-2 -	River Trail Specifications	Original Agreement
Exhibit H-3 -	Dufner Tract Trail Specifications	Replacement Fourth Amendment
Exhibit I-1 -	Permitted Exceptions	Second Amendment
Exhibit I-2 -	Use Exceptions (Fire Station)	Original Agreement
Exhibit J-1 -	Roadway and Connectivity Plan	Replacement Fourth Amendment
Exhibit J-2 -	Residential Local 50′ Roadway	Original Agreement
Exhibit J-3 -	Residential Local 60′ Roadway	Original Agreement
Exhibit J-4 -	Parkway B – Without Median	Original Agreement
Exhibit J-5 -	Parkway B – With Median	Original Agreement
Exhibit J-6 -	Parkside Parkway	Original Agreement
Exhibit J-7 -	Phasing Plan	Replacement Fourth Amendment
Exhibit J-8 -	Cypress Paul Street on Leander ETJ Tract	Third Amendment
Exhibit J-9 -	Dufner Tract Traffic Calming Extension Locations and Specifications and Private Drive	Replacement Fourth Amendment
Exhibit J-10 -	Residential Collector Roadway	Replacement Fourth Amendment
Exhibit K-1 -	Entry Features	Original Agreement
Exhibit K-2 -	Marketing and Directional Signs	Second Amendment
Exhibit L -	Tree Preservation Standards	Second Amendment
Exhibit M-1 -	Residential Development Area Standards (SF and MF)	Original Agreement

Exhibit M-2 -	Residential Architectural Standards for SF	Original Agreement
Exhibit M-3 -	Commercial Development Area Standards	Original Agreement
Exhibit N -	Draw Procedure	Original Agreement
Exhibit O-1 -	Form of Traffic Fiscal Security	Original Agreement
Exhibit O-2 -	Form of Bridge Fiscal Security	Original Agreement
Schedule 1	GPII Property - 314 Acre Tract	Second Amendment
Schedule 2	GPII Property - 47 Acre Tract	Second Amendment
Schedule 3	First Amendment to Second Amended and Restated Consent Agreement	Second Amendment
Schedule 4	TCS Easement	Second Amendment
Schedule 5	Description of Leander ETJ Tract	Third Amendment
Schedule 6	Ultimate MUD Boundary Location Map	Replacement Fourth Amendment
Schedule 7	Second Amendment to Second Amended and Restated Consent Agreement	Third Amendment
Schedule 8	Description of Dufner Tract	Replacement Fourth Amendment
Schedule 9	Third Amendment to Second Amended and Restated Consent Agreement	Replacement Fourth Amendment

[Signature Pages to Follow]

CITY OF GEORGETOWN, TEXAS

By:_____
Printed Name: Josh Schroeder
Title: Mayor

ATTEST:

By:_____
Robyn Densmore, City Secretary

APPROVED AS TO FORM:

By:_____
Skye Masson, City Attorney

STATE OF TEXAS §
§
COUNTY OF WILLIAMSON §

This instrument was acknowledged before me on the_____ day of _____ 2026, by Josh Schroeder, Mayor of the City of Georgetown, Texas, a home-rule city, on behalf of the City.

(seal)

_____
Notary Public State of Texas

HM PARKSIDE, LP, a Texas limited partnership

By: Hanna/Magee GP #1, Inc., a Texas corporation, its General Partner

By: _____
Blake J. Magee, President

STATE OF TEXAS §
§
COUNTY OF TRAVIS §

This instrument was acknowledged before me on the _____ day of _____, 2026, by Blake J. Magee, President of Hanna/Magee GP #1, Inc., a Texas corporation, General Partner of HM PARKSIDE, LP, a Texas limited partnership, on behalf of said corporation and partnership.

(seal)

_____
Notary Public State of Texas

HM PARKSIDE DEVELOPMENT, INC., a Texas corporation

By: _____
Blake J. Magee, President

STATE OF TEXAS §
§
COUNTY OF TRAVIS §

This instrument was acknowledged before me on the _____ day of _____, 2026, by Blake J. Magee, President of HM PARKSIDE DEVELOPMENT, INC., a Texas corporation, on behalf of said corporation.

(seal)

_____
Notary Public State of Texas

HM GPII, LP, a Texas limited partnership

By: Hanna/Magee GP #1, Inc., a Texas corporation, its General Partner

By: _____
Blake J. Magee, President

STATE OF TEXAS §
§
COUNTY OF TRAVIS §

This instrument was acknowledged before me on the _____ day of _____, 2026, by Blake J. Magee, President of Hanna/Magee GP #1, Inc., a Texas corporation, General Partner of HM GPII, LP, a Texas limited partnership, on behalf of said corporation and partnership.

(seal)

_____
Notary Public State of Texas

HM 2243 DEVELOPMENT INC., a Texas corporation

By: _____
Blake J. Magee, President

STATE OF TEXAS §
§
COUNTY OF TRAVIS §

This instrument was acknowledged before me on the _____ day of _____, 2026, by Blake J. Magee, President of HM 2243 DEVELOPMENT, INC., a Texas corporation, on behalf of said corporation.

(seal)

_____
Notary Public State of Texas

HM GPII DEVELOPMENT, INC., a Texas corporation

By: _____
Blake J. Magee, President

STATE OF TEXAS §
§
COUNTY OF TRAVIS §

This instrument was acknowledged before me on the _____ day of _____, 2026, by Blake J. Magee, President of HM GPII DEVELOPMENT, INC., a Texas corporation, on behalf of said corporation.

(seal)

_____
Notary Public State of Texas

Action Requested

AN ORDINANCE OF THE CITY COUNCIL OF THE CITY OF GEORGETOWN, TEXAS AMENDING ORDINANCE NOS. 2019-69, 2020-84, 2021-40, 2024-18, AND 2026-11, AND APPROVING A "REPLACEMENT FOURTH AMENDMENT TO DEVELOPMENT AGREEMENT FOR PARKSIDE ON THE RIVER SUBDIVISION", REPEALING CONFLICTING ORDINANCES AND RESOLUTIONS; INCLUDING A SEVERABILITY CLAUSE; AND ESTABLISHING AN EFFECTIVE DATE.

City of Georgetown, Texas
City Council
May 26, 2026

SUBJECT:
First Reading - Repeal Local TABC Permit Fees

SUGGESTED ACTION:
First Reading of an Ordinance to repeal local fees for alcoholic beverage permits in compliance with state law -- Leigh Wallace, Chief Financial Officer and Board of Health Representative for Williamson County and Cities Health District

ITEM SUMMARY:
During the 89th State Legislative Session (2025), the state adopted Senate Bill 1008, which requires that a business cannot be charged more than one local permit fee for both food and alcohol. The City of Georgetown is a member of the Williamson County and Cities Health District. The District is the central local authority over food and beverage permits and regulations. Therefore, the City stopped collecting its own separate alcohol permit fee in FY2026. This ordinance codifies the change for the City.

FINANCIAL IMPACT:
This revenue averaged $4,000 annually in the General Fund.

SUBMITTED BY:
Shawn Gunnin, Finance/Purchasing

ATTACHMENTS:
Presentation TABC Fees.pdf
TABC Ordinance_Ch 6.40 Amendment (003).pdf

Repeal TABC Fee

May 26, 2026

GEORGETOWN
TEXAS

Item Summary

- City charged half of state fee, based on alcohol permit type
  - Approx. $4,000 in General Fund revenue per year
- SB1008 passed during 89th (2025) legislative session
  - A business cannot be charged more than one local permit fee for food and alcohol
- Georgetown is a member of the Williamson County and Cities Health District – the District is the central local authority on food and beverage permits and the fees are integral to cost recovery for the environmental health program
- City stopped collecting its fee in FY2026
- This ordinance amends the code to reflect the change

AN ORDINANCE OF THE CITY COUNCIL OF THE CITY OF GEORGETOWN, TEXAS, AMENDING CHAPTER 6.40, ALCOHOLIC BEVERAGES, OF THE CODE OF ORDINANCES TO DELETE SECTION 6.40.020 WHICH ESTABLISHED LOCAL FEES FOR ALCOHOLIC BEVERAGE PERMITS, TO COMPLY WITH STATE LAW; REPEALING CONFLICTING ORDINANCES AND RESOLUTIONS; INCLUDING A SEVERABILITY CLAUSE; AND ESTABLISHING AN EFFECTIVE DATE.

-- Leigh Wallace, Chief Financial Officer

ORDINANCE NO. _____

AN ORDINANCE OF THE CITY COUNCIL OF THE CITY OF GEORGETOWN, TEXAS, AMENDING CHAPTER 6.40, ALCOHOLIC BEVERAGES, OF THE CODE OF ORDINANCES TO DELETE SECTION 6.40.020 WHICH ESTABLISHED LOCAL FEES FOR ALCOHOLIC BEVERAGE PERMITS, TO COMPLY WITH STATE LAW; REPEALING CONFLICTING ORDINANCES AND RESOLUTIONS; INCLUDING A SEVERABILITY CLAUSE; AND ESTABLISHING AN EFFECTIVE DATE.

WHEREAS, the City Charter grants the City Council of the City of Georgetown, Texas, the authority to adopt, amend, and repeal ordinances; and

WHEREAS, the Texas Legislature, during its 89th Regular Session, adopted Senate Bill 1008, which amends the Texas Health & Safety Code to limit municipal authority to impose certain fees or charges related to alcoholic beverage permits and licenses; and

WHEREAS, Section 6.40.020 of the City of Georgetown's Code of Ordinances establishes local fees related to alcoholic beverage permits or activities that, in some cases, are no longer authorized under state law; and

WHEREAS, the City Council finds it to be in the best interest of the public to repeal such provisions to ensure compliance with state law as set out herein.

NOW THEREFORE, BE IT ORDAINED BY THE CITY COUNCIL OF THE CITY OF GEORGETOWN, TEXAS, THAT:

Section 1. The meeting at which this ordinance was approved was conducted in compliance with the Texas Open Meetings Act, Texas Government Code, Chapter 551.

Section 2. The facts and recitations contained in the preamble of this ordinance are hereby found and declared to be true and correct and are incorporated by reference herein and expressly made a part hereof, as if copied verbatim.

Section 3. Chapter 6.40 of the Code of Ordinances of the City of Georgetown, Texas, is hereby amended by deleting Section 6.40.020 in its entirety, which established local fees related to alcoholic beverage regulation.

Section 4. All ordinances or resolutions that conflict with the provisions of this ordinance are hereby repealed, and all other ordinances or resolutions of the City not in conflict with the provisions of this ordinance shall remain in full force and effect.

Section 5. If any provision of this ordinance, or application thereof, to any person or circumstance, shall be held invalid, such invalidity shall not affect the other provisions, or application thereof, of this ordinance, which can be given effect without the invalid provision or application, and to this end the provisions of this ordinance are hereby declared to be severable.

Section 6. The Mayor is hereby authorized to sign this ordinance and the City Secretary to attest. This Ordinance shall become effective and be in full force and effect upon passing and approval of the second reading of this ordinance in accordance with the provisions of the City Charter of the City of Georgetown.

PASSED AND APPROVED on First Reading on the _____of _____, 2026.

PASSED AND APPROVED on Second Reading on the _____ of _____, 2026.

CITY OF GEORGETOWN, TEXAS

_____
Josh Schroeder, Mayor

ATTEST:

_____
Robyn Densmore, City Secretary

APPROVED AS TO FORM:

_____
Skye Masson, City Attorney

City of Georgetown, Texas
City Council
May 26, 2026

SUBJECT:
Resolution - Line Extension Policy Update

SUGGESTED ACTION:
Consideration and possible action to approve a Resolution amending the electric line extension and electric metering policy -- Daniel Bethapudi, General Manager Electric Utility

ITEM SUMMARY:
Georgetown Electric's Line Extension and Electric Metering Policy, originally adopted in March 2020, is reviewed and updated at least annually to ensure cost recovery for customer-driven electric infrastructure additions. Without this policy, these costs would otherwise be absorbed through retail electric rates. For FY2026, Staff recommends amending the City's Electric Line Extension Policy to ensure that costs associated with large service requests are fully recovered and fairly allocated. The proposed updates include adjusting the line extension application fee to capture all third-party engineering, outside legal counsel and project management support, and in-house staff expenses incurred during project review and design. Updates also include adjusting the Plant Investment Fees (PIF) to capture additional plant investment costs not previously accounted for. The policy revisions also establish a PIF by service type, clarifies PIF exemptions and treatment for inactive line extension applications, adds details for redundant feed requirements, and establishes a standard on how new policies will affect existing cost estimates. These updates provide transparency, ensure cost equity among customers, and protect the City's electric utility from unreimbursed development-related costs.

FINANCIAL IMPACT:
The line extension application fees are proposed to be updated for FY 2026 to ensure that the costs of engineering review, legal services, and project management are fully recovered. The adjustments align fees with the actual cost of providing service evaluations and ensure cost equity among customer classes.

SUBMITTED BY:
Rene Bywater-Barajas, Electric Department

ATTACHMENTS:
Resolution - May 2026 Electric Line Extension and Electric Meter Connect Policy.pdf
Electric Line Extension and Electric Meter Connect Policy.pdf
Presentation - Electric Line Extension Policy Update FY2026 - May 2026.pdf

RESOLUTION NO. _____

A RESOLUTION OF THE CITY COUNCIL OF THE CITY OF GEORGETOWN, TEXAS, AMENDING THE ELECTRIC LINE EXTENSION AND ELECTRIC METERING POLICY; REPEALING CONFLICTING RESOLUTIONS; INCLUDING A SEVERABILITY CLAUSE; AND ESTABLISHING AN EFFECTIVE DATE.

WHEREAS, the City's policy is to collect 100% of the electric infrastructure costs as a result of requests for new service and service upgrades; and

WHEREAS, the City previously approved an Electric Line Extension and Electric Metering Policy ("Policy") ensuring the City's costs for said extensions are collected and enhance the City's ability to provide economic and reliable service to its customers on March 24, 2020, through Resolution No. 041420-AA; and

WHEREAS, the City amended the Policy on July 27, 2021 through Resolution No.072721-1, on February 22, 2022 through Resolution No. 022222-AI, and on January 24, 2023, through Resolution No. 012423-6.F; on September 12, 2023 through Resolution No. 091223-5.Q; February 27, 2024 through Resolution No. 022724-5.F; on June 10, 2025 through Resolution No. 061025-5.V; and on October 28, 2025 through Resolution No. 102825-5.E; and

WHEREAS, certain new requirements and fees are needed to ensure system safety, reliability, and full recovery of all costs incurred by the Utility and its substation service provider to provide the distribution and substation infrastructure necessary to serve customers, including but not limited to material, equipment, construction, engineering, consulting, legal, project management, administrative, and related overhead costs; and minor modifications to the language of the Policy will enhance understanding and provide clarification, including with respect to inactive projects and refunds; and

WHEREAS, the City finds it necessary to amend the Policy to add clarification and continue to collect 100% of the costs for electric infrastructure costs as a result of requests for new service and service upgrades.

NOW THEREFORE BE IT RESOLVED BY THE CITY COUNCIL OF THE CITY OF GEORGETOWN TEXAS:

Section 1. The meeting at which this resolution was approved was conducted in compliance with the Texas Open Meetings Act, Texas Government Code, Chapter 551.

Section 2. The facts and recitations contained in the preamble of this resolution are hereby found and declared to be true and correct and are incorporated by reference herein and expressly made a part hereof, as if copied verbatim.

Section 3. The Electric Line Extension and Electric Metering Policy is hereby updated as shown in Exhibit A.

Section 4. All resolutions that conflict with the provisions of this resolution are hereby repealed, and all other resolutions of the City not in conflict with the provisions of this resolution shall remain in full force and effect.

Section 5. If any provision of this resolution, or application thereof, to any person or circumstance, shall be held invalid, such invalidity shall not affect the other provisions, or application thereof, of this resolution, which can be given effect without the invalid provision or application, and to this end the provisions of this resolution are hereby declared to be severable.

Section 6. The Mayor is hereby authorized to sign this resolution and the City Secretary to attest. This resolution shall become effective and be in full force and effect on July 1, 2026, in accordance with the provisions of the City Charter of the City of Georgetown.

PASSED AND APPROVED on the _____ day of _____, 2026

ATTEST:

_____
Robyn Densmore, City Secretary

CITY OF GEORGETOWN, TEXAS

By: _____
Josh Schroeder, Mayor

APPROVED AS TO FORM:

_____
Skye Masson, City Attorney

Electric Line Extension and Electric Meter Connect Policy

Purpose:

The Electric Line Extension and Electric Metering Policy (Policy) establishes the basic conditions and requirements for adding electric infrastructure to serve new or modified service installations including new and additional load. This Electric Line Extension Policy shall apply only to those facilities that the Electric Utility will construct and maintain in order to provide electric service to its Customer. The electric utility will extend the electric service to an applicant in accordance with the following line extension provisions.

This Policy shall apply to all customers of the City of Georgetown's Electric Utility, both new and existing, who request or require modifications or extensions to the existing electric power system to meet their needs while maintaining overall system reliability and resiliency.

This Policy shall apply to the entire City of Georgetown's electric service territory, including Single, Double, or Triple Certified areas, as defined by the Public Utility Commission of Texas (PUCT) approved Certificate of Convenience and Necessity (CCN).

The City of Georgetown Electric Utility's policy is to recover all costs associated with line extensions and infrastructure additions, including substation and transmission infrastructure, distribution system upgrades, and retirements required to serve based on the line extension service application, customer load, and redundancy requirements.

The electric power infrastructure design and installation shall meet industry standards and regulations, follow the Electric Utility's engineering and construction standards, the Unified Development Code of the City of Georgetown, and the latest edition of the National Electric Safety Code (NESC) and National Electric Code (NEC).

The City of Georgetown will design, procure materials, and install electric distribution infrastructure based on a service request. If the service requires additional and/or upgraded substation and transmission infrastructure, the City will coordinate the associated studies, engineering, design, and installation of such infrastructure through the Transmission Service Provider (TSP). The substation and transmission infrastructure additions and upgrades may be installed and operated by other Transmission Service Providers.

Due to the complexity of designing and maintaining reliable electric power systems, this Policy cannot detail all the line extension issues the Electric Utility may encounter. The Electric Utility, at its sole discretion, shall determine the additional requirements and costs required to provide safe and reliable service to all its customers at its sole discretion and on a case-by-case basis.

Line Extension Process:

The line extension process for all the electric service requests shall follow the 4-step process outlined below.

Line Extension Application

Applicants shall submit a line extension application provided by the City of Georgetown and the required line extension application fee as outlined below.

Service Request Type	Application Fee
Single Family service and upgrades • Single Lot Residential (single-family residential structure on a lot) • Small General Service (as defined in Code Sec. 13.04.020) • Commercial Tenant* • Existing Service upgrades under 1 MW	$ 431
Residential Subdivision Developments	$ 9,312
Multi-Family Developments	$ 9,312
Service requests for any service type up to 1 Megawatt (MW) of connected load	$ 9,312
Service requests greater than 1 MW up to less than 10 MW of connected load rounded up to the nearest MW for each MW above the initial 1 MW	$ 9,312 for initial MW + $ 4,656/MW
Service requests 10 MW up to less than 50 MW of connected load rounded up to the nearest MW for each MW above the initial 1 MW or other service requests which require an Energy Service Agreement as determined by the Electric Utility.	$ 9,312 for initial MW + $ 4,656/MW + $ 56,400 for legal and project management costs
All other requests	At cost, to be provided by the Electric Utility

* Typically, these are tenants who reside in a commercial building strip center.

The application fee is non-refundable. A line extension application shall be submitted on the required form and include the site development plan, construction plan, additional detailed electric load data, and any other information required by the Electric Utility.

Additional information is required for customer loads greater than 1 Megawatt (MW) of connected load, including but not limited to the load ramp-up schedule and projected 3-year load forecast.

All the required information shall be provided in the format prescribed by the City. The applicant is responsible for ensuring that the site development plan, construction plan, electric load data, and other customer requirements submitted are accurate and up to date, as any subsequent changes will result in additional engineering costs and line extension fees to the applicant.

Issuance of Initial Design, Cost Estimate and CONTRIBUTION IN AID OF CONSTRUCTION (CIAC):

Upon receipt of the application, the application fee, and the required information, the Electric Utility shall complete a detailed engineering analysis and design of the electric distribution,

substation, and transmission infrastructure additions (if needed) required to serve the customer. This forms the basis for the cost estimate and the Contribution in aid of Construction. The utility's cost estimate is based on its current unit material and labor costs, labor cost adders, costs associated with third party vendors and consultants, costs associated with the procurement of real property rights, costs associated with securing all necessary approvals, taxes, interest charges, overheads and in accordance with the Utility's current Engineering and construction standards and specifications. Additional costs listed below are included in the line extension fees, if applicable. The Cost Estimate Letter, which the Electric Utility will send to the customer, provides a detailed breakdown of the Contribution in aid of Construction along with other requirements related to the customer's request.

The Cost Estimate may expire or be recalculated at the sole discretion of the Electric Utility. Any additional cost incurred by the Utility in excess of the cost estimate will be at the sole expense of the Applicant, and a final bill for all costs to complete the line extension will be presented to the customer upon completion of the line extension if required.

Processing times for initial design: The following are the typical processing times of the line extension application and the issuance of initial design and cost estimate letter:

Service Request Type	**Processing Times**
Single Family service and upgrades • Single Lot Residential (single-family residential structure on a lot) • Small General Service (as defined in Code Sec. 13.04.020) • Commercial Tenant* Existing Service upgrades under 1 MW	30 business days
Service requests for any service type up to 1 Megawatt (MW) of connected load	60 business days
Service requests for any customer type greater than 1 MW up to 25 MW of connected load	90 business days
All other requests	90 business days

Please note that the above-mentioned processing times will apply only upon receipt of the application, the application fee, and the required information in the required format.

The Applicant will be required to pay all costs per service location to extend electric service to the Point of Interconnection as a CIAC prior to construction.

Plant Investment Fee (PIF):

A non-refundable charge called Plant Investment Fee will be collected for extending the electric service to a new service location. This amount represents a contribution to the Utility's system

cost associated with substation and electric distribution backbone facilities and is in addition to the Contribution in Aid of Construction amount. The PIF amount is updated at least annually. PIF rate is based on substation and distribution backbone capacity additions.

The Plant Investment Fee is assessed on a tiered structure proportional to a customer's demand on the system. Customers with greater capacity requirements place a higher burden on infrastructure and are therefore assessed a higher fee, ensuring that cost responsibility is equitably distributed in relation to each customer's proportionate use of and impact on the system.

- **Plant Investment Fee per Customer Class**The diversified service demand is discounted by 75% for single-family residential and multi-family residential.

Plant Investment Fee	Rate
Plant Investment Fee rate	$572/kW
Adjusted PIF*	$526/kW

*The Adjusted PIF is used in instances where a customer pays for a dedicated distribution feeder.

Customer requests that require dedicated substations and distribution feeder additions may be exempt from PIF at the sole discretion of the Electric Utility

The PIF for all other classes is a per kW rate and varies by service type.

Service Type	Plant Investment Fee*
Single Family Residential	$714/ dwelling unit
Multi-Family Residential	$429/dwelling unit
Small General Service	$143/kW
School Service	$286/kW
Municipal Service	$286/kW
Municipal Water & Wastewater Pumping	$572/kW
Large General Service	$286/kW
Commercial & Industrial Service	$429/kW
Large Commercial and Industrial Service	$572/kW
Very Large Commercial and Industrial	$572/kW
Electric Vehicle Charging Service	$572/kW

*based on PIF rate of $572/kW. Adjusted PIF rate will be substituted if appropriate on a case by case basis.

NO REFUND OF CONTRIBUTION IN AID OF CONSTRUCTION: Payments necessary for construction of facilities, including CIAC and PIF, are not refundable after construction.

The Electric Utility may require the Customer to provide and maintain financial security, equal to the amount of any cost for New Facilities, including but not limited to electric distribution substation and transmission infrastructure, in a form that is acceptable at the Electric Utility's sole discretion.

Electric service and any electric infrastructure additions will not be provided until the applicant has met all requirements within this policy for extension of service including, without limitation, routing, underground and overhead service requirements, if applicable, and paid any and all fees or charges associated with the provision of electric service including any outstanding balances due from another account or related account for provision of electric service at the property.

The Cost Estimate letter and the CIAC and the customer invoices will be valid for 30 days from the date of the letter. The Electric Utility reserves the right to recalculate the actual cost of the line extension if more than 30 days elapse from the time the most recent Cost Estimate Letter is presented to the Customer or in the case of extraordinary events that affect such costs by more than 10%.

Any changes to the site development plan, construction plan, electric load data, and other customer requirements after the Cost Estimate Letter is issued will result in additional engineering costs and potential changes in the line extension fees for which the applicant is responsible.

All costs used to generate the cost estimate shall be reviewed at least annually to adjust for changes in labor, material, and engineering costs required to provide standard electric distribution infrastructure at the service location. Any proposed per dwelling unit (residential single-family and residential multi-family) cost changes greater than 5% from the existing fee shall be presented to the City of Georgetown's City Council for approval.

Single Family Residential, including Detached Multi-family and Duplexes.

Residential developments requirements: To qualify for an extension pursuant to this section, the Applicant and the residential development for which the Applicant is requesting electric service must comply with the following provisions:

1. The development is plated and recorded in Williamson County with sites or lots for multiple prospective Applicants to be primarily used or developed for permanent Individual Private Dwelling(s) or Multi-Family Dwelling(s) or a preliminary plan approved by a municipality or county or other authority having jurisdiction for the purposes of sale, transfer, or residential development.
2. The development has been approved by all relevant governing agencies.
3. The Applicant will provide at no cost to the Utility:
   a) Easements granted on the City's standard easement forms approved by the City Attorney; for the Utility's construction, installation, maintenance, operation, replacement and/or repair of City Facilities in a form satisfactory to the Utility.
   b) Site plans (streets, wet utilities, mechanical, electrical, plumbing, and landscaping plans, etc.) and notice of construction start dates and construction schedules that are reasonable and industry standard for the type of work to be performed.

c) Survey points for grades, lot corners, street right-of-way, and other locations reasonably necessary for installation of the electric system; and

d) An "Approved-for-Construction" Plan by a Municipality or county or other authority having jurisdiction.

4. The Electric Utility's point of interconnection/point of delivery for residential services is the meter pedestal.
5. The Utility is not and will not be obligated to provide designs or Development Cost estimate to an Applicant for a preliminary plan that has not been reviewed and approved by the applicable authority.
6. The Utility will determine the Development Cost Estimate for the electric facilities adequate to serve all prospective Individual Private Dwelling(s) or Multi-Family Dwelling(s) in the residential development.
7. The Applicant will bear all the cost of the facilities, required for the electric distribution system within the residential subdivision or development as determined in the Development Cost estimate and will pay such costs in advance of construction.
8. The Development Cost Calculation may expire or be re-calculated at the sole discretion of the Utility. Any additional cost incurred by the Utility in excess of the Development Cost Calculation will be at the sole expense of the Applicant, and a final bill for all costs to complete the line extension will be presented to the Applicant upon completion of the line extension if required.

Fee Per Dwelling Unit	$ 4,151*
Plant Investment Fee per dwelling unit	$ 714

*The Fee Per Dwelling Unit includes the applicable labor, material, and engineering costs required to provide standard electric distribution infrastructure and substation capacity needed at the service location. This includes but is not limited to the conductor, transformers, and metering equipment associated with the electric service. The additional costs (if applicable) are outlined in the Additional Costs and Requirements section below. The electric connect fees are separate from this Policy and are not included in the line extension fees.

Residential Multi-Family Development (Apartments)

Fee per multi-family unit	$ 1,018*
Plant Investment Fee per dwelling unit	$ 429

*The Fee per Multi-Family Unit includes the labor, material, and engineering costs required to provide standard electric distribution infrastructure and substation capacity needed at the service location. This includes but is not limited to the conductor, transformers, and metering equipment associated with the electric service. The additional costs (if applicable) are outlined in the Additional Costs and Requirements section below.

The electric connect fees (including the cost of the metering equipment) are in addition to the line extension fees. The connect Fees for multifamily developments shall be billed and collected along with the line extension fees.

All Other Service Requests

Line Extension fees for all other requests shall be based upon the detailed engineering analysis and design of electric distribution, substation, and transmission infrastructure required to serve the customer. They will include the labor, material, and engineering costs required to provide standard electric distribution infrastructure and substation capacity needed at the service location. This includes but is not limited to the conductor, transformers, metering equipment, and all other equipment associated with the electric service. The additional costs are outlined in the Additional Costs and Requirements section below.

The electric connect fees (including the cost of the metering equipment) for commercial requests shall be billed and collected along with the line extension fees.

Additional Costs and Requirements:

For all service request types, the following requirements and the associated costs will be included in the line extension fees and are the responsibility of the Applicant; Some of these requirements and costs may not apply to all service requests.

1. The extension and/or upgrade of three-phase electric power lines to serve new load.
2. The relocation and/or upgrade of existing underground or overhead electric facilities.
3. The substation and transmission infrastructure needed to serve the customer's load requirements. This includes right-of-way acquisition , easements, and any associated studies.
4. The retirement of existing and/or temporary electric infrastructure.
5. The Plant Investment Fee, a one-time charge that recovers costs associated with extending and upgrading the existing electrical infrastructure, including substation and distribution feeder capacity, to accommodate growth.
6. Installation and retirement of temporary power, including the installation of transformers for temporary power.
7. Additional permits required to serve the service location. (TxDOT, Railroad, environmental, etc.)
8. System protection devices necessitated by the developer/service request and/or required to meet the utility design guidelines and NESC.
9. Advanced Metering Infrastructure Costs.
10. Metering equipment.
11. Civil infrastructure (installed by developer/customer) installation inspection costs.
12. Streetlight infrastructure (installed by developer/customer) installation inspection costs.
13. Infrastructure verification costs. For multi-family installation, before installing the permanent meters, the developers must correctly label meter sockets with matching unit designations. This process shall be performed in the presence of City of Georgetown personnel.
14. Specialized power quality/power factor correction equipment required by the service request and/or required to meet the utility, NEC, and NESC design guidelines.
15. Dual feeds required by the developer/service request. In the case of a dual/redundant feed, the customer shall be required to pay the applicable monthly stand-by rate.

16. City shall have no obligation to provide redundant feeders, transformer redundancy, automatic transfer capability, alternate feeder supply, or service from another substation except pursuant to a request by the customer. The customer is responsible for all additional costs. .
17. Any requirements needed to comply with the electric utility's engineering and construction standards and the Unified Development Code of the City of Georgetown.
18. Costs associated with auxiliary service locations such as serving clubhouses, pumping loads, pools, signage, mail kiosks, etc.
19. Based on some customers' demands and energy usage, additional requirements may be necessary for service.
20. Any non-standard costs necessitated by the customer's/developer's service request.
21. The Electric Utility's ability to serve a customer is dependent on the availability of enough substation capacity. All applications for new service will be subject to substation capacity review. This review will determine if the capacity is available for the additional load presented by the line extension application.

Civil Infrastructure Responsibility for all requests:

The applicant is responsible for the complete installation and associated cost for civil infrastructure designed to support, protect, or convey electric equipment, such as, but not limited providing and installing all trenches and backfill, sectionalizing cabinets, conduit, transformer pads, and meter pedestal pads, concrete work associated with pad-mounted facilities, all conduit, vaults, and any and all other facilities deemed necessary by the Utility, adequate to serve the entire development.

The cost for Civil Infrastructure is not included in the cost estimate and is an obligation of the applicant.

Streetlights:

The Electric Utility will design the street lighting required for new subdivisions within its CCN. Street lighting designs outside the CCN, but within the Corporate City Limits of the City of Georgetown, will need to comply with the Georgetown Electric Utility design standards.

The developer at their cost is responsible for the trench and associated backfill, concrete work, secondary service conductors, and conduit in the foundations, poles, light fixtures, and secondary pull-boxes.

The developer is responsible for installing streetlights according to Section 12.06 (F) in the Design and Technical Standards of the Unified Development Code (UDC).

The cost for street light infrastructure (including the cost of installation) is not included in the cost estimate and is an obligation of the applicant.

The Applicant will be required to pay any costs as a CIAC prior to construction for any additional Utility infrastructure needed for street lighting.

Customer Invoicing and Issuance of Electric Utility Services Availability Letter

Projects that have not received cost estimates before the Policy Effective Date will be subject to rates and fees according to the new policy. Customers that have pending Cost Estimates have Net

30 days to pay the first invoice as specified in the Cost Acceptance Form. After the Net 30 day timeline, customers will fall under the new approved policy.

VLC&I customers applying for 10 + MW of capacity are not guaranteed capacity until both invoice 1 and invoice 2 are paid and the Electric Service Agreement (ESA) must be signed within 90 days of paying invoice 1. All payments from these customer types are non-refundable.

The Cost estimate letter which identifies the CIAC and PIF fees to be paid by the customer/applicant will be issued only when the customer/applicant agrees to the 90% design drawings.

The cost estimate will be broken down into two separate invoices for the following customer types.

I. Residential Subdivision
II. Multifamily
III. Large Commercial & Industrial
IV. Any Customer Type Greater than 1 MW

The cost estimate will be one invoice for the following customer types.

I. Single Lot Residential
II. Small General Service
III. Commercial Tenant (Tenant Finish Out within Strip Center)
IV. Existing Service Upgrades under 1MW
V. Pole Attachment Make Readies

Payment terms for all invoices will be Net 30 per invoice.

Invoice #1:

Pre-requisites: Written customer approval of 90% Design Drawings.

Invoice #1 to include the following cost items:

- Material costs for all 4 cost categories
- Engineering fees
- PIF Fees
- Advanced Metering Infrastructure costs (adders)
- System Protection Fee (if no Switchgear needed for the project)
- Power Factor Correction Fee
- Additional Permit Costs
- Street Light Study
- Other project Costs (if material costs are included)

Once full payment of Invoice #1 is received, a Letter of Serviceability is provided to the Customer.

Invoice #2:

Pre-requisites:

- Invoice # 1 is fully paid.
- Customer's Written approval of Final Design Drawings.
- Customer ready for Construction

Invoice #2 to include the following cost items:

- Direct labor costs from all 4 infrastructure categories.
- Engineering fees incurred after Invoice # 1 was issued
- Tree Trimming Costs
- Traffic Control Costs
- Additional Permit Costs (if applicable)
- Any revision costs (differences in materials and engineering)
- Inspection Costs
- Other project Costs (if labor costs are included and / or if needed based on the final design)

Within 30 days of issuing the Invoice # 1, the Electric Utility requires the full payment of the invoice before issuing the "Electric Utility Services Availability letter" that is required by the City of Georgetown's Planning Department for the approval of the construction plans/site development plans. No material procurement shall occur until Invoice # 1 is paid in full.The meter Connect Fees for multifamily and commercial developments shall be billed and collected in the invoices.

Due to the long lead times associated with electric distribution, substation, and transmission equipment (transformers, conductors, poles, specialized protective equipment, etc.), Invoice # 2 must be paid in full before the scheduled electric infrastructure installation date at a time determined by the Electric Utility.

Any design changes the applicant requests after issuing the "Electric Utility Services Availability letter" shall result in additional engineering costs and potential changes in the CIAC. The applicant must pay the actual engineering costs incurred due to the changes and the updated line extension fees.

Processing times for final and approved for construction design: The following are the typical processing times for the issuance of the final and approved for construction design:

Service Request Type	Processing Times
Single Family service and upgrades • Single Lot Residential (single-family residential structure on a lot) • Small General Service (as defined in Code Sec. 13.04.020) • Commercial Tenant*	30 business days

Existing Service upgrades under 1 MW	
Service requests for any service type up to 1 Megawatt (MW) of connected load	60 business days
Service requests for any customer type greater than 1 MW up to 25 MW of connected load	90 business days
All other requests	90 business days

Please note that the above-mentioned processing times will apply only upon receipt of the Invoice # 1 payment.

Payment of All Outstanding Fees

All outstanding CIAC, PIF fees, connect fees, and additional engineering costs (if applicable) shall be paid in full before the Electric Utility installs the electric distribution infrastructure. All outstanding fees shall be received no later than 30 days from issuing the invoices.

Electric Connect Fees. (Per Meter)

The following electric connect fees apply to all new services, temporary service for construction, service relocations, re-builds, upgrades, small general commercial building tenants, and conversions from overhead to underground and shall be paid by the applicant when requesting the electric service to be energized.

The Electrical Connect Fee is based on the City of Georgetown's cost to provide the metering equipment, the labor to install the metering equipment, the initial inspection of the meter, and related metering and engineering system updates.

1. Single Phase Power (for single-family and multi-family residential service): Fee assessed and payment due before any Building Permit is issued.

0-400 amps	$318Connect Fee
Greater than 400 amps	Actual Cost

2. Commercial Single-Phase or Three-Phase*: Fee assessed and payment due before any Building Permit is issued.

Commercial Connect Fee	Actual Cost

* Applicable to customers whose monthly peak demand exceeds 50 kW

3. Small General - Commercial Tenant*: Fee assessed and payment due before any Building Permit is issued. This fee is applicable to existing commercial buildings with existing infrastructure.

Small General Commercial Tenant	$1,230^

* Applicable to all commercial and general service consumers whose monthly peak demand for all uses is less than 50 kW. Typically, these are tenants who reside in a commercial building strip center.

^ Includes the labor and material for metering equipment and other system costs.
Connect Fees for multifamily developments and commercial developments shall be billed and collected along with the line extension fees.

Inactive Line Extension Applications: Line extension applications inactive for more than 6 months from the issuance of the cost estimate will be considered inactive. The cost estimate and the design will no longer be valid. Any subsequent requests for design updates shall treated as new requests. Applications for which the required fee has been paid but remain incomplete due to missing information, documentation, or applicant action for a period exceeding ninety (90) days may be deemed inactive and subject to cancellation at the City's discretion. In such cases, the application will be cancelled, and any subsequent request will be treated as a new application.

Inactive Projects and Refunds: Projects where the line extension fees have been paid but the project has not started within 12-months of payment will be considered inactive. The Electric Utility will refund fees net of all costs incurred by the utility. This provision can be extended at the utility's sole discretion.

A customer who has paid the line extension fees can request a refund of the paid fees. The Electric Utility will refund fees net of all costs incurred by the utility.

Access and Easements Requirements:

The Electric Utility requires that all new construction of primary voltage overhead and underground facilities be installed such that they are "truck accessible" both for construction and for any future maintenance or modification. As such, the infrastructure shall be installed at the front of the Customer's property or adjacent to a street, road, or other paved surface. The Electric Utility's standard transformer and meter pedestal installation is on the front lot line.

Rear lot line construction for new areas will only be permitted where there are paved alleys or other permanent roadways that are truck accessible.

The Electric Utility reserves the right to select or approve the route for construction of an Extension to serve an Applicant. In all cases infrastructure will be constructed in areas which, in the Electric Utility's sole determination, will permit ready access from public roads for personnel and equipment required for construction, operation, and maintenance purposes. Should the Applicant request a route differing from the one selected by the Electric Utility and if such route is acceptable to the Electric Utility, the route requested may be used provided the Applicant pays for all costs.

The Electric Utility may require additional clearance and access easements to ensure accessibility to maintain the infrastructure safely.

The customer must grant the City an easement on the City's standard easement form approved by the City Attorney. The Applicant grants the Electric Utility easement rights and acquires all necessary easements from adjacent landowners on a form acceptable to the Electric Utility for its facilities. All costs and expenses, if any, related to the acquisition of easements to serve the Applicant will be the responsibility of the Applicant, including the Electric Utility's costs and

expenses if the Electric Utility participates in the acquisition of the easements through condemnation proceedings; All **Easement Agreements** must be final and executed prior to the commencement of any work or construction by the Electric Utility.

The Electric Utility requires that customers adhere to the provisions of the applicable NEC, NESC, City of Georgetown Code and the Utility's construction specifications and Design Criteria Manual at the time of installation. All installations on the utility side of the point of service must be installed according to the Utility's construction standards, which contain the applicable construction standard for each installation. The electric infrastructure shall be designed, installed, and maintained in compliance with Section 13.06 of the Unified Development Code.

Where feasible, the Electric Utility will temporarily (or permanently) relocate distribution infrastructure at the Customer's expense. Relocation of distribution lines and associated equipment is performed pursuant to utility needs and operations, not at the request of a property owner/customer/developer, such as for the purpose of space or convenience. Electric Utility will not, at a property owner's request, temporarily or permanently relocate distribution lines from being on or adjacent to one property to being on or adjacent to another property without written consent of the property owner to which the distribution lines would be relocated adjacent to. Obtaining this written consent and easement is the responsibility of the property owner making the request.

Customers may request the removal of the Electric Utility owned facilities/infrastructure that are no longer in service; however, these facilities may be removed at the sole discretion of the Electric Utility, taking into account the current or future usefulness of the infrastructure. If deemed appropriate, the facilities may be removed at cost to the **Customer**.

If a **Developer** requests a modification to an existing development or **Subdivision** for the purpose of changing its present configuration or load requirements, the **Developer** shall be required to pay all costs required to accommodate the changes.

Any **Customer** requesting changes to existing Electric Utility's facilities will pay the full costs including but not limited to engineering studies, construction, relocation and removal of infrastructure as **CIAC**.

The Electric Utility will exercise prudent judgement in determining the conditions under which a specific line extension will be made for an Applicant with a load greater than 10 MW. This may include, but is not limited to, CIAC, contract minimums, service specifications, and/or other contract terms, arrangements, or conditions deemed reasonable by the City.

Primary Voltage Service:

A customer can request a primary level service wherein the Electric Utility is delivering service to the service location at primary level voltage at the Applicant's Service location. The following requirements will apply:

- The Applicant will procure, at the sole expense of the Applicant, all facilities and equipment, including but not limited to transformers, poles, and conductors required to take electric service at primary level voltage as required by the Electric Utility's most current design standards and specifications.
- The Applicant owns and maintains all facilities located beyond the Point of Interconnection and the Electric Utility will not perform work at any point past the Point of Interconnection.

- The costs for any upgrade, addition, or change in configuration to existing customer-owned or Electric Utility's Facilities will be at the sole expense of the Applicant and in accordance with the Electric Utility's policies and rate ordinances. This includes upgrades, additions, or changes required by Electric Utility to maintain the Electric Utility's Delivery System and to continue to provide service at primary level voltage.
- All customer-owned facilities must be tagged and visually identified as property of the customer.
- The Applicant must agree to provide an as-built facilities sheet to the Electric Utility within thirty (30) days of completed construction.
- The Applicant must agree to notify the Electric Utility in writing of any new load and/or facilities additions for the Electric Utility to assess existing facilities capacity and conduct any engineering studies required to serve the new load.
- All Customer-owned installations must be in accordance with the latest version of National Electric Safety Code (NESC) and NEC standards.
- The Electric Utility reserves the right to deny Primary Level Service to an Applicant if the Electric Utility in its sole discretion determines such service may have an adverse impact on the Electric Utility's Delivery System or service provided to other customers.

Version History:

1. Original Version: March 24, 2020
2. Update #1: July 27, 2021
3. Update #2: February 22, 2022
4. Update #3: January 24, 2023
5. Update #4: September 12, 2023.
6. Update #5: February 27, 2024
7. Update #6: June 10, 2025
8. Update #7October 28, 2025
9. Update #8 (this update): May 26, 2026

Electric Line Extension and Electric Meter Connect Policy

Purpose:

The Electric Line Extension and Electric Metering Policy (Policy) establishes the basic conditions and requirements for adding electric infrastructure to serve new or modified service installations including new and additional load. This Electric Line Extension Policy shall apply only to those facilities that the Electric Utility will construct and maintain in order to provide electric service to its Customer. The electric utility will extend the electric service to an applicant in accordance with the following line extension provisions.

This Policy shall apply to all customers of the City of Georgetown's Electric Utility, both new and existing, who request or require modifications or extensions to the existing electric power system to meet their needs while maintaining overall system reliability and resiliency.

This Policy shall apply to the entire City of Georgetown's electric service territory, including Single, Double, or Triple Certified areas, as defined by the Public Utility Commission of Texas (PUCT) approved Certificate of Convenience and Necessity (CCN).

The City of Georgetown Electric Utility's policy is to recover all costs associated with line extensions and infrastructure additions, including substation and transmission infrastructure, distribution system upgrades, and retirements required to serve based on the line extension service application, customer load, and redundancy requirements.

The electric power infrastructure design and installation shall meet industry standards and regulations, follow the Electric Utility's engineering and construction standards, the Unified Development Code of the City of Georgetown, and the latest edition of the National Electric Safety Code (NESC) and National Electric Code (NEC).

The City of Georgetown will design, procure materials, and install electric distribution infrastructure based on a service request. If the service requires additional and/or upgraded substation and transmission infrastructure, the City will coordinate the associated studies, engineering, design, and installation of such infrastructure through the Transmission Service Provider (TSP). The substation and transmission infrastructure additions and upgrades may be installed and operated by other Transmission Service Providers.

Due to the complexity of designing and maintaining reliable electric power systems, this Policy cannot detail all the line extension issues the Electric Utility may encounter. The Electric Utility, at its sole discretion, shall determine the additional requirements and costs required to provide safe and reliable service to all its customers at its sole discretion and on a case-by-case basis.

Line Extension Process:

The line extension process for all the electric service requests shall follow the 4-step process outlined below.

Line Extension Application

Applicants shall submit a line extension application provided by the City of Georgetown and the required line extension application fee as outlined below.

Service Request Type	Application Fee
Single Family service and upgrades • Single Lot Residential (single-family residential structure on a lot) • Small General Service (as defined in Code Sec. 13.04.020) • Commercial Tenant* • Existing Service upgrades under 1 MW	$ 431
Residential Subdivision Developments	$ 9,312
Multi-Family Developments	$ 9,312
Service requests for any service type up to 1 Megawatt (MW) of connected load	$ 9,312
Service requests greater than 1 MW up to less than 10 MW of connected load rounded up to the nearest MW for each MW above the initial 1 MW	$ 9,312 for initial MW + $ 4,656/MW
Service requests 10 MW up to less than 50 MW of connected load rounded up to the nearest MW for each MW above the initial 1 MW or other service requests which require an Energy Service Agreement as determined by the Electric Utility.	$ 9,312 for initial MW + $ 4,656/MW + $ 56,400 for legal and project management costs
All other requests	At cost, to be provided by the Electric Utility

* Typically, these are tenants who reside in a commercial building strip center.

The application fee is non-refundable. A line extension application shall be submitted on the required form and include the site development plan, construction plan, additional detailed electric load data, and any other information required by the Electric Utility.

Additional information is required for customer loads greater than 1 Megawatt (MW) of connected load, including but not limited to the load ramp-up schedule and projected 3-year load forecast.

All the required information shall be provided in the format prescribed by the City. The applicant is responsible for ensuring that the site development plan, construction plan, electric load data, and other customer requirements submitted are accurate and up to date, as any subsequent changes will result in additional engineering costs and line extension fees to the applicant.

Issuance of Initial Design, Cost Estimate and CONTRIBUTION IN AID OF CONSTRUCTION (CIAC):

Upon receipt of the application, the application fee, and the required information, the Electric Utility shall complete a detailed engineering analysis and design of the electric distribution,

substation, and transmission infrastructure additions (if needed) required to serve the customer. This forms the basis for the cost estimate and the Contribution in aid of Construction. The utility's cost estimate is based on its current unit material and labor costs, labor cost adders, costs associated with third party vendors and consultants, costs associated with the procurement of real property rights, costs associated with securing all necessary approvals, taxes, interest charges, overheads and in accordance with the Utility's current Engineering and construction standards and specifications. Additional costs listed below are included in the line extension fees, if applicable. The Cost Estimate Letter, which the Electric Utility will send to the customer, provides a detailed breakdown of the Contribution in aid of Construction along with other requirements related to the customer's request.

The Cost Estimate may expire or be recalculated at the sole discretion of the Electric Utility. Any additional cost incurred by the Utility in excess of the cost estimate will be at the sole expense of the Applicant, and a final bill for all costs to complete the line extension will be presented to the customer upon completion of the line extension if required.

Processing times for initial design: The following are the typical processing times of the line extension application and the issuance of initial design and cost estimate letter:

Service Request Type	Processing Times
Single Family service and upgrades • Single Lot Residential (single-family residential structure on a lot) • Small General Service (as defined in Code Sec. 13.04.020) • Commercial Tenant* Existing Service upgrades under 1 MW	30 business days
Service requests for any service type up to 1 Megawatt (MW) of connected load	60 business days
Service requests for any customer type greater than 1 MW up to 25 MW of connected load	90 business days
All other requests	90 business days

Please note that the above-mentioned processing times will apply only upon receipt of the application, the application fee, and the required information in the required format.

The Applicant will be required to pay all costs per service location to extend electric service to the Point of Interconnection as a CIAC prior to construction.

Plant Investment Fee (PIF):

A non-refundable charge called Plant Investment Fee will be collected for extending the electric service to a new service location. This amount represents a contribution to the Utility's system

cost associated with substation and electric distribution backbone facilities and is in addition to the Contribution in Aid of Construction amount. The PIF amount is updated at least annually. PIF rate is based on substation and distribution backbone capacity additions.

The Plant Investment Fee is assessed on a tiered structure proportional to a customer's demand on the system. Customers with greater capacity requirements place a higher burden on infrastructure and are therefore assessed a higher fee, ensuring that cost responsibility is equitably distributed in relation to each customer's proportionate use of and impact on the system.

- **Plant Investment Fee per Customer Class**The diversified service demand is discounted by 75% for single-family residential and multi-family residential.

Plant Investment Fee	Rate
Plant Investment Fee rate	$572/kW
Adjusted PIF*	$526/kW

*The Adjusted PIF is used in instances where a customer pays for a dedicated distribution feeder.

Customer requests that require dedicated substations and distribution feeder additions may be exempt from PIF at the sole discretion of the Electric Utility

The PIF for all other classes is a per kW rate and varies by service type.

Service Type	Plant Investment Fee*
Single Family Residential	$714/ dwelling unit
Multi-Family Residential	$429/dwelling unit
Small General Service	$143/kW
School Service	$286/kW
Municipal Service	$286/kW
Municipal Water & Wastewater Pumping	$572/kW
Large General Service	$286/kW
Commercial & Industrial Service	$429/kW
Large Commercial and Industrial Service	$572/kW
Very Large Commercial and Industrial	$572/kW
Electric Vehicle Charging Service	$572/kW

*based on PIF rate of $572/kW. Adjusted PIF rate will be substituted if appropriate on a case by case basis.

NO REFUND OF CONTRIBUTION IN AID OF CONSTRUCTION: Payments necessary for construction of facilities, including CIAC and PIF, are not refundable after construction.

The Electric Utility may require the Customer to provide and maintain financial security, equal to the amount of any cost for New Facilities, including but not limited to electric distribution substation and transmission infrastructure, in a form that is acceptable at the Electric Utility's sole discretion.

Electric service and any electric infrastructure additions will not be provided until the applicant has met all requirements within this policy for extension of service including, without limitation, routing, underground and overhead service requirements, if applicable, and paid any and all fees or charges associated with the provision of electric service including any outstanding balances due from another account or related account for provision of electric service at the property.

The Cost Estimate letter and the CIAC and the customer invoices will be valid for 30 days from the date of the letter. The Electric Utility reserves the right to recalculate the actual cost of the line extension if more than 30 days elapse from the time the most recent Cost Estimate Letter is presented to the Customer or in the case of extraordinary events that affect such costs by more than 10%.

Any changes to the site development plan, construction plan, electric load data, and other customer requirements after the Cost Estimate Letter is issued will result in additional engineering costs and potential changes in the line extension fees for which the applicant is responsible.

All costs used to generate the cost estimate shall be reviewed at least annually to adjust for changes in labor, material, and engineering costs required to provide standard electric distribution infrastructure at the service location. Any proposed per dwelling unit (residential single-family and residential multi-family) cost changes greater than 5% from the existing fee shall be presented to the City of Georgetown's City Council for approval.

Single Family Residential, including Detached Multi-family and Duplexes.

Residential developments requirements: To qualify for an extension pursuant to this section, the Applicant and the residential development for which the Applicant is requesting electric service must comply with the following provisions:

1. The development is plated and recorded in Williamson County with sites or lots for multiple prospective Applicants to be primarily used or developed for permanent Individual Private Dwelling(s) or Multi-Family Dwelling(s) or a preliminary plan approved by a municipality or county or other authority having jurisdiction for the purposes of sale, transfer, or residential development.
2. The development has been approved by all relevant governing agencies.
3. The Applicant will provide at no cost to the Utility:
   a) Easements granted on the City's standard easement forms approved by the City Attorney; for the Utility's construction, installation, maintenance, operation, replacement and/or repair of City Facilities in a form satisfactory to the Utility.
   b) Site plans (streets, wet utilities, mechanical, electrical, plumbing, and landscaping plans, etc.) and notice of construction start dates and construction schedules that are reasonable and industry standard for the type of work to be performed.

c) Survey points for grades, lot corners, street right-of-way, and other locations reasonably necessary for installation of the electric system; and

d) An "Approved-for-Construction" Plan by a Municipality or county or other authority having jurisdiction.

4. The Electric Utility's point of interconnection/point of delivery for residential services is the meter pedestal.
5. The Utility is not and will not be obligated to provide designs or Development Cost estimate to an Applicant for a preliminary plan that has not been reviewed and approved by the applicable authority.
6. The Utility will determine the Development Cost Estimate for the electric facilities adequate to serve all prospective Individual Private Dwelling(s) or Multi-Family Dwelling(s) in the residential development.
7. The Applicant will bear all the cost of the facilities, required for the electric distribution system within the residential subdivision or development as determined in the Development Cost estimate and will pay such costs in advance of construction.
8. The Development Cost Calculation may expire or be re-calculated at the sole discretion of the Utility. Any additional cost incurred by the Utility in excess of the Development Cost Calculation will be at the sole expense of the Applicant, and a final bill for all costs to complete the line extension will be presented to the Applicant upon completion of the line extension if required.

Fee Per Dwelling Unit	$ 4,151*
Plant Investment Fee per dwelling unit	$ 714

*The Fee Per Dwelling Unit includes the applicable labor, material, and engineering costs required to provide standard electric distribution infrastructure and substation capacity needed at the service location. This includes but is not limited to the conductor, transformers, and metering equipment associated with the electric service. The additional costs (if applicable) are outlined in the Additional Costs and Requirements section below. The electric connect fees are separate from this Policy and are not included in the line extension fees.

Residential Multi-Family Development (Apartments)

Fee per multi-family unit	$ 1,018*
Plant Investment Fee per dwelling unit	$ 429

*The Fee per Multi-Family Unit includes the labor, material, and engineering costs required to provide standard electric distribution infrastructure and substation capacity needed at the service location. This includes but is not limited to the conductor, transformers, and metering equipment associated with the electric service. The additional costs (if applicable) are outlined in the Additional Costs and Requirements section below.

The electric connect fees (including the cost of the metering equipment) are in addition to the line extension fees. The connect Fees for multifamily developments shall be billed and collected along with the line extension fees.

All Other Service Requests

Line Extension fees for all other requests shall be based upon the detailed engineering analysis and design of electric distribution, substation, and transmission infrastructure required to serve the customer. They will include the labor, material, and engineering costs required to provide standard electric distribution infrastructure and substation capacity needed at the service location. This includes but is not limited to the conductor, transformers, metering equipment, and all other equipment associated with the electric service. The additional costs are outlined in the Additional Costs and Requirements section below.

The electric connect fees (including the cost of the metering equipment) for commercial requests shall be billed and collected along with the line extension fees.

Additional Costs and Requirements:

For all service request types, the following requirements and the associated costs will be included in the line extension fees and are the responsibility of the Applicant; Some of these requirements and costs may not apply to all service requests.

1. The extension and/or upgrade of three-phase electric power lines to serve new load.
2. The relocation and/or upgrade of existing underground or overhead electric facilities.
3. The substation and transmission infrastructure needed to serve the customer's load requirements. This includes right-of-way acquisition , easements, and any associated studies.
4. The retirement of existing and/or temporary electric infrastructure.
5. The Plant Investment Fee, a one-time charge that recovers costs associated with extending and upgrading the existing electrical infrastructure, including substation and distribution feeder capacity, to accommodate growth.
6. Installation and retirement of temporary power, including the installation of transformers for temporary power.
7. Additional permits required to serve the service location. (TxDOT, Railroad, environmental, etc.)
8. System protection devices necessitated by the developer/service request and/or required to meet the utility design guidelines and NESC.
9. Advanced Metering Infrastructure Costs.
10. Metering equipment.
11. Civil infrastructure (installed by developer/customer) installation inspection costs.
12. Streetlight infrastructure (installed by developer/customer) installation inspection costs.
13. Infrastructure verification costs. For multi-family installation, before installing the permanent meters, the developers must correctly label meter sockets with matching unit designations. This process shall be performed in the presence of City of Georgetown personnel.
14. Specialized power quality/power factor correction equipment required by the service request and/or required to meet the utility, NEC, and NESC design guidelines.
15. Dual feeds required by the developer/service request. In the case of a dual/redundant feed, the customer shall be required to pay the applicable monthly stand-by rate.

16. City shall have no obligation to provide redundant feeders, transformer redundancy, automatic transfer capability, alternate feeder supply, or service from another substation except pursuant to a request by the customer. The customer is responsible for all additional costs. .
17. Any requirements needed to comply with the electric utility's engineering and construction standards and the Unified Development Code of the City of Georgetown.
18. Costs associated with auxiliary service locations such as serving clubhouses, pumping loads, pools, signage, mail kiosks, etc.
19. Based on some customers' demands and energy usage, additional requirements may be necessary for service.
20. Any non-standard costs necessitated by the customer's/developer's service request.
21. The Electric Utility's ability to serve a customer is dependent on the availability of enough substation capacity. All applications for new service will be subject to substation capacity review. This review will determine if the capacity is available for the additional load presented by the line extension application.

Civil Infrastructure Responsibility for all requests:

The applicant is responsible for the complete installation and associated cost for civil infrastructure designed to support, protect, or convey electric equipment, such as, but not limited providing and installing all trenches and backfill, sectionalizing cabinets, conduit, transformer pads, and meter pedestal pads, concrete work associated with pad-mounted facilities, all conduit, vaults, and any and all other facilities deemed necessary by the Utility, adequate to serve the entire development.

The cost for Civil Infrastructure is not included in the cost estimate and is an obligation of the applicant.

Streetlights:

The Electric Utility will design the street lighting required for new subdivisions within its CCN. Street lighting designs outside the CCN, but within the Corporate City Limits of the City of Georgetown, will need to comply with the Georgetown Electric Utility design standards.

The developer at their cost is responsible for the trench and associated backfill, concrete work, secondary service conductors, and conduit in the foundations, poles, light fixtures, and secondary pull-boxes.

The developer is responsible for installing streetlights according to Section 12.06 (F) in the Design and Technical Standards of the Unified Development Code (UDC).

The cost for street light infrastructure (including the cost of installation) is not included in the cost estimate and is an obligation of the applicant.

The Applicant will be required to pay any costs as a CIAC prior to construction for any additional Utility infrastructure needed for street lighting.

Customer Invoicing and Issuance of Electric Utility Services Availability Letter

Projects that have not received cost estimates before the Policy Effective Date will be subject to rates and fees according to the new policy. Customers that have pending Cost Estimates have Net

30 days to pay the first invoice as specified in the Cost Acceptance Form. After the Net 30 day timeline, customers will fall under the new approved policy.

VLC&I customers applying for 10 + MW of capacity are not guaranteed capacity until both invoice 1 and invoice 2 are paid and the Electric Service Agreement (ESA) must be signed within 90 days of paying invoice 1. All payments from these customer types are non-refundable.

The Cost estimate letter which identifies the CIAC and PIF fees to be paid by the customer/applicant will be issued only when the customer/applicant agrees to the 90% design drawings.

The cost estimate will be broken down into two separate invoices for the following customer types.

I. Residential Subdivision
II. Multifamily
III. Large Commercial & Industrial
IV. Any Customer Type Greater than 1 MW

The cost estimate will be one invoice for the following customer types.

I. Single Lot Residential
II. Small General Service
III. Commercial Tenant (Tenant Finish Out within Strip Center)
IV. Existing Service Upgrades under 1MW
V. Pole Attachment Make Readies

Payment terms for all invoices will be Net 30 per invoice.

Invoice #1:

Pre-requisites: Written customer approval of 90% Design Drawings.

Invoice #1 to include the following cost items:

- Material costs for all 4 cost categories
- Engineering fees
- PIF Fees
- Advanced Metering Infrastructure costs (adders)
- System Protection Fee (if no Switchgear needed for the project)
- Power Factor Correction Fee
- Additional Permit Costs
- Street Light Study
- Other project Costs (if material costs are included)

Once full payment of Invoice #1 is received, a Letter of Serviceability is provided to the Customer.

Invoice #2:

Pre-requisites:

- Invoice # 1 is fully paid.
- Customer's Written approval of Final Design Drawings.
- Customer ready for Construction

Invoice #2 to include the following cost items:

- Direct labor costs from all 4 infrastructure categories.
- Engineering fees incurred after Invoice # 1 was issued
- Tree Trimming Costs
- Traffic Control Costs
- Additional Permit Costs (if applicable)
- Any revision costs (differences in materials and engineering)
- Inspection Costs
- Other project Costs (if labor costs are included and / or if needed based on the final design)

Within 30 days of issuing the Invoice # 1, the Electric Utility requires the full payment of the invoice before issuing the "Electric Utility Services Availability letter" that is required by the City of Georgetown's Planning Department for the approval of the construction plans/site development plans. No material procurement shall occur until Invoice # 1 is paid in full.The meter Connect Fees for multifamily and commercial developments shall be billed and collected in the invoices.

Due to the long lead times associated with electric distribution, substation, and transmission equipment (transformers, conductors, poles, specialized protective equipment, etc.), Invoice # 2 must be paid in full before the scheduled electric infrastructure installation date at a time determined by the Electric Utility.

Any design changes the applicant requests after issuing the "Electric Utility Services Availability letter" shall result in additional engineering costs and potential changes in the CIAC. The applicant must pay the actual engineering costs incurred due to the changes and the updated line extension fees.

Processing times for final and approved for construction design: The following are the typical processing times for the issuance of the final and approved for construction design:

Service Request Type	**Processing Times**
Single Family service and upgrades • Single Lot Residential (single-family residential structure on a lot) • Small General Service (as defined in Code Sec. 13.04.020) • Commercial Tenant*	30 business days

Existing Service upgrades under 1 MW	
Service requests for any service type up to 1 Megawatt (MW) of connected load	60 business days
Service requests for any customer type greater than 1 MW up to 25 MW of connected load	90 business days
All other requests	90 business days

Please note that the above-mentioned processing times will apply only upon receipt of the Invoice # 1 payment.

Payment of All Outstanding Fees

All outstanding CIAC, PIF fees, connect fees, and additional engineering costs (if applicable) shall be paid in full before the Electric Utility installs the electric distribution infrastructure. All outstanding fees shall be received no later than 30 days from issuing the invoices.

Electric Connect Fees. (Per Meter)

The following electric connect fees apply to all new services, temporary service for construction, service relocations, re-builds, upgrades, small general commercial building tenants, and conversions from overhead to underground and shall be paid by the applicant when requesting the electric service to be energized.

The Electrical Connect Fee is based on the City of Georgetown's cost to provide the metering equipment, the labor to install the metering equipment, the initial inspection of the meter, and related metering and engineering system updates.

1. Single Phase Power (for single-family and multi-family residential service): Fee assessed and payment due before any Building Permit is issued.

0-400 amps	$318Connect Fee
Greater than 400 amps	Actual Cost

2. Commercial Single-Phase or Three-Phase*: Fee assessed and payment due before any Building Permit is issued.

Commercial Connect Fee	Actual Cost

* Applicable to customers whose monthly peak demand exceeds 50 kW

3. Small General - Commercial Tenant*: Fee assessed and payment due before any Building Permit is issued. This fee is applicable to existing commercial buildings with existing infrastructure.

Small General Commercial Tenant	$1,230^

* Applicable to all commercial and general service consumers whose monthly peak demand for all uses is less than 50 kW. Typically, these are tenants who reside in a commercial building strip center.

^ Includes the labor and material for metering equipment and other system costs.
Connect Fees for multifamily developments and commercial developments shall be billed and collected along with the line extension fees.

Inactive Line Extension Applications: Line extension applications inactive for more than 6 months from the issuance of the cost estimate will be considered inactive. The cost estimate and the design will no longer be valid. Any subsequent requests for design updates shall treated as new requests. Applications for which the required fee has been paid but remain incomplete due to missing information, documentation, or applicant action for a period exceeding ninety (90) days may be deemed inactive and subject to cancellation at the City's discretion. In such cases, the application will be cancelled, and any subsequent request will be treated as a new application.

Inactive Projects and Refunds: Projects where the line extension fees have been paid but the project has not started within 12-months of payment will be considered inactive. The Electric Utility will refund fees net of all costs incurred by the utility. This provision can be extended at the utility's sole discretion.

A customer who has paid the line extension fees can request a refund of the paid fees. The Electric Utility will refund fees net of all costs incurred by the utility.

Access and Easements Requirements:

The Electric Utility requires that all new construction of primary voltage overhead and underground facilities be installed such that they are "truck accessible" both for construction and for any future maintenance or modification. As such, the infrastructure shall be installed at the front of the Customer's property or adjacent to a street, road, or other paved surface. The Electric Utility's standard transformer and meter pedestal installation is on the front lot line.

Rear lot line construction for new areas will only be permitted where there are paved alleys or other permanent roadways that are truck accessible.

The Electric Utility reserves the right to select or approve the route for construction of an Extension to serve an Applicant. In all cases infrastructure will be constructed in areas which, in the Electric Utility's sole determination, will permit ready access from public roads for personnel and equipment required for construction, operation, and maintenance purposes. Should the Applicant request a route differing from the one selected by the Electric Utility and if such route is acceptable to the Electric Utility, the route requested may be used provided the Applicant pays for all costs.

The Electric Utility may require additional clearance and access easements to ensure accessibility to maintain the infrastructure safely.

The customer must grant the City an easement on the City's standard easement form approved by the City Attorney. The Applicant grants the Electric Utility easement rights and acquires all necessary easements from adjacent landowners on a form acceptable to the Electric Utility for its facilities. All costs and expenses, if any, related to the acquisition of easements to serve the Applicant will be the responsibility of the Applicant, including the Electric Utility's costs and

expenses if the Electric Utility participates in the acquisition of the easements through condemnation proceedings; All **Easement Agreements** must be final and executed prior to the commencement of any work or construction by the Electric Utility.

The Electric Utility requires that customers adhere to the provisions of the applicable NEC, NESC, City of Georgetown Code and the Utility's construction specifications and Design Criteria Manual at the time of installation. All installations on the utility side of the point of service must be installed according to the Utility's construction standards, which contain the applicable construction standard for each installation. The electric infrastructure shall be designed, installed, and maintained in compliance with Section 13.06 of the Unified Development Code.

Where feasible, the Electric Utility will temporarily (or permanently) relocate distribution infrastructure at the Customer's expense. Relocation of distribution lines and associated equipment is performed pursuant to utility needs and operations, not at the request of a property owner/customer/developer, such as for the purpose of space or convenience. Electric Utility will not, at a property owner's request, temporarily or permanently relocate distribution lines from being on or adjacent to one property to being on or adjacent to another property without written consent of the property owner to which the distribution lines would be relocated adjacent to. Obtaining this written consent and easement is the responsibility of the property owner making the request.

Customers may request the removal of the Electric Utility owned facilities/infrastructure that are no longer in service; however, these facilities may be removed at the sole discretion of the Electric Utility, taking into account the current or future usefulness of the infrastructure. If deemed appropriate, the facilities may be removed at cost to the **Customer**.

If a **Developer** requests a modification to an existing development or **Subdivision** for the purpose of changing its present configuration or load requirements, the **Developer** shall be required to pay all costs required to accommodate the changes.

Any **Customer** requesting changes to existing Electric Utility's facilities will pay the full costs including but not limited to engineering studies, construction, relocation and removal of infrastructure as **CIAC**.

The Electric Utility will exercise prudent judgement in determining the conditions under which a specific line extension will be made for an Applicant with a load greater than 10 MW. This may include, but is not limited to, CIAC, contract minimums, service specifications, and/or other contract terms, arrangements, or conditions deemed reasonable by the City.

Primary Voltage Service:

A customer can request a primary level service wherein the Electric Utility is delivering service to the service location at primary level voltage at the Applicant's Service location. The following requirements will apply:

- The Applicant will procure, at the sole expense of the Applicant, all facilities and equipment, including but not limited to transformers, poles, and conductors required to take electric service at primary level voltage as required by the Electric Utility's most current design standards and specifications.
- The Applicant owns and maintains all facilities located beyond the Point of Interconnection and the Electric Utility will not perform work at any point past the Point of Interconnection.

- The costs for any upgrade, addition, or change in configuration to existing customer-owned or Electric Utility's Facilities will be at the sole expense of the Applicant and in accordance with the Electric Utility's policies and rate ordinances. This includes upgrades, additions, or changes required by Electric Utility to maintain the Electric Utility's Delivery System and to continue to provide service at primary level voltage.
- All customer-owned facilities must be tagged and visually identified as property of the customer.
- The Applicant must agree to provide an as-built facilities sheet to the Electric Utility within thirty (30) days of completed construction.
- The Applicant must agree to notify the Electric Utility in writing of any new load and/or facilities additions for the Electric Utility to assess existing facilities capacity and conduct any engineering studies required to serve the new load.
- All Customer-owned installations must be in accordance with the latest version of National Electric Safety Code (NESC) and NEC standards.
- The Electric Utility reserves the right to deny Primary Level Service to an Applicant if the Electric Utility in its sole discretion determines such service may have an adverse impact on the Electric Utility's Delivery System or service provided to other customers.

Version History:

1. Original Version: March 24, 2020
2. Update #1: July 27, 2021
3. Update #2: February 22, 2022
4. Update #3: January 24, 2023
5. Update #4: September 12, 2023.
6. Update #5: February 27, 2024
7. Update #6: June 10, 2025
8. Update #7October 28, 2025
9. Update #8 (this update): May 26, 2026

ELECTRIC LINE EXTENSION & METER CONNECT POLICY

- Proposed Changes

Alex Spinn | *Electric Engineering Design Supervisor*

May 2026

GEORGETOWN TEXAS

POLICY BACKGROUND

1. Initial policy was adopted on March 24, 2020, and is updated annually
2. Outlines the cost recovery process for new electric infrastructure additions/upgrades/replacements and retirements driven by customer requests
3. Cost recovery through the line extension policy is important, if not, these costs have to be recovered through retail rates
4. Any proposed changes in per dwelling costs (single family and multi-family) greater than 5% shall be approved by the City of Georgetown's City Council
5. The policy should be updated at least annually

ANNUAL COST REVIEW

Annual review of all input costs that impact the line extension fees includes:

1. Labor rates (salaries and benefits of employees and contract labor)
2. Fleet & equipment costs (ex: cost for use of bucket trucks)
3. Material costs
4. Contract engineering costs
5. Contingency factor based on historical material pricing changes (last 12 months)
6. Inflation and tariff factors
7. Labor hours and material quantities within each assembly unit will be evaluated every 3 years (FY26 updates includes this review)

COST REVIEW SUMMARY FOR FY2026

1. Internal labor rates went up 5%. This year we included contract labor rates to create a blended labor rate (internal and contract)
2. Fleet costs decreased (due to moving to an internally based calculation)
3. Material costs changes vary, some decreasing and some increasing
4. Contract engineering costs remained the same
5. Contingency factor based on historical material price changes kept at 5%
6. Inflation factor kept at 0%*
7. Tariff factor kept at 0%*

*These are subject to change in the future

Plant Investment Fee (PIF)

1. The PIF was created in 2024 to better recover electric system capacity access costs by all customer classes. The PIF rate ($/kW) is informed by on going capacity expansion projects.
2. The PIF helped the utility better recover capacity access costs from Very Large C&I customers.
3. City Council and the Electric Board's recommendation in 2025 was to explore a methodology that better reflects cost causation.
4. In FY 2026 we are completing voltage conversion capital projects that were originally scheduled for '26-'28. This freed up system capacity that allows to continue meeting the growing demand.
5. To guarantee recovery of these project costs once completed, the 2026 PIF establishes the minimum baseline for all Plant Investment Fees through 2028; fees may be adjusted upward but not reduced below this threshold.

FY2026 NOTABLE PIF CHANGES

1. Plant Investment Fee updates
   a) PIF calculation expanded
      i. Added labor for power transformer installation
      ii. Added voltage conversion costs
      iii. Accounting for all power transformers needed through 2028
      iv. Updated max power transformer loading value
2. The Plant Investment Fee is assessed on a tiered structure proportional to a customer's demand on the system. Customers with greater capacity requirements place a higher burden on infrastructure and are therefore assessed a higher fee, ensuring that cost responsibility is equitably distributed in relation to each customer's proportionate use of and impact on the system.
3. To guarantee recovery of voltage conversion project costs once completed, the 2026 PIF establishes the minimum baseline for all Plant Investment Fees through 2028; fees may be adjusted upward but not reduced below this threshold.

FY2026 RECOMMENDED PIF CHANGES

Plant Investment Fee Changes			
Service Type	**2025 (existing)**	**2026 (proposed)**	**Changes**
Base Plant Investment Fee	$326.61	$572.00	$245.39
Adjusted Plant Investment Fee	$273.10	$526.00	$252.9

Customer Service Type PIF Changes			
Service Type	**2025 (existing)**	**2026 (proposed)**	**Changes**
Single Family PIF	$408.26	$714.00	$305.74
Multi-Family PIF	$244.96	$429.00	$184.04
School Service	In 2025 the PIF was not applied based on service type the following was used: PIF= Diversified load* x 50% x $326.61 rate	$ 286 / kW	-
Municipal Service		$ 286 / kW	-
Municipal Water and Wastewater Pumping		$ 572 / kW	-
Large General Service		$ 286 / kW	
Commercial & Industrial		$ 429 / kW	-
Large Commercial & Industrial		$ 572 / kW	-
Very Large Commercial & Industrial		$ 572 / kW	-
Electrical Vehicle Charging Service		$ 572 / kW	

*Diversified Load = Customer Requested Load * Diversification Factor

FY2026 OTHER NOTABLE CHANGES

1. Impact of AMI project: The new AMI replacement project is slated for ‘27-’29
   a) AMI infrastructure fee increased to account for AMI CIP project
   b) Meter connect fees decreased due to lower prices on meters with new vendor
2. Other changes
   a) Moving to internally calculated fleet and equipment rates (previously used Federal / FEMA rates)
   b) Crew rate calculation now takes contractor crew rates into consideration

FY2026 RECOMMENDED FEE CHANGES –
Dwelling Unit Fees

Per Dwelling Unit Changes			
Service Type	**2025 (existing)**	**2026 (proposed)**	**Changes**
Single Family	$4,460	$4,151	$(309)
Multi-Family	$1,100	$1,018	$(82)

1. Single Family cost per unit decrease is driven by
   a) PIF portion of the fee has been pulled out and is now treated as its own fee. ($714 / Dwelling Unit)
   b) Decreased fleet and equipment rates
2. Multi-family cost per unit decrease is driven by
   a) PIF portion of the fee is now treated as its own fee ($429 / Dwelling Unit)
   b) Decreased fleet and equipment rates

FY2026 RECOMMENDED FEE CHANGES –
Application Fees

Line Extension Application Fee Changes			
Service Type	**2025 (existing)**	**2026 (proposed)**	**Changes**
Single Family Service and upgrades/ Commercial Tenant Finish Out	$500	$431	$(69)
Residential Subdivision Developments	$8,800	$9,312	$512
Multi-family Developments	$8,800	$9,312	$512
Service requests for any service type up to 1 Megawatt (MW) of connected load	$8,800	$9,312	$512
Service requests greater than 1 MW up to less than 10 MW of connected load rounded up to the nearest MW for each MW above the initial 1 MW	$8,800 for initial MW + $4,400/MW	$9,312 for initial MW + $4,656/MW	$512 for initial MW, $256/MW
Service requests 10 MW up to less than 50 MW of connected load rounded up to the nearest MW for each MW above the initial 1 MW or other service requests which require an Energy Service Agreement as determined by the Electric Utility.	$8,800 for initial MW + $4,400/MW + $50,000 for legal and project management costs	$9,312 for initial MW + $4,656/MW + $56,400 for legal and project management costs	$512 for initial MW, $256/MW, $6,400 legal/project mgmt
All other requests	At cost, to be provided by the Electric Utility	At cost, to be provided by the Electric Utility	-

1. Fee increases driven from increased costs of contractor labor and legal fees
   a) Exception on single family service/commercial tenant finish out, which decreased due to re-evaluation of internal labor and decreased fleet rates

FY2026 RECOMMENDED POLICY CHANGES

1. Establish a PIF by service type
2. Further clarifications made for inactive line extension applications
3. Details on redundant feed requirements added
4. Establish a standard on how policy updates will affect existing cost estimates

STAFF RECOMMENDATION

1. Staff recommends accepting the line extension policy and fee change proposal.
2. The recommended changes will enable Georgetown Electric to recover all the costs associated with line extensions, especially related to Very Large Commercial & Industrial customers.
3. Reviewed with Electric Board on May 21, 2026
4. If accepted, the new changes will be effective July 1, 2026

Docusign Envelope ID: 2B34EB89-4697-8B47-8023-E5D8CF73FB6E

SECTION 005243
SPECIAL SERVICES AGREEMENT

THIS AGREEMENT is by and between the City of Georgetown, Texas, a home-rule city and municipal corporation with principal offices located at 808 Martin Luther King, Jr. St., Georgetown, Williamson County, Texas 78626 (Owner) and Filmtec Corporation authorized to do business in Texas, acting by and through its duly authorized representative, ("Membrane System Supplier", hereafter referred to as "MFSS"). Owner and MFSS may jointly be referred to as Parties.

Owner and MFSS, in consideration of the mutual covenants hereinafter set forth, hereby agree as follows:

ARTICLE 1 – WORK

1.01 MFSS shall provide Special Services as specified or indicated in the Proposal Documents. The Special Services to be furnished are described in Section 011000 – Summary.

1.02 MFSS shall attend progress design meetings as required by the Owner. MFSS shall provide all necessary project documents required by the Engineer for design of the membrane system as part of the Three Forks WRF project and the Northlands WRF project, together called Project for this agreement.

ARTICLE 2 – THE PROJECT

2.01 The Project for which the Work under the Special Services may be the whole or only a part is generally described as follows: Three Forks WRF and Northlands WRF – Membrane Filtration System.

2.02 The MFSS shall provide project design documentation, shop drawings, 3-D design file and assistance to the Engineer in the design of the membrane system and shall attend progress design meetings.

2.03 The Owner shall execute the Agreement and administer the Contract for the Special Services associated with the Membrane System design and preparation of Shop Drawings and other Submittals required for the Project.

ARTICLE 3 – ENGINEER

3.01 Project No. PRJ000259 has been designed by: CDM Smith and Project No. PRJ000370 has been designed by Freese and Nichols, Inc. together called "Engineer", which is to act as Owner's representative, assume all duties and responsibilities, and have the rights and authority assigned to Engineer in the Proposal Documents in connection with the completion of the Work in accordance with the Proposal Documents.

Docusign Envelope ID: 2B34EB89-4697-8B47-8023-E5D8CF73FB6E

ARTICLE 4 – CONTRACT TIMES

4.01 *Time of the Essence*

A. All time limits for Milestones and the furnishing of Special Services as stated in the Proposal Documents are of the essence of the Agreement.

4.02 *Days to Achieve Substantial Completion and Final Payment*

A. All Shop Drawings required by the *Proposal* Documents shall be submitted to the Owner for Engineer's review and approval in accordance with Division 01 – *Submittals,* and the following schedule.

1. The MFSS shall have submitted to the Engineer all Shop Drawings associated with the First Shop Drawing Submittal as described in Paragraph 4.03.A.1 below within 60 calendar days after the Notice of Proceed.

2. The MFSS shall have submitted to the Engineer all Shop Drawings associated with the Second Shop Drawing Submittal as described in Paragraph 4.3.A.1 below within 90 calendar days after the Notice of Proceed.

4.03 Project Milestones for Special Services

A. The furnishing of Special Services to the Owner and Engineer will commence upon the execution of the Agreement between the Owner and the MFSS. The MFSS shall provide all Special Services required by the Proposal Documents based upon the following milestones.

1. Upon execution of the Agreement, the MFSS will begin to provide Special Services required for Shop Drawings and Samples.

   a. The First Submittal shall include P&IDs and layouts for the membrane filtration system, with shop drawings and 3-D design file (.stp) for the major equipment (membrane components, blowers, compressors and air receivers, and all pumps), as defined in the specifications and electrical loads.

   b. The Second Submittal shall include shop drawings for all remaining equipment and facilities as defined in the equipment specifications, including design calculations, piping connections and layouts, equipment and piping materials and process instrumentation and controls.

   c. Refer to Membrane Technical Specifications included in Division 46 for other submittal requirements

2. MFSS shall participate in up to four (4) three-hour virtual progress design meetings and one (1) six-hour on-site meeting in Georgetown and provide assistance to Engineer during design of the Membrane System.

3. All submittals shall be in accordance with Section 013300 – Submittals.

Docusign Envelope ID: 2B34EB89-4697-8B47-8023-E5D8CF73FB6E

4.04 *Liquidated Damages*

A. MFSS and Owner recognize that time is of the essence as stated in Paragraph 4.01 above and that Owner will suffer financial loss if the Work is not completed within the times specified in Paragraph 4.02 above, plus any extensions thereof allowed in accordance with Article 12 of the General Conditions. Should MFSS fail to complete the Work within this time, the Owner may retain liquidated damages in accordance with this Agreement. Liquidated Damages set forth in this Article 4 shall constitute the Owner's sole and exclusive remedy for delay by MFSS in achieving any Milestones or dates for the delivery of Goods or furnishing of Special Services. In no event shall MFSS be required to pay liquidated damages to the extent that the payment of such damages would allow the aggregate of all such damages paid to exceed the Agreement Price. It is understood that the foregoing limitation is a subset of and not in addition to the limitation of liability set forth in Article 4 of this Agreement.

B. MFSS agrees to pay the Owner liquidated damages in the amount of one thousand dollars ($1,000.00) per calendar day that expires after the contract times or dates specified for the furnishing of Special Services in Article 4 of this Agreement.

C. The liquidated damages are not a penalty but represent the fixed costs associated with the Owner's administrative fees and costs incurred by the Owner 's inability to place all of portions of this project into service within the time stipulated in the Agreement. The payment of liquidated damages shall not, however, prevent the Owner from pursuing non-monetary remedies for breach of contract or other claims for breach of contract not relating to failure to achieve final completion.

D. By execution of this Agreement, Owner and MFSS expressly agree that these liquidated damage amounts are reasonable under the circumstances existing at the time this Agreement is executed.

ARTICLE 5 – CONTRACT PRICE

5.01 Owner shall pay MFSS for completion of the Work in accordance with the *Proposal* Documents an amount in current funds equal One Hundred Fifty Thousand Dollas ($150,000.00) for each project for a total of Three Hundred Thousand Dollars ($300,000.00) total for this Proposal. Contract price must be adjusted by amendments or change orders duly authorized by the Parties.

A. For all Work, at the prices stated in MFSS's Proposal, attached hereto as an exhibit.

5.02 Owner agrees to pay MFSS from available funds for satisfactory performance of this Agreement in accordance with Proposal Documents, and Owner agrees to make payment on account thereof as provided in the Proposal Documents. Lack of funds shall render this Agreement null and void to the extent funds are not available.

Docusign Envelope ID: 2B34EB89-4697-8B47-8023-E5D8CF73FB6E

ARTICLE 6 – PAYMENT PROCEDURES

6.01 *Measurement and Payment*

A. Work associated with this Item is considered subsidiary to the various items bid. No separate payment will be allowed for this Item.

B. Progress Payments: The Owner will make progress payments on account of the Agreement Price on the basis of MFSS's Applications for Payment as follows for each Project separately:

1. The Owner shall provide a payment of eighty thousand dollars ($80,000) for Special Services for approval of MFSS's First Shop Drawing Submittal.

2. The Owner shall provide a payment of seventy thousand dollars ($70,000) for Special Services for approval of MFSS's Second Shop Drawing Submittal.

ARTICLE 7 – INTEREST

7.01 All moneys not paid when due as provided in Article 14 of the General Conditions shall bear interest as provided in Tex. Gov. Code Chapter 2251.

ARTICLE 8 – MFSS'S REPRESENTATIONS

8.01 In order to induce Owner to enter into this Agreement, MFSS makes the following representations:

A. MFSS has examined and carefully studied the Proposal Documents and the other related data identified in the Proposal Documents.

B. MFSS understands that this project is a greenfield site and thus no Site Visit is applicable.

C. MFSS is familiar with and is satisfied as to all federal, state, and local Laws and Regulations that may affect cost, progress, and performance of the Work.

D. MFSS does not consider that further examinations, investigations, explorations, tests, studies, or data are necessary for the performance of the Work at the Contract Price, within the Contract Times, and in accordance with the other terms and conditions of the Proposal Documents.

E. MFSS is aware of the general nature of work to be performed by Owner and others at the Site that relates to the Work as indicated in the Proposal Documents.

F. MFSS has given Engineer written notice of all conflicts, errors, ambiguities, or discrepancies that MFSS has discovered in the Proposal Documents, and the written resolution thereof by Engineer is acceptable to MFSS.

G. The Proposal Documents are generally sufficient to indicate and convey understanding of all terms and conditions for performance and furnishing of the Work.

Docusign Envelope ID: 2B34EB89-4697-8B47-8023-E5D8CF73FB6E

ARTICLE 9 – AGREEMENT DOCUMENTS

9.01 *Contents*

A. The Agreement Documents consist of the following:

1. Proposal Form.
2. This Agreement (pages 1 to 14, inclusive).
3. Proposal bonds (pages, 1 to 2, inclusive).
4. Certificate of Insurance
5. Form 1295.
6. Specifications as listed in the table of contents of the Proposal Documents.
7. Addenda.
8. Exhibits to this Agreement (enumerated as follows):
   a. MFSS's Proposal (pages 1 to 399, inclusive).
   b. Documentation submitted by MFSS prior to Notice of Award (pages _____ to _____, inclusive).
9. The following which may be delivered or issued on or after the Effective Date of the Agreement and are not attached hereto:
   a. Notice to Proceed.
   b. Work Change Directives.
   c. Change Orders.

B. The documents listed in Paragraph 9.01.A are attached to this Agreement (except as expressly noted otherwise above).

C. There are no Proposal Documents other than those listed above in this Article 9.

D. If necessary, the Proposal Documents may only be amended, modified, or supplemented as provided in Paragraph 3.04 of the General Conditions.

E. To the extent of any direct conflict or inconsistency between any of the Proposal Documents, the MFSS shall immediately seek clarification from the Engineer and notify the Owner that clarification has been requested. The Engineer shall clarify such discrepancy, within a reasonable time under the circumstances.

Docusign Envelope ID: 2B34EB89-4697-8B47-8023-E5D8CF73FB6E

ARTICLE 10 – MISCELLANEOUS

10.01 *Terms*

A. Terms used in this Agreement will have the meanings stated in the General Conditions and the Supplementary Conditions.

10.02 *Assignment of Contract*

A. Neither party shall assign all or any part of this Agreement without the prior written consent of the other.

10.03 *Successors and Assigns*

A. Owner and MFSS each binds itself, its partners, successors, assigns, and legal representatives to the other party hereto, its partners, successors, assigns, and legal representatives in respect to all covenants, agreements, and obligations contained in the Proposal Documents.

10.04 *Severability*

A. Any provision or part of the Proposal Documents held to be void or unenforceable under any Law or Regulation shall be deemed stricken, and all remaining provisions shall continue to be valid and binding upon Owner and MFSS, who agree that the Proposal Documents shall be reformed to replace such stricken provision or part thereof with a valid and enforceable provision that comes as close as possible to expressing the intention of the stricken provision.

10.05 *MFSS's Certifications*

A. MFSS certifies that it has not engaged in corrupt, fraudulent, collusive, or coercive practices in competing for or in executing the Contract. For the purposes of this Paragraph 10.05:

1. "corrupt practice" means the offering, giving, receiving, or soliciting of any thing of value likely to influence the action of a public official in the bidding process or in the Contract execution;

2. "fraudulent practice" means an intentional misrepresentation of facts made (a) to influence the bidding process or the execution of the Contract to the detriment of Owner, (b) to establish Bid or Contract prices at artificial non-competitive levels, or (c) to deprive Owner of the benefits of free and open competition;

3. "collusive practice" means a scheme or arrangement between two or more Bidders, with or without the knowledge of Owner, a purpose of which is to establish Bid prices at artificial, non-competitive levels; and

4. "coercive practice" means harming or threatening to harm, directly or indirectly, persons or their property to influence their participation in the bidding process or affect the execution of the Contract.

10.06 *Waiver of Breach*

A. Waiver of any breach of this Agreement shall not constitute waiver of any subsequent breach.

10.07 *Indemnification*

A. MFSS covenants and agrees to indemnify, hold harmless and defend, at its own *expense, the city, its officers, servants and employees, from and against any and all claims arising out of, or alleged to arise out of, the work and services to be performed by the MFSS, its officers, agents, employees, subcontractors, licenses or invitees under this contract. This indemnity provision is intended to include, without limitation, indemnity for costs, expenses and legal fees incurred by the city in defending against* such claims and causes of actions.

B. MFSS covenants and agrees to indemnify and hold harmless, at its own expense, the city, its officers, servants and employees, from and against any and all loss, damage or destruction of property of the city, arising out of, or alleged to arise out of, the work and services to be performed by the MFSS, its officers, agents, employees, subcontractors, licensees or invitees under this contract.

C. Limitation on MFSS's Obligation to Indemnify MGSS's obligation to indemnify as set forth in Articles 6.1 and 6.2 is subject to the following exceptions and conditions:

1. MFSS will not be obligated to indemnify any other party for that party's own negligence or fault, regardless of nature or degree; and

2. If a judgement, claim, loss, or expense occurs that is the result of the concurrent fault of multiple parties, each party will only be responsible for its own proportionate share of the fault.

10.08 *MFSS Insurance*

A. Insurance coverage and limits:

MFSS shall provide to the City certificate(s) of insurance documenting policies of the following coverage at minimum limits that are to be in effect prior to commencement of work on the Project:

Commercial General Liability
$1,000,000 each occurrence
$2,000,000 aggregate

Automobile Liability
$1,000,000 each accident on a combined single limit
or
$250,000 Property Damage
$500,000 Bodily Injury per person per occurrence

A commercial business policy shall provide coverage on "Any Auto", defined as autos

Docusign Envelope ID: 2B34EB89-4697-8B47-8023-E5D8CF73FB6E

owned, hired and non-owned when said vehicle is used in the course of the PROJECT.

Worker's Compensation
Coverage A: Statutory limits
Coverage B: Employer's Liability
$100,000 each accident
$500,000 disease - policy limit
$100,000 disease - each employee

Professional Liability
$1,000,000 each claim
$2,000,000 aggregate

Professional liability shall be written on a claims-made basis and shall contain a retroactive date prior to the date of the contract or the first date of services to be performed, whichever is earlier. Coverage shall be maintained for a period of 5 years following the completion of the contract. An annual certificate of insurance specifically referencing this project shall be submitted to the City for each year following completion of the contract.

B. Certificates of insurance evidencing that the MFSS has obtained all required insurance shall be delivered to the Owner prior to MFSS proceeding with the Project.
   1. Applicable policies shall be endorsed to name the City an Additional Insured thereon, as its interests may appear. The term Owner shall include its employees, officers, officials, agents, and volunteers as respects the contracted services.
   2. Certificate(s) of insurance shall document that insurance coverage specified in this agreement are provided under applicable policies documented thereon.
   3. Any failure on part of the Owner to request required insurance documentation shall not constitute a waiver of the insurance requirements.
   4. A minimum of forty-five (45) days' notice of cancellation or material change in coverage shall be provided to the Owner. A ten (10) days notice shall be acceptable in the event of non-payment of premium. Such items shall be endorsed onto MFSS's insurance policies. Notice shall be sent to Chelsea Solomon, Director, City of Georgetown Water Utilities, 300-1 Industrial Ave, Georgetown, Texas 76626.
   5. Insurers for all policies must be authorized to do business in the State of Texas and have an insurance rating of A: VII in the current A.M. Best Key Rating Guide or have reasonably equivalent financial strength and solvency to the satisfaction of Risk Management.
   6. Deductible limits, or self-insured retentions, affecting insurance required herein shall be acceptable to the Owner in its sole discretion; and, in lieu of traditional insurance, any alternative coverage maintained through insurance pools or risk retention groups must be also approved. Dedicated financial resources or letters of credit may also be acceptable to the Owner.
   7. Applicable policies shall each be endorsed with a waiver of subrogation in favor of the Owner as respects the Project.
   8. The Owner shall be entitled, upon its request and without incurring expense, to review the MFSS 's insurance policies including endorsements thereto and, at the Owner's discretion, the MFSS may be required to provide proof of insurance premium payments.

Docusign Envelope ID: 2B34EB89-4697-8B47-8023-E5D8CF73FB6E

9. The Commercial General Liability insurance policy shall have no exclusions by endorsements unless the Owner approves such exclusions in writing.
10. For all lines of coverage underwritten on a claims-made basis, other than Professional Liability, the retroactive date shall be coincident with or prior to the date of the contractual agreement. The certificate of insurance shall state both the retroactive date and that the coverage is claims-made.
11. The OWNER shall not be responsible for the direct payment of any insurance premiums required by this agreement and all insurance required in this section, with the exception of Professional Liability, shall be written on an occurrence basis.
12. Sub consultants and subcontractors to/of the MFSS shall be required by the MFSS to maintain the same or reasonably equivalent insurance coverage as required for the MFSS. When sub consultants/subcontractors maintain insurance coverage, MFSS shall provide OWNER with documentation thereof on a certificate of insurance.

10.09 *General Legal Provisions*

A. Authorization to Proceed: MFSS shall be authorized to proceed with this Agreement upon receipt of a written Notice to Proceed from the Owner.
B. Reuse of Project Documents: All designs, drawings, specifications, documents, and other work products of the MFSS, whether in hard copy or in electronic form, are instruments of service for this Project, whether the Project is completed or not. Reuse, change, or alteration by the Owner or by others acting through or on behalf of the Owner of any such instruments of service without the written permission of the MFSS will be at the Owner's sole risk. The Owner shall own the final designs, drawings, specifications and document.
C. Force Majeure
   1. The MFSS is not responsible for damages or delay in performance caused by acts of God, strikes, lockouts, accidents, or other events beyond the control of the MFSS.
   2. The parties agree that force majeure events such as extreme weather or other act of God, strike or other labor shortage, fire , accident, war or civil disturbance, act of government, pandemic, delay of carriers, failure of normal sources of supply, complete or partial shutdown of a plant by reason of inability to attain sufficient raw materials or power, and/or similar contingency beyond the reasonable control of either party shall i) not give rise to delay damages (regardless of whether such delay may have been foreseeable), and (ii) allow pricing to be equitably adjusted.

10.10 *Termination*

A. This Agreement may be terminated only by the Owner for convenience on 30 days' written notice. This Agreement may be terminated by either the Owner or the MFSS for cause if either party fails substantially to perform through no fault of the other and does not commence correction of such nonperformance with 5 days of written notice and diligently complete the correction thereafter.
B. If this Agreement is terminated for the convenience of the Owner, the MFSS will be paid for work prior to termination and termination expenses as follows:
   1. Cost of reproduction of partial or complete studies, plans, specifications or other forms of MFSS’s work product;
   2. Out-of-pocket expenses for purchasing storage containers, microfilm, electronic data files, and other data storage supplies or services;

Docusign Envelope ID: 2B34EB89-4697-8B47-8023-E5D8CF73FB6E

3. The time requirements for the MFSS's personnel to document the work underway at the time the Owner's termination for convenience so that the work effort is suitable for long time storage.

C. Prior to proceeding with termination services, the MFSS will submit to the Owner an itemized statement of all termination expenses. The Owner's approval will be obtained in writing prior to proceeding with termination services.

10.11 Suspension, Delay, or Interruption of Work: The Owner may suspend, delay, or interrupt the services of the MFSS for the convenience of the Owner In the event of such suspension, delay, or interruption, an equitable adjustment in the Project 's schedule, commitment and cost of the MFSS 's personnel and subcontractors, and MLSS compensation will be made.

10.12 Assignment: Neither party shall assign all or any part of this Agreement without the prior written consent of the other.

10.13 Interpretation: Limitations on liability and indemnities in this Agreement are business understandings between the parties and shall apply to all the different theories of recovery, including breach of contract or warranty, toil including negligence, strict or statutory liability, or any other cause of action, except for willful misconduct or gross negligence for limitations of liability and sole negligence for indemnification. Parties mean the Owner and the MFSS, and their officers, employees, agents, and subcontractors.

10.14 Jurisdiction: The law of the State of Texas shall govern the validity of this Agreement, its interpretation and performance, and any other claims related to it. The venue for any litigation related to this Agreement shall be Williamson County, Texas.

10.15 *Alternate Dispute Resolution*

A. All claims, disputes, and other matters in question between the City and MFSS arising out of, or in connection with this Agreement or' the Project, or any breach of any obligation or duty of City or MFSS hereunder, will be submitted to mediation. If mediation is unsuccessful, the claim, dispute or other matter in question shall be submitted to arbitration if both parties acting reasonably agree that the amount of the dispute is likely to be less than $50,000, exclusive of attorney's fees, costs and expenses. Arbitration shall be in accordance with the Construction Industry Arbitration Rules of the American Arbitration Association or other applicable rules of the Association then in effect. Any award rendered by the arbitrators less than $50,000, exclusive of attorney's fees, costs and expenses, will be final, judgment may be entered thereon in any court having jurisdiction, and will not be subject to appeal or modification except to the extent permitted by Sections 10 and 11 of the Federal Arbitration Act (9 U.S.C. Sections 10 and 11).

B. Any award greater than $50,000, exclusive of attorney's fees, costs and expenses, may be litigated by either party on a de novo basis. The award shall become final ninety (90) days from the date same is issued. If litigation is filed by either party within said ninety (90) day period, the award shall become null and void and shall not be used by either party for any purpose in the litigation.

Docusign Envelope ID: 2B34EB89-4697-8B47-8023-E5D8CF73FB6E

10.16 Severability and Survival: If any of the provisions contained in this Agreement are held for any reason to be invalid, illegal, or unenforceable in any respect, such invalidity, illegality, or unenforceability will not affect any other provision, and this Agreement shall be construed as if such invalid, illegal, or unenforceable provision had never been contained herein.

10.17 Observe and Comply: MFSS shall at all times observe and comply with all federal and State laws and regulations and with all Owner ordinances and regulations which in any way affect this Agreement and the work hereunder, and shall observe and comply with all orders, laws ordinances and regulations which may exist or may be enacted later by governing bodies having jurisdiction or authority for such enactment. No plea of misunderstanding or ignorance thereof shall be considered. MFSS agrees to defend, indemnify and hold harmless Owner and all of its officers, agents and employees from and against all claims or liability arising out of the violation of any such order, law, ordinance, or regulation, whether it be by itself or its employees.

10.18 Governing Law and Venue: This Agreement, including all of the Proposal Documents is performable in the State of Texas. Venue shall be Williamson County, Texas.

10.19 Authority to Sign: MFSS shall attach evidence of authority to sign Agreement if signed by someone other than the duly authorized signatory of the MFSS.

10.20 Non-appropriation of Funds: In the event no funds or insufficient funds are appropriated by City in any fiscal period for any payments due hereunder, City will notify Vendor of such occurrence and this Agreement shall terminate on the last day of the fiscal period for which appropriations were received without penalty or expense to City of any kind whatsoever, except as to the portions of the payments herein agreed upon for which funds have been appropriated.

10.21 No Third Party Beneficiaries: This Agreement gives no rights or benefits to anyone other than the Owner and the MFSS and there are no third-party beneficiaries.

10.22 No Cause of Action Against Engineer: MFSS, its subcontractors and equipment and materials suppliers on the PROJECT or their sureties, shall maintain no direct action against the Engineer, its officers, employees, and subcontractors, for any claim arising out of, in connection with, or resulting from the special services performed. Only the Owner will be the beneficiary of any undertaking by the Engineer. The presence or duties of the Engineer's personnel at a construction site, whether as on-site representatives or otherwise, do not make the Engineer or its personnel in any way responsible for those duties that belong to the Owner and/or the Owner's construction contractors or other entities, and do not relieve the construction contractors or any other entity of their obligations, duties, and responsibilities, including, but not limited to, all construction methods, means, techniques, sequences, and procedures necessary for coordinating and completing all portions of the construction work in accordance with the Proposal Documents and any health or safety precautions required by such construction work. The Engineer and its personnel have no authority to exercise any control over any construction contractor or other entity or their employees in connection with their work or any health or safety precautions.

10.23 MFSS's Total Limitation of Liability: Notwithstanding any other provisions of the Proposal Documents, the MFSS's total liability arising at any time under any of the Proposal Documents or otherwise in connection with completing the Contract (whether arising under breach of contract,

Docusign Envelope ID: 2B34EB89-4697-8B47-8023-E5D8CF73FB6E

tort, strict liability, or any other theory of law) shall not exceed 1.0 times the amount of the Total Contract Price of the Special Services Agreement.

IN WITNESS WHEREOF, Owner and MFSS have signed this Agreement. Counterparts have been delivered to Owner and MFSS. All portions of the Proposal Documents have been signed or have been identified by Owner and MFSS or on their behalf.

This Agreement will be effective on _____ (which is the Effective Date of the Agreement).

Owner:

City of Georgetown

By: _____

Title: Josh Schroeder, Mayor

MFSS

Filmtec Corporation

By: DocuSigned by: Thomas Lekeau 466E808C23C6478...

Title: Authorized Representative and GPLM

Attest: _____

Title: City Secretary

Address for giving notices:

808 Martin Luther King, Jr. St.

Georgetown, TX 78626

Address for giving notices:

Chestnut Run Plaza

974 Center Road

Wilmington, DE 19805

APPROVED AS TO FORM:

_____

City Attorney

Docusign Envelope ID: 2B34EB89-4697-8B47-8023-E5D8CF73FB6E

This page intentionally left blank.