



**CITY COUNCIL AGENDA
REGULAR MEETING
CITY OF HALF MOON BAY**

TUESDAY, JUNE 17, 2025

**HYBRID MEETING (SEE NEXT PAGE)
ADCOCK COMMUNITY CENTER
535 KELLY AVENUE
HALF MOON BAY, CA 94019**

**Robert Brownstone, Mayor
Debbie Ruddock, Vice Mayor
Patric Jonsson, Councilmember
Paul Nagengast, Councilmember
Deborah Penrose, Councilmember**

7:00 PM

This agenda contains a brief description of each item to be considered. Those wishing to address the City Council on any matter not listed on the Agenda, but within the jurisdiction of the City Council to resolve, may come forward to the podium during the Public Forum portion of the Agenda and will have a maximum of three minutes to discuss their item. Those wishing to speak on a Public Hearing matter will be called forward at the appropriate time during the Public Hearing consideration.

Please Note: Anyone wishing to present materials to the City Council, please submit seven copies to the City Clerk.

Copies of written documentation relating to each item of business on the Agenda are on file in the Office of the City Clerk at City Hall and the Half Moon Bay Library where they are available for public inspection. If requested, the agenda shall be available in appropriate alternative formats to persons with a disability, as required by Section 202 of the Americans with Disabilities Act of 1990 (42 U.S.C. Sec. 12132.) Information may be obtained by calling 650-726-8271.

In compliance with the Americans with Disabilities Act, special assistance for participation in this meeting can be obtained by contacting the City Clerk's Office at 650-726-8271. A 48-hour notification will enable the City to make reasonable accommodations to ensure accessibility to this meeting (28 CFR 35.102-35.104 ADA Title II).

<http://hmbcity.com/>

HYBRID MEETING PARTICIPATION PROTOCOLS

*This meeting will be held in-person and via Zoom for public participation. Remote participation is provided as a supplemental way to provide public comment, but this method does not always work. The public is encouraged to attend in person to ensure full participation. Public comments may be made in-person or remotely via Zoom, and interpretation will be available. All Councilmembers and staff will participate in person. During any public comment portions, attendees may use the "raise your hand" feature and will be called upon and unmuted when it is their turn to speak. The meeting will also be streamed on Channel 27, on pacificcoast.tv, and on Facebook at www.facebook.com/cityofhalfmoonbay. Please click to join the webinar: <https://us06web.zoom.us/j/87674804231> or join by phone at 669-900-9128, using Webinar ID 876-7480-4231. If joining by phone, use *9 to raise your hand, *6 to mute and unmute.*

ROLL CALL / PLEDGE OF ALLEGIANCE

APPROVAL OF AGENDA

PROCLAMATIONS AND PRESENTATIONS

NET PROGRAM GRADUATION

MIDCOAST COMMUNITY COUNCIL UPDATE

ONE SHORELINE PRESENTATION

HALF MOON BAY HISTORY ASSOCIATION PRESENTATION

MAYOR'S ANNOUNCEMENTS OF COMMUNITY ACTIVITIES AND COMMUNITY SERVICE

REPORT OUT FROM RECENT CLOSED SESSION MEETINGS

CITY MANAGER UPDATES TO COUNCIL

TOM COX RETIREMENT RECOGNITION

PUBLIC FORUM

1. CONSENT CALENDAR

1.A WAIVE READING OF RESOLUTIONS AND ORDINANCES

1.B WARRANTS FOR THE MONTH OF MAY 2025

Staff Recommendation: Accept the warrants list for the month of May 2025.

[STAFF REPORT](#)

[ATTACHMENT](#)

1.C APPROVAL OF MINUTES

Staff Recommendation: Approve the minutes from the May 6, 2025 Special and Regular City Council Meetings.

[ATTACHMENT](#)

1.D SENATE BILL 1 LOCAL STREETS AND ROAD IMPROVEMENT PROJECT LIST FY 2025-26

Staff Recommendation: Adopt a resolution approving the 2025 Pavement Management Project as the dedicated project for Road Maintenance and Rehabilitation Account (RMRA) Funding.

[STAFF REPORT](#)

[ATTACHMENT 1](#)

[ATTACHMENT 2](#)

1.E SALARY SCHEDULE FOR THE INTERNATIONAL UNION OF OPERATING ENGINEERS STATIONARY ENGINEERS LOCAL 39 AFL-CIO, REPRESENTED MANAGEMENT TEAM MEMBERS, CONFIDENTIAL, AND NON-REPRESENTED EMPLOYEES

Staff Recommendation: Adopt a resolution approving the FY 2025- 26 salary schedule representing a 3.0-percent increase to the base salary for the International Union of Operating Engineers Stationary Engineers Local 39 AFL-CIO, Represented Management Team Members, Confidential, and Non-Represented Employees, effective per the terms of the respective Memoranda of Understanding.

[STAFF REPORT](#)

[ATTACHMENT](#)

1.F ANNUAL RENEWAL OF COMMUNITY DEVELOPMENT AGREEMENTS

Staff Recommendation: Adopt resolutions authorizing the City Manager to execute professional service agreements through June 30, 2026, with: 1) 4LEAF, Inc. (4Leaf) for building plan check and inspection services in an amount not to exceed \$365,250; and 2) Metropolitan Planning Group (M-Group) for contract planning services in an amount not to exceed \$145,000.

[STAFF REPORT](#)

[ATTACHMENT 1](#)

[ATTACHMENT 2](#)

1.G AMENDMENT TO THE PROFESSIONAL SERVICES AGREEMENT WITH COMMUNITY PLANNING COLLABORATIVE FOR WORK ON THE SAFETY ELEMENT UPDATE

Staff Recommendation: Adopt a resolution authorizing the City Manager to execute an amendment of the Professional Services Agreement with Community Planning

Collaborative (CPC) to add \$30,000 for work on the Safety Element that began in July 2024 and will continue through March 2026.

[STAFF REPORT](#)

[ATTACHMENT](#)

1.H ANNUAL RENEWAL OF PUBLIC WORKS CONTRACTS

Staff Recommendation: Adopt resolutions authorizing the City Manager to execute professional service agreements with: 1) American Debris Box to provide portable toilet services Citywide in the amount of \$90,000; 2) Loral Landscaping for median maintenance in the amount of \$52,493; and 3) West Coast Arborists (WCA) for tree trimming and tree removal services in the amount of \$150,000.

[STAFF REPORT](#)

[ATTACHMENT 1](#)

[ATTACHMENT 2](#)

[ATTACHMENT 3](#)

1.I AMENDMENT NO. 1 TO CONTRACT WITH KARLA'S JANITORIAL, LLC. FOR JANITORIAL SERVICES

Staff Recommendation: Adopt a resolution authorizing the City Manager to execute Amendment No. 1 to the contract with Karla's Janitorial, LLC. for City-wide janitorial services in the amount of \$198,404.

[STAFF REPORT](#)

[ATTACHMENT](#)

1.J STONE PINE COVE BIOLOGICAL MONITORING AMENDMENT NO. 2

Staff Recommendation: Adopt a resolution authorizing the City Manager to execute Amendment No. 2 to the Professional Services Agreement with Sunset Ecological Solutions in the amount of \$16,524, for a total not-to-exceed contract amount of \$76,324, to provide continued biological monitoring during construction activities at the Stone Pine Cove Affordable Housing Project through June 2025.

[STAFF REPORT](#)

[ATTACHMENT 1](#)

[ATTACHMENT 2](#)

1.K AGREEMENT WITH ABUNDANT GRACE FOR THE COASTSIDE CLEAN TEAM PROGRAM

Staff Recommendation: Adopt a resolution authorizing the City Manager to execute a new program services agreement with Abundant Grace for coastal cleanup services in the amount of \$78,160 for FY 2025-26.

[STAFF REPORT](#)

[ATTACHMENT 1](#)

[ATTACHMENT 2](#)

2. ORDINANCES AND PUBLIC HEARINGS

None.

3. RESOLUTIONS AND STAFF REPORTS

3.A FISCAL YEAR 2025-26 RECOMMENDED OPERATING AND CAPITAL BUDGET

Staff Recommendation: Review the Recommended FY 2025-26 Budget document and adopt resolutions to: 1) Establish the GANN Appropriation Limit for FY 2025-26; and 2) Approve the City's Investment Policy; and 3) Adopt the FY 2025-26 Annual Operating and Capital Budget.

[STAFF REPORT](#)

[ATTACHMENT 1](#)

[ATTACHMENT 2](#)

[ATTACHMENT 3](#)

[ATTACHMENT 4](#)

3.B CITY COUNCIL PRIORITIES WORKPLAN FOR FY 2025-27

Staff Recommendation: Receive a report and provide direction on Council Priority Setting for FY 2025-26.

[STAFF REPORT](#)

[ATTACHMENT](#)

3.C HALF MOON BAY BICYCLE / PEDESTRIAN ADVISORY COMMITTEE BY-LAWS AND APPOINTMENTS

Staff Recommendation: Adopt a resolution approving changes to the Half Moon Bay Bicycle / Pedestrian Advisory Committee (BPAC) By-Laws and, by motion, make appointments to the Bicycle/Pedestrian Advisory Committee (BPAC) to fill scheduled vacancies.

[STAFF REPORT](#)

[ATTACHMENT 1](#)

[ATTACHMENT 2](#)

[ATTACHMENT 3](#)

COMMISSION / COMMITTEE UPDATES

FOR FUTURE DISCUSSION / POSSIBLE AGENDA ITEMS

CITY COUNCIL REPORTS

ADJOURNMENT

BUSINESS OF THE COUNCIL OF THE CITY OF HALF MOON BAY

AGENDA REPORT

For meeting of: **June 17, 2025**

TO: Honorable Mayor and City Council
VIA: Matthew Chidester, City Manager
From: Lisa Rossi, Administrative Services Director
TITLE: **WARRANTS FOR THE MONTH OF MAY 2025**

RECOMMENDATION:

Accept the warrants list for the month of May 2025.

STRATEGIC ELEMENT:

This recommendation supports the *Fiscal Sustainability* and *Inclusive Governance* Elements of the Strategic Plan.

DISCUSSION:

During this month, the City processed 6 check runs. The table below outlines each check run and their individual totals:

Check Run Date	Amount
May 01	149,216
May 04	23,906
May 08	125,635
May 15	536,468
May 22	816,383
May 29	200,936
Total	1,852,544

The City processed payments related to 12 capital improvement projects, in total amount of \$341,233.42. Highway 1 Safety - North, Poplar Complete Street, Carter Park, Eastside Parallel Trail Expansion, Pilarcitos Creek Restoration, LCP Implementation Project, Climate Action and Adaptation, Smith Field Site Assessment, Urban Forest Management Program, HVAC Repair, Seymour Ditch Erosion and Coastal Stabilization, and Streetscape Master Plan Implementation.

Staff has included a list of all vendors who received \$30,000 or more during this reporting period, as shown in the table below.

CITY OF HALF MOON BAY
VENDOR PAYMENTS EXCEEDING \$30,000
BY VENDOR AND FUNDING SOURCE

MAY 2025

Payee	General Fund	Other Funds	Description
4LEAF INC.*	50,416.27	16,422.09	ON-CALL BUILDING INSPECTION SERVICES; OTHER FUNDS FOR STONE PINE COVE
ALTA PLANNING & DESIGN	-	131,243.75	PACIFIC COAST BIKEWAY CONNECTIVITY NORTH PROJECT
COASTSIDE FIRE PROTECTION DISTRICT	-	36,331.00	PLAN REVIEW AND INSPECTION FEES FOR 47 UNITS AT STONE PINE COVE
EL CENTRO DE LIBERTAD	-	35,222.15	CARES PROGRAM OPERATOR
HALF MOON BAY GRADING & PAVING INC.	-	101,036.64	CONSTRUCTION FOR POPLAR STREET TRAFFIC CALMING PHASE 1
HDL SOFTWARE LLC	31,023.13	-	FY 2024/25 HDL TOT AND BUSINESS LICENSE MANAGEMENT
HMB COASTSIDE CHAMBER	20,834.00	29,419.08	FEB'25 BID IN CITY AND OCC; AND OPERATIONS MANAGEMENT FOR OCC
JOBTRAIN INC	-	64,787.57	JOB SEEKER WORKFORCE DEVELOPMENT PROGRAM SERVICES
MERCY HOUSING CALIFORNIA 110, LP	-	85,732.16	MERCY HOUSING 555 KELLY ARPA DRAW #8
SEWER AUTHORITY MID-COASTSIDE	-	489,531.98	SAM OPERATIONS AND MAINTENANCE FY 2024/25
SHUTE MIHALY & WEINBERGER LLP	234,269.86	3,264.39	CITY ATTORNEY SERVICES - GENERAL MATTERS AND OTHERS
SWCA INCORPORATED	4,542.50	106,418.21	ENVIRONMENTAL AND BIOLOGICAL SERVICES FOR MULTIPLE PROJECTS

**Payments are derived from charges for services performed by the City and are fully or partially reimbursed through fees collected*

ATTACHMENTS:

Attachment 1 - Check Disbursement List by Check Date

Report Criteria:

Report type: GL detail

4LEAF INC.				
56385	4LEAF INC.	05/08/2025	On-Call Building Official Services	10,560.00
56385	4LEAF INC.	05/08/2025	880 STONE PINE HOURS-KEITH	330.00
56385	4LEAF INC.	05/08/2025	On-Call Building Official Services	8,692.04
56385	4LEAF INC.	05/08/2025	880 STONE PINE HOURS-FARRIS	2,660.00
56385	4LEAF INC.	05/08/2025	On-Call Building Official Services	5,072.97
56457	4LEAF INC.	05/22/2025	On-Call Building Official Services	9,405.00
56457	4LEAF INC.	05/22/2025	On-Call Building Official Services	234.36
56457	4LEAF INC.	05/22/2025	880 STONE PINE HOURS-FARRIS	4,340.00
56457	4LEAF INC.	05/22/2025	On-Call Building Official Services	7,560.00
56457	4LEAF INC.	05/22/2025	On-Call Building Official Services	1,891.90
56457	4LEAF INC.	05/22/2025	STONE PINE COVE	2,092.09
56457	4LEAF INC.	05/22/2025	New PSA for Public Works inspection services, FY 23-24	4,200.00
56457	4LEAF INC.	05/22/2025	STONE PINE COVE	2,660.00
56485	4LEAF INC.	05/29/2025	APRIL 2025 SENIOR COMB. BUILDING INSPECTOR	2,800.00
56485	4LEAF INC.	05/29/2025	APRIL 2025 SENIOR COMB. BUILDING INSPECTOR-STONE PINE COVE	4,340.00
Total 4LEAF INC.:				66,838.36
ABAG POWER PURCHASING POOL				
56402	ASSOCIATION OF BAY AREA GOVERNMENTS	05/15/2025	FY'25 Levelized Charge-Nat Gas	450.00
56402	ASSOCIATION OF BAY AREA GOVERNMENTS	05/15/2025	WORKING CAPITAL DEPOSIT	22.78
56402	ASSOCIATION OF BAY AREA GOVERNMENTS	05/15/2025	FY'24 TRUE-UP	183.88-
Total ABAG POWER PURCHASING POOL:				288.90
ABUNDANT GRACE COASTSIDE WORKER				
56458	ABUNDANT GRACE COASTSIDE WORKER	05/22/2025	PROVIDE HOMELESS COASTAL CLEAN UP SERVICES	5,620.00
Total ABUNDANT GRACE COASTSIDE WORKER:				5,620.00
ALTA LANGUAGE SERVICES INC.				
56386	ALTA LANGUAGE SERVICES, INC	05/08/2025	BILINGUAL TESTING	127.00
Total ALTA LANGUAGE SERVICES INC.:				127.00
ALTA PLANNING & DESIGN INC.				
56399	ALTA PLANNING & DESIGN	05/15/2025	PACIFIC COAST BIKEWAY CONNECTIVITY NORTH PROJECT	23,085.00
56399	ALTA PLANNING & DESIGN	05/15/2025	PACIFIC COAST BIKEWAY CONNECTIVITY NORTH PROJECT	1,800.00
56459	ALTA PLANNING & DESIGN	05/22/2025	PACIFIC COAST BIKEWAY CONNECTIVITY NORTH PROJECT	106,358.75

Total ALTA PLANNING & DESIGN INC.:			131,243.75	
AMERICAN DEBRIS BOX SERVICE INC.				
56401	AMERICAN PORTABLES	05/15/2025	PORTABLE TOILET RENTAL & SERVICES FY '24-25	1,312.00
56401	AMERICAN PORTABLES	05/15/2025	PORTABLE TOILET RENTAL & SERVICES FY '24-25	2,808.79
56401	AMERICAN PORTABLES	05/15/2025	PORTABLE TOILET RENTAL & SERVICES FY '24-25	4,370.86
Total AMERICAN DEBRIS BOX SERVICE INC.:			8,491.65	
AMERICAN ENERGY SOCIETY				
56400	AMERICAN ENERGY SOCIETY	05/15/2025	TO OPERATE COASTSIDE VENTURE STUDIO (CSVS) - A BUSINESS INCUBATOR VIA THE OPPORTUNITY CE	17,204.45
Total AMERICAN ENERGY SOCIETY:			17,204.45	
ATLANTIC RADIO TELEPHONE INC				
56365	ATLANTIC RADIO TELEPHONE INC	05/01/2025	IRIDIUM ANNUAL SUBSCRIPTION	754.95
Total ATLANTIC RADIO TELEPHONE INC:			754.95	
AUTUMN BELLE STRECKER				
56404	AUTUMN BELLE STRECKER	05/15/2025	LEADERSHIP AWARD 2025	100.00
Total AUTUMN BELLE STRECKER:			100.00	
BIG CREEK LUMBER				
56406	BIG CREEK LUMBER	05/15/2025	MAINT SUPPLIES	38.54
56406	BIG CREEK LUMBER	05/15/2025	MAINT SUPPLIES	26.53
Total BIG CREEK LUMBER:			65.07	
BLACK & VEATCH CORPORATION				
56407	BLACK & VEATCH CORPORATION	05/15/2025	PO FOR THE PSA FOR STORMWATER (NPDES) & ANNUAL REPORTING SERVICES FOR 2025	11,228.25
Total BLACK & VEATCH CORPORATION:			11,228.25	
BLEYLE ELEVATOR, INC				
56408	BLEYLE ELEVATOR, INC	05/15/2025	MAINT SERVICE #102236	95.00
56408	BLEYLE ELEVATOR, INC	05/15/2025	MAINT SERVICE #179638	847.00
Total BLEYLE ELEVATOR, INC:			942.00	

CA DEPT OF CONSERVATION

56460	CA DEPARTMENT OF CONSERVATION	05/22/2025	SMIP Q3 FY24/25 REPORT FEE	880.91
56460	CA DEPARTMENT OF CONSERVATION	05/22/2025	SMIP FEES WITHHELD FY24/25 QTR3	44.05-

Total CA DEPT OF CONSERVATION: 836.86

CA DEPT OF TRANSPORTION

56409	CA DEPT OF TRANSPORTION	05/15/2025	JAN-MAR'25 SIGNALS & LIGHTING	3,281.71
-------	-------------------------	------------	-------------------------------	----------

Total CA DEPT OF TRANSPORTION: 3,281.71

CA STATE CONTROLLER'S OFFICE

56410	CA STATE CONTROLLER'S OFFICE	05/15/2025	2024 FTB OFFSET PROGRAM	35.31
56410	CA STATE CONTROLLER'S OFFICE	05/15/2025	2024 FTB OFFSET PROGRAM	2.20
56410	CA STATE CONTROLLER'S OFFICE	05/15/2025	2024 FTB OFFSET PROGRAM	2.29

Total CA STATE CONTROLLER'S OFFICE: 39.80

CALIFORNIA BUILDING STANDARDS COMM.

56461	CALIFORNIA BUILDING STANDARDS COMMISSIO	05/22/2025	BSASRF Q3 FY24/25 REPORT FEE	306.00
56461	CALIFORNIA BUILDING STANDARDS COMMISSIO	05/22/2025	BSASRF Q3 FY24/25 RETAINER	30.60-

Total CALIFORNIA BUILDING STANDARDS COMM.: 275.40

CALLANDER ASSOCIATES LANDSCAPE ARCHITECT

56366	CALLANDER ASSOCIATES LANDSCAPE ARCHITEC	05/01/2025	STIPEND FOR FARMWORKER MEMORIAL GARDEN PROPOSAL	1,000.00
56366	CALLANDER ASSOCIATES LANDSCAPE ARCHITEC	05/15/2025	STIPEND FOR FARMWORKER MEMORIAL GARDEN PROPOSAL	1,000.00-
56411	CALLANDER ASSOCIATES	05/15/2025	STIPEND FOR FARMWORKER MEMORIAL GARDEN PROPOSAL	1,000.00

Total CALLANDER ASSOCIATES LANDSCAPE ARCHITECT: 1,000.00

CALNET3

56387	AT&T	05/08/2025	APR'25 PHONE SERVICE	1,054.70
56403	AT&T MOBILITY	05/15/2025	APR'25 PHONE SERVICE	425.06

Total CALNET3: 1,479.76

CAPITAL ONE TRADE CREDIT

56412	CAPITAL ONE TRADE CREDIT	05/15/2025	MAINT SUPPLIES APR'25	2,298.07
-------	--------------------------	------------	-----------------------	----------

Total CAPITAL ONE TRADE CREDIT: 2,298.07

CASELLE INC.

56388 CASELLE INC.	05/08/2025	FY 24/25 CASELLE ERP SOFTWARE	3,843.00
Total CASELLE INC.:			3,843.00

CHRISTINE TSANG

56413 CHRISTINE TSANG	05/15/2025	DEPOSIT REFUND - GRAND OAK 5/3/25	500.00
Total CHRISTINE TSANG:			500.00

CIVIC PLUS

56367 CIVICPLUS	05/01/2025	AUDIOEYE MANAGED	4,373.25
Total CIVIC PLUS:			4,373.25

COASTSIDE COUNTY WATER DISTRICT

56462 COASTSIDE COUNTY WATER DISTRICT	05/22/2025	555 KELLY AVE	62.98
56462 COASTSIDE COUNTY WATER DISTRICT	05/22/2025	CITY OF HMB/COAST.COMM.SENIOR CNTR.	44.86
56462 COASTSIDE COUNTY WATER DISTRICT	05/22/2025	201 WAVECREST RD	371.09
56462 COASTSIDE COUNTY WATER DISTRICT	05/22/2025	10 STONE PINE RD # IRRIGATION	210.89
56462 COASTSIDE COUNTY WATER DISTRICT	05/22/2025	723 MILL ST # IRRIGATION	38.36
56462 COASTSIDE COUNTY WATER DISTRICT	05/22/2025	LIFT STATI FAIRWAY DR	38.36
56462 COASTSIDE COUNTY WATER DISTRICT	05/22/2025	1310 LORYN LN # IRRIGATION	372.76
56462 COASTSIDE COUNTY WATER DISTRICT	05/22/2025	HIGGINS CYN RD	390.36
56462 COASTSIDE COUNTY WATER DISTRICT	05/22/2025	529 RUISSEAU FRANCAIS AVE # IRRIGATION	158.09
56462 COASTSIDE COUNTY WATER DISTRICT	05/22/2025	502 MAIN ST	231.96
56462 COASTSIDE COUNTY WATER DISTRICT	05/22/2025	FERNANDES PARK/MAIN ST # IRRIGATION	214.36
56462 COASTSIDE COUNTY WATER DISTRICT	05/22/2025	620 CORREAS/LIBRARY #DC	114.26
56462 COASTSIDE COUNTY WATER DISTRICT	05/22/2025	620 CORREAS/LIBRARY #IRRIGATION	83.26
56462 COASTSIDE COUNTY WATER DISTRICT	05/22/2025	620 CORREAS/LIBRARY	633.29
56462 COASTSIDE COUNTY WATER DISTRICT	05/22/2025	HYDRANT METER	147.56
56462 COASTSIDE COUNTY WATER DISTRICT	05/22/2025	501 MAIN ST_DC	44.86
56462 COASTSIDE COUNTY WATER DISTRICT	05/22/2025	880 STONE PINE RD #COMM	300.69
56462 COASTSIDE COUNTY WATER DISTRICT	05/22/2025	MAIN & HWY 1 # IRRIGATION	55.96
56462 COASTSIDE COUNTY WATER DISTRICT	05/22/2025	MEDIAN STRIP/HWY ONE # IRRIGATION	38.36
56462 COASTSIDE COUNTY WATER DISTRICT	05/22/2025	537 KELLY AVE	123.72
56462 COASTSIDE COUNTY WATER DISTRICT	05/22/2025	535 KELLY AVE	136.06
56462 COASTSIDE COUNTY WATER DISTRICT	05/22/2025	461 OAK AVE	38.36
56462 COASTSIDE COUNTY WATER DISTRICT	05/22/2025	503 JOHNSTON ST	73.56
56462 COASTSIDE COUNTY WATER DISTRICT	05/22/2025	HWY 92 MEDIAN # WEST IRRIG	38.36
56462 COASTSIDE COUNTY WATER DISTRICT	05/22/2025	HWY 92 MEDIAN # EAST IRRIG	38.36
56462 COASTSIDE COUNTY WATER DISTRICT	05/22/2025	627 ALSACE LORAIN AVE	143.96
56462 COASTSIDE COUNTY WATER DISTRICT	05/22/2025	501 MAIN ST	231.96

56462	COASTSIDE COUNTY WATER DISTRICT	05/22/2025	880 STONE PIN RD # MULTI FAM	4,026.80
56462	COASTSIDE COUNTY WATER DISTRICT	05/22/2025	880 STONE PIN RD # IRRIGATION	474.89
Total COASTSIDE COUNTY WATER DISTRICT:				8,878.34
COASTSIDE FIRE PROTECTION DISTRICT				
56384	COASTSIDE FIRE PROTECTION DISTRICT	05/01/2025	PLAN REVIEW & INSPECTION FEES (EXTINGUISHING & ALARM SYSTEMS, AUTO SPRINKLERS) FOR 47 U	36,331.00
Total COASTSIDE FIRE PROTECTION DISTRICT:				36,331.00
COASTSIDE PRINTERS				
56414	COASTSIDE PRINTERS	05/15/2025	WINE & JAZZ FEST - NO PARKING SIGNS	333.59
Total COASTSIDE PRINTERS:				333.59
COLANTUONO HIGHSMITH WHATLEY PC				
56463	COLANTUONO HIGHSMITH WHATLEY PC	05/22/2025	APR'25 LEGAL SERVICES -SAM	28,449.93
Total COLANTUONO HIGHSMITH WHATLEY PC:				28,449.93
COUNTY OF SAN MATEO				
56486	COUNTY OF SAN MATEO	05/29/2025	APR'25 MICROWAVE MUX DSO	82.25
Total COUNTY OF SAN MATEO:				82.25
COZZOLINO INDUSTRIES, INC				
56415	COZZOLINO INDUSTRIES, INC	05/15/2025	LANDSCAPE SERVICE	1,000.00
56415	COZZOLINO INDUSTRIES, INC	05/15/2025	STONE PINE IRRIGATION REPAIRS	1,525.00
Total COZZOLINO INDUSTRIES, INC:				2,525.00
CRUZIO INTERNET				
56416	CRUZIO INTERNET	05/15/2025	INTERNET SERVICE	14.95
Total CRUZIO INTERNET:				14.95
DAILY JOURNAL				
56396	SAN MATEO DAILY JOURNAL	05/08/2025	ADVERTISING - SAFETY ELEMENT	864.00
56441	SAN MATEO DAILY JOURNAL	05/15/2025	ADVERTISING PDP-24-064	864.00
56441	SAN MATEO DAILY JOURNAL	05/15/2025	ADVERTISING PDP-24-064	864.00
56441	SAN MATEO DAILY JOURNAL	05/15/2025	ADVERTISING PDP-24-064	864.00
56441	SAN MATEO DAILY JOURNAL	05/15/2025	ADVERTISING PDP-22-072	864.00
56441	SAN MATEO DAILY JOURNAL	05/15/2025	ADVERTISING PDP-22-072	864.00

56441	SAN MATEO DAILY JOURNAL	05/15/2025	ADVERTISING PDP-22-072	864.00-
56441	SAN MATEO DAILY JOURNAL	05/15/2025	ADVERTISING PDP-24-027	720.00
56441	SAN MATEO DAILY JOURNAL	05/15/2025	ADVERTISING PDP-24-027	720.00
56441	SAN MATEO DAILY JOURNAL	05/15/2025	ADVERTISING PDP-24-027	720.00-
Total DAILY JOURNAL:				<u>3,312.00</u>
DFM ASSOCIATES				
56464	DFM ASSOCIATES	05/22/2025	2025 CA ELECTION CODE BOOK	153.48
Total DFM ASSOCIATES:				<u>153.48</u>
DON CARUTH				
56368	DON CARUTH	05/01/2025	2025 SUMMER'S END PERFORMANCE - JOINT CHIEFS	1,200.00
Total DON CARUTH:				<u>1,200.00</u>
EL CENTRO DE LIBERTAD				
56389	EL CENTRO DE LIBERTAD	05/08/2025	CARES PROGRAM OPERATOR	35,222.15
Total EL CENTRO DE LIBERTAD:				<u>35,222.15</u>
ELECTRIC MD				
56487	ELECTRIC MD	05/29/2025	SOLAR PROBLEM HMB LIBRARY	1,312.00
Total ELECTRIC MD:				<u>1,312.00</u>
ESRI				
56390	ENVIRONMENTAL SYSTEMS RESEARCH INSTITUT	05/08/2025	ESRI GEOGRAPHIC INFORMATION SYSTEMS CLOUD BASED SOFTWARE SUBSCRIPTION	16,000.00
56390	ENVIRONMENTAL SYSTEMS RESEARCH INSTITUT	05/22/2025	ESRI GEOGRAPHIC INFORMATION SYSTEMS CLOUD BASED SOFTWARE SUBSCRIPTION	16,000.00-
56465	ESRI	05/22/2025	ESRI GEOGRAPHIC INFORMATION SYSTEMS CLOUD BASED SOFTWARE SUBSCRIPTION	16,000.00
Total ESRI:				<u>16,000.00</u>
EVENT SAVVY SF LLC				
56417	EVENT SAVVY SF LLC	05/15/2025	COMMUNITY FAIR FOOD	562.56
Total EVENT SAVVY SF LLC:				<u>562.56</u>
FIRST AMERICAN TITLE				
56488	FIRST AMERICAN TITLE	05/29/2025	VACANT LAND - PRELIMINARY TITLE REPORT-CITY HALL PARKING LOT	2,000.00

Total FIRST AMERICAN TITLE:			2,000.00
FlowBird America Inc			
56418	FlowBird America Inc	05/15/2025 MAR'25 MAINT SERVICE	66.15
56418	FlowBird America Inc	05/15/2025 APR'25 MAINT SERVICE	120.00
Total FlowBird America Inc:			186.15
FLYERS ENERGY LLC			
56419	FLYERS ENERGY, LLC	05/15/2025 APR '25 FUEL	2,108.67
Total FLYERS ENERGY LLC:			2,108.67
GOOD CITY COMPANY			
56466	GOOD CITY COMPANY	05/22/2025 ASSISTANT PLANNER REVIEW SERVICES AS NEEDED PROVIDED BY GOOD CITY COMPANY	101.25
56466	GOOD CITY COMPANY	05/22/2025 ASSISTANT PLANNER REVIEW SERVICES AS NEEDED PROVIDED BY GOOD CITY COMPANY	405.00
56466	GOOD CITY COMPANY	05/22/2025 ASSISTANT PLANNER REVIEW SERVICES AS NEEDED PROVIDED BY GOOD CITY COMPANY	67.50
56466	GOOD CITY COMPANY	05/22/2025 ASSISTANT PLANNER REVIEW SERVICES AS NEEDED PROVIDED BY GOOD CITY COMPANY	101.25
56466	GOOD CITY COMPANY	05/22/2025 ASSISTANT PLANNER REVIEW SERVICES AS NEEDED PROVIDED BY GOOD CITY COMPANY	33.75
56466	GOOD CITY COMPANY	05/22/2025 ASSISTANT PLANNER REVIEW SERVICES AS NEEDED PROVIDED BY GOOD CITY COMPANY	101.25
56466	GOOD CITY COMPANY	05/22/2025 ASSISTANT PLANNER REVIEW SERVICES AS NEEDED PROVIDED BY GOOD CITY COMPANY	67.50
56466	GOOD CITY COMPANY	05/22/2025 ASSISTANT PLANNER REVIEW SERVICES AS NEEDED PROVIDED BY GOOD CITY COMPANY	202.50
56466	GOOD CITY COMPANY	05/22/2025 ASSISTANT PLANNER REVIEW SERVICES AS NEEDED PROVIDED BY GOOD CITY COMPANY	67.50
56466	GOOD CITY COMPANY	05/22/2025 GREENBRIER ADDITION PDP-24-064	371.25
56466	GOOD CITY COMPANY	05/22/2025 GREENBRIER ADDITION PDP-24-064	371.25
56466	GOOD CITY COMPANY	05/22/2025 GREENBRIER ADDITION PDP-24-064	371.25
Total GOOD CITY COMPANY:			1,518.75
GORDON HUETHER & PARTNERS, INC.			
56369	GORDON HUETHER & PARTNERS, INC.	05/01/2025 STIPEND FOR FARMWORKER MEMORIAL GARDEN PROPOSAL	1,000.00
Total GORDON HUETHER & PARTNERS, INC.:			1,000.00
GOVERNMENT REVENUE SOLUTIONS HOLDINGS i			
56405	AVENU INSIGHTS & ANALYTICS LLC	05/15/2025 SUTA Q4 2024	2,634.74
56405	AVENU INSIGHTS & ANALYTICS LLC	05/15/2025 STARS Q4 2024	651.05
Total GOVERNMENT REVENUE SOLUTIONS HOLDINGS i:			3,285.79
GRIFFIN STRUCTURES INC.			
56467	GRIFFIN STRUCTURES INC.	05/22/2025 CO 1 CARTER PARK IMPROVEMENTS FOR ADDITIONALMANAGEMENT & CONSTRUCTION MANAGEME	828.78

Total GRIFFIN STRUCTURES INC.:			828.78
HALF MOON BAY BUILDING & GARDEN			
56420	HALF MOON BAY BUILDING & GARDEN	05/15/2025	MAY'25 MAINTENANCE SUPPLIES 74.38
56420	HALF MOON BAY BUILDING & GARDEN	05/15/2025	MAY'25 MAINTENANCE SUPPLIES 32.67
56468	HALF MOON BAY BUILDING & GARDEN	05/22/2025	MAY'25 MAINTENANCE SUPPLIES 24.04
Total HALF MOON BAY BUILDING & GARDEN:			131.09
HALF MOON BAY GRADING & PAVING INC.			
56421	HALF MOON BAY GRADING & PAVING INC.	05/15/2025	CONSTRUCTION FOR POPLAR STREET TRAFFICE CALMING- PHASE 1 103,617.52
56421	HALF MOON BAY GRADING & PAVING INC.	05/15/2025	RETENTION 4/17/2025 5,180.88-
56421	HALF MOON BAY GRADING & PAVING INC.	05/15/2025	RETENTION 5/8/2025 136.84-
56421	HALF MOON BAY GRADING & PAVING INC.	05/15/2025	CONSTRUCTION FOR POPLAR STREET TRAFFICE CALMING- PHASE 1 2,736.84
Total HALF MOON BAY GRADING & PAVING INC.:			101,036.64
HDL SOFTWARE LLC			
56391	HDL SOFTWARE LLC	05/08/2025	FY 24/25 HDL TOT & BUSINESS LICENSE MGT 18,024.29
56391	HDL SOFTWARE LLC	05/08/2025	FY 24/25 HDL TOT & BUSINESS LICENSE MGT 12,998.84
Total HDL SOFTWARE LLC:			31,023.13
HEAD AND HEART ADVISORY			
56470	Head and Heart Advisory LLC	05/22/2025	EVALUATION OF THREE ECONOMIC ADVANCEMENT CENTERS 11,140.00
Total HEAD AND HEART ADVISORY:			11,140.00
HIP HOUSING			
56422	HIP HOUSING	05/15/2025	HIP HOUSING ANNUAL GRANT FY 25/26 1,000.00
Total HIP HOUSING:			1,000.00
HMB COASTSIDE CHAMBER OF COMMERCE			
56370	HMB COASTSIDE CHAMBER	05/01/2025	PROVIDE OPERATIONS MANAGEMENT & SUPPORT OF THE OCC 869.73
56370	HMB COASTSIDE CHAMBER	05/01/2025	PROVIDE OPERATIONS MANAGEMENT & SUPPORT OF THE OCC 14,000.00
56370	HMB COASTSIDE CHAMBER	05/01/2025	FEB'25 BID (IN CITY) 16,214.00
56370	HMB COASTSIDE CHAMBER	05/01/2025	FEB'25 BID (OOC) 4,620.00
56489	HMB COASTSIDE CHAMBER	05/29/2025	PROVIDE OPERATIONS MANAGEMENT & SUPPORT OF THE OCC 13,875.00
56489	HMB COASTSIDE CHAMBER	05/29/2025	PROVIDE OPERATIONS MANAGEMENT & SUPPORT OF THE OCC 674.35

Total HMB COASTSIDE CHAMBER OF COMMERCE:			50,253.08	
HUE & CRY SECURITY SYSTEMS INC.				
56423	HUE & CRY SECURITY SYSTEMS INC.	05/15/2025	JUNE'25 SECURITY SERVICE	197.77
56423	HUE & CRY SECURITY SYSTEMS INC.	05/15/2025	JUNE'25 SECURITY SERVICE	499.85
56423	HUE & CRY SECURITY SYSTEMS INC.	05/15/2025	JUNE'25 SECURITY SERVICE	24.00
Total HUE & CRY SECURITY SYSTEMS INC.:			721.62	
INFINITY TECHNOLOGIES				
56424	INFINITY TECHNOLOGIES	05/15/2025	FY 24/25 INFINITY TECH DESKTOP/HELP DESK	13,960.00
56424	INFINITY TECHNOLOGIES	05/15/2025	FY 24/25 INFINITY TECH DESKTOP/HELP DESK	153.00
56471	INFINITY TECHNOLOGIES	05/22/2025	FY 24/25 INFINITY TECH DESKTOP/HELP DESK	13,960.00
56471	INFINITY TECHNOLOGIES	05/22/2025	FY 24/25 INFINITY TECH DESKTOP/HELP DESK	155.25
Total INFINITY TECHNOLOGIES:			28,228.25	
INTEGRAL CONSULTING INC.				
56425	INTEGRAL CONSULTING INC.	05/15/2025	PREPARATION OF THE CLIMATE ADAPTION PLAN(CIP 1002)	7,388.01
Total INTEGRAL CONSULTING INC.:			7,388.01	
JAMES J HENDERSON				
56492	NEIGHBORHOOD RADIO	05/29/2025	ADVERTISING SERVICE	125.00
Total JAMES J HENDERSON:			125.00	
JAMESON KENWAY				
56371	JAMESON KENWAY	05/01/2025	2025 SUMMER'S END MUSIC PERFORMANCE - COAST TRIBE	2,000.00
Total JAMESON KENWAY:			2,000.00	
JOAQUIN JIMENEZ				
56490	JOAQUIN JIMENEZ	05/29/2025	DEPOSIT REFUND-CANCELLED GRAND OAK 6/1	500.00
56490	JOAQUIN JIMENEZ	05/29/2025	RENTAL FEE REFUND-CANCELLED GRAND OAK 6/1	1,000.00
56490	JOAQUIN JIMENEZ	05/29/2025	INSURANCE FEE REFUND-CANCELLED GRAND OAK 6/1	96.57
Total JOAQUIN JIMENEZ:			1,596.57	
Jobtrain Inc				
56372	Jobtrain Inc	05/01/2025	TO PROVIDE JOB SEEKER WORKFORCE DEVELOPMENT PROGRAM SERVICES FOR THE COASTSIDE COM	32,504.72
56491	Jobtrain Inc	05/29/2025	TO PROVIDE JOB SEEKER WORKFORCE DEVELOPMENT PROGRAM SERVICES FOR THE COASTSIDE COM	32,282.85

Total Jobtrain Inc:			64,787.57
JULIA QAQUNDAH			
56426	JULIA QAQUNDAH	05/15/2025 LEADERSHIP AWARD 2025	200.00
Total JULIA QAQUNDAH:			200.00
JULIEN KOVAN			
56427	JULIEN KOVAN	05/15/2025 STUDENT AWARD - SUSTAINABILITY 2025	500.00
Total JULIEN KOVAN:			500.00
KARLAS JANITORIAL & SUPPLIERS, LLC			
56373	KARLAS JANITORIAL & SUPPLIERS, LLC	05/01/2025 PROVIDE CUSTODIAL SERVICES FOR THE OCC	785.00
56428	KARLAS JANITORIAL & SUPPLIERS, LLC	05/15/2025 JANITORIAL SERVICES FY '24-25	15,209.50
Total KARLAS JANITORIAL & SUPPLIERS, LLC:			15,994.50
KATHY OLER			
56472	KATHY OLER	05/22/2025 JUNE'25 TEMPORARY CITY PARKING LOT RENTAL	2,362.28
Total KATHY OLER:			2,362.28
KEVIN SHAWVER			
56429	KEVIN SHAWVER	05/15/2025 DEPOSIT REFUND - OAK ROOM 5/2/25	300.00
Total KEVIN SHAWVER:			300.00
La Petite Baleen			
56374	La Petite Baleen	05/01/2025 DEPOSIT REFUND - COMMUNITY ROOM B 4/26/25	300.00
Total La Petite Baleen:			300.00
LAURA CAMODECA			
56430	LAURA CAMODECA	05/15/2025 INTRO TO ODOR 5/5	630.00
56430	LAURA CAMODECA	05/15/2025 INTRO K9 NOSE 5/5	210.00
56430	LAURA CAMODECA	05/15/2025 CONTINUING ODOR 4/21-5/5	525.00
Total LAURA CAMODECA:			1,365.00
LISA POPE			
56392	LISA POPE	05/08/2025 MEETING MINUTES 4/15/2025	500.00

Total LISA POPE:				<u>500.00</u>
LORAL LANDSCAPING INC.				
56431 LORAL LANDSCAPING INC.	05/15/2025	FY 2024-25 LANDSCAPE MAINTENANCE SERVICES AGREEMENT		<u>4,297.00</u>
Total LORAL LANDSCAPING INC.:				<u>4,297.00</u>
MALCOLM C SMITH				
56432 MALCOLM C SMITH	05/15/2025	COMMUNICATIONS CONSULTANT SERVICE		<u>275.00</u>
Total MALCOLM C SMITH:				<u>275.00</u>
MARK HOFMANN				
56375 MARK HOFMANN	05/01/2025	PICKLEBALL - ADV BEGINNER BOOTCAMP		375.00
56375 MARK HOFMANN	05/01/2025	PICKLEBALL - PRIVATE LESSONS		<u>168.75</u>
Total MARK HOFMANN:				<u>543.75</u>
MATT NICHOLS				
56433 MATTHEW NICHOLS	05/15/2025	REIMBURSEMENT - EARTH DAY SUPPLIES		<u>38.68</u>
Total MATT NICHOLS:				<u>38.68</u>
MELISSA DUBOIS				
56473 MELISSA DUBOIS	05/22/2025	LIVE-SCAN REIMBURSEMENT		<u>35.00</u>
Total MELISSA DUBOIS:				<u>35.00</u>
Mercy Housing California 110, LP				
56474 Mercy Housing California 110, LP	05/22/2025	MERCY HOUSING 555 KELLY ARPA DRAW #8		<u>85,732.16</u>
Total Mercy Housing California 110, LP:				<u>85,732.16</u>
METROPOLITAN PLANNING GROUP				
56475 M-GROUP	05/22/2025	FY 24/25 M-GROUP PLANNING & STAFFING SERVICES 7 GIS MAPPING		<u>3,862.50</u>
Total METROPOLITAN PLANNING GROUP:				<u>3,862.50</u>
NAPA AUTO PARTS				
56476 NAPA AUTO PARTS	05/22/2025	VEHICLE PARTS		<u>47.26</u>

Total NAPA AUTO PARTS:			47.26
NATALIE HANDEL			
56434	NATALIE HANDEL	05/15/2025 LEADERSHIP AWARD 2025	1,000.00
Total NATALIE HANDEL:			1,000.00
NBS GOVERNMENT FINANCE GROUP			
56435	NBS GOVERNMENT FINANCE GROUP	05/15/2025 COST ALLOCATION PLAN AND CITYWIDE FEE STUDY	2,042.50
Total NBS GOVERNMENT FINANCE GROUP:			2,042.50
NICOLAS LASZKIEWICZ			
56436	NICHOLAS TRANSLATIONS & INTERPRETATIONS	05/15/2025 APR'25 TRANSLATION SERVICE	380.00
56436	NICHOLAS TRANSLATIONS & INTERPRETATIONS	05/29/2025 APR'25 TRANSLATION SERVICE	380.00-
56493	NICHOLAS TRANSLATIONS & INTERPRETATIONS	05/29/2025 APR'25 TRANSLATION SERVICE	760.00
Total NICOLAS LASZKIEWICZ:			760.00
NOEMI RAMIREZ			
56494	NOEMI RAMIREZ	05/29/2025 REFUND-PLANNING DEPOSIT BALANCE PDP-24-005	1,278.00
56494	NOEMI RAMIREZ	05/29/2025 REFUND-PLANNING DEPOSIT BALANCE PDP-24-005	1,278.00
56494	NOEMI RAMIREZ	05/29/2025 REFUND-PLANNING DEPOSIT BALANCE PDP-24-005	1,278.00-
Total NOEMI RAMIREZ:			1,278.00
OFFICE DEPOT			
56376	ODP BUSINESS SOLUTIONS, LLC	05/01/2025 OFFICE SUPPLIES	20.70
56393	ODP BUSINESS SOLUTIONS, LLC	05/08/2025 OFFICE SUPPLIES	41.73
56477	ODP BUSINESS SOLUTIONS, LLC	05/22/2025 OFFICE SUPPLIES	163.13
Total OFFICE DEPOT:			225.56
OWEN GREGSON			
56437	OWEN GREGSON	05/15/2025 LEADERSHIP AWARD 2025	200.00
Total OWEN GREGSON:			200.00
PACIFIC COAST SALES & SERVICE INC			
56478	PACIFIC COAST TRANE	05/22/2025 LIBRARY MAINT LABOR	1,704.00

Total PACIFIC COAST SALES & SERVICE INC:			1,704.00	
PACIFIC GAS & ELECTRIC				
56479	PACIFIC GAS & ELECTRIC	05/22/2025	CITY OF HMB 501 MAIN ST A	7.84
56479	PACIFIC GAS & ELECTRIC	05/22/2025	OCEAN COLONY PARTNERS/OCP LIFT STATION	968.45
56479	PACIFIC GAS & ELECTRIC	05/22/2025	COMMUNITY CENTER	1,613.58
56479	PACIFIC GAS & ELECTRIC	05/22/2025	MAINTENANCE YARD OFFICE - ELECTRIC	154.77
56479	PACIFIC GAS & ELECTRIC	05/22/2025	BELL MOON LIFT STATION	7.81
56479	PACIFIC GAS & ELECTRIC	05/22/2025	TRAIN DEPOT RSTMS	189.36
56479	PACIFIC GAS & ELECTRIC	05/22/2025	HWY 1 & FAIRWAY LIGHTING	43.99
56479	PACIFIC GAS & ELECTRIC	05/22/2025	HWY 1 & FAIRWAY LIGHTING	102.64
56479	PACIFIC GAS & ELECTRIC	05/22/2025	SMITH FIELD	23.82
56479	PACIFIC GAS & ELECTRIC	05/22/2025	SHERIFF SUB-STATION	3,105.31
56479	PACIFIC GAS & ELECTRIC	05/22/2025	SMITH FIELD SNACK BAR	194.86
56479	PACIFIC GAS & ELECTRIC	05/22/2025	CITY OF HMB / STREET LIGHTS	5,121.32
56479	PACIFIC GAS & ELECTRIC	05/22/2025	NW HWY 1 & MAIN ST	134.77
56479	PACIFIC GAS & ELECTRIC	05/22/2025	DUTRA PARKL	130.70
56479	PACIFIC GAS & ELECTRIC	05/22/2025	DOWNTOWN ST TREE LIGHTS NORTH HOOK-UP @ 700 MILL ST	1,212.65
56479	PACIFIC GAS & ELECTRIC	05/22/2025	HWY 1 & MIRAMONTES TRAFFIC SIGNAL	75.87
56479	PACIFIC GAS & ELECTRIC	05/22/2025	DOWNTOWN ST TREE LIGHTS SOUTH HOOK-UP @ 650 MIRAMONTES	989.38
56479	PACIFIC GAS & ELECTRIC	05/22/2025	PELICAN POINT LIFT STATION	235.30
56479	PACIFIC GAS & ELECTRIC	05/22/2025	PACIFIC RIDGE LIGHT POLES	15.28
56479	PACIFIC GAS & ELECTRIC	05/22/2025	LIBRARY ELECTRICITY ONLY	57.54
56479	PACIFIC GAS & ELECTRIC	05/22/2025	HWY 1 & MIRAMONTES LIGHTING	35.31
56479	PACIFIC GAS & ELECTRIC	05/22/2025	HWY 1 & MIRAMONTES LIGHTING	82.40
56479	PACIFIC GAS & ELECTRIC	05/22/2025	401 SEYMOUR ST	53.31
56479	PACIFIC GAS & ELECTRIC	05/22/2025	401 SEYMOUR ST	124.40
56479	PACIFIC GAS & ELECTRIC	05/22/2025	CORREAS EV CHARGERS	1,377.07
56479	PACIFIC GAS & ELECTRIC	05/22/2025	10 STONE PINE RD - CARTER PARK	57.06
56479	PACIFIC GAS & ELECTRIC	05/22/2025	CITY HALL BUILDING	2,676.36
56479	PACIFIC GAS & ELECTRIC	05/22/2025	PILARCITOS CREEK BRIDGE	107.19
56479	PACIFIC GAS & ELECTRIC	05/22/2025	MOON SCULPTURE SPOTLIGHTS	17.21
56479	PACIFIC GAS & ELECTRIC	05/22/2025	MOON SCULPTURE SPOTLIGHTS	40.15
Total PACIFIC GAS & ELECTRIC:				18,955.70
PENINSULA MUNICIPAL ENGINEERING INC.				
56495	PENINSULA MUNICIPAL ENGINEERING INC.	05/29/2025	AMENDMENT 13 FOR PROJECT MANAGEMENT SERVICES FOR HWY 1 SAFETY & OPERATIONAL IMPRO	14,570.00
Total PENINSULA MUNICIPAL ENGINEERING INC.:				14,570.00

PETERSON POWER SYSTEMS INC.

56438 PETERSON 05/15/2025 BACK UP GENERATOR SERVICES 4,532.94

Total PETERSON POWER SYSTEMS INC.: 4,532.94

PLAN JPA

56395 PLAN JPA 05/08/2025 MAR'25 GENERAL LIABILITY CLAIMS 5,596.38

Total PLAN JPA: 5,596.38

PUBLIC PARKING ASSOCIATES INC

56439 PUBLIC PARKING ASSOCIATES INC 05/15/2025 MAINTENANCE SERVICE 395.00

Total PUBLIC PARKING ASSOCIATES INC: 395.00

QUADIANT FINANCE USA, INC

56377 QUADIANT FINANCE USA, INC 05/01/2025 QUADIANT LEASE & POSTAGE 522.78

Total QUADIANT FINANCE USA, INC: 522.78

RADIO GATSBY, LLC

56378 RADIO GATSBY, LLC 05/01/2025 2025 SUMMER'S END PERFORMANCE 2,500.00

Total RADIO GATSBY, LLC: 2,500.00

RENAISSANCE ENTREPRENEURSHIP CENTER

56379 RENAISSANCE ENTREPRENEURSHIP CENTER 05/01/2025 PROVIDE SMALL BUSINESS DEVELOPEMENT & ENTREPRENEURSHIP SERVICES VIA THE OCC 23,202.04

Total RENAISSANCE ENTREPRENEURSHIP CENTER: 23,202.04

RENTOKIL NORTH AMERICA INC

56455 WESTERN EXTERMINATOR COMPANY 05/15/2025 FY 2024-25 EXTERMINATOR SERVICES 1,812.81

Total RENTOKIL NORTH AMERICA INC: 1,812.81

RINCON CONSULTANTS INC.

56480 RINCON CONSULTANTS INC. 05/22/2025 CEQA HOUSING ELEMENT 539.81

Total RINCON CONSULTANTS INC.: 539.81

RINGCENTRAL INC

56380 RINGCENTRAL INC. 05/01/2025 PHONE SERVICES 2,355.65

56496 RINGCENTRAL INC. 05/29/2025 PHONE SERVICES 2,339.48

Total RINGCENTRAL INC:			4,695.13	
ROBERT HALF				
56381	ROBERT HALF	05/01/2025	GOMEZ, SERENA 4/18/25	810.00
56381	ROBERT HALF	05/01/2025	GOMEZ, SERENA 4/18/25	405.00
56381	ROBERT HALF	05/01/2025	GOMEZ, SERENA 4/18/25	405.00
56381	ROBERT HALF	05/01/2025	GOMEZ, SERENA 4/25/25	702.60
56381	ROBERT HALF	05/01/2025	GOMEZ, SERENA 4/25/25	351.30
56381	ROBERT HALF	05/01/2025	GOMEZ, SERENA 4/25/25	351.30
56440	ROBERT HALF	05/15/2025	GOMEZ, SERENA 5/9/25	855.00
56440	ROBERT HALF	05/15/2025	GOMEZ, SERENA 5/9/25	427.50
56440	ROBERT HALF	05/15/2025	GOMEZ, SERENA 5/9/25	427.50
56440	ROBERT HALF	05/15/2025	GOMEZ, SERENA 5/2/25	570.00
56440	ROBERT HALF	05/15/2025	GOMEZ, SERENA 5/2/25	285.00
56440	ROBERT HALF	05/15/2025	GOMEZ, SERENA 5/2/25	285.00
56481	ROBERT HALF	05/22/2025	GOMEZ, SERENA 5/16/25	847.50
56481	ROBERT HALF	05/22/2025	GOMEZ, SERENA 5/16/25	423.75
56481	ROBERT HALF	05/22/2025	GOMEZ, SERENA 5/16/25	423.75
Total ROBERT HALF:				7,570.20
ROYSTON, HANAMOTO, ALLEY & ABEY				
56497	ROYSTON, HANAMOTO, ALLEY & ABEY	05/29/2025	DESIGN AND ENGINEERING SERVICES FOR THE MAIN STREET GATEWAY PROJECT	10,456.05
Total ROYSTON, HANAMOTO, ALLEY & ABEY:				10,456.05
SAN MATEO COUNTY RESOURCE				
56442	SAN MATEO RESOURCE CONSERVATION DISTRIC	05/15/2025	WAVECREST 10/1/24-12/31/24	3,602.00
56442	SAN MATEO RESOURCE CONSERVATION DISTRIC	05/15/2025	WAVECREST 1/1/25-3/31/25	1,398.00
56442	SAN MATEO RESOURCE CONSERVATION DISTRIC	05/15/2025	CLIMATE ACTION AND ADAPTATION	9,068.50
Total SAN MATEO COUNTY RESOURCE:				14,068.50
SANDRA SARABIA				
56498	SANDRA SARABIA	05/29/2025	DEPOSIT REFUND-TRAIN DEPOT 5/17	500.00
Total SANDRA SARABIA:				500.00
SCHAPER CONSTRUCTOIN				
56443	SCHAPER CONSTRUCTOIN	05/15/2025	HVAC SERVICES AT TED ADCOCK	9,500.00
56482	SCHAPER CONSTRUCTOIN	05/22/2025	HVAC SERVICES AT CITY HALL	350.00

Total SCHAPER CONSTRUCTOIN:				9,850.00
SEWER AUTHORITY MID-COASTSIDE				
56483	SEWER AUTHORITY MID-COASTSIDE	05/22/2025	GENERAL OPERATIONS & MAINTENANCE FY 24/25 PLUS ADDITIONAL TO COVER POTENTIAL PASS-THR	470,187.90
56483	SEWER AUTHORITY MID-COASTSIDE	05/22/2025	FY 2024/25 SEWER COLLECTIONS	17,684.08
56499	SEWER AUTHORITY MID-COASTSIDE	05/29/2025	APRIL 2025 PASS THROUGH INVOICES	1,660.00
Total SEWER AUTHORITY MID-COASTSIDE:				489,531.98
SHARP ELECTRONICS CORPORATION				
56444	SHARP ELECTRONICS CORPORATION	05/15/2025	PRINTER LEASE- 48 MONTHS	784.08
56445	SHARP ELECTRONICS CORPORATION	05/15/2025	USAGE 1/31/25-04/24/25	1,063.44
Total SHARP ELECTRONICS CORPORATION:				1,847.52
SHUTE MIHALY & WEINBERGER LLP				
56446	SHUTE MIHALY & WEINBERGER LLP	05/15/2025	HMB.555	2,241.55
56446	SHUTE MIHALY & WEINBERGER LLP	05/15/2025	HMB.CHAMPS	17,765.14
56446	SHUTE MIHALY & WEINBERGER LLP	05/15/2025	HMB.GEN	26,663.75
56446	SHUTE MIHALY & WEINBERGER LLP	05/15/2025	HMB.HUYNH	81.90
56446	SHUTE MIHALY & WEINBERGER LLP	05/15/2025	HMB.INV	24,104.31
56446	SHUTE MIHALY & WEINBERGER LLP	05/15/2025	HMB.RENT	660.20
56446	SHUTE MIHALY & WEINBERGER LLP	05/15/2025	HMB.SAM	300.30
56446	SHUTE MIHALY & WEINBERGER LLP	05/15/2025	HMB.SMITHMP	1,875.80
56446	SHUTE MIHALY & WEINBERGER LLP	05/15/2025	HMB.WRR	5,116.45
56446	SHUTE MIHALY & WEINBERGER LLP	05/15/2025	HMB.GEARING	76,826.02
56500	SHUTE MIHALY & WEINBERGER LLP	05/29/2025	HMB.555	4,874.51
56500	SHUTE MIHALY & WEINBERGER LLP	05/29/2025	HMB.RENT	1,373.80
56500	SHUTE MIHALY & WEINBERGER LLP	05/29/2025	HMB.CHAMPS	19,006.17
56500	SHUTE MIHALY & WEINBERGER LLP	05/29/2025	HMB.SMITHMP	1,568.80
56500	SHUTE MIHALY & WEINBERGER LLP	05/29/2025	HMB.GEN	24,405.20
56500	SHUTE MIHALY & WEINBERGER LLP	05/29/2025	HMB.CASA2	136.80
56500	SHUTE MIHALY & WEINBERGER LLP	05/29/2025	HMB.WRR	2,707.00
56500	SHUTE MIHALY & WEINBERGER LLP	05/29/2025	HMB.INV	487.90
56500	SHUTE MIHALY & WEINBERGER LLP	05/29/2025	HMB.GEARING	24,331.26
56500	SHUTE MIHALY & WEINBERGER LLP	05/29/2025	HMB.SAM	2,745.39
56500	SHUTE MIHALY & WEINBERGER LLP	05/29/2025	HMB.REIMB2	262.00
Total SHUTE MIHALY & WEINBERGER LLP:				237,534.25
SOL ECOLOGY INC				
56447	SOL ECOLOGY INC	05/15/2025	PDP-24-037 BIOLOGICAL ASSESSMENT	4,529.03

56447	SOL ECOLOGY INC	05/15/2025	PDP-24-037 BIOLOGICAL ASSESSMENT	4,529.03
56447	SOL ECOLOGY INC	05/15/2025	PDP-24-037 BIOLOGICAL ASSESSMENT	4,529.03-
Total SOL ECOLOGY INC:				4,529.03
SOPHIA RILEY				
56448	SOPHIA RILEY	05/15/2025	STUDENT AWARD - SUSTAINABILITY 2025	500.00
Total SOPHIA RILEY:				500.00
STERICYCLE SPECIALTY WASTE SOLUTIONS INC				
56397	STERICYCLE, INC.	05/08/2025	PAPER SHREDDING	220.43
Total STERICYCLE SPECIALTY WASTE SOLUTIONS INC:				220.43
STUDIOFOLIA				
56382	STUDIOFOLIA	05/01/2025	STIPEND FOR FARMWORKER MEMORIAL GARDEN PROPOSAL	1,000.00
Total STUDIOFOLIA:				1,000.00
SWCA INCORPORATED				
56449	SWCA INCORPORATED	05/15/2025	CARTER PARK IMPROVEMENTS PROJECT	1,352.00
56449	SWCA INCORPORATED	05/15/2025	BIOLOGICAL SERVICES FOR STONE PINE COVE	12,100.51
56449	SWCA INCORPORATED	05/15/2025	BIOLOGICAL SERVICES FOR STONE PINE COVE	1,096.50
56449	SWCA INCORPORATED	05/15/2025	PILARCITOS CREEK - FENCING & REHABILITATION	4,694.75
56449	SWCA INCORPORATED	05/15/2025	SMITH FIELD & WAVECREST PROJECTS	1,969.00
56449	SWCA INCORPORATED	05/15/2025	CORP YARD - ENVIRONMENTAL AND BIOLOGICAL SERVICES	3,171.50
56449	SWCA INCORPORATED	05/15/2025	ENVIRONMENTAL AND BIOLOGICAL SERVICES FOR STONE PINE COVE	75,596.45
56501	SWCA INCORPORATED	05/29/2025	PILARCITOS CREEK - FENCING & REHABILITATION	2,249.00
56501	SWCA INCORPORATED	05/29/2025	COASTAL DEVELOPMENT PLAN-ENVIRONMENTAL AND BIOLOGICAL SERVICES	1,371.00
56501	SWCA INCORPORATED	05/29/2025	SMITH FIELD & WAVECREST PROJECTS	6,289.25
56501	SWCA INCORPORATED	05/29/2025	CARTER PARK IMPROVEMENTS PROJECT-BIOLOGICAL COMPLIANCE SUPPORT	1,070.75
Total SWCA INCORPORATED:				110,960.71
THE HOME DEPOT PRO				
56469	HD SUPPLY FORMERLY HOME DEPOT PRO	05/22/2025	MAINTENANCE SUPPLIES	903.50
Total THE HOME DEPOT PRO:				903.50
T-MOBILE USA INC.				
56383	T-MOBILE	05/01/2025	ACCT 997385192 APR '25	93.45

Total T-MOBILE USA INC.:			93.45
TOWNSEND PUBLIC AFFAIRS INC.			
56450	TOWNSEND PUBLIC AFFAIRS, INC	05/15/2025 APR'25 CONSULTING SERVICES	3,000.00
Total TOWNSEND PUBLIC AFFAIRS INC.:			3,000.00
TULLY CONSULTING GROUP			
56451	TULLY CONSULTING GROUP	05/15/2025 SERVICES FOR POPLAR STREET TRAFFIC CALMING & SAFETY PROJECT PHASE 1	3,300.00
56502	TULLY CONSULTING GROUP	05/29/2025 SERVICES FOR POPLAR STREET TRAFFIC CALMING & SAFETY PROJECT PHASE 1	2,925.00
Total TULLY CONSULTING GROUP:			6,225.00
TURBO DATA SYSTEMS INC			
56398	TURBO DATA SYSTEMS	05/08/2025 CITATION PROCESSING	1,265.76
Total TURBO DATA SYSTEMS INC:			1,265.76
TYLER SPARKS			
56452	TYLER SPARKS	05/15/2025 CLASS REFUND - BEGINNING BASIC DOG TRAINING - 4 OF 6 CLASSES	150.00
Total TYLER SPARKS:			150.00
VESTIS GROUP INC			
56453	VESTIS	05/15/2025 MAINT SUPPLIES CITY HALL	198.99
56453	VESTIS	05/15/2025 MAINT SUPPLIES PUBLIC LIBRARY	127.53
56453	VESTIS	05/15/2025 MAINT SUPPLIES CITY HALL	198.99
56453	VESTIS	05/15/2025 MAINT SUPPLIES PUBLIC LIBRARY	127.53
56453	VESTIS	05/15/2025 MAINT SUPPLIES CITY HALL	198.99
56453	VESTIS	05/15/2025 MAINT SUPPLIES PUBLIC LIBRARY	127.53
56453	VESTIS	05/15/2025 MAINT SUPPLIES CITY HALL	198.99
56453	VESTIS	05/15/2025 MAINT SUPPLIES PUBLIC LIBRARY	127.53
56503	VESTIS	05/29/2025 MAINT SUPPLIES CITY HALL	198.99
56503	VESTIS	05/29/2025 MAINT SUPPLIES PUBLIC LIBRARY	127.53
Total VESTIS GROUP INC:			1,632.60
VICTOR HERNANDEZ			
56394	ON POINT LANGUAGE SOLUTIONS LLC	05/08/2025 APR'25 TRANSLATION SERVICES	2,561.25
Total VICTOR HERNANDEZ:			2,561.25

WELLS FARGO

56456	WELLS FARGO	05/04/2025	INTERNET	356.72
56456	WELLS FARGO	05/04/2025	EOC INTERNET	140.00
56456	WELLS FARGO	05/04/2025	OFFICE SUPPLIES	75.46
56456	WELLS FARGO	05/04/2025	COUNCIL PRIORITY SETTING	38.96
56456	WELLS FARGO	05/04/2025	OFFICE SUPPLIES	79.98
56456	WELLS FARGO	05/04/2025	WOMEN'S LEADERSHIP SUMMIT	65.00
56456	WELLS FARGO	05/04/2025	OCC SUPPLIES	91.72
56456	WELLS FARGO	05/04/2025	WOMEN'S LEADERSHIP SUMMIT	650.00
56456	WELLS FARGO	05/04/2025	COUNCIL PRIORITY SETTING	30.95
56456	WELLS FARGO	05/04/2025	ICMA MEMBERSHIP	200.00
56456	WELLS FARGO	05/04/2025	NON-PROFIT DAY EVENT	30.95
56456	WELLS FARGO	05/04/2025	NON-PROFIT DAY EVENT	143.96
56456	WELLS FARGO	05/04/2025	TRASH BAGS	1,962.76
56456	WELLS FARGO	05/04/2025	NO PARKING SIGNS	740.12
56456	WELLS FARGO	05/04/2025	DOG WASTE BAGS	655.98
56456	WELLS FARGO	05/04/2025	TOILET PAPER HOLDER	175.15
56456	WELLS FARGO	05/04/2025	WINDSHIELD RELACEMENT	475.00
56456	WELLS FARGO	05/04/2025	TAC LIGHT BULBS	266.13
56456	WELLS FARGO	05/04/2025	VEHICLE TOLL	16.00
56456	WELLS FARGO	05/04/2025	PARKING FOR TRAINING	3.50
56456	WELLS FARGO	05/04/2025	TRACTOR TIRE	870.30
56456	WELLS FARGO	05/04/2025	ELECTRICAL PANEL UPGRADE	3,879.31
56456	WELLS FARGO	05/04/2025	POWER STRIPS FOR COUNCIL	92.25
56456	WELLS FARGO	05/04/2025	SMITH FIELD PLUMBING	25.76
56456	WELLS FARGO	05/04/2025	TRASH BAGS	1,404.54
56456	WELLS FARGO	05/04/2025	LODGING FOR TRAINING - EASTMAN	725.85
56456	WELLS FARGO	05/04/2025	TRAINING - INT'L CODE COUNCIL - EASTMAN	240.00
56456	WELLS FARGO	05/04/2025	BOOKS FOR TRAINING	43.20
56456	WELLS FARGO	05/04/2025	BOOKS FOR TRAINING	38.05
56456	WELLS FARGO	05/04/2025	LANDUSE TRAINING	285.00
56456	WELLS FARGO	05/04/2025	LANDUSE TRAINING	285.00
56456	WELLS FARGO	05/04/2025	LENOVO SUPPLIES	1,253.88
56456	WELLS FARGO	05/04/2025	CITY LEADERS SUMMIT - NAGENGAST	650.00
56456	WELLS FARGO	05/04/2025	NORCAL CONFERENCE-ROSSI	225.00
56456	WELLS FARGO	05/04/2025	HR DIRECTOR'S MEETING LODGING-ROSSI	584.20
56456	WELLS FARGO	05/04/2025	AFP-HR MEMBERSHIP	75.00
56456	WELLS FARGO	05/04/2025	INTERNET	225.60
56456	WELLS FARGO	05/04/2025	INTERNET	293.09
56456	WELLS FARGO	05/04/2025	MMANC EVENT - GEIGER	70.00
56456	WELLS FARGO	05/04/2025	MMANC MEMBERSHIP	95.00
56456	WELLS FARGO	05/04/2025	RED SHARPIE ROLLER PENS	12.54
56456	WELLS FARGO	05/04/2025	PORTABLE SSD & HYGROMETER	124.40

56456	WELLS FARGO	05/04/2025	ASSISTANT ENGINEER CARD	10.97
56456	WELLS FARGO	05/04/2025	EEC MEETING	121.96
56456	WELLS FARGO	05/04/2025	EEC MEETING	71.32
56456	WELLS FARGO	05/04/2025	ADVERTISING	157.00
56456	WELLS FARGO	05/04/2025	MERCURY NEWSPAPER	28.79
56456	WELLS FARGO	05/04/2025	NON-PROFIT DAY	77.66
56456	WELLS FARGO	05/04/2025	CAPIO CONFERENCE LODGING - LETTIRE	974.46
56456	WELLS FARGO	05/04/2025	NON-PROFIT DAY	10.47
56456	WELLS FARGO	05/04/2025	RECONCILING CREDITS FROM NEXT STATEMENT	83.96-
56456	WELLS FARGO	05/04/2025	ZOOM SUBSCRIPTION	343.92
56456	WELLS FARGO	05/04/2025	ISTOCK PHOTO SUBSCRIPTION	70.00
56456	WELLS FARGO	05/04/2025	CLOSED SESSION	276.67
56456	WELLS FARGO	05/04/2025	FARMWORKERS LUNCHEON	100.00
56456	WELLS FARGO	05/04/2025	FARMWORKERS LUNCHEON	50.00
56456	WELLS FARGO	05/04/2025	OFFICE SUPPLIES	49.97
56456	WELLS FARGO	05/04/2025	OCC SUPPLY	43.94
56456	WELLS FARGO	05/04/2025	OCC SUPPLY	72.46
56456	WELLS FARGO	05/04/2025	ICMA MEMBERSHIP	1,200.00
56456	WELLS FARGO	05/04/2025	OFFICE SUPPLIES	37.69
56456	WELLS FARGO	05/04/2025	ZOOM - SUBSCRIPTION	95.97
56456	WELLS FARGO	05/04/2025	OFFICE SUPPLIES	27.54
56456	WELLS FARGO	05/04/2025	OFFICE SUPPLIES	25.68
56456	WELLS FARGO	05/04/2025	OFFICE SUPPLIES	107.16
56456	WELLS FARGO	05/04/2025	CALBO MEMBERSHIP	260.00
56456	WELLS FARGO	05/04/2025	CALBO TRAINING	240.00
56456	WELLS FARGO	05/04/2025	CAD SUBSCRIPTION - 1 MONTH	500.00
56456	WELLS FARGO	05/04/2025	AMAZON-MEMBERSHIP	16.40
56456	WELLS FARGO	05/04/2025	SUPPLIES	17.99
56456	WELLS FARGO	05/04/2025	SUPPLIES	117.69
56456	WELLS FARGO	05/04/2025	SUPPLIES	13.38
56456	WELLS FARGO	05/04/2025	ADVERTISING	57.27
56456	WELLS FARGO	05/04/2025	CPRS-MEMBERSHIP	150.00
56456	WELLS FARGO	05/04/2025	SUPPLIES	50.30
56456	WELLS FARGO	05/04/2025	ADVERTISING	136.77
56456	WELLS FARGO	05/04/2025	SUPPLIES-EASTER	134.31
56456	WELLS FARGO	05/04/2025	SUPPLIES	68.11
56456	WELLS FARGO	05/04/2025	ADVERTISING	51.61
56456	WELLS FARGO	05/04/2025	SUPPLIES	15.37
56456	WELLS FARGO	05/04/2025	EZ FACILITY MEMBERSHIP	488.00
56456	WELLS FARGO	05/04/2025	SPOTIFY MEMBERSHIP	11.99
56456	WELLS FARGO	05/04/2025	SUPPLIES	10.97

Total WELLS FARGO:			<u>23,906.14</u>
WEST COAST ARBORISTS INC			
56454 WEST COAST ARBORISTS INC	05/15/2025	FY '24-25 TREE MAINTENANCE & URBAN FOREST MANAGEMENT	1,671.00
56504 WEST COAST ARBORISTS INC	05/29/2025	FY '24-25 TREE MAINTENANCE & URBAN FOREST MANAGEMENT	14,534.10
Total WEST COAST ARBORISTS INC:			<u>16,205.10</u>
ZONES IT SOLUTIONS INC.			
56484 ZONES, LLC	05/22/2025	FY '24/25 ZONES MICROSOFT 365 LICENSING ADDITIONAL CHARGES	1,374.97
56484 ZONES, LLC	05/22/2025	FY '24/25 ZONES MICROSOFT 365 LICENSING ADDITIONAL CHARGES	202.72
Total ZONES IT SOLUTIONS INC.:			<u>1,577.69</u>
Grand Totals:			<u><u>1,852,543.52</u></u>

Report Criteria:
Report type: GL detail



**MINUTES
CITY OF HALF MOON BAY CITY COUNCIL
TUESDAY, MAY 6, 2025
ADCOCK COMMUNITY/SENIOR CENTER, 535 KELLY AVENUE**

CONVENE SPECIAL MEETING

Mayor Brownstone called the special meeting to order at 6:00 p.m.

ROLL CALL

PRESENT: Councilmembers Jonsson, Nagengast and Penrose (via remote location), Vice Mayor Ruddock and Mayor Brownstone

OPEN SESSION IDENTIFICATION OF CLOSED SESSION ITEMS

PUBLIC COMMENT ON CLOSED SESSION ITEMS

CLOSED SESSION

CONFERENCE WITH LEGAL COUNSEL—EXISTING LITIGATION (Govt. Code section 54956.9(d)(1))
Name of case: Vidovich v. City of Half Moon Bay et al.
San Mateo Superior Court, Case No. 24-CIV-08216

ADJOURNMENT

Mayor Brownstone adjourned the meeting at 7:00 p.m.

Respectfully Submitted:

Approved:

Maggie Rodriguez, Assistant City Clerk

Robert Brownstone, Mayor



**MINUTES
CITY OF HALF MOON BAY CITY COUNCIL
TUESDAY, MAY 6, 2025
ADCOCK COMMUNITY/SENIOR CENTER, 535 KELLY AVENUE**

CALL TO ORDER / ROLL CALL

Mayor Brownstone called the meeting to order at 7:07 p.m. and led the Pledge of Allegiance.

ROLL CALL

PRESENT: Councilmembers Jonsson, Nagengast, and Penrose (via remote location), Vice Mayor Ruddock and Mayor Brownstone

Councilmember Penrose confirmed the required teleconference regulations.

APPROVAL OF AGENDA

MOTION

Vice Mayor Ruddock moved and Mayor Brownstone seconded a motion to approve the Agenda. The question was called and the motion carried unanimously.

PROCLAMATIONS AND PRESENTATIONS

MAY MENTAL HEALTH PROCLAMATION

This item was rescheduled to May 20, 2025.

CORA PRESENTATION

Judith Guerro, Karen Ferguson, and Robin Jensen, provided an overview of CORA on the Coast including programs, partnership with Coastside Hope, and services provided.

MIDCOAST COMMUNITY COUNCIL UPDATE

Scott Baldinger provided an update on the Midcoast Community Council.

FIRE PIT PROJECT PRESENTATION

Chloe Standez, local Eagle Scout, presented the results of the Fire Pit Pilot Project.

MAYOR’S ANNOUNCEMENTS OF COMMUNITY ACTIVITIES AND COMMUNITY SERVICE

Mayor Brownstone announced the Jazz and Wine Festival on May 10, 2025.

REPORT OUT FROM RECENT CLOSED SESSION MEETINGS

City Attorney Engberg reported that the Council met to discuss Vidovich v. City of Half Moon Bay et al., San Mateo Superior Court, Case No. 24-CIV-08216 and voted 4-0, Mayor Brownstone recused, to approve a settlement agreement, with June 3, 2025 as the proposed date for project reconsideration.

CITY MANAGER UPDATES TO COUNCIL

None.

PUBLIC FORUM

The following individuals addressed the Council:

- Krystlyn Giedt
- Joaquin Jimenez
- Nancy Fontana

1. CONSENT CALENDAR

The Consent Calendar consisted of the following items:

1.A WAIVE READING OF RESOLUTIONS AND ORDINANCES

1.B APPROVAL OF MINUTES

1.C TREASURER’S REPORT FOR THE QUARTER ENDING MARCH 31, 2025

MOTION

Vice Mayor Ruddock and Councilmember Jonsson seconded a motion to approve the Consent Calendar. The question was called and the motion carried unanimously.

2. ORDINANCES AND PUBLIC HEARINGS

2.A ADOPTION OF LOCAL HAZARD MITIGATION PLAN INTO THE SAFETY ELEMENT

Community Development Director Lacko presented the staff report.

The following individual addressed the Council:

- Hazel Joanes

The Council asked questions of staff and discussed the item.

MOTION

Vice Mayor Ruddock moved and Councilmember Nagengast seconded a motion to adopt a resolution amending the 1991 Safety Element of the General Plan to incorporate by reference the City's Local Hazard Mitigation Plan. The question was called and the motion carried unanimously.

3. RESOLUTIONS AND STAFF REPORTS

3.A UPDATES ON THE RENT STABILIZATION PROGRAM AND RENTAL REGISTRY PROGRAM

Administrative Analyst Acosta presented the staff report.

The following individuals addressed the Council:

- Barbara Lavey
- Sarah Bueno
- Linda Crose Anderson
- Frank Vella
- Juliette Kulda
- Nancy Fontana
- Krystlyn Geidt
- Jan Gray
- Glen Mitchell
- Evelyn Desuza
- Nancy Stern
- James Benjamin
- Judith Guerro
- Matthew des Tombe
- Matthew Burriesci

RECESS

Mayor Brownstone called a recess at 9:01 p.m. The meeting reconvened at 9:09 p.m. with all Councilmembers present.

The Council asked questions of staff and discussed the item.

MOTION

Councilmember Penrose moved and Mayor Brownstone seconded a motion to continue the current program for one more year while collecting data on the number of units lost and/or converted to condos, number of landlords who left, any additional costs to landlords, and

consider all other alternatives to provide rent subsidization, and approve exemption for affordable housing developers. The question was called and the motion carried 3-2, Councilmember Nagengast and Vice Mayor Ruddock dissenting.

3.B SANITARY SEWER MASTER PLAN AND HYDRAULIC MODEL UPDATE

Public Works Director Bozorginia and Vivian Housen, V.W. Housen and Associates, presented the staff report.

The Council asked questions and discussed the item.

3.C CAPITAL IMPROVEMENT PROGRAM UPDATE

City Attorney Engberg announced that Councilmember Jonsson would recuse from the Kehoe Watershed Project if discussed.

Public Works Director Bozorginia presented the staff report.

The following individual addressed the Council:

- Jimmy Benjamin

The Council asked questions and discussed the item.

3.D CITY COUNCIL PRIORITY SETTING FOR FY 2025-26

This item was continued to May 20, 2025.

3.E COMMUNITY SERVICES FINANCIAL ASSISTANCE PROGRAM

This item was continued to May 20, 2025.

COMMISSION / COMMITTEE UPDATES

None.

FOR FUTURE DISCUSSION / POSSIBLE AGENDA ITEMS

None.

CITY COUNCIL REPORTS

Vice Mayor Ruddock discussed the Coalition Against Bigger Trucks' request for the City to oppose the

Federal Bill allowing larger trucks. The Council concurred as part of the City's Legislative Platform.

ADJOURNMENT

Mayor Brownstone adjourned the meeting at 11:19 p.m.

Respectfully Submitted:

Approved:

Maggie Rodriguez, Assistant City Clerk

Robert Brownstone, Mayor

BUSINESS OF THE COUNCIL OF THE CITY OF HALF MOON BAY

AGENDA REPORT

For meeting of: **June 17, 2025**

TO: Honorable Mayor and City Council

VIA: Matthew Chidester, City Manager

FROM: Maz Bozorginia, Public Works Director/City Engineer

TITLE: **SENATE BILL 1 LOCAL STREETS AND ROAD IMPROVEMENT PROJECT LIST – FY 2025-26**

RECOMMENDATION:

Adopt a resolution approving the 2025 Pavement Management Project as the dedicated project for Road Maintenance and Rehabilitation Account (RMRA) Funding.

FISCAL IMPACT:

There is no fiscal impact associated with the approval of the program and project mentioned above as the dedicated project for the RMRA Funding. Approving the project list will retain Half Moon Bay’s eligibility for RMRA funds from the State. It is estimated that the City will receive approximately \$307,262 in RMRA funds in FY 2025-26. These program funds are brought before the City Council for allocation and approval through the annual budget.

STRATEGIC ELEMENT:

This action supports the *Infrastructure and Environment, Healthy Communities and Public Safety, and Fiscal Sustainability* Elements of the Strategic Plan.

BACKGROUND:

On April 28, 2017, the Governor signed Senate Bill (SB) 1 which is known as the Road Repair and Accountability Act of 2017, to address basic road maintenance, rehabilitation, and critical safety needs on both the state highway and local streets and road system (<http://catc.ca.gov/programs/sb1/l srp/>). SB 1 is funded through an increase of fuel excise taxes, increases in diesel fuel sales taxes, and increases to vehicle registration fees. SB 1 includes provision for inflationary adjustments to tax rates in subsequent years.

On November 1, 2017, the State Controller started to deposit the SB-1 revenues into a newly created Road Maintenance and Rehabilitation Account (RMRA). A percentage of this new RMRA funding is being apportioned by formula to eligible cities and counties pursuant to Streets and Highways Code (SHC) Section 2032(h) for basic road maintenance, rehabilitation, and critical safety projects through the Local Streets and Roads (LSR) Program.

On March 21, 2018, The California Transportation Commission (CTC) adopted the updated reporting guidelines for the Road Maintenance and Rehabilitation Account Local Streets and Roads Funding Program, which requires jurisdictions to identify the use of RMRA funds in an adopted resolution. It also requires a project expenditure report at the end of the year detailing the description, location, amount of funds expended, and estimated useful life of improvements constructed with program funding.

The City, since enactment, has received annual allocations from the LSR Program. These funds have been designated, through Council adopted resolutions, primarily to the City's general road maintenance and pavement management efforts.

DISCUSSION:

In FY 2025-26, the City's LSR allocation is estimated to increase slightly from \$300,838 to \$307,262 with the new RMRA funds. While we appreciate the funding provided, the amount received annually does not meet the capital repair and construction needs of the City. These funds are often combined with other City funds, where possible, and supplemented/leveraged with grant funds and/or benefit assessment district funds.

The objective of the LSR Program is to address deferred maintenance on local streets and roads system through the prioritization and delivery of basic road maintenance and rehabilitation projects as well as critical safety projects. The adopted Capital Improvement Program (CIP) includes the annual Pavement Management and Traffic Safety Program that addresses the types of projects/improvements envisioned under SB 1.

The focus of the 2025 Pavement Management Project (CIP No. 0514) for FY 2025-26 will be maintaining the existing streets throughout City Limits. Pavement maintenance is intended to extend the useful life of existing streets and reduce road hazards such as cracks, potholes, etc., which in turn will maintain/improve the City's Pavement Condition Index rating. Maintaining City streets benefits many users including bicyclists and mass transit. The City will commence the design and construction of the annual street maintenance project while assessing other streets that are in the fair to good range to maintain the structural integrity of the streets as well. In addition, staff will work on the plans, specifications, and estimate for Belleville Boulevard, Kelly Avenue and other critical roadway segments that need improvements in the next Fiscal Year.

Due to the broad and applicable scope of the 2025 Pavement Management Project and the limited amount of funding that the City expects to receive from the LSR Program, staff is recommending that the City identify the 2025 Pavement Management Project of the CIP as the project recipients of RMRA Funding. It is important to note that adoption of the proposed project list does not limit the flexibility of the City to fund projects in accordance with local needs and priorities, as long as the projects are consistent with RMRA priorities.

ATTACHMENTS:

1. Resolution
2. Estimated SB 1 Funding Sheet FY 2025-26

RESOLUTION NO. C-2025-

A RESOLUTION OF THE CITY COUNCIL OF THE CITY OF HALF MOON BAY ADOPTING A LIST OF PROJECTS FOR FISCAL YEAR 2025-26 TO BE FUNDED BY SB 1: THE ROAD REPAIR AND ACCOUNTABILITY ACT OF 2017

WHEREAS, Senate Bill 1 (SB 1), the Road Repair and Accountability Act of 2017 (Chapter 5, Statutes of 2017) was passed by the Legislature and Signed into law by the Governor in April 2017 to address the significant multi-modal transportation funding shortfalls statewide; and

WHEREAS, SB 1 includes accountability and transparency provisions that will ensure the residents of our City are aware of the projects proposed for funding in our community and which projects have been completed each fiscal year; and

WHEREAS, the City must adopt by resolution a list of projects proposed to receive fiscal year funding from the Road Maintenance and Rehabilitation Account (RMRA), created by SB 1, which must include a description and the location of each proposed project, a proposed schedule for the project's completion, and the estimated useful life of the improvement; and

WHEREAS, the City of Half Moon Bay, will receive an estimated \$307,262 in RMRA funding in Fiscal Year 2025-26 from SB 1; and

WHEREAS, this is the ninth year in which the City of Half Moon Bay is receiving SB 1 funding and will enable the City to continue essential road maintenance and rehabilitation projects, safety improvements, repairing and replacing aging bridges, and increasing access and mobility options for the traveling public that would not have otherwise been possible without SB 1; and

WHEREAS, the City of Half Moon Bay has undergone a robust public process to ensure public input into our community's transportation priorities/the project list; and

WHEREAS, the City of Half Moon Bay used a Pavement Management System to develop the SB 1 project list to ensure revenues are being used on the most high-priority and cost-effective projects that also meet the communities' priorities for transportation investment; and

WHEREAS, the funding from SB 1 will help the City of Half Moon Bay maintain and rehabilitate several streets/roads and add active transportation infrastructure throughout the City this year and many more similar projects into the future; and

WHEREAS, the 2021 California Statewide Local Streets and Roads Needs Assessment found that the City streets and roads are in an "at-risk" condition and this revenue will help us increase the overall quality of our road system and over the next decade will bring our streets and roads into a "good" condition; and

WHEREAS, the SB 1 project list and overall investment in our local streets and roads infrastructure with a focus on basic maintenance and safety, investing in complete streets infrastructure, and using cutting-edge technology, materials and practices, will have significant positive co-benefits statewide.

NOW, THEREFORE IT IS HEREBY RESOLVED, ORDERED AND FOUND by the City Council of the City of Half Moon Bay, State of California, as follows:

1. The foregoing recitals are true and correct.
2. The following list of newly proposed projects will be funded in-part or solely with Fiscal Year 2025-26 Road Maintenance and Rehabilitation Account revenues:

Project Title: 2025 Pavement Management Project

Project Description: The project involves pavement maintenance, such as slurry sealing, crack sealing, mill and filling, and more, to prolong the usable life of existing streets by utilizing the most recent Pavement Management Survey completed in May 2025. Funds from this project will also evaluate possible Bike Lane improvements as described in the City's Bike/Ped Master Plan.

Project Location: Various Locations in Half Moon Bay Jurisdiction, including, but not limited to, streets within the Town Center and Arleta Park Subdivision areas.

Estimated Project Schedule: Start 07/25 – Completion 06/26

Estimated Project Useful Life: 10 – 30 Years

I, the undersigned, hereby certify that the foregoing Resolution was duly passed and adopted on the 17th day of June 2025, by the City Council of Half Moon Bay by the following vote:

Ayes, Councilmembers:

Noes, Councilmembers:

Absent, Councilmembers:

Abstain, Councilmembers:

ATTEST:

APPROVED:

Maggie Rodriguez, Assistant City Clerk

Robert Brownstone, Mayor

Shared Revenue Estimates: State Revenue Allocations to Cities and Counties
Local Streets and Roads Estimates: 2024-25, 2025-26
Including Highway Users Tax Account (HUTA) and
Road Maintenance and Rehabilitation Account (RMRA)

The state of California imposes per-gallon excise taxes on gasoline and diesel fuel, sales taxes on gasoline and diesel fuel and registration taxes on motor vehicles with allocations dedicated to transportation purposes.¹ The local (city and county) portions of these allocations flow through the Highway Users Tax Account (HUTA), the familiar gasoline tax revenues that have been in place for decades, and the Road Maintenance and Rehabilitation Account (RMRA) which allocates much of the revenue from the Road Repair and Accountability Act of 2017 (SB1 Beall).

State taxes transferred to and allocated through the state Highway Users Tax Account (HUTA) include:

- The per gallon “gasoline tax” and “diesel fuel tax” imposed on the use of vehicle fuels.
- The “use fuel tax,” imposed on vendors and users of motor vehicle fuels that are not taxed under either the gasoline or diesel fuel tax, such as liquefied petroleum gas, ethanol, methanol and natural gas (both liquid and gaseous) for use on state highways. Use Fuel Tax rates vary depending on the type of fuel.
- Variable rate per gallon gasoline diesel fuel excise taxes imposed in 2010-11 in a complicated arrangement known as the “fuel tax swap.” This rate replaced the previous Proposition 42 sales tax on gasoline.

Transportation taxes allocated to cities and counties through the Road Maintenance and Rehabilitation Account (RMRA) established by the Road Repair and Accountability Act of 2017 (SB1 Beall) include:

- An additional 12 cent per gallon increase to the gasoline excise tax effective November 1, 2017 with annual inflation adjustments beginning July 1, 2020.
- An additional 20 cent per gallon increase to the diesel fuel excise tax effective November 1, 2017 with half of the revenues going to the state Trade Corridor Enhancement Account (TCEA) and half to the RMRA. Annual inflation adjustments beginning July 1, 2020.
- An additional vehicle registration tax called the “Transportation Improvement Fee” with rates based on the value of the motor vehicle effective January 1, 2018 with annual inflation adjustments beginning July 1, 2020.
- An additional \$100 vehicle registration tax on zero emissions vehicles of model year 2020 or later effective July 1, 2020 with annual inflation adjustments beginning July 1, 2021.

The Road Repair and Accountability Act of 2017 (SB1 Beall) also adopted annual inflationary adjustments beginning July 1, 2020 to all per-gallon motor vehicle fuel excise taxes including the rates allocated through the Highway Users Tax Account (HUTA).

¹ Taxes on aircraft jet fuel are transferred to the state Aeronautics Account.

Highway Users Tax Account (HUTA)

Revenue Allocations – Streets & Highways Code Sec 2103-2108 “HUTA”

Cities and counties receive revenue from the motor vehicle fuel taxes imposed pursuant to Revenue and Taxation Code Section 7360(a) and (b) through the Highway User Tax Account under the following formulas outlined in the Streets and Highways code and illustrated in Figure 1.

Section 2104. Section 2104 allocates funds to counties with designated allotments for engineering and administration, snow removal, heavy rainfall / storm damage as well as county streets, roads and public mass transit guideways and facilities.

Section 2105. Section 2105(a) allocates 11.5 percent of the tax revenues in excess of 9 cents per gallon (i.e. the Proposition 111 rate) monthly among counties based on population.

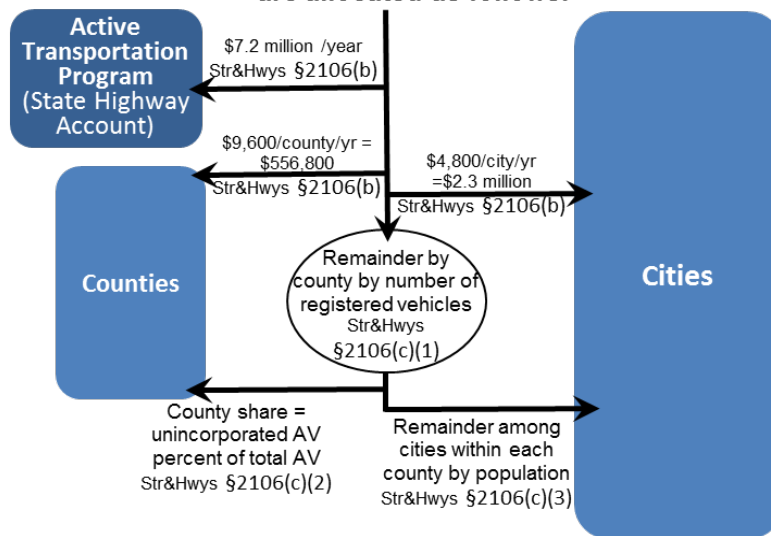
Section 2105(b) allocates 11.5 percent of the tax revenues in excess of 9 cents per gallon (i.e. the Proposition 111 rate) monthly among cities based on population.

Section 2106. Revenues equal to 1.04 cents per gallon are allocated as follows:

- a. \$7.2 million per year to the State Bicycle Transportation Account.
- b. \$400 per month to each city (\$2,308,800 per year among the 481 eligible cities²)
- c. \$800 per month to each county (\$556,800 per year among the 58 counties)
- d. The residual amount to each county and the cities in that county based on registered vehicles. In each county, from this amount, the county receives an allotment based on the share of assessed value of the county which is in the unincorporated area. The remainder is allocated to the cities within the county based on population.

Streets & Highways Code Section 2106

Revenues equal to 1.04 cents per gallon
are allocated as follows:



² The city of Rolling Hills has only private streets and is therefore not eligible to receive these allocations.

Section 2107. This section provides monthly allocations to cities of 1.315 cents per gallon of gasoline, 1.8 cents per gallon of diesel, and 2.59 cents per liquefied petroleum gas (LPG), as follows.

- a. Each city with snow removal costs in excess of \$5,000 is allocated 50 percent of the cost exceeding \$5,000.
- b. The remainder is allocated to cities based on population.

Section 2107.5. These funds (about \$2.7 million per year) are allocated to cities annually in July based on population as follows:

Streets & Highway Code §2107.5	
City Population	Annual Allocation
over 500,000	\$ 20,000
100,000 to 500,000	\$ 10,000
50,000 to 99,999	\$ 7,500
25,000 to 49,999	\$ 6,000
20,000 to 24,999	\$ 5,000
15,000 to 19,999	\$ 4,000
10,000 to 14,999	\$ 3,000
5,000 to 9,999	\$ 2,000
less than 5,000	\$ 1,000

Section 2107.5 funds must be used for engineering costs and administrative expenses related to city streets. Cities with populations under 10,000 may also expend the moneys for street construction or acquisition of street rights-of-way.

Section 2103 HUTA and the 2010 Gasoline Sales Tax – Excise Tax Swap

In March 2010 as a part of a special budget session called by Governor Schwarzenegger, the Legislature enacted a swap of state sales taxes on gasoline for a gasoline excise tax. Intended to be “revenue neutral,” the fuel tax swap provided the Legislature with greater flexibility in the use of funds, in particular relieving the general fund from the cost of state transportation debt service payments. The fuel tax swap:

- 1. Repealed the state sales tax on gasoline (local rates including the Bradley Burns are NOT affected);
- 2. Increased the excise tax on gasoline by 17.322 cents and added an annual adjustment mechanism intended to ensure the new excise tax provides, over time, the same amount of revenues expected from the sales tax on gas (no more, no less);
- 3. Increased the sales tax on diesel by 1.75 percent and allocated 75 percent to local transit agencies and 25 percent to state transit programs. The excise tax on diesel was reduced from 18 cents to 13.6 cents. Sales tax revenues from diesel must go to transit funding.
- 4. Provided for a specific allocation of the funds among state and local transportation needs.

Revenues from the new Section 2103 excise tax rate are now allocated as follows:

- 1. State transportation debt service;
- 2. Remainder allocated:
 - a. 44 percent to the State Transportation Improvement Program (STIP);
 - b. 12 percent State Highway Operation and Protection Program (SHOPP);
 - c. 44 percent evenly split between cities and counties using current HUTA formulas.

Section 2103 funds are allocated to cities on a per capita basis and to counties 75 percent based on the proportion of registered vehicles and 25 percent based on the proportion of maintained county road miles.

The law included expressed legislative intent to fully replace the local streets and road funds cities and counties would have received under Proposition 42 state sales tax on gasoline with allocations from the new higher motor vehicle excise tax (HUTA) rate.

However, the swap created certain revenue effects related to the timing and receipt of revenues. In particular, the law provided that the new excise tax rate be adjusted annually by the BOE to garner an amount of revenues equal to what Prop42 would have provided in the prior year. Thus, the annual Sec 2103 funds were always “looking backward.” If the Section 2103 amounts generated less than Prop42 would have, the difference was made up until the following year.

In the years following the swap, there were a number of snafus and changes in interpretation of the Section 2103 allocation. In FY2011-12 SCO allocated more money to cities and counties and did not fully backfill state transportation programs for weight fees that were used for debt service and loans that those funds would have otherwise received. This was contrary to the Legislature’s intention, but the statute was not clear. The statute was clarified in the 2013 budget to clarify the original intent of the weight fee swap to fully backfill state transportation funds. [Streets & Highways Code 2103 (a)(1)(D)].

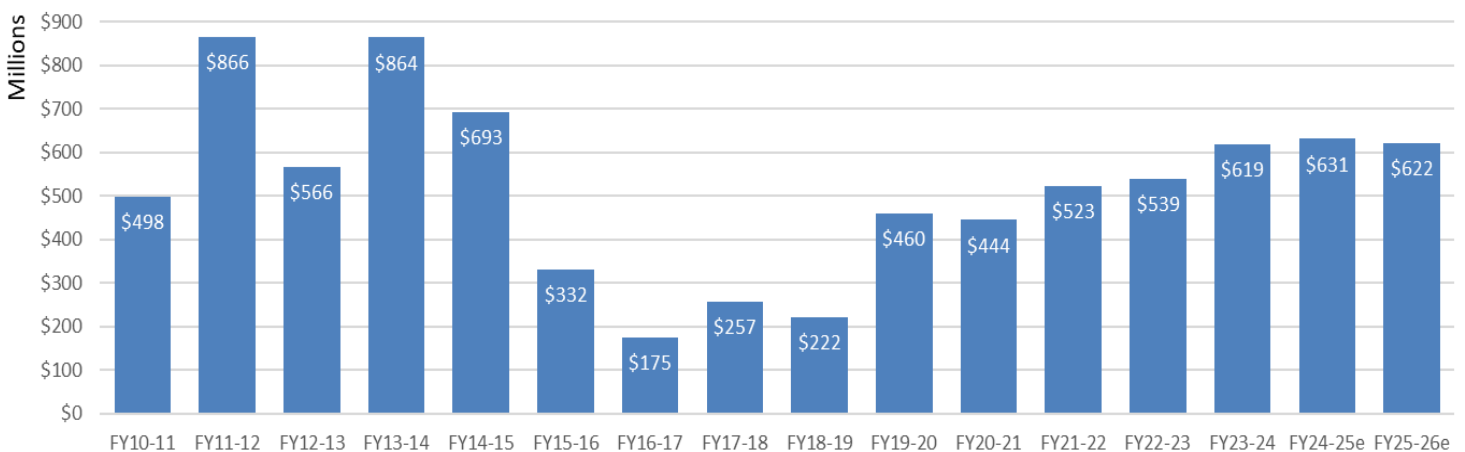
Changes to HUTA Allocated Rates, Including the Variable Rate by the Road Repair and Accountability Act of 2017 (SB1 Beall)

In addition to increasing various fuel and motor vehicle registration taxes, the Road Repair and Accountability Act of 2017 (SB1 Beall) removed BOE’s discretionary rate setting role over the Section 2103 variable rate and reset the variable rate at 17.3 cents per gallon on July 1, 2019, up from the current 11.7 cents. This adjustment more than doubled Section 2103 revenue allocations for FY2019-20 over the prior year.

With regard to diesel fuel taxes, SB1 also eliminated the price-based adjustment mechanism applied to the diesel fuel tax rate.

Since 2020, gasoline and diesel fuel excise tax rates are increased on July 1 by the change in the California Consumer Price Index from the prior year. These include the 18 cent per gallon base rate, the 17.3 percent per gallon rate, the diesel fuel excise tax rate and vehicle registration taxes.

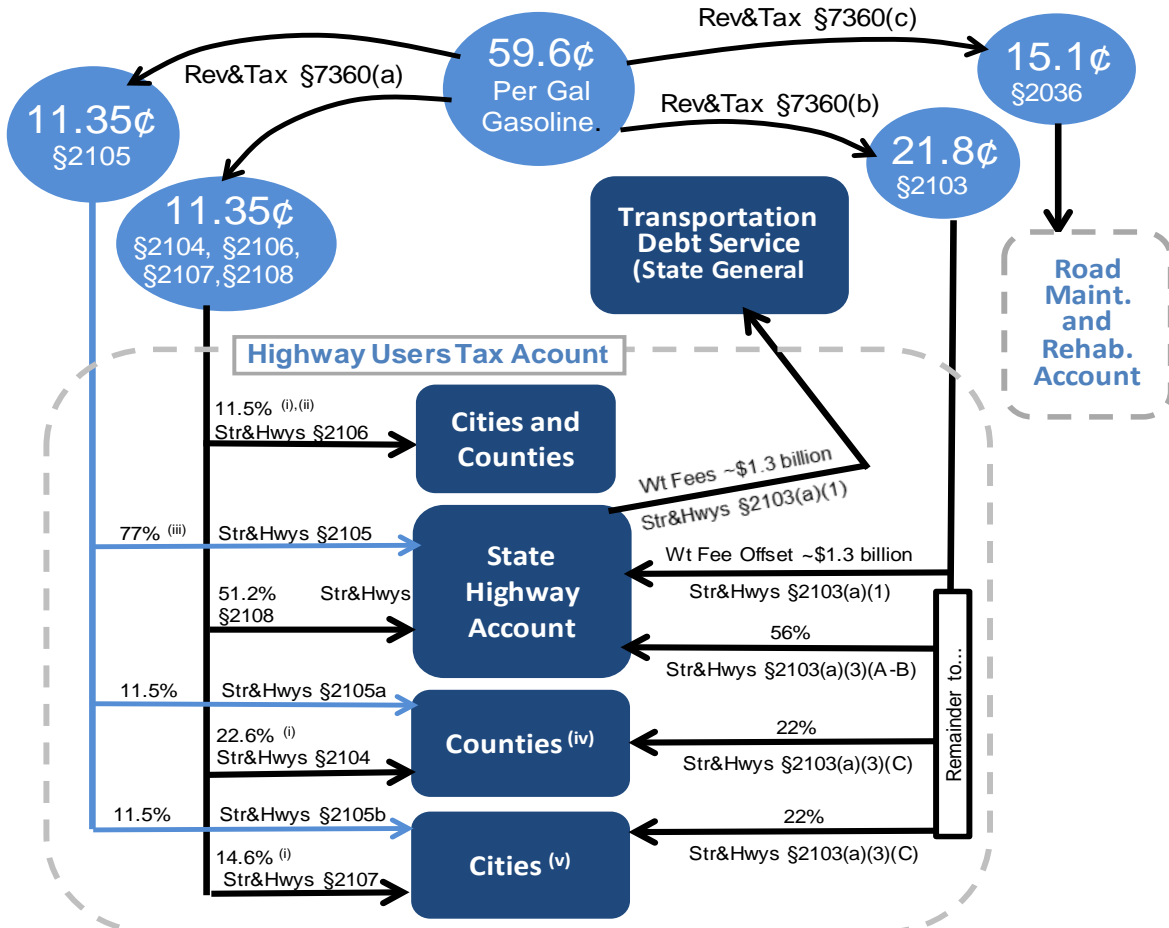
Streets & Highways Code Section 2103 Variable Gas Tax Allocations to Cities and Counties



California Gasoline Excise Tax Rates - Per Gallon				
Effective Date	Base Rate	Sec2103	SB1 Rate	Total
July 1, 2015	\$ 0.180	\$ 0.120		\$ 0.300
July 1, 2016	\$ 0.180	\$ 0.098		\$ 0.278
July 1, 2017	\$ 0.180	\$ 0.117		\$ 0.297
Nov 1, 2017*	\$ 0.180	\$ 0.117	\$ 0.120	\$ 0.417
July 1, 2019	\$ 0.180	\$ 0.173	\$ 0.120	\$ 0.473
July 1, 2020	\$ 0.192	\$ 0.185	\$ 0.128	\$ 0.505
July 1, 2021	\$ 0.194	\$ 0.187	\$ 0.130	\$ 0.511
July 1, 2022	\$ 0.205	\$ 0.197	\$ 0.137	\$ 0.539
July 1, 2023	\$ 0.220	\$ 0.212	\$ 0.147	\$ 0.579
July 1, 2024	\$ 0.227	\$ 0.218	\$ 0.151	\$ 0.596
July 1, 2025e	\$ 0.233	\$ 0.224	\$ 0.155	\$ 0.612

California Diesel Excise Tax Rates			
Effective Date	Base Rate	SB1 Rate	Total
July 1, 2017	\$ 0.160		\$ 0.160
Nov 1, 2017*	\$ 0.160	\$ 0.200	\$ 0.360
July 1, 2019	\$ 0.160	\$ 0.200	\$ 0.360
July 1, 2020	\$ 0.171	\$ 0.214	\$ 0.385
July 1, 2021	\$ 0.173	\$ 0.216	\$ 0.389
July 1, 2022	\$ 0.182	\$ 0.228	\$ 0.410
July 1, 2023	\$ 0.196	\$ 0.245	\$ 0.441
July 1, 2024	\$ 0.202	\$ 0.252	\$ 0.454
July 1, 2025e	\$ 0.207	\$ 0.259	\$ 0.466

Allocation of Gasoline Excise Tax Revenues rates effective July 1, 2024



(ii) Str&Hwy Code §2106 funds are distributed based on registered vehicles, assessed property valuation, and population.

(iii) A portion of funds in State Highway Account is allocated among counties and cities for Regional Transportation Improvement Programs.

(iv) County apportionments are based on numbers of registered vehicles and county road mileage.

(v) City apportionments are based on population.

(vi) These rates are adjusted annually on July 1 for inflation (consumer price index).

Use of Funds: HUTA

The use of local Motor Vehicle Fuel Tax funds is restricted by Article XIX of the California State Constitution and by Streets and Highways Code Section 2101. All Motor Vehicle Fuel Tax funds allocated from the Highway Users Tax Account must be expended for the following:

- (a) The research, planning, construction, improvement, maintenance, and operation of public streets and highways (and their related public facilities for nonmotorized traffic), including the mitigation of their environmental effects, the payment for property taken or damaged for such purposes, and the administrative costs necessarily incurred in the foregoing purposes.
- (b) The research and planning for exclusive public mass transit guideways (and their related fixed facilities), the payment for property taken or damaged for such purposes, and the administrative costs necessarily incurred in the foregoing purposes.
- (c) The construction and improvement of exclusive public mass transit guideways (and their related fixed facilities), including the mitigation of their environmental effects, the payment for property taken or damaged for such purposes, the administrative costs necessarily incurred in the foregoing purposes, and the maintenance of the structures and the immediate right-of-way for the public mass transit guideways.
- (d) The payment of principal and interest on voter-approved bonds issued for the purposes specified above.

Three Year State General Fund TCRF Loan Repayment Funds

SB1 stipulated the repayment of \$706 million by the state General Fund to transportation funds over three fiscal years: 2017-18, 2018-19, and 2019-20. Under SB1, \$75 million was allocated to local streets and roads from repayments of Transportation Congestion Relief Funds (TCRF) in each of these three years. These funds were allocated half to cities and half to counties with the city funds allocated among cities on a per capita basis, the county funds allocated among counties based on numbers of registered vehicles and county road mileage.

These TCRF revenues may be deposited in local HUTA funds.³ However, these TCRF funds carried slightly different use requirements than HUTA funds. TCRF funds could be expended only for street and highway maintenance, rehabilitation, reconstruction or storm damage repair. For these purposes,

- “Maintenance” means patching and/or overlay and sealing.
- “Reconstruction” includes any overlay, sealing or widening of the roadway, if the widening is necessary to bring the roadway width to the state minimum standards, but does not include widening for the purpose of traffic capacity.
- “Storm damage repair” is repair or reconstruction of local streets and highways and related drainage improvements that have been damaged due to winter storms and flooding, and construction of drainage improvements to mitigate future roadway flooding and damage problems, in those jurisdictions that have been declared disaster areas by the President of the United States.

³ Note that the “loan repayment” is between the state general fund and state transportation funds. From an accounting standpoint this is NOT a debt repayment to local agencies, it is simply revenue.

Road Maintenance and Rehabilitation Account (RMRA)

Revenue Allocations – Streets & Highways Code Sec 2031 “RMRA”

The Road Repair and Accountability Act of 2017 (SB1 Beall) represented a significant additional investment in California’s transportation systems of over \$5 billion per year. The Act increased per gallon fuel excise taxes, diesel fuel sales taxes and vehicle registration taxes, stabilized the problematic price-based fuel tax rates and provided for inflationary adjustments to rates in future years. The Act is more than doubling local streets and road funds allocated through the Highway Users Tax Account (HUTA) and through the Road Maintenance and Rehabilitation Account (RMRA) which it established.

The RMRA receives funds⁴ from the following new taxes imposed under the Road Repair and Accountability Act of 2017:

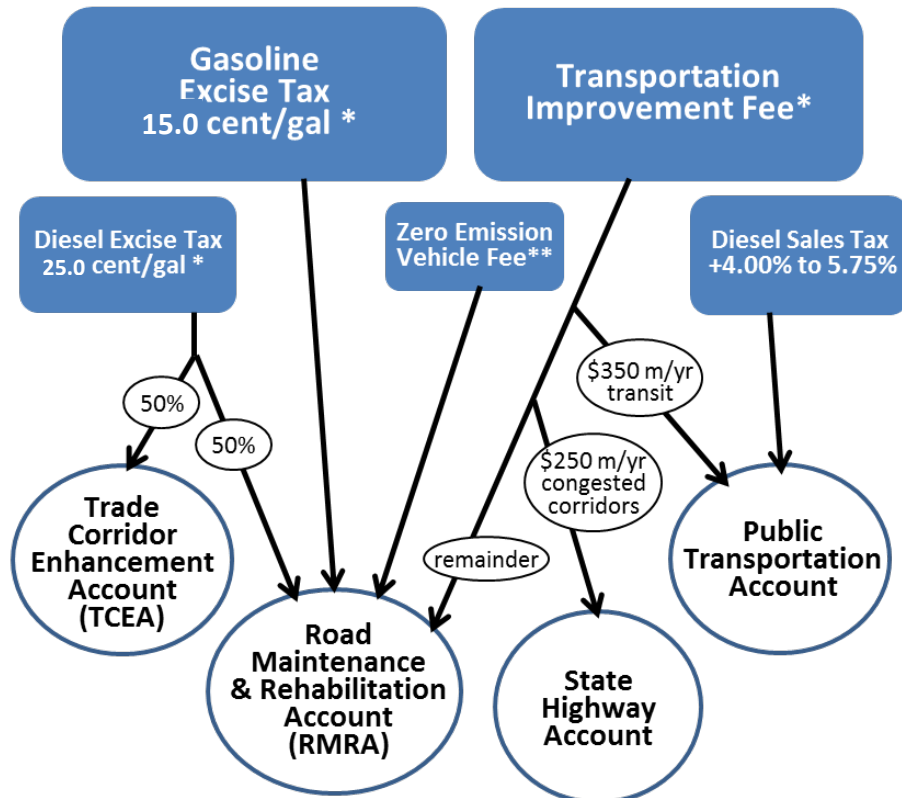
- A 12 cent per gallon increase to the gasoline excise tax effective November 1, 2017.
- A 20 cent per gallon increase to the diesel fuel excise tax effective November 1, 2017, half of which will be allocated to Trade Corridors Enhancement Account (TCEA) with the remaining half to the RMRA.
- A new vehicle registration tax called the “transportation improvement fee,” effective January 1, 2018, based on the market value of the vehicle.
- An additional new \$100 vehicle registration tax on zero emission vehicles model year 2020 and later effective July 1, 2020.
- Annual rate increases to these taxes every July 1 (January 1 for the registration fees) for the change in the California Consumer Price Index. The first adjustment made on July 1, 2020 covered CPI change for two years: November 1, 2017 through November 12, 2019.

SB1 Transportation Improvement Fee							
Vehicle Value	Jan 2018	Jan 2020	Jan 2021	Jan 2022	Jan 2023	Jan 2024	Jan 2025
0 - \$4,999	\$ 25	\$ 27	\$ 27	\$ 28	\$ 29	\$ 32	\$ 32
\$5,000 - \$24,999	\$ 52	\$ 54	\$ 55	\$ 56	\$ 59	\$ 65	\$ 65
\$25,000 - \$34,999	\$ 105	\$ 107	\$ 110	\$ 112	\$ 118	\$ 129	\$ 129
\$35,000 - \$59,999	\$ 157	\$ 161	\$ 165	\$ 168	\$ 177	\$ 194	\$ 194
\$60,000 & over	\$ 183	\$ 188	\$ 192	\$ 196	\$ 206	\$ 227	\$ 227

SB1 Road Improvement Fee (RIF)							
	Jan 2020	Jan 2021	Jan 2022	Jan 2023	Jan 2024	Jan 2025	
ZEV vehicle*	\$ 100	\$ 101	\$ 103	\$ 108	\$ 118	\$ 118	

⁴ In addition, funds from a 4 percent increase in the diesel sales tax to 5.75 percent from the prior 1.75 percent effective November 1, 2017 are allocated to the Public Transportation Account.

Road Maintenance and Rehabilitation Account Revenues



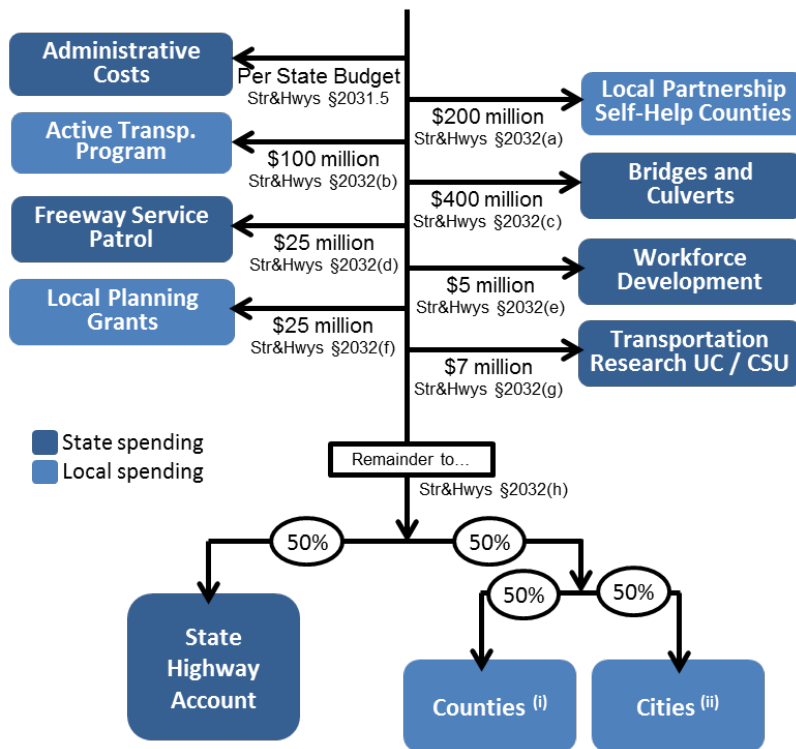
* adjusted for inflation annually beginning 7/1/2020

** effective 7/1/2020 adjusted for inflation annually beginning 7/1/2021

The Road Repair and Accountability Act directs the State Controller to allocate, on a monthly basis, fifty percent of the revenues in the RMRA to the State Highway Operation and Protection Program (SHOP) in the State Highway Account and half to cities and counties. But there are a series of specific program allocations, subject to appropriation in the annual state budget, to be taken out first:

1. Administrative costs.
2. \$200 million for the State-Local-Partnership Program for existing and aspiring self-help jurisdictions.
3. \$100 million annually for the Active Transportation Program for the purpose of encouraging increased use of active modes of transportation, such as biking and walking.
4. \$400 million for state bridge and culvert maintenance and rehabilitation.
5. \$25 million for the state's Freeway Service Patrol program.
6. \$5 million for five years through FY 2021-22 for pre-apprenticeship training programs of the California Workforce Development Board.
7. \$25 million for local planning grants to encourage local and regional planning.
8. \$7 million for transportation research and transportation-related workforce education, training, and development including \$5 million to the University of California and \$2 million to the California State University.

Allocation of Road Maintenance and Rehabilitation Account Revenues



(i) County apportionments are based on numbers of registered vehicles and county road mileage.
 (ii) City apportionments are based on population.

Use of Funds: RMRA [Streets and Highways Code Section 2030]

The use of RMRA local streets and roads funds is similar but, not identical, to HUTA use rules. Pursuant to Streets and Highways Code Section 2030, RMRA local streets and roads allocations must be used for projects “that include, but are not limited to,” the following

- Road maintenance and rehabilitation
- Safety projects
- Railroad grade separations
- Traffic control devices
- Complete street components, “including active transportation purposes, pedestrian and bicycle safety projects, transit facilities, and drainage and storm-water capture projects in conjunction with any other allowable project.”

RMRA funds may also be used to satisfy a match requirement for projects eligible for state or federal funds.

SB1 also contains non-obligatory intent language regarding the use of funds. “To the extent possible and cost effective,” cities and counties are to use a use:

- advanced recycling techniques that reduce greenhouse gas emissions;
- automotive technologies, ZEV fueling, infrastructure-to-vehicle;
- communications autonomous vehicle systems;
- resiliency re climate change, fires, floods, sea level rise; and
- complete street elements, access for bicycles, pedestrians.

If a city or county has an average Pavement Condition Index that meets or exceeds 80, the city or county may spend its RMRA funds on transportation priorities other than these. [Streets and Highways Code Sec 2037]

Maintenance of Effort: RMRA [Streets and Highways Code Sec 2036]

The Road Repair and Accountability Act contains a local agency maintenance of effort (MOE) requirement that applies to funds allocated through the RMRA. The Act states that the MOE requirement is to ensure that these new roads funds do not supplant existing levels of city and county general revenue spending on streets and roads. The MOE for the receipt of RMRA funds state that a city or county must maintain general fund spending for street, road, and highway purposes at no less than average of 2009–10, 2010–11, and 2011–12 years. In making this calculation an agency may exclude one-time funds. A city or county that fails to comply in a particular year may make it up with in additional expenditures in the following year.

The Act provides that the State Controller may perform audits to ensure compliance with these MOE rules. If the State Controller determines that a city or county has not met its MOE, the agency will be required to reimburse the state for the funds it received during that fiscal year. However, a city or county that fails to comply in a particular fiscal year may expend during that fiscal year and the following fiscal year a total amount that is sufficient to comply. Any funds withheld or returned as a result of a failure to comply will be reapportioned to the other counties and cities whose expenditures are in compliance.

For further guidance, see the State Controller’s *“Guidelines Relating to Gas Tax Expenditures for Cities and Counties.”*

Spending Plans and Reports: RMRA [Streets and Highways Code Sec 2034]

The Road Repair and Accountability Act stipulates that, prior to receiving RMRA funds in a fiscal year, a city or county must submit to the California Transportation Commission (CTC) a project list pursuant to an adopted budget. The list must include for each project: description, location, schedule, useful life. [Streets and Highways Code Sec 2034(a)]

The Road Repair and Accountability Act also requires that a city or county submit to the CTC an annual report of project completion in order to receive RMRA funds. The report must include descriptions of all projects for which RMRA funds were expended including: description, location, funds expended, completion date, estimated useful life of the project.

Budgeting and Accounting for RMRA Funds: The ~60 Day Delay

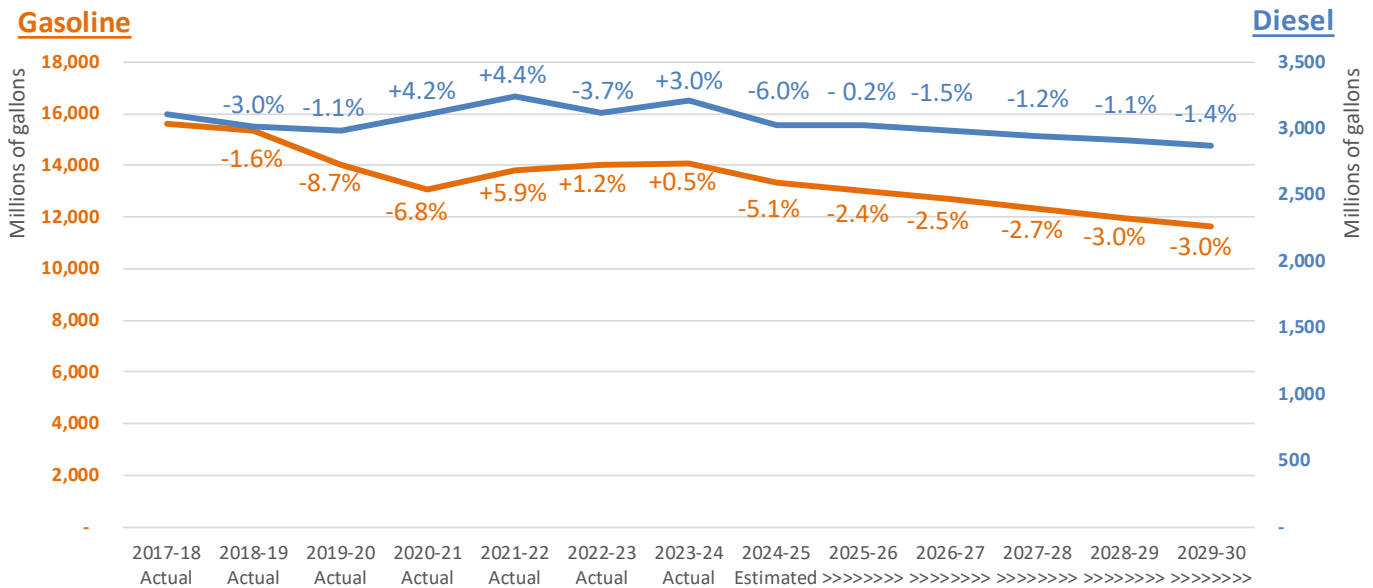
The allocation of Road Maintenance and Rehabilitation Account (RMRA) revenues to cities and counties takes many weeks. It takes the State Controller’s Office roughly 30 to 60 days from the time of revenue collection by the state, through the various statutory set asides to distribute the funds to cities and counties in monthly allocations. Consequently, the estimates shown in this report are for revenues collected for July through June are not received on a cash basis by local agencies until September through August. That is, for example, the FY2022-23 figure for your agency is revenues collected in and for July 2022 through June 2023 but distributed in monthly allocations September 2022 through August 2023. Cities and counties thus have two choices in the budgeting and accounting of RMRA revenues:

- 1) apply a 60 day accrual policy to RMRA funds (*recommended*); or
- 2) adjust RMRA budgets (especially in FY2017-18) to reflect a distributed cash basis.

Local Streets and Roads (HUTA and RMRA) Revenue Estimates for FY2024-25 and FY2025-26

We have computed revenue estimates for each city and county using a model reflecting the local allocation formulas, latest population figures used by the State Controller for allocations and estimates by the state Department of Finance (DOF) of statewide HUTA and RMRA tax revenues provided with the **Governor’s May Revision to the Proposed 2025-26 Budget (released May 14, 2025)** and analyses of SB1(Beall), The Road Repair and Accountability Act of 2017.

Fuel consumption was sharply down during the height of the COVID-19 pandemic but has largely recovered to its prior, slightly declining trajectory. Recently, fuel prices have increased steeply but the price of fuel no longer has a direct effect on local streets and roads revenues because all rates are per gallon, regardless of price.



Despite lower fuel consumption, scheduled rate increases stipulated in SB1 have kept local allocations of revenue growing at a modest pace. Total LSR allocations (including HUTA, TCRF, and RMRA) were up 6.7 percent in 2022-23 and 10.8 percent in 2023-24. Nevertheless, as fuel consumption gradually declines, revenue growth will soften. The Department of Finance projects total LSR allocations to cities and counties in 2024-25 will be 5.1 percent above FY 2023-24. For the budget year FY2025-26, DOF estimates total statewide local streets and roads allocations will grow just 1.7 percent.

HUTA (Highway Users Tax Account)

HUTA revenues are allocated to cities and counties pursuant to Sections 2103-2107 of the Streets and Highways Code. The per gallon excise tax rates that provide HUTA revenues are adjusted annually on July 1 as described above. Revenue changes depend on the combined effects of 1) these rate adjustments, 2) taxable gallonage, and 3) the relative change of statutory transfers including the “weight fee offset” that pays state transportation bond debt.

Sec2103-2108 HUTA allocations (not including RMRA) grew 12.6 percent in FY2023-24 largely reflecting the post-pandemic economic recovery. HUTA revenue growth is now flattening and will begin to decline in a few years. DOF estimates 2.6 percent HUTA growth in current year FY2024-25, leveling off to 0.01 percent growth in budget year FY2024-25.

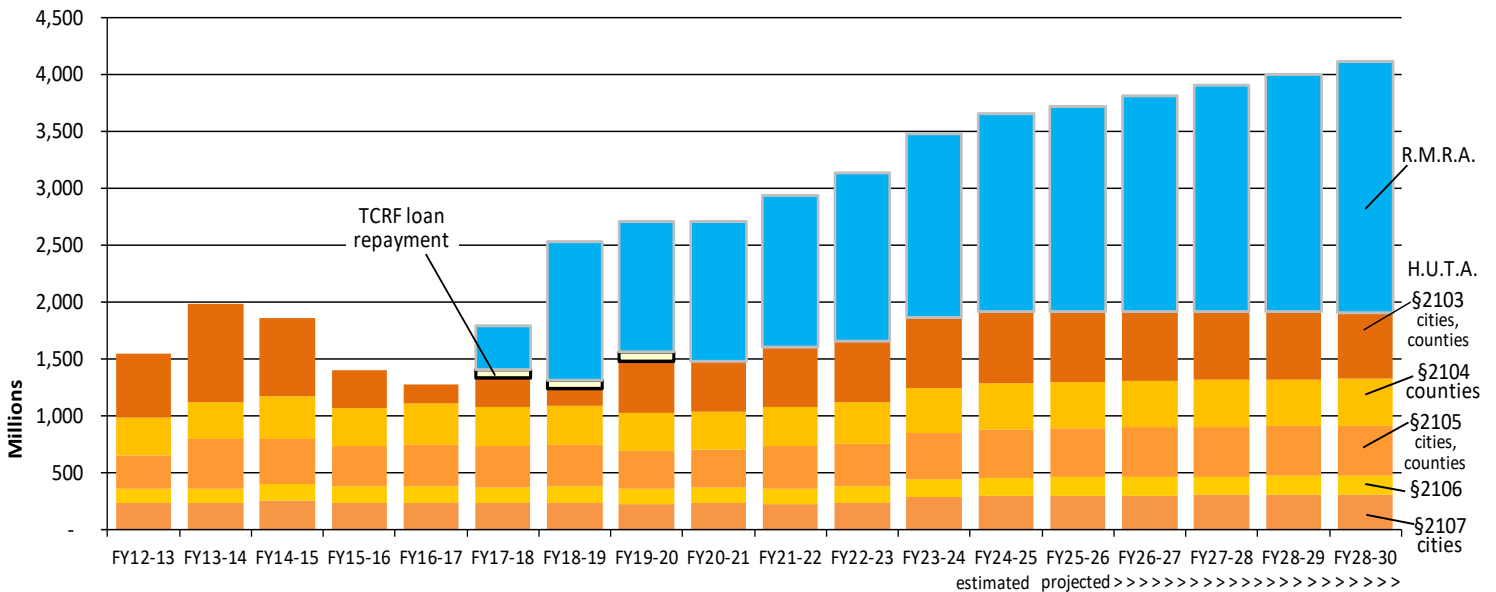
RMRA (Road Maintenance and Rehabilitation Account)⁵

The Road Repair and Accountability Act (SB1) taxes that provide funding to cities and counties through the RMRA began on November 1, 2017 when the new per-gallon fuel excise taxes took effect. It also includes allocations from the SB1 vehicle registration tax (“Transportation Improvement Fee”) and the zero emission vehicle registration tax (“Road Improvement Fee”).

DOF estimates FY2024-25 RMRA revenues will be 8.1 percent higher than FY2023-24 actuals and that FY2025-26 revenues will grow by 3.6 percent over the current year.

Why does city/county RMRA growth differ from city/county HUTA growth? Under SB1, various fixed-amount statutory allocations are made from the new SB1 tax rates prior to the city and county allocations. In addition, the \$1.3 million and growing “weight fee transfer” that is used to pay state transportation debt service is projected to grow more than the modest growth in HUTA revenues impacting the local allocations which follow.

California Local Streets and Roads Program - State Funds to Cities and Counties



Looking Ahead: Long Term Estimates of Local Streets and Roads Funding

Since the recovery following the COVID-19 pandemic of 2020, we have seen modest year over year growth in local streets and roads revenues. In future years, as alternative fuel vehicles come more into use, fuel consumption will continue to decline. The SB1 annual cost of living adjustments will help to maintain revenues but we will see decline in revenue growth to below the rate of inflation.

Due to complicated statutory transfers from these revenues before the city and county allocations are made (including the \$1.3 billion transfer for state transportation debt service), actual growth in funding allocated to cities and counties varies somewhat among the various categories of local streets and roads allocations and will not exactly mirror total tax collections. Taking all these factors into account, for the purposes of long-term

⁵ Note that RMRA revenues are delayed 60 days from collection to allocation. That is, the revenues for a July 1 to June 30 fiscal year are allocated September 1 through August 31. These are spendable in the fiscal year because your accounting staff “accrues” them back into your fiscal year.

transportation program planning, we estimate transportation allocations to cities and counties will increase in outyears at the following growth rates:

Estimated Annual Revenue Growth Rate over prior year

	<u>2025-26</u>	<u>2026-27</u>	<u>2027-28</u>	<u>2028-29</u>	<u>2029-30</u>
HUTA 2103	-1.4%	-1.2%	-2.0%	-2.1%	-2.5%
HUTA 2104	0.7%	0.7%	0.9%	0.6%	0.5%
HUTA 2105	0.7%	0.7%	0.9%	0.6%	0.5%
HUTA 2106	0.7%	0.7%	0.9%	0.6%	0.5%
HUTA 2107	0.7%	0.7%	0.9%	0.6%	0.5%
RMRA	3.6%	5.0%	5.1%	5.1%	6.1%

Your Mileage Revenues May Vary

Long-term, in addition to the growth in statewide local streets and roads revenue collections, the allocations to each particular city will be primarily related to changes in the city’s population relative to the change in state population in cities. The current forecast for California population, provided by the Demographics Unit of the California Department of Finance is as follows:⁶

California	<u>2022</u>	<u>2023</u>	<u>2024</u>	<u>2025</u>	<u>2026</u>	<u>2027</u>	<u>2028</u>	<u>2029</u>	<u>2030</u>	<u>2031</u>
Population	39,185,605	38,990,487	38,991,721	39,024,054	39,068,081	39,131,779	39,213,804	39,323,647	39,430,871	39,532,028
..... in Cities	32,713,003	33,118,970	33,120,018	33,182,482	33,219,919	33,274,082	33,343,828	33,437,229	33,528,402	33,614,417
percent change		1.24%	0.00%	0.19%	0.11%	0.16%	0.21%	0.28%	0.27%	0.26%

	<u>2032</u>	<u>2033</u>	<u>2034</u>	<u>2035</u>	<u>2036</u>	<u>2037</u>	<u>2038</u>	<u>2039</u>	<u>2040</u>
Population	39,626,155	39,719,558	39,800,683	39,872,787	39,936,372	39,991,277	40,037,385	40,076,005	40,106,449
Population in Cities	33,694,454	33,773,875	33,842,856	33,904,167	33,958,234	34,004,920	34,044,126	34,076,965	34,102,852
percent change	0.24%	0.24%	0.20%	0.18%	0.16%	0.14%	0.12%	0.10%	0.08%

If you think your city’s population growth will be significantly different from the statewide average in cities, then you should adjust accordingly. For example, the City of Buena Vista’s planning department estimates the city will see average annual residential population growth of 1.5 percent annually over the next ten years. The city’s estimated HUTA 2105 allocation for FY2025-26 is \$381,200. The long term projection of Section 2105 revenue would be:

$$\$381,200 \times \text{Sec2105 growth} \times \text{Buena Vista Population Growth} \div \text{Statewide City Population Growth}$$

$$\text{So, for 2026-27, the city would estimate } \$381,200 \times 1.007 \times 1.015 \div 1.0019 = \$388,829$$

And long term ...

City of Buena Vista EXAMPLE							
	<u>2025-26</u>	<u>2026-27</u>	<u>2027-28</u>	<u>2028-29</u>	<u>2029-30</u>	<u>2030-31</u>	<u>2031-32</u>
HUTA Sec2015	\$ 381,200						
2105 growth		0.7%	0.9%	0.6%	0.5%	0.0%	0.0%
Buena Vista pop		1.5%	1.5%	1.5%	1.5%	1.5%	1.5%
Cities pop		0.19%	0.11%	0.16%	0.21%	0.28%	0.27%
HUTA Sec2015	\$ 388,829	\$ 397,707	\$ 405,350	\$ 412,680	\$ 417,701	\$ 422,824	

⁶ See <http://www.dof.ca.gov/Forecasting/Demographics/projections/> California population in cities estimated by author based on recent historic trend of proportion of population in cities.

Changes for in allocations to an individual county will be affected by many things including: the population of the county relative to the total population of the state, proportion of population in the unincorporated area of the county, as well as relative numbers of vehicle registrations, assessed values and maintained road miles.

Next Update

The next update to these revenue estimates will be in January 2026.

mjgc

ATTACHMENTS:

- A) Local Streets and Roads - Projected Individual City Revenues – FY2024-25
- B) Local Streets and Roads - Projected Individual City Revenues – FY2025-26
- C) Local Streets and Roads - Projected Individual County Revenues – FY2024-25 (from CSAC)
- D) Local Streets and Roads - Projected Individual County Revenues – FY2025-26 (from CSAC)

Local Streets and Roads - Projected FY2024-25 Revenues

Based on State Dept of Finance statewide revenue projections

Estimated May 2025

	Highway Users Tax Acct (HUTA) ⁽¹⁾ Streets & Highways Code					TOTAL HUTA	Road Mntnc Rehab Acct	TOTAL
	Sec2103 ⁽⁵⁾	Sec2105 ⁽³⁾	Sec2106 ⁽³⁾	Sec2107 ⁽³⁾	Sec2107.5 ⁽⁴⁾			
ALAMEDA COUNTY								
ALAMEDA	744,824	503,161	280,358	681,892	7,500	2,217,736	2,049,902	4,267,638
ALBANY	201,139	135,878	79,214	184,144	5,000	605,375	553,573	1,158,948
BERKELEY	1,211,906	818,695	453,161	1,109,509	10,000	3,603,271	3,335,402	6,938,674
DUBLIN	707,401	477,880	266,513	647,631	7,500	2,106,925	1,946,906	4,053,832
EMERYVILLE	126,492	85,451	51,597	115,804	3,000	382,345	348,131	730,475
FREMONT	2,186,153	1,476,840	813,598	2,001,439	10,000	6,488,030	6,016,720	12,504,750
HAYWARD	1,558,386	1,052,757	581,347	1,426,714	10,000	4,629,204	4,288,983	8,918,187
LIVERMORE	833,808	563,273	313,279	763,357	7,500	2,481,217	2,294,802	4,776,018
NEWARK	450,817	304,546	171,586	412,726	6,000	1,345,674	1,240,735	2,586,409
OAKLAND	4,115,198	2,779,993	1,527,275	3,767,495	10,000	12,199,962	11,325,830	23,525,791
PIEDMONT	107,054	72,319	44,406	98,008	3,000	324,787	294,632	619,420
PLEASANTON	758,192	512,191	285,304	694,130	7,500	2,257,317	2,086,692	4,344,009
SAN LEANDRO	863,839	583,561	324,389	790,851	7,500	2,570,141	2,377,455	4,947,596
UNION CITY	665,921	449,858	251,167	609,656	7,500	1,984,103	1,832,746	3,816,848
ALPINE COUNTY								
AMADOR COUNTY								
AMADOR	1,900	1,284	5,735	1,740	1,000	11,658	5,230	16,888
IONE	84,138	56,839	46,194	77,029	2,000	266,200	231,564	497,764
JACKSON	47,798	32,290	28,316	43,759	2,000	154,163	131,549	285,712
PLYMOUTH	10,137	6,848	9,787	9,281	1,000	37,053	27,900	64,953
SUTTER CREEK	25,120	16,969	17,159	22,997	1,000	83,245	69,135	152,380
BUTTE COUNTY								
BIGGS	18,650	12,599	12,421	17,074	1,000	61,744	51,328	113,072
CHICO	1,041,169	703,355	430,284	953,199	10,000	3,138,006	2,865,502	6,003,508
GRIDLEY	69,602	47,019	33,243	63,721	2,000	215,586	191,558	407,144
OROVILLE	190,099	128,420	82,486	174,037	4,000	579,042	523,190	1,102,231
PARADISE	101,572	68,616	46,308	95,132	2,000	313,628	279,545	593,173
CALAVERAS COUNTY								
ANGELS CAMP	34,696	23,439	29,752	31,765	1,000	120,652	95,491	216,143
COLUSA COUNTY								
COLUSA	61,251	41,378	21,302	56,076	2,000	182,006	168,574	350,581
WILLIAMS	52,672	35,582	18,991	48,221	2,000	157,466	144,963	302,429

Local Streets and Roads - Projected FY2024-25 Revenues

Based on State Dept of Finance statewide revenue projections

Estimated May 2025

	Highway Users Tax Acct (HUTA) ⁽¹⁾ Streets & Highways Code					TOTAL HUTA	Road Mntnc Rehab Acct	TOTAL
	Sec2103 ⁽⁵⁾	Sec2105 ⁽³⁾	Sec2106 ⁽³⁾	Sec2107 ⁽³⁾	Sec2107.5 ⁽⁴⁾			
CONTRA COSTA COUNTY								
ANTIOCH	1,098,582	742,139	439,725	1,005,760	10,000	3,296,207	3,023,512	6,319,719
BRENTWOOD	615,748	415,964	248,573	563,722	7,500	1,851,508	1,694,659	3,546,167
CLAYTON	105,115	71,010	46,415	96,234	3,000	321,774	289,298	611,073
CONCORD	1,192,525	805,602	476,917	1,091,765	10,000	3,576,809	3,282,061	6,858,870
DANVILLE	414,866	280,260	169,044	379,813	6,000	1,249,983	1,141,792	2,391,775
EL CERRITO	246,818	166,736	102,515	225,964	6,000	748,033	679,291	1,427,324
HERCULES	247,616	167,275	102,830	226,694	6,000	750,416	681,488	1,431,904
LAFAYETTE	241,555	163,181	100,431	221,145	6,000	732,311	664,806	1,397,117
MARTINEZ	356,646	240,930	145,995	326,512	6,000	1,076,082	981,559	2,057,641
MORAGA	164,390	111,053	69,882	150,500	4,000	499,825	452,434	952,259
OAKLEY	434,523	293,539	176,826	397,809	6,000	1,308,697	1,195,892	2,504,589
ORINDA	185,463	125,288	78,224	169,792	4,000	562,767	510,430	1,073,197
PINOLE	179,895	121,527	76,020	164,695	4,000	546,138	495,107	1,041,245
PITTSBURG	724,388	489,356	291,583	663,183	7,500	2,176,010	1,993,659	4,169,669
PLEASANT HILL	327,887	221,502	134,610	300,183	6,000	990,182	902,410	1,892,592
RICHMOND	1,101,128	743,859	440,733	1,008,091	10,000	3,303,812	3,030,520	6,334,332
SAN PABLO	305,969	206,695	125,932	280,117	6,000	924,714	842,087	1,766,801
SAN RAMON	803,748	542,966	323,001	735,837	7,500	2,413,052	2,212,070	4,625,122
WALNUT CREEK	667,954	451,232	269,241	611,517	7,500	2,007,445	1,838,341	3,845,786
DEL NORTE COUNTY								
CRESCENT CITY	63,959	43,207	24,850	58,555	2,000	192,570	176,026	368,596
EL DORADO COUNTY								
PLACERVILLE	102,797	69,444	70,881	94,112	3,000	340,234	282,918	623,153
SOUTH LAKE TAHOE	203,542	137,502	135,644	2,062,990	5,000	2,544,677	560,189	3,104,866

Local Streets and Roads - Projected FY2024-25 Revenues

Based on State Dept of Finance statewide revenue projections

Estimated May 2025

	Highway Users Tax Acct (HUTA) ⁽¹⁾ Streets & Highways Code					TOTAL HUTA	Road Mntnc Rehab Acct	TOTAL
	Sec2103 ⁽⁵⁾	Sec2105 ⁽³⁾	Sec2106 ⁽³⁾	Sec2107 ⁽³⁾	Sec2107.5 ⁽⁴⁾			
FRESNO COUNTY								
CLOVIS	1,198,349	809,536	413,734	1,097,097	10,000	3,528,716	3,298,090	6,826,806
COALINGA	171,373	115,770	63,281	156,893	4,000	511,317	471,652	982,970
FIREBAUGH	79,948	54,008	32,082	73,193	2,000	241,232	220,033	461,265
FOWLER	69,991	47,282	28,684	64,078	2,000	212,036	192,630	404,666
FRESNO	5,196,594	3,510,522	1,778,128	4,757,521	20,000	15,262,765	14,302,041	29,564,806
HURON	60,310	40,742	25,381	55,215	2,000	183,648	165,986	349,633
KERMAN	163,944	110,751	60,745	150,092	4,000	489,532	451,205	940,737
KINGSBURG	123,908	83,705	47,083	113,439	3,000	371,135	341,018	712,153
MENDOTA	119,566	80,772	45,602	109,464	3,000	358,403	329,069	687,472
ORANGE COVE	91,368	61,723	35,979	83,648	2,000	274,718	251,463	526,181
PARLIER	138,396	93,493	52,027	126,703	3,000	413,619	380,894	794,513
REEDLEY	243,721	164,644	87,969	223,128	6,000	725,462	670,767	1,396,230
SANGER	252,461	170,549	90,952	231,130	6,000	751,092	694,823	1,445,916
SAN JOAQUIN	35,133	23,734	16,789	32,165	1,000	108,822	96,694	205,516
SELMA	234,790	158,611	84,922	214,952	5,000	698,275	646,188	1,344,463
GLENN COUNTY								
ORLAND	81,107	54,791	30,835	74,254	2,000	242,988	223,223	466,211
WILLOWS	60,757	41,044	24,303	55,623	2,000	183,727	167,215	350,941
HUMBOLDT COUNTY								
ARCATA	176,209	119,037	80,395	161,321	4,000	540,962	484,962	1,025,923
BLUE LAKE	11,448	7,734	9,711	10,481	1,000	40,375	31,508	71,883
EUREKA	256,252	173,109	114,734	234,601	6,000	784,697	705,256	1,489,953
FERNDALE	13,244	8,947	10,482	12,125	1,000	45,797	36,450	82,247
FORTUNA	119,043	80,419	55,871	108,985	3,000	367,318	327,631	694,949
RIO DELL	32,207	21,757	18,617	29,486	1,000	103,068	88,641	191,709
TRINIDAD	2,917	1,970	6,051	2,670	1,000	14,609	8,027	22,636
IMPERIAL COUNTY								
BRAWLEY	269,297	181,921	114,010	246,543	6,000	817,771	741,157	1,558,928
CALEXICO	373,016	251,988	156,072	341,499	6,000	1,128,574	1,026,612	2,155,186
CALIPATRIA	62,077	41,936	29,975	56,832	2,000	192,820	170,849	363,670
EL CENTRO	427,074	288,507	177,995	390,990	6,000	1,290,566	1,175,392	2,465,958
HOLTVILLE	53,042	35,832	26,311	48,561	2,000	165,746	145,983	311,729
IMPERIAL	210,354	142,103	90,107	192,581	5,000	640,146	578,937	1,219,082
WESTMORLAND	19,476	13,157	12,698	17,831	1,000	64,163	53,603	117,766
INYO COUNTY								
BISHOP	36,625	24,742	20,301	33,531	1,000	116,199	100,799	216,998

Local Streets and Roads - Projected FY2024-25 Revenues

Based on State Dept of Finance statewide revenue projections

Estimated May 2025

	Highway Users Tax Acct (HUTA) ⁽¹⁾ Streets & Highways Code					TOTAL HUTA	Road Mntnc Rehab Acct	TOTAL
	Sec2103 ⁽⁵⁾	Sec2105 ⁽³⁾	Sec2106 ⁽³⁾	Sec2107 ⁽³⁾	Sec2107.5 ⁽⁴⁾			
KERN COUNTY								
ARVIN	187,743	126,828	57,080	171,880	4,000	547,531	516,705	1,064,236
BAKERSFIELD	3,905,813	2,638,544	1,092,439	3,575,801	10,000	11,222,598	10,749,560	21,972,158
CALIFORNIA CITY	142,681	96,387	44,532	130,626	4,000	418,226	392,686	810,912
DELANO	498,633	336,848	143,653	456,503	7,500	1,443,137	1,372,337	2,815,474
MARICOPA	9,748	6,585	7,514	8,924	1,000	33,771	26,828	60,599
MCFARLAND	134,758	91,035	42,326	123,372	3,000	394,489	370,879	765,368
RIDGECREST	265,449	179,322	78,719	243,020	6,000	772,510	730,567	1,503,077
SHAFTER	211,162	142,649	63,602	193,320	5,000	615,733	581,159	1,196,892
TAFT	81,430	55,010	27,476	74,550	2,000	240,466	224,112	464,578
TEHACHAPI	123,898	83,699	39,302	113,430	3,000	363,328	340,992	704,321
WASCO	257,592	174,014	76,531	235,827	6,000	749,964	708,943	1,458,907
KINGS COUNTY								
AVENAL	132,829	89,732	42,166	121,606	3,000	389,332	365,571	754,903
CORCORAN	205,528	138,843	62,617	188,163	5,000	600,150	565,653	1,165,804
HANFORD	563,257	380,504	163,248	515,666	7,500	1,630,176	1,550,193	3,180,369
LEMOORE	256,822	173,494	77,046	235,123	6,000	748,485	706,825	1,455,310
LAKE COUNTY								
CLEARLAKE	160,276	108,274	61,532	146,734	4,000	480,816	441,112	921,928
LAKEPORT	47,332	31,975	21,554	43,333	1,000	145,194	130,268	275,462
LASSEN COUNTY								
SUSANVILLE	154,224	104,185	49,120	171,764	4,000	483,293	424,456	907,749
LOS ANGELES COUNTY								
AGOURA HILLS	192,218	129,851	77,300	175,977	5,000	580,346	529,021	1,109,366
ALHAMBRA	784,955	530,271	300,867	718,632	7,500	2,342,226	2,160,350	4,502,576
ARCADIA	540,370	365,043	208,615	494,713	7,500	1,616,241	1,487,203	3,103,444
ARTESIA	155,783	105,238	63,558	142,620	4,000	471,198	428,744	899,942
AVALON	32,711	22,098	17,138	29,947	1,000	102,893	90,027	192,920
AZUSA	477,399	322,504	184,864	437,063	7,500	1,429,330	1,313,896	2,743,227
BALDWIN PARK	684,391	462,335	262,937	626,565	7,500	2,043,727	1,883,577	3,927,304
BELL	324,296	219,076	127,117	296,895	6,000	973,385	892,526	1,865,911
BELLFLOWER	749,185	506,107	287,376	685,885	7,500	2,236,052	2,061,904	4,297,957
BELL GARDENS	375,191	253,458	146,314	343,490	6,000	1,124,453	1,032,599	2,157,052
BEVERLY HILLS	310,663	209,866	121,975	284,414	6,000	932,917	855,004	1,787,921
BRADBURY	8,741	5,905	8,097	8,002	1,000	31,744	24,056	55,800
BURBANK	1,018,197	687,836	388,841	932,167	10,000	3,037,040	2,802,277	5,839,317
CALABASAS	220,653	149,061	88,025	202,010	5,000	664,749	607,281	1,272,030
CARRSON	891,306	602,115	340,980	815,997	7,500	2,657,899	2,453,048	5,110,947
CERRITOS	468,963	316,805	181,682	429,339	6,000	1,402,789	1,290,677	2,693,466
CLAREMONT	364,199	246,032	142,168	333,427	6,000	1,091,825	1,002,346	2,094,172
COMMERCE	117,571	79,424	49,145	107,637	3,000	356,777	323,578	680,355
COMPTON	912,929	616,723	349,136	835,794	7,500	2,722,082	2,512,560	5,234,642
COVINA	487,385	329,249	188,630	446,204	7,500	1,458,969	1,341,378	2,800,346

Local Streets and Roads - Projected FY2024-25 Revenues

Based on State Dept of Finance statewide revenue projections

Estimated May 2025

	Highway Users Tax Acct (HUTA) ⁽¹⁾ Streets & Highways Code					TOTAL HUTA	Road Mntnc Rehab Acct	TOTAL
	Sec2103 ⁽⁵⁾	Sec2105 ⁽³⁾	Sec2106 ⁽³⁾	Sec2107 ⁽³⁾	Sec2107.5 ⁽⁴⁾			
CUDAHY	216,359	146,160	86,406	198,078	5,000	652,002	595,462	1,247,464
CULVER CITY	384,160	259,516	149,696	351,701	6,000	1,151,074	1,057,283	2,208,357
DIAMOND BAR	522,110	352,707	201,728	477,995	7,500	1,562,040	1,436,948	2,998,988
DOWNEY	1,082,298	731,139	413,018	990,852	10,000	3,227,307	2,978,695	6,206,002
DUARTE	224,748	151,827	89,570	205,758	5,000	676,903	618,550	1,295,453
EL MONTE	1,036,980	700,524	395,925	949,363	10,000	3,092,792	2,853,971	5,946,763
EL SEGUNDO	164,485	111,117	66,840	150,587	4,000	497,030	452,695	949,725
GARDENA	578,639	390,895	223,049	529,748	7,500	1,729,831	1,592,526	3,322,358
GLENDALE	1,861,163	1,257,296	706,789	1,703,909	10,000	5,539,157	5,122,285	10,661,441
GLENDORA	498,823	336,977	192,945	456,677	7,500	1,492,922	1,372,860	2,865,781
HAWAIIAN GARDENS	132,496	89,507	54,775	121,301	3,000	401,080	364,656	765,736
HAWTHORNE	835,974	564,736	320,110	765,340	7,500	2,493,661	2,300,763	4,794,424
HERMOSA BEACH	187,258	126,501	75,430	171,436	4,000	564,625	515,371	1,079,997
HIDDEN HILLS	16,408	11,084	10,989	15,021	1,000	54,502	45,157	99,659
HUNTINGTON PARK	519,820	351,161	200,864	475,899	7,500	1,555,244	1,430,646	2,985,890
INDUSTRY	4,095	2,766	6,344	3,749	1,000	17,954	11,270	29,224
INGLEWOOD	1,030,928	696,436	393,643	943,822	10,000	3,074,828	2,837,315	5,912,143
IRVINDALE	14,251	9,627	10,175	13,047	1,000	48,100	39,222	87,322
LA CANADA FLINTRIDGE	195,153	131,834	78,407	178,664	5,000	589,060	537,100	1,126,160
LA HABRA HEIGHTS	53,717	36,288	25,061	49,178	2,000	166,244	147,839	314,083
LAKEWOOD	781,839	528,166	299,692	715,780	7,500	2,332,976	2,151,774	4,484,750
LA MIRADA	468,469	316,471	181,496	428,887	6,000	1,401,322	1,289,318	2,690,640
LANCASTER	1,663,350	1,123,664	632,178	1,522,809	10,000	4,952,001	4,577,863	9,529,864
LA PUENTE	361,102	243,940	140,999	330,591	6,000	1,082,632	993,822	2,076,454
LA VERNE	308,107	208,139	121,011	282,074	6,000	925,331	847,970	1,773,302
LAWNDALE	301,912	203,955	118,675	276,403	6,000	906,945	830,922	1,737,867
LOMITA	198,859	134,338	79,805	182,057	5,000	600,058	547,298	1,147,356
LONG BEACH	4,411,011	2,979,828	1,668,534	4,038,314	10,000	13,107,687	12,139,965	25,247,652
LOS ANGELES	37,038,724	25,021,248	13,974,969	33,909,232	20,000	109,964,172	101,937,802	211,901,974
LYNWOOD	651,290	439,975	250,452	596,261	7,500	1,945,478	1,792,478	3,737,956
MALIBU	101,999	68,905	43,272	93,381	3,000	310,557	280,722	591,279
MANHATTAN BEACH	336,913	227,599	131,876	308,446	6,000	1,010,834	927,250	1,938,085
MAYWOOD	238,733	161,274	94,845	218,562	6,000	719,414	657,040	1,376,454
MONROVIA	361,852	244,447	141,282	331,278	6,000	1,084,860	995,888	2,080,748
MONTEBELLO	595,274	402,133	229,324	544,978	7,500	1,779,210	1,638,311	3,417,521
MONTEREY PARK	580,368	392,063	223,702	531,331	7,500	1,734,964	1,597,285	3,332,249
NORWALK	982,503	663,723	375,378	899,489	10,000	2,931,092	2,704,040	5,635,132
PALMDALE	1,608,284	1,086,465	611,408	1,472,396	10,000	4,788,553	4,426,311	9,214,864
PALOS VERDES ESTATES	126,853	85,695	52,646	116,135	3,000	384,329	349,124	733,453
PARAMOUNT	507,973	343,157	196,396	465,053	7,500	1,520,078	1,398,040	2,918,118
PASADENA	1,330,076	898,523	506,474	1,217,694	10,000	3,962,767	3,660,628	7,623,395
PICO RIVERA	590,296	398,770	227,446	540,420	7,500	1,764,433	1,624,610	3,389,043
POMONA	1,451,608	980,624	552,314	1,328,958	10,000	4,323,504	3,995,109	8,318,613
RANCHO PALOS VERDES	401,014	270,902	156,053	367,131	6,000	1,201,101	1,103,669	2,304,770
REDONDO BEACH	667,147	450,686	256,433	610,778	7,500	1,992,544	1,836,119	3,828,663

Local Streets and Roads - Projected FY2024-25 Revenues

Based on State Dept of Finance statewide revenue projections

Estimated May 2025

	Highway Users Tax Acct (HUTA) ⁽¹⁾ Streets & Highways Code					TOTAL HUTA	Road Mntnc Rehab Acct	TOTAL
	Sec2103 ⁽⁵⁾	Sec2105 ⁽³⁾	Sec2106 ⁽³⁾	Sec2107 ⁽³⁾	Sec2107.5 ⁽⁴⁾			
ROLLING HILLS ⁽²⁾								
ROLLING HILLS ESTATES	81,079	54,772	35,381	74,228	2,000	247,460	223,145	470,605
ROSEMEAD	485,380	327,895	187,874	444,369	7,500	1,453,018	1,335,861	2,788,879
SAN DIMAS	330,642	223,363	129,511	302,706	6,000	992,222	909,993	1,902,215
SAN FERNANDO	224,748	151,827	89,570	205,758	5,000	676,903	618,550	1,295,453
SAN GABRIEL	374,821	253,207	146,174	343,151	6,000	1,123,353	1,031,580	2,154,933
SAN MARINO	119,214	80,534	49,765	109,142	3,000	361,656	328,102	689,757
SANTA CLARITA	2,189,222	1,478,913	830,525	2,004,249	10,000	6,512,908	6,025,165	12,538,074
SANTA FE SPRINGS	178,309	120,455	72,054	163,243	4,000	538,061	490,740	1,028,801
SANTA MONICA	886,175	598,650	339,045	811,300	7,500	2,642,671	2,438,928	5,081,599
SIERRA MADRE	106,180	71,729	44,849	97,208	3,000	322,965	292,227	615,192
SIGNAL HILL	111,718	75,471	46,938	102,279	3,000	339,406	307,471	646,877
SOUTH EL MONTE	185,605	125,384	74,806	169,923	4,000	559,718	510,822	1,070,540
SOUTH GATE	880,988	595,145	337,089	806,551	7,500	2,627,273	2,424,651	5,051,925
SOUTH PASADENA	256,100	173,007	101,395	234,462	6,000	770,964	704,838	1,475,802
TEMPLE CITY	347,174	234,531	135,746	317,840	6,000	1,041,291	955,490	1,996,780
TORRANCE	1,394,889	942,307	530,921	1,277,032	10,000	4,155,149	3,839,007	7,994,156
VERNON	2,005	1,354	5,556	1,835	1,000	11,750	5,517	17,267
WALNUT	270,104	182,467	106,677	247,282	6,000	812,531	743,379	1,555,910
WEST COVINA	1,041,036	703,265	397,455	953,077	10,000	3,104,833	2,865,136	5,969,969
WEST HOLLYWOOD	339,051	229,043	132,682	310,403	6,000	1,017,179	933,133	1,950,313
WESTLAKE VILLAGE	77,383	52,276	33,987	70,845	2,000	236,490	212,973	449,463
WHITTIER	834,435	563,697	319,530	763,931	7,500	2,489,093	2,296,528	4,785,620

Local Streets and Roads - Projected FY2024-25 Revenues

Based on State Dept of Finance statewide revenue projections

Estimated May 2025

	Highway Users Tax Acct (HUTA) ⁽¹⁾ Streets & Highways Code					TOTAL HUTA	Road Mntnc Rehab Acct	TOTAL
	Sec2103 ⁽⁵⁾	Sec2105 ⁽³⁾	Sec2106 ⁽³⁾	Sec2107 ⁽³⁾	Sec2107.5 ⁽⁴⁾			
MADERA COUNTY								
CHOWCHILLA	183,078	123,677	50,455	167,609	4,000	528,820	503,866	1,032,686
MADERA	632,365	427,190	162,497	578,935	7,500	1,808,486	1,740,392	3,548,878
BELVEDERE								
BELVEDERE	20,179	13,632	13,299	18,474	1,000	66,585	55,538	122,123
CORTE MADERA	97,011	65,535	45,661	88,815	3,000	300,022	266,994	567,017
FAIRFAX	72,158	48,746	35,193	66,061	2,000	224,157	198,592	422,748
LARKSPUR	124,269	83,949	57,142	113,769	3,000	382,128	342,012	724,140
MILL VALLEY	134,254	90,694	61,347	122,911	3,000	412,206	369,493	781,700
NOVATO	505,113	341,225	217,552	462,435	7,500	1,533,825	1,390,169	2,923,994
ROSS	22,194	14,993	14,148	20,318	1,000	72,653	61,081	133,734
SAN ANSELMO	121,466	82,056	55,961	111,203	3,000	373,686	334,299	707,984
SAN RAFAEL	585,213	395,337	251,289	535,767	7,500	1,775,106	1,610,621	3,385,727
SAUSALITO	67,635	45,691	33,288	61,921	2,000	210,534	186,146	396,680
TIBURON	86,770	58,617	41,347	79,438	2,000	268,172	238,807	506,979
MARIPOSA COUNTY								
MENDOCINO COUNTY								
FORT BRAGG	68,205	46,076	33,380	62,443	2,000	212,104	187,714	399,818
POINT ARENA	4,370	2,952	6,631	4,001	1,000	18,955	12,028	30,983
UKIAH	157,730	106,554	70,894	144,403	4,000	483,581	434,104	917,685
WILLITS	47,000	31,750	24,494	43,029	1,000	147,273	129,353	276,626
MERCED COUNTY								
ATWATER	301,713	203,820	95,920	276,220	6,000	883,674	830,373	1,714,047
DOS PALOS	55,056	37,193	21,428	50,405	2,000	166,082	151,526	317,608
GUSTINE	57,755	39,016	22,242	52,875	2,000	173,888	158,952	332,840
LIVINGSTON	135,727	91,689	45,791	124,259	3,000	400,465	373,546	774,012
LOS BANOS	450,513	304,341	140,860	412,448	6,000	1,314,160	1,239,898	2,554,059
MERCED	872,514	589,420	268,308	798,793	7,500	2,536,535	2,401,328	4,937,862
MODOC COUNTY								
ALTURAS	25,842	17,457	14,202	23,658	1,000	82,159	71,122	153,281
MONO COUNTY								
MAMMOTH LAKES	68,595	46,339	64,681	3,051,978	2,000	3,233,593	188,786	3,422,379

Local Streets and Roads - Projected FY2024-25 Revenues

Based on State Dept of Finance statewide revenue projections

Estimated May 2025

	Highway Users Tax Acct (HUTA) ⁽¹⁾ Streets & Highways Code					TOTAL HUTA	Road Mntnc Rehab Acct	TOTAL
	Sec2103 ⁽⁵⁾	Sec2105 ⁽³⁾	Sec2106 ⁽³⁾	Sec2107 ⁽³⁾	Sec2107.5 ⁽⁴⁾			
MONTEREY COUNTY								
CARMEL-BY-THE-SEA	30,098	20,333	13,526	27,555	1,000	92,511	82,836	175,347
DEL REY OAKS	15,002	10,134	9,149	13,734	1,000	49,019	41,287	90,306
GONZALES	81,212	54,862	28,344	74,350	2,000	240,768	223,511	464,278
GREENFIELD	195,343	131,963	61,432	178,838	4,000	571,576	537,623	1,109,199
KING CITY	135,062	91,240	43,955	123,650	3,000	396,907	371,716	768,623
MARINA	215,618	145,659	67,309	197,400	5,000	630,986	593,422	1,224,408
MONTEREY	270,522	182,749	83,226	247,665	6,000	790,163	744,530	1,534,693
PACIFIC GROVE	142,301	96,131	46,054	130,278	3,000	417,764	391,640	809,404
SALINAS	1,539,461	1,039,972	451,101	1,409,388	10,000	4,449,922	4,236,897	8,686,819
SAND CITY	3,601	2,432	5,844	3,297	1,000	16,174	9,910	26,084
SEASIDE	310,967	210,071	94,952	284,692	6,000	906,682	855,841	1,762,523
SOLEDAD	261,744	176,819	80,681	239,628	6,000	764,872	720,370	1,485,242
NAPA COUNTY								
AMERICAN CANYON	206,716	139,645	68,809	189,250	5,000	609,420	568,922	1,178,342
CALISTOGA	49,755	33,612	20,207	45,551	2,000	151,124	136,936	288,060
NAPA	740,293	500,099	234,031	677,743	7,500	2,159,666	2,037,430	4,197,096
SAINT HELENA	51,266	34,632	20,674	46,934	2,000	155,506	141,093	296,599
YOUNTVILLE	28,360	19,158	13,581	25,963	1,000	88,062	78,051	166,113
NEVADA COUNTY								
GRASS VALLEY	129,304	87,351	117,693	118,379	3,000	455,727	355,870	811,597
NEVADA CITY	31,808	21,488	32,571	43,121	1,000	129,988	87,543	217,531
TRUCKEE	159,402	107,683	143,971	2,433,281	4,000	2,848,337	438,706	3,287,044

Local Streets and Roads - Projected FY2024-25 Revenues

Based on State Dept of Finance statewide revenue projections

Estimated May 2025

	Highway Users Tax Acct (HUTA) ⁽¹⁾ Streets & Highways Code					TOTAL HUTA	Road Mntnc Rehab Acct	TOTAL
	Sec2103 ⁽⁵⁾	Sec2105 ⁽³⁾	Sec2106 ⁽³⁾	Sec2107 ⁽³⁾	Sec2107.5 ⁽⁴⁾			
ORANGE COUNTY								
ALISO VIEJO	492,078	332,420	215,145	450,501	7,500	1,497,644	1,354,295	2,851,939
ANAHEIM	3,290,644	2,222,971	1,411,429	3,012,610	10,000	9,947,655	9,056,496	19,004,151
BREA	453,420	306,304	198,620	415,109	6,000	1,379,454	1,247,900	2,627,353
BUENA PARK	800,061	540,476	346,797	732,462	7,500	2,427,296	2,201,925	4,629,221
COSTA MESA	1,068,816	722,031	461,680	978,510	10,000	3,241,037	2,941,592	6,182,629
CYPRESS	478,406	323,184	209,301	437,985	7,500	1,456,377	1,316,668	2,773,045
DANA POINT	314,843	212,690	139,384	288,241	6,000	961,157	866,509	1,827,667
FOUNTAIN VALLEY	542,736	366,641	236,799	496,879	7,500	1,650,555	1,493,714	3,144,269
FULLERTON	1,366,919	923,413	589,108	1,251,425	10,000	4,140,864	3,762,028	7,902,892
GARDEN GROVE	1,633,613	1,103,575	703,109	1,495,585	10,000	4,945,882	4,496,021	9,441,903
HUNTINGTON BEACH	1,884,221	1,272,872	810,235	1,725,019	10,000	5,702,348	5,185,745	10,888,093
IRVINE	2,988,437	2,018,818	1,282,247	2,735,937	10,000	9,035,439	8,224,763	17,260,202
LAGUNA BEACH	218,402	147,540	98,159	199,948	5,000	669,048	601,084	1,270,132
LAGUNA HILLS	298,027	201,330	132,195	272,846	6,000	910,398	820,228	1,730,625
LAGUNA NIGUEL	612,727	413,923	266,718	560,956	7,500	1,861,825	1,686,344	3,548,169
LAGUNA WOODS	168,580	113,883	76,862	154,336	4,000	517,661	463,965	981,626
LA HABRA	596,044	402,653	259,587	545,683	7,500	1,811,466	1,640,429	3,451,896
LAKE FOREST	825,770	557,843	357,786	755,999	7,500	2,504,899	2,272,681	4,777,579
LA PALMA	147,954	99,949	68,045	135,453	4,000	455,401	407,198	862,600
LOS ALAMITOS	113,505	76,677	53,319	103,914	3,000	350,415	312,387	662,802
MISSION VIEJO	889,263	600,735	384,927	814,127	7,500	2,696,553	2,447,426	5,143,979
NEWPORT BEACH	808,469	546,156	350,391	740,160	7,500	2,452,676	2,225,066	4,677,742
ORANGE	1,336,678	902,984	576,181	1,223,739	10,000	4,049,582	3,678,800	7,728,382
PLACENTIA	496,182	335,192	216,900	454,259	7,500	1,510,033	1,365,590	2,875,623
RANCHO SANTA MARGARITA	455,225	307,524	199,392	416,762	6,000	1,384,902	1,252,868	2,637,770
SAN CLEMENTE	609,022	411,420	265,134	557,564	7,500	1,850,641	1,676,147	3,526,787
SAN JUAN CAPISTRANO	332,448	224,583	146,909	304,358	6,000	1,014,298	914,961	1,929,258
SANTA ANA	2,952,781	1,994,731	1,267,005	2,703,294	10,000	8,927,811	8,126,631	17,054,441
SEAL BEACH	240,348	162,365	107,540	220,040	6,000	736,294	661,485	1,397,779
STANTON	382,849	258,631	168,454	350,501	6,000	1,166,434	1,053,674	2,220,108
TUSTIN	763,303	515,644	331,084	698,810	7,500	2,316,341	2,100,760	4,417,101
VILLA PARK	55,664	37,604	28,595	50,961	2,000	174,824	153,199	328,023
WESTMINSTER	863,934	583,625	374,100	790,938	7,500	2,620,098	2,377,716	4,997,814
YORBA LINDA	646,492	436,733	281,152	591,869	7,500	1,963,746	1,779,273	3,743,020

Local Streets and Roads - Projected FY2024-25 Revenues

Based on State Dept of Finance statewide revenue projections

Estimated May 2025

	Highway Users Tax Acct (HUTA) ⁽¹⁾ Streets & Highways Code					TOTAL HUTA	Road Mntnc Rehab Acct	TOTAL
	Sec2103 ⁽⁵⁾	Sec2105 ⁽³⁾	Sec2106 ⁽³⁾	Sec2107 ⁽³⁾	Sec2107.5 ⁽⁴⁾			
PLACER COUNTY								
AUBURN	130,796	88,358	59,999	119,745	3,000	401,898	359,976	761,874
COLFAX	18,992	12,830	12,815	17,387	1,000	63,024	52,269	115,293
LINCOLN	505,730	341,643	218,232	463,000	7,500	1,536,105	1,391,869	2,927,974
LOOMIS	64,671	43,688	32,093	59,207	2,000	201,659	177,987	379,647
ROCKLIN	680,334	459,595	291,920	622,851	7,500	2,062,199	1,872,412	3,934,611
ROSEVILLE	1,466,230	990,501	623,589	1,342,344	10,000	4,432,665	4,035,350	8,468,015
PLUMAS COUNTY								
PORTOLA	20,056	13,549	9,377	138,848	1,000	182,830	55,198	238,028
RIVERSIDE COUNTY								
BANNING	296,545	200,329	130,179	271,489	6,000	904,541	816,149	1,720,690
BEAUMONT	545,491	368,502	235,434	499,401	7,500	1,656,328	1,501,297	3,157,625
BLYTHE	178,404	120,519	80,229	163,330	4,000	546,482	491,002	1,037,484
CALIMESA	103,244	69,746	48,452	94,521	3,000	318,962	284,147	603,109
CANYON LAKE	105,077	70,984	49,227	96,199	3,000	324,488	289,194	613,682
CATHEDRAL CITY	487,565	329,371	210,943	446,370	7,500	1,481,749	1,341,875	2,823,623
COACHELLA	410,173	277,089	178,221	375,516	6,000	1,246,999	1,128,875	2,375,874
CORONA	1,488,471	1,005,526	634,126	1,362,706	10,000	4,500,829	4,096,562	8,597,391
DESERT HOT SPRINGS	310,235	209,577	135,968	284,023	6,000	945,802	853,827	1,799,630
EASTVALE	662,055	447,246	284,717	606,116	7,500	2,007,634	1,822,103	3,829,737
HEMET	851,859	575,467	364,966	779,883	7,500	2,579,676	2,344,482	4,924,159
INDIAN WELLS	45,575	30,788	24,069	41,724	1,000	143,155	125,431	268,586
INDIO	861,521	581,995	369,052	788,729	7,500	2,608,797	2,371,075	4,979,871
JURUPA VALLEY	995,680	672,625	425,774	911,553	10,000	3,015,632	2,740,307	5,755,938
LAKE ELSINORE	678,842	458,587	291,815	621,485	7,500	2,058,229	1,868,306	3,926,536
LA QUINTA	364,541	246,263	158,928	333,740	6,000	1,109,472	1,003,288	2,112,760
MENIFEE	1,059,895	716,005	452,924	970,342	10,000	3,209,166	2,917,039	6,126,205
MORENO VALLEY	1,976,796	1,335,411	840,590	1,809,772	10,000	5,972,568	5,440,529	11,413,097
MURRIETA	1,051,782	710,524	449,494	962,914	10,000	3,184,713	2,894,709	6,079,422
NORCO	252,984	170,902	111,762	231,609	6,000	773,256	696,261	1,469,517
PALM DESERT	483,480	326,611	209,215	442,629	7,500	1,469,436	1,330,631	2,800,067
PALM SPRINGS	419,635	283,482	182,222	384,179	6,000	1,275,518	1,154,918	2,430,437
PERRIS	753,508	509,027	323,384	689,842	7,500	2,283,261	2,073,801	4,357,062
RANCHO MIRAGE	161,435	109,057	73,055	147,795	4,000	495,342	444,302	939,644
RIVERSIDE	3,017,642	2,038,547	1,280,661	2,762,674	10,000	9,109,524	8,305,141	17,414,666
SAN JACINTO	511,051	345,237	220,873	467,871	7,500	1,552,531	1,406,512	2,959,043
TEMECULA	1,042,519	704,266	445,577	954,434	10,000	3,156,796	2,869,215	6,026,010
WILDOMAR	348,589	235,487	152,184	319,136	6,000	1,061,396	959,386	2,020,782

Local Streets and Roads - Projected FY2024-25 Revenues

Based on State Dept of Finance statewide revenue projections

Estimated May 2025

	Highway Users Tax Acct (HUTA) ⁽¹⁾ Streets & Highways Code					TOTAL HUTA	Road Mntnc Rehab Acct	TOTAL
	Sec2103 ⁽⁵⁾	Sec2105 ⁽³⁾	Sec2106 ⁽³⁾	Sec2107 ⁽³⁾	Sec2107.5 ⁽⁴⁾			
SACRAMENTO COUNTY								
CITRUS HEIGHTS	833,409	563,003	373,347	762,992	7,500	2,540,251	2,293,704	4,833,954
ELK GROVE	1,697,571	1,146,782	755,493	1,554,139	10,000	5,163,986	4,672,047	9,836,033
FOLSOM	836,278	564,942	374,616	765,619	7,500	2,548,954	2,301,600	4,850,554
GALT	244,975	165,491	113,132	224,276	6,000	753,874	674,219	1,428,093
ISLETON	7,553	5,102	8,140	6,915	1,000	28,710	20,787	49,498
RANCHO CORDOVA	780,091	526,985	349,769	714,179	7,500	2,378,524	2,146,963	4,525,486
SACRAMENTO	4,944,218	3,340,031	2,191,212	4,526,469	20,000	15,021,930	13,607,453	28,629,384
SAN BENITO COUNTY								
HOLLISTER	407,313	275,157	174,214	372,898	6,000	1,235,583	1,121,005	2,356,587
SAN JUAN BAUTISTA	19,799	13,375	13,035	18,127	1,000	65,336	54,492	119,828
SAN BERNARDINO COUNTY								
ADELANTO	347,915	235,031	147,043	318,519	6,000	1,054,507	957,529	2,012,037
APPLE VALLEY	721,263	487,244	299,684	660,322	7,500	2,176,012	1,985,056	4,161,068
BARSTOW	242,590	163,880	103,981	222,093	6,000	738,545	667,656	1,406,201
BIG BEAR LAKE	47,893	32,354	24,381	668,891	2,000	775,519	131,811	907,329
CHINO	879,620	594,221	364,427	805,299	7,500	2,651,067	2,420,886	5,071,953
CHINO HILLS	744,644	503,039	309,243	681,727	7,500	2,246,153	2,049,405	4,295,558
COLTON	510,728	345,019	213,608	467,575	7,500	1,544,429	1,405,623	2,950,052
FONTANA	2,035,263	1,374,908	836,905	1,863,299	10,000	6,120,374	5,601,442	11,721,816
GRAND TERRACE	124,706	84,244	55,785	114,169	3,000	381,904	343,215	725,119
HESPERIA	950,894	642,370	393,567	870,551	10,000	2,867,382	2,617,046	5,484,428
HIGHLAND	540,256	364,966	225,680	494,608	7,500	1,633,011	1,486,890	3,119,900
LOMA LINDA	237,184	160,228	101,771	217,144	6,000	722,328	652,778	1,375,106
MONTCLAIR	361,187	243,997	152,469	330,670	6,000	1,094,323	994,058	2,088,381
NEEDLES	46,781	31,603	23,926	42,829	1,000	146,139	128,751	274,890
ONTARIO	1,721,750	1,163,116	708,727	1,576,275	10,000	5,179,869	4,738,593	9,918,462
RANCHO CUCAMONGA	1,655,521	1,118,376	681,649	1,515,642	10,000	4,981,188	4,556,317	9,537,506
REDLANDS	694,015	468,837	288,544	635,376	7,500	2,094,271	1,910,064	4,004,335
RIALTO	988,194	667,567	408,817	904,699	10,000	2,979,277	2,719,702	5,698,979
SAN BERNARDINO	2,152,292	1,453,966	884,751	1,970,440	10,000	6,471,450	5,923,529	12,394,979
TWENTYNINE PALMS	268,651	181,485	114,636	245,952	6,000	816,723	739,379	1,556,102
UPLAND	749,261	506,158	311,131	685,954	7,500	2,260,004	2,062,113	4,322,118
VICTORVILLE	1,313,012	886,996	541,617	1,202,073	10,000	3,953,698	3,613,666	7,567,364
YUCAIPA	519,734	351,103	217,290	475,821	7,500	1,571,448	1,430,411	3,001,859
YUCCA VALLEY	206,801	139,703	89,349	189,328	5,000	630,182	569,157	1,199,339

Local Streets and Roads - Projected FY2024-25 Revenues

Based on State Dept of Finance statewide revenue projections

Estimated May 2025

	Highway Users Tax Acct (HUTA) ⁽¹⁾ Streets & Highways Code					TOTAL HUTA	Road Mntnc Rehab Acct	TOTAL
	Sec2103 ⁽⁵⁾	Sec2105 ⁽³⁾	Sec2106 ⁽³⁾	Sec2107 ⁽³⁾	Sec2107.5 ⁽⁴⁾			
SAN DIEGO COUNTY								
CARLSBAD	1,092,853	738,269	479,043	1,000,515	10,000	3,320,681	3,007,745	6,328,426
CHULA VISTA	2,643,534	1,785,821	1,151,961	2,420,176	10,000	8,011,492	7,275,523	15,287,015
CORONADO	223,304	150,851	101,703	204,436	5,000	685,294	614,576	1,299,870
DEL MAR	37,537	25,358	21,089	34,366	1,000	119,350	103,310	222,660
EL CAJON	1,010,121	682,380	443,142	924,774	10,000	3,070,417	2,780,051	5,850,468
ENCINITAS	584,349	394,753	258,378	534,975	7,500	1,779,954	1,608,241	3,388,196
ESCONDIDO	1,437,348	970,990	628,537	1,315,903	10,000	4,362,777	3,955,861	8,318,638
TIMPERIAL BEACH	252,499	170,574	114,372	231,165	6,000	774,611	694,928	1,469,539
LA MESA	576,092	389,175	254,795	527,417	7,500	1,754,980	1,585,519	3,340,499
LEMON GROVE	261,915	176,935	118,458	239,785	6,000	803,092	720,840	1,523,932
NATIONAL CITY	557,148	376,377	246,574	510,073	7,500	1,697,673	1,533,380	3,231,054
OCEANSIDE	1,646,305	1,112,150	719,214	1,507,205	10,000	4,994,875	4,530,954	9,525,829
POWAY	468,127	316,240	207,944	428,574	6,000	1,426,884	1,288,376	2,715,260
SAN DIEGO	13,162,036	8,891,520	5,716,463	12,049,943	20,000	39,839,962	36,224,493	76,064,455
SAN MARCOS	912,046	616,126	400,582	834,985	7,500	2,771,239	2,510,128	5,281,367
SANTEE	566,753	382,866	250,742	518,867	7,500	1,726,729	1,559,816	3,286,545
SOLANA BEACH	122,853	82,993	58,112	112,473	3,000	379,431	338,116	717,547
VISTA	947,436	640,034	415,940	867,385	7,500	2,878,294	2,607,528	5,485,822
SAN FRANCISCO COUNTY								
SAN FRANCISCO	8,303,258	5,609,207	2,086,586	7,601,695	20,000	23,620,746	22,852,186	46,472,932
SAN JOAQUIN COUNTY								
ESCALON	70,723	47,776	33,585	64,747	2,000	218,832	194,644	413,476
LATHROP	351,839	237,682	148,004	322,111	6,000	1,065,635	968,328	2,033,964
LODI	631,719	426,753	261,920	578,343	7,500	1,906,236	1,738,614	3,644,849
MANTECA	863,773	583,516	356,370	790,791	7,500	2,601,949	2,377,272	4,979,221
MOUNTAIN HOUSE	224,121	151,403	96,679	205,184	5,000	682,388	616,825	1,299,212
RIPON	151,897	102,613	66,625	139,063	4,000	464,197	418,050	882,246
STOCKTON	3,042,971	2,055,658	1,243,339	2,785,863	10,000	9,137,832	8,374,851	17,512,683
TRACY	917,851	620,048	378,380	840,299	7,500	2,764,078	2,526,104	5,290,182
SAN LUIS OBISPO COUNTY								
ARROYO GRANDE	174,309	117,753	91,047	159,581	4,000	546,690	479,732	1,026,422
ATASCADERO	292,621	197,678	149,587	267,897	6,000	913,782	805,350	1,719,131
EL PASO DE ROBLES	298,160	201,420	152,327	272,967	6,000	930,874	820,594	1,751,468
GROVER BEACH	121,504	82,081	64,919	111,238	3,000	382,743	334,403	717,146
MORRO BAY	100,299	67,756	54,427	91,824	3,000	317,306	276,041	593,347
PISMO BEACH	76,518	51,691	42,661	70,053	2,000	242,924	210,594	453,518
SAN LUIS OBISPO	462,531	312,459	233,657	423,451	6,000	1,438,098	1,272,975	2,711,073

Local Streets and Roads - Projected FY2024-25 Revenues

Based on State Dept of Finance statewide revenue projections

Estimated May 2025

	Highway Users Tax Acct (HUTA) ⁽¹⁾ Streets & Highways Code					TOTAL HUTA	Road Mntnc Rehab Acct	TOTAL
	Sec2103 ⁽⁵⁾	Sec2105 ⁽³⁾	Sec2106 ⁽³⁾	Sec2107 ⁽³⁾	Sec2107.5 ⁽⁴⁾			
SAN MATEO COUNTY								
ATHERTON	68,234	46,095	33,761	62,469	2,000	212,559	187,793	400,352
BELMONT	267,216	180,516	118,218	244,638	6,000	816,588	735,431	1,552,019
BRISBANE	46,088	31,134	24,362	42,194	1,000	144,777	126,843	271,620
BURLINGAME	296,830	200,521	130,787	271,750	6,000	905,888	816,933	1,722,821
COLMA	14,080	9,512	10,776	12,890	1,000	48,258	38,751	87,009
DALY CITY	996,013	672,849	427,551	911,857	10,000	3,018,270	2,741,222	5,759,492
EAST PALO ALTO	285,343	192,762	125,912	261,234	6,000	871,251	785,320	1,656,571
FOSTER CITY	320,040	216,201	140,639	292,999	6,000	975,878	880,812	1,856,690
HALF MOON BAY	111,642	75,419	52,186	102,209	3,000	344,457	307,262	651,719
HILLSBOROUGH	108,051	72,993	50,662	98,922	3,000	333,628	297,378	631,006
MENLO PARK	324,401	219,146	142,490	296,991	6,000	989,028	892,814	1,881,841
MILLBRAE	221,565	149,677	98,842	202,845	5,000	677,929	609,791	1,287,719
PACIFICA	367,439	248,221	160,757	336,393	6,000	1,118,809	1,011,263	2,130,072
PORTOLA VALLEY	42,154	28,477	22,692	38,593	1,000	132,917	116,017	248,934
REDWOOD CITY	792,869	535,617	341,328	725,878	7,500	2,403,192	2,182,131	4,585,324
SAN BRUNO	418,039	282,403	182,234	382,718	6,000	1,271,394	1,150,526	2,421,920
SAN CARLOS	292,032	197,280	128,751	267,357	6,000	891,420	803,728	1,695,148
SAN MATEO	1,004,383	678,504	431,103	919,520	10,000	3,043,510	2,764,258	5,807,768
SOUTH SAN FRANCISCO	629,496	425,251	271,985	576,308	7,500	1,910,540	1,732,495	3,643,035
WOODSIDE	50,420	34,061	26,200	46,160	2,000	158,841	138,766	297,607
SANTA BARBARA COUNTY								
BUELLTON	48,871	33,015	21,492	44,742	2,000	150,121	134,504	284,624
CARPINTERIA	124,848	84,340	47,442	114,300	3,000	373,931	343,607	717,538
GOLETA	310,302	209,622	110,784	284,083	6,000	920,791	854,010	1,774,802
GUADALUPE	82,428	55,684	32,953	75,463	2,000	248,528	226,858	475,386
LOMPOC	423,208	285,895	149,347	387,450	6,000	1,251,899	1,164,750	2,416,649
SANTA BARBARA	830,435	560,994	288,437	760,270	7,500	2,447,636	2,285,519	4,733,155
SANTA MARIA	1,050,851	709,895	363,720	962,062	10,000	3,096,527	2,892,146	5,988,673
SOLVANG	55,237	37,315	23,666	50,570	2,000	168,788	152,023	320,811

Local Streets and Roads - Projected FY2024-25 Revenues

Based on State Dept of Finance statewide revenue projections

Estimated May 2025

	Highway Users Tax Acct (HUTA) ⁽¹⁾ Streets & Highways Code					TOTAL HUTA	Road Mntnc Rehab Acct	TOTAL
	Sec2103 ⁽⁵⁾	Sec2105 ⁽³⁾	Sec2106 ⁽³⁾	Sec2107 ⁽³⁾	Sec2107.5 ⁽⁴⁾			
SANTA CLARA COUNTY								
CAMPBELL	415,436	280,645	170,032	380,335	6,000	1,252,448	1,143,361	2,395,809
CUPERTINO	573,252	387,256	232,801	524,816	7,500	1,725,625	1,577,701	3,303,326
GILROY	579,855	391,717	235,427	530,861	7,500	1,745,360	1,595,873	3,341,233
LOS ALTOS	299,775	202,511	124,030	274,446	6,000	906,762	825,039	1,731,801
LOS ALTOS HILLS	80,528	54,400	36,828	73,724	2,000	247,480	221,628	469,108
LOS GATOS	317,750	214,654	131,179	290,903	6,000	960,486	874,510	1,834,996
MILPITAS	776,899	524,828	313,798	711,257	7,500	2,334,281	2,138,177	4,472,458
MONTE SERENO	34,031	22,990	18,335	31,156	1,000	107,513	93,661	201,174
MORGAN HILL	440,679	297,698	180,072	403,445	6,000	1,327,895	1,212,836	2,540,730
MOUNTAIN VIEW	822,141	555,391	331,792	752,676	7,500	2,469,500	2,262,692	4,732,193
PALO ALTO	648,450	438,056	262,709	593,660	7,500	1,950,375	1,784,660	3,735,035
SAN JOSE	9,618,978	6,498,032	3,830,576	8,806,247	20,000	28,773,832	26,473,305	55,247,137
SANTA CLARA	1,254,545	847,499	503,773	1,148,546	10,000	3,764,363	3,452,753	7,217,116
SARATOGA	295,385	199,546	122,284	270,428	6,000	893,643	812,959	1,706,602
SUNNYVALE	1,496,983	1,011,277	600,198	1,370,500	10,000	4,488,958	4,119,991	8,608,948
SANTA CRUZ COUNTY								
CAPITOLA	93,667	63,276	39,690	85,753	2,000	284,386	257,790	542,177
SANTA CRUZ	614,646	415,220	233,750	562,713	7,500	1,833,829	1,691,626	3,525,455
SCOTTS VALLEY	114,664	77,460	47,511	104,975	3,000	347,610	315,577	663,187
WATSONVILLE	492,220	332,516	188,147	450,632	7,500	1,471,016	1,354,687	2,825,702
SHASTA COUNTY								
ANDERSON	106,132	71,697	59,563	97,165	3,000	337,556	292,096	629,653
REDDING	890,650	601,672	464,366	815,397	7,500	2,779,585	2,451,244	5,230,829
SHASTA LAKE	98,256	66,376	55,499	89,954	3,000	313,085	270,420	583,505
SIERRA COUNTY								
LOYALTON	7,011	4,737	6,422	7,888	1,000	27,059	19,297	46,356
SISKIYOU COUNTY								
DORRIS	8,152	5,507	8,887	7,463	1,000	31,008	22,435	53,443
DUNSMUIR	16,180	10,930	12,913	83,307	1,000	124,329	44,530	168,858
ETNA	6,498	4,390	8,058	5,949	1,000	25,896	17,885	43,781
FORT JONES	6,593	4,454	8,106	6,036	1,000	26,190	18,147	44,337
MONTAGUE	11,676	7,888	10,655	10,690	1,000	41,909	32,136	74,044
MOUNT SHASTA	30,792	20,801	20,239	47,147	1,000	119,979	84,745	204,724
TULELAKE	8,551	5,776	9,087	7,828	1,000	32,242	23,533	55,775
WEED	27,732	18,734	18,705	53,209	1,000	119,381	76,325	195,707
YREKA	74,153	50,093	41,980	75,250	2,000	243,477	204,083	447,560

Local Streets and Roads - Projected FY2024-25 Revenues

Based on State Dept of Finance statewide revenue projections

Estimated May 2025

	Highway Users Tax Acct (HUTA) ⁽¹⁾ Streets & Highways Code					TOTAL HUTA	Road Mntnc Rehab Acct	TOTAL
	Sec2103 ⁽⁵⁾	Sec2105 ⁽³⁾	Sec2106 ⁽³⁾	Sec2107 ⁽³⁾	Sec2107.5 ⁽⁴⁾			
SOLANO COUNTY								
BENICIA	257,297	173,815	112,848	235,558	6,000	785,518	708,132	1,493,650
DIXON	184,342	124,531	82,211	168,766	4,000	563,850	507,344	1,071,194
FAIRFIELD	1,144,328	773,043	485,342	1,047,641	10,000	3,460,353	3,149,414	6,609,767
RIO VISTA	95,045	64,207	44,712	87,014	2,000	292,978	261,582	554,560
SUISUN CITY	279,833	189,039	122,311	256,189	6,000	853,372	770,155	1,623,527
VACAVILLE	971,245	656,117	412,658	889,182	10,000	2,939,202	2,673,055	5,612,256
VALLEJO	1,196,477	808,272	507,241	1,095,384	10,000	3,617,373	3,292,938	6,910,312
SONOMA COUNTY								
CLOVERDALE	85,592	57,821	41,161	78,360	2,000	264,933	235,565	500,498
COTATI	72,025	48,656	35,398	65,939	2,000	224,017	198,226	422,243
HEALDSBURG	107,434	72,576	50,440	98,356	3,000	331,806	295,678	627,484
PETALUMA	568,406	383,983	246,271	520,380	7,500	1,726,541	1,564,365	3,290,906
ROHNERT PARK	418,714	282,859	182,678	383,336	6,000	1,273,587	1,152,382	2,425,969
SANTA ROSA	1,691,681	1,142,803	723,462	1,548,746	10,000	5,116,692	4,655,836	9,772,527
SEBASTOPOL	71,474	48,283	35,163	65,435	2,000	222,355	196,709	419,064
SONOMA	102,322	69,123	48,269	93,677	3,000	316,391	281,611	598,002
WINDSOR	249,079	168,264	110,614	228,034	6,000	761,991	685,515	1,447,505
STANISLAUS COUNTY								
CERES	477,219	322,382	191,415	436,898	6,000	1,433,913	1,313,400	2,747,312
HUGHSON	73,260	49,490	33,448	67,070	2,000	225,268	201,625	426,893
MODESTO	2,079,508	1,404,797	817,983	1,903,805	10,000	6,216,093	5,723,211	11,939,304
NEWMAN	117,390	79,302	50,705	107,472	3,000	357,869	323,081	680,950
OAKDALE	220,140	148,714	90,885	201,540	5,000	666,279	605,869	1,272,148
PATTERSON	235,522	159,105	96,900	215,622	5,000	712,149	648,202	1,360,350
RIVERBANK	237,574	160,491	97,702	217,501	5,000	718,268	653,850	1,372,118
TURLOCK	684,790	462,605	272,584	626,930	7,500	2,054,409	1,884,675	3,939,084
WATERFORD	86,551	58,469	38,645	79,238	2,000	264,904	238,206	503,110
SUTTER COUNTY								
LIVE OAK	91,853	62,050	39,218	84,092	2,000	279,212	252,796	532,008
YUBA CITY	667,479	450,911	254,908	611,082	7,500	1,991,880	1,837,034	3,828,914
TEHAMA COUNTY								
CORNING	78,115	52,770	34,288	71,514	2,000	238,687	214,986	453,674
RED BLUFF	140,686	95,039	57,909	128,799	3,000	425,434	387,195	812,629
TEHAMA	4,123	2,785	6,357	3,775	1,000	18,040	11,348	29,388
TRINITY COUNTY								

Local Streets and Roads - Projected FY2024-25 Revenues

Based on State Dept of Finance statewide revenue projections

Estimated May 2025

	Highway Users Tax Acct (HUTA) ⁽¹⁾ Streets & Highways Code					TOTAL HUTA	Road Mntnc Rehab Acct	TOTAL
	Sec2103 ⁽⁵⁾	Sec2105 ⁽³⁾	Sec2106 ⁽³⁾	Sec2107 ⁽³⁾	Sec2107.5 ⁽⁴⁾			
TULARE COUNTY								
DINUBA	242,961	164,130	93,756	222,432	6,000	729,279	668,675	1,397,955
EXETER	98,332	66,427	40,803	90,024	3,000	298,586	270,629	569,215
FARMERSVILLE	98,617	66,620	40,907	90,285	3,000	299,429	271,413	570,842
LINDSAY	120,583	81,459	48,949	110,394	3,000	364,385	331,867	696,252
PORTERVILLE	597,915	403,918	223,716	547,396	7,500	1,780,446	1,645,580	3,426,026
TULARE	672,638	454,396	251,075	615,805	7,500	2,001,415	1,851,232	3,852,647
VISALIA	1,373,152	927,623	507,555	1,257,131	10,000	4,075,461	3,779,181	7,854,642
WOODLAKE	73,279	49,503	31,630	67,087	2,000	223,499	201,677	425,176
TUOLUMNE COUNTY								
SONORA	49,432	33,393	32,873	45,255	2,000	162,954	136,047	299,000
VENTURA COUNTY								
CAMARILLO	672,391	454,229	291,869	615,579	7,500	2,041,569	1,850,552	3,892,121
FILLMORE	162,091	109,499	74,003	148,396	4,000	497,989	446,106	944,095
MOORPARK	344,114	232,464	151,716	315,039	6,000	1,049,333	947,070	1,996,404
OJAI	73,041	49,342	35,984	66,870	2,000	227,237	201,024	428,261
OXNARD	1,916,277	1,294,527	822,931	1,754,366	10,000	5,798,101	5,273,968	11,072,068
PORT HUENEME	209,632	141,616	94,300	191,920	5,000	642,468	576,949	1,219,417
SAN BUENAVENTURA	1,045,834	706,506	451,306	957,469	10,000	3,171,116	2,878,340	6,049,456
SANTA PAULA	297,894	201,240	131,982	272,724	6,000	909,840	819,862	1,729,701
SIMI VALLEY	1,198,976	809,960	516,688	1,097,671	10,000	3,633,295	3,299,815	6,933,110
THOUSAND OAKS	1,204,933	813,984	519,231	1,103,125	10,000	3,651,273	3,316,210	6,967,483
YOLO COUNTY								
DAVIS	619,881	418,756	280,233	567,506	7,500	1,893,876	1,706,034	3,599,910
WEST SACRAMENTO	515,678	348,362	233,932	472,107	7,500	1,577,579	1,419,246	2,996,825
WINTERS	72,082	48,694	36,828	65,991	2,000	225,595	198,383	423,978
WOODLAND	576,425	389,400	260,924	527,721	7,500	1,761,971	1,586,434	3,348,405
YUBA COUNTY								
MARYSVILLE	125,038	84,469	44,638	114,474	3,000	371,619	344,130	715,749
WHEATLAND	36,986	24,986	16,584	33,861	1,000	113,417	101,793	215,210
Statewide Total	\$ 315,561,000	\$ 213,175,000	\$ 126,373,254	\$ 296,968,000	\$ 2,715,000	\$ 954,792,254	\$ 868,485,500	\$ 1,823,277,754

Notes:

1. The Highway Users Tax is also known as the "Motor Vehicle Fuel Tax", the "Gasoline Excise Tax" and "Article XIX Revenues."
2. Rolling Hills has no public streets and is therefore not eligible for HUTA or RMRA allocations.
3. Str&HwysCode §§ 2103, 2105, 2106, 2107 and RMRA amounts are paid monthly. Includes special payments for snow removal.
4. Str&HwysCode § 2107.5 amounts are typically paid by the State Controller once per year in July.
5. Str&HwysCode § 2103 allocations replace the former Prop42 TCRF revenues. Previously adjusted annually by the BOE until July 2019.

Local Streets and Roads - Projected FY2025-26 Revenues

Based on State Dept of Finance statewide revenue projections

Estimated May 2025

	Highway Users Tax Acct (HUTA) ⁽¹⁾ Streets & Highways Code					TOTAL HUTA	Road Mntnc Rehab Acct	TOTAL
	Sec2103 ⁽⁵⁾	Sec2105 ⁽³⁾	Sec2106 ⁽³⁾	Sec2107 ⁽³⁾	Sec2107.5 ⁽⁴⁾			
ALAMEDA COUNTY								
ALAMEDA	734,196	506,726	282,347	690,885	7,500	2,221,654	2,123,257	4,344,911
ALBANY	198,269	136,841	79,751	186,573	5,000	606,433	573,383	1,179,816
BERKELEY	1,194,612	824,496	456,397	1,124,141	10,000	3,609,646	3,454,759	7,064,405
DUBLIN	697,307	481,266	268,401	656,172	7,500	2,110,646	2,016,576	4,127,222
EMERYVILLE	124,687	86,056	51,935	117,332	3,000	383,010	360,588	743,598
FREMONT	2,154,957	1,487,305	819,434	2,027,835	10,000	6,499,530	6,232,026	12,731,556
HAYWARD	1,536,148	1,060,216	585,507	1,445,530	10,000	4,637,402	4,442,463	9,079,865
LIVERMORE	821,909	567,264	315,505	773,425	7,500	2,485,603	2,376,921	4,862,523
NEWARK	444,383	306,704	172,789	418,169	6,000	1,348,046	1,285,134	2,633,180
OAKLAND	4,056,475	2,799,691	1,538,261	3,817,181	10,000	12,221,609	11,731,121	23,952,730
PIEDMONT	105,526	72,832	44,692	99,301	3,000	325,350	305,176	630,526
PLEASANTON	747,373	515,820	287,328	703,285	7,500	2,261,305	2,161,364	4,422,669
SAN LEANDRO	851,513	587,696	326,696	801,281	7,500	2,574,685	2,462,531	5,037,216
UNION CITY	656,419	453,046	252,945	617,696	7,500	1,987,606	1,898,330	3,885,935
ALPINE COUNTY								
AMADOR COUNTY								
AMADOR	1,873	1,293	5,742	1,763	1,000	11,670	5,417	17,087
IONE	82,937	57,242	46,493	78,045	2,000	266,717	239,851	506,567
JACKSON	47,116	32,518	28,485	44,336	2,000	154,456	136,257	290,713
PLYMOUTH	9,993	6,897	9,823	9,403	1,000	37,116	28,898	66,014
SUTTER CREEK	24,761	17,090	17,248	23,301	1,000	83,399	71,609	155,008
BUTTE COUNTY								
BIGGS	18,384	12,688	12,476	17,299	1,000	61,847	53,165	115,012
CHICO	1,026,312	708,338	433,354	965,769	10,000	3,143,774	2,968,043	6,111,817
GRIDLEY	68,609	47,352	33,449	64,561	2,000	215,971	198,413	414,384
OROVILLE	187,386	129,330	83,046	176,332	4,000	580,095	541,912	1,122,007
PARADISE	100,122	69,102	46,608	99,273	2,000	317,105	289,549	606,654
CALAVERAS COUNTY								
ANGELS CAMP	34,201	23,605	29,932	32,184	1,000	120,922	98,909	219,831
COLUSA COUNTY								
COLUSA	60,377	41,671	21,421	56,815	2,000	182,284	174,607	356,891
WILLIAMS	51,920	35,834	19,093	48,857	2,000	157,705	150,150	307,855

Local Streets and Roads - Projected FY2025-26 Revenues

Based on State Dept of Finance statewide revenue projections

Estimated May 2025

	Highway Users Tax Acct (HUTA) ⁽¹⁾ Streets & Highways Code					TOTAL HUTA	Road Mntnc Rehab Acct	TOTAL
	Sec2103 ⁽⁵⁾	Sec2105 ⁽³⁾	Sec2106 ⁽³⁾	Sec2107 ⁽³⁾	Sec2107.5 ⁽⁴⁾			
CONTRA COSTA COUNTY								
ANTIOCH	1,082,905	747,398	442,864	1,019,024	10,000	3,302,191	3,131,708	6,433,899
BRENTWOOD	606,962	418,912	250,332	571,157	7,500	1,854,862	1,755,302	3,610,164
CLAYTON	103,615	71,513	46,715	97,503	3,000	322,347	299,651	621,998
CONCORD	1,175,508	811,310	480,324	1,106,164	10,000	3,583,305	3,399,509	6,982,814
DANVILLE	408,946	282,246	170,229	384,822	6,000	1,252,243	1,182,651	2,434,894
EL CERRITO	243,296	167,918	103,220	228,944	6,000	749,377	703,600	1,452,977
HERCULES	244,083	168,461	103,538	229,684	6,000	751,765	705,875	1,457,640
LAFAYETTE	238,108	164,337	101,121	224,062	6,000	733,627	688,595	1,422,222
MARTINEZ	351,557	242,637	147,014	330,818	6,000	1,078,025	1,016,684	2,094,709
MORAGA	162,044	111,840	70,351	152,485	4,000	500,720	468,624	969,344
OAKLEY	428,322	295,619	178,068	403,055	6,000	1,311,064	1,238,686	2,549,751
ORINDA	182,816	126,176	78,754	172,032	4,000	563,778	528,695	1,092,473
PINOLE	177,328	122,388	76,534	166,868	4,000	547,118	512,824	1,059,942
PITTSBURG	714,052	492,823	293,653	671,929	7,500	2,179,956	2,065,001	4,244,957
PLEASANT HILL	323,208	223,071	135,546	304,142	6,000	991,968	934,702	1,926,671
RICHMOND	1,085,415	749,130	443,879	1,021,386	10,000	3,309,811	3,138,966	6,448,777
SAN PABLO	301,603	208,160	126,806	283,811	6,000	926,381	872,221	1,798,602
SAN RAMON	792,278	546,813	325,297	745,541	7,500	2,417,430	2,291,229	4,708,659
WALNUT CREEK	658,423	454,429	271,149	619,582	7,500	2,011,084	1,904,126	3,915,209
DEL NORTE COUNTY								
CRESCENT CITY	63,046	43,513	24,994	59,327	2,000	192,880	182,325	375,205
EL DORADO COUNTY								
PLACERVILLE	101,330	69,936	71,358	95,760	3,000	341,384	293,042	634,427
SOUTH LAKE TAHOE	200,638	138,476	136,588	1,718,806	5,000	2,199,507	580,235	2,779,742

Local Streets and Roads - Projected FY2025-26 Revenues

Based on State Dept of Finance statewide revenue projections

Estimated May 2025

	Highway Users Tax Acct (HUTA) ⁽¹⁾ Streets & Highways Code					TOTAL HUTA	Road Mntnc Rehab Acct	TOTAL
	Sec2103 ⁽⁵⁾	Sec2105 ⁽³⁾	Sec2106 ⁽³⁾	Sec2107 ⁽³⁾	Sec2107.5 ⁽⁴⁾			
FRESNO COUNTY								
CLOVIS	1,181,248	815,272	416,685	1,111,566	10,000	3,534,772	3,416,111	6,950,882
COALINGA	168,928	116,590	63,703	158,963	4,000	512,183	488,530	1,000,714
FIREBAUGH	78,807	54,391	32,279	74,158	2,000	241,636	227,907	469,543
FOWLER	68,993	47,617	28,857	64,923	2,000	212,390	199,523	411,913
FRESNO	5,122,439	3,535,397	1,790,924	4,820,263	20,000	15,289,024	14,813,835	30,102,859
HURON	59,450	41,031	25,529	55,943	2,000	183,953	171,925	355,878
KERMAN	161,604	111,536	61,149	152,071	4,000	490,360	467,351	957,711
KINGSBURG	122,140	84,298	47,388	114,935	3,000	371,761	353,222	724,983
MENDOTA	117,860	81,344	45,896	110,907	3,000	359,007	340,845	699,852
ORANGE COVE	90,064	62,160	36,204	84,751	2,000	275,180	260,461	535,641
PARLIER	136,421	94,155	52,368	128,374	3,000	414,319	394,524	808,843
REEDLEY	240,243	165,810	88,569	226,071	6,000	726,694	694,771	1,421,464
SANGER	248,859	171,757	91,574	234,179	6,000	752,368	719,687	1,472,055
SAN JOAQUIN	34,632	23,902	16,876	32,589	1,000	108,999	100,154	209,154
SELMA	231,440	159,735	85,500	217,787	5,000	699,461	669,312	1,368,773
GLENN COUNTY								
ORLAND	79,950	55,180	31,023	75,234	2,000	243,386	231,211	474,597
WILLOWS	59,890	41,335	24,443	56,357	2,000	184,025	173,198	357,223
HUMBOLDT COUNTY								
ARCATA	173,695	119,880	80,941	163,448	4,000	541,964	502,316	1,044,279
BLUE LAKE	11,285	7,789	9,747	10,619	1,000	40,440	32,635	73,075
EUREKA	252,596	174,336	115,528	237,695	6,000	786,154	730,494	1,516,647
FERNDALE	13,055	9,010	10,523	12,285	1,000	45,873	37,754	83,627
FORTUNA	117,345	80,989	56,239	110,422	3,000	367,995	339,355	707,350
RIO DELL	31,748	21,912	18,717	29,875	1,000	103,251	91,813	195,064
TRINIDAD	2,875	1,984	6,060	2,705	1,000	14,625	8,315	22,940
IMPERIAL COUNTY								
BRAWLEY	265,454	183,210	114,798	249,795	6,000	819,257	767,679	1,586,936
CALEXICO	367,693	253,774	157,164	346,002	6,000	1,130,632	1,063,349	2,193,981
CALIPATRIA	61,192	42,233	30,156	57,582	2,000	193,163	176,963	370,126
EL CENTRO	420,980	290,551	179,245	396,146	6,000	1,292,922	1,217,453	2,510,375
HOLTVILLE	52,285	36,086	26,466	49,201	2,000	166,039	151,207	317,245
IMPERIAL	207,353	143,110	90,722	195,121	5,000	641,306	599,654	1,240,960
WESTMORLAND	19,198	13,250	12,755	18,066	1,000	64,270	55,521	119,791
INYO COUNTY								
BISHOP	36,102	24,917	20,413	33,973	1,000	116,405	104,407	220,812

Local Streets and Roads - Projected FY2025-26 Revenues

Based on State Dept of Finance statewide revenue projections

Estimated May 2025

	Highway Users Tax Acct (HUTA) ⁽¹⁾ Streets & Highways Code					TOTAL HUTA	Road Mntnc Rehab Acct	TOTAL
	Sec2103 ⁽⁵⁾	Sec2105 ⁽³⁾	Sec2106 ⁽³⁾	Sec2107 ⁽³⁾	Sec2107.5 ⁽⁴⁾			
KERN COUNTY								
ARVIN	185,064	127,727	57,457	174,147	4,000	548,395	535,195	1,083,590
BAKERSFIELD	3,850,078	2,657,240	1,100,287	3,622,959	10,000	11,240,565	11,134,230	22,374,795
CALIFORNIA CITY	140,645	97,070	44,819	132,348	4,000	418,882	406,739	825,621
DELANO	491,518	339,235	144,655	462,523	7,500	1,445,431	1,421,445	2,866,876
MARICOPA	9,609	6,632	7,534	9,042	1,000	33,816	27,788	61,604
MCFARLAND	132,835	91,680	42,596	124,999	3,000	395,109	384,151	779,260
RIDGECREST	261,661	180,593	79,252	246,225	6,000	773,731	756,710	1,530,441
SHAFTER	208,149	143,660	64,026	195,870	5,000	616,704	601,956	1,218,660
TAFT	80,268	55,399	27,639	75,533	2,000	240,840	232,132	472,972
TEHACHAPI	122,130	84,292	39,551	114,926	3,000	363,898	353,195	717,093
WASCO	253,916	175,247	77,048	238,937	6,000	751,149	734,312	1,485,461
KINGS COUNTY								
AVENAL	130,933	90,367	42,435	123,210	3,000	389,946	378,653	768,599
CORCORAN	202,595	139,827	63,034	190,644	5,000	601,100	585,895	1,186,995
HANFORD	555,219	383,200	164,392	522,467	7,500	1,632,778	1,605,667	3,238,445
LEMOORE	253,157	174,724	77,567	238,224	6,000	749,672	732,119	1,481,791
LAKE COUNTY								
CLEARLAKE	157,989	109,041	61,941	148,669	4,000	481,640	456,897	938,537
LAKEPORT	46,657	32,202	21,675	43,905	1,000	145,438	134,930	280,367
LASSEN COUNTY								
SUSANVILLE	152,024	104,923	49,440	177,556	4,000	487,943	439,645	927,588
LOS ANGELES COUNTY								
AGOURA HILLS	189,475	130,771	77,823	178,298	5,000	581,367	547,951	1,129,318
ALHAMBRA	773,754	534,028	303,004	728,110	7,500	2,346,396	2,237,658	4,584,054
ARCADIA	532,659	367,630	210,086	501,237	7,500	1,619,112	1,540,423	3,159,534
ARTESIA	153,560	105,983	63,982	144,501	4,000	472,026	444,087	916,112
AVALON	32,244	22,254	17,227	30,342	1,000	103,067	93,248	196,315
AZUSA	470,587	324,789	186,164	442,827	7,500	1,431,866	1,360,914	2,792,780
BALDWIN PARK	674,624	465,611	264,799	634,828	7,500	2,047,363	1,950,980	3,998,343
BELL	319,668	220,628	128,000	300,811	6,000	975,107	924,465	1,899,572
BELLFLOWER	738,494	509,693	289,415	694,930	7,500	2,240,032	2,135,689	4,375,721
BELL GARDENS	369,837	255,254	147,335	348,020	6,000	1,126,446	1,069,551	2,195,997
BEVERLY HILLS	306,229	211,353	122,820	288,165	6,000	934,568	885,600	1,820,168
BRADBURY	8,616	5,947	8,121	8,108	1,000	31,791	24,917	56,707
BURBANK	1,003,667	692,709	391,612	944,460	10,000	3,042,449	2,902,555	5,945,005
CALABASAS	217,504	150,117	88,626	204,674	5,000	665,921	629,012	1,294,933
CARSON	878,587	606,382	343,406	826,759	7,500	2,662,634	2,540,829	5,203,463
CERRITOS	462,271	319,049	182,959	435,001	6,000	1,405,280	1,336,864	2,742,144

Local Streets and Roads - Projected FY2025-26 Revenues

Based on State Dept of Finance statewide revenue projections

Estimated May 2025

	Highway Users Tax Acct (HUTA) ⁽¹⁾ Streets & Highways Code					TOTAL HUTA	Road Mntnc Rehab Acct	TOTAL
	Sec2103 ⁽⁵⁾	Sec2105 ⁽³⁾	Sec2106 ⁽³⁾	Sec2107 ⁽³⁾	Sec2107.5 ⁽⁴⁾			
CLAREMONT	359,002	247,775	143,159	337,824	6,000	1,093,760	1,038,215	2,131,975
COMMERCE	115,893	79,987	49,465	109,057	3,000	357,402	335,157	692,559
COMPTON	899,902	621,093	351,621	846,816	7,500	2,726,932	2,602,471	5,329,403
COVINA	480,430	331,582	189,957	452,089	7,500	1,461,558	1,389,379	2,850,936
CUDAHY	213,271	147,195	86,995	200,690	5,000	653,152	616,770	1,269,922
CULVER CITY	378,678	261,355	150,742	356,339	6,000	1,153,115	1,095,117	2,248,232
DIAMOND BAR	514,659	355,207	203,149	484,299	7,500	1,564,814	1,488,368	3,053,182
DOWNEY	1,066,854	736,319	415,964	1,003,919	10,000	3,233,056	3,085,287	6,318,343
DUARTE	221,541	152,903	90,182	208,472	5,000	678,097	640,685	1,318,782
EL MONTE	1,022,182	705,488	398,748	961,883	10,000	3,098,301	2,956,099	6,054,400
EL SEGUNDO	162,138	111,904	67,288	152,573	4,000	497,903	468,895	966,798
GARDENA	570,382	393,665	224,624	536,734	7,500	1,732,905	1,649,515	3,382,420
GLENDALE	1,834,605	1,266,205	711,854	1,726,380	10,000	5,549,044	5,305,584	10,854,628
GLENORA	491,705	339,364	194,303	462,699	7,500	1,495,572	1,421,987	2,917,558
HAWAIIAN GARDENS	130,606	90,141	55,135	122,901	3,000	401,783	377,705	779,489
HAWTHORNE	824,045	568,738	322,386	775,434	7,500	2,498,102	2,383,096	4,881,198
HERMOSA BEACH	184,586	127,397	75,939	173,697	4,000	565,620	533,814	1,099,434
HIDDEN HILLS	16,174	11,163	11,033	15,219	1,000	54,589	46,773	101,362
HUNTINGTON PARK	512,402	353,649	202,279	482,175	7,500	1,558,005	1,481,841	3,039,847
INDUSTRY	4,036	2,786	6,356	3,798	1,000	17,976	11,673	29,649
INGLEWOOD	1,016,217	701,371	396,448	956,269	10,000	3,080,305	2,938,847	6,019,152
IRWINDALE	14,048	9,695	10,214	13,219	1,000	48,176	40,625	88,801
LA CANADA FLINTRIDGE	192,369	132,769	78,939	181,021	5,000	590,096	556,320	1,146,417
LA HABRA HEIGHTS	52,950	36,545	25,207	49,827	2,000	166,529	153,130	319,659
LAKEWOOD	770,682	531,908	301,820	725,219	7,500	2,337,130	2,228,774	4,565,904
LA MIRADA	461,784	318,713	182,771	434,543	6,000	1,403,811	1,335,455	2,739,266
LANCASTER	1,639,614	1,131,626	636,705	1,542,892	10,000	4,960,837	4,741,681	9,702,518
LA PUENTE	355,949	245,668	141,982	334,951	6,000	1,084,550	1,029,386	2,113,936
LA VERNE	303,710	209,614	121,850	285,794	6,000	926,968	878,315	1,805,283
LAWNDALE	297,604	205,400	119,496	280,048	6,000	908,549	860,656	1,769,205
LOMITA	196,021	135,289	80,346	184,458	5,000	601,114	566,883	1,167,997
LONG BEACH	4,348,067	3,000,942	1,680,539	4,091,572	10,000	13,131,120	12,574,390	25,705,510
LOS ANGELES	36,510,188	25,198,542	14,075,777	34,356,429	20,000	110,160,935	105,585,616	215,746,552
LYNWOOD	641,996	443,092	252,225	604,125	7,500	1,948,938	1,856,621	3,805,559
MALIBU	100,544	69,393	43,549	94,613	3,000	311,099	290,767	601,866
MANHATTAN BEACH	332,105	229,212	132,793	312,514	6,000	1,012,624	960,432	1,973,056
MAYWOOD	235,326	162,417	95,494	221,444	6,000	720,682	680,552	1,401,234
MONROVIA	356,689	246,179	142,267	335,647	6,000	1,086,782	1,031,526	2,118,308
MONTEBELLO	586,780	404,983	230,944	552,165	7,500	1,782,372	1,696,938	3,479,310

Local Streets and Roads - Projected FY2025-26 Revenues

Based on State Dept of Finance statewide revenue projections

Estimated May 2025

	Highway Users Tax Acct (HUTA) ⁽¹⁾ Streets & Highways Code					TOTAL HUTA	Road Mntnc Rehab Acct	TOTAL
	Sec2103 ⁽⁵⁾	Sec2105 ⁽³⁾	Sec2106 ⁽³⁾	Sec2107 ⁽³⁾	Sec2107.5 ⁽⁴⁾			
MONTEREY PARK	572,086	394,841	225,281	538,338	7,500	1,738,047	1,654,444	3,392,491
NORWALK	968,483	668,426	378,052	911,351	10,000	2,936,312	2,800,803	5,737,115
PALMDALE	1,585,334	1,094,163	615,786	1,491,814	10,000	4,797,097	4,584,705	9,381,802
PALOS VERDES ESTATES	125,043	86,302	52,991	117,666	3,000	385,003	361,618	746,620
PARAMOUNT	500,724	345,589	197,778	471,186	7,500	1,522,777	1,448,068	2,970,845
PASADENA	1,311,096	904,890	510,094	1,233,753	10,000	3,969,833	3,791,622	7,761,455
PICO RIVERA	581,873	401,596	229,053	547,548	7,500	1,767,569	1,682,746	3,450,315
POMONA	1,430,894	987,572	556,265	1,346,485	10,000	4,331,215	4,138,073	8,469,288
RANCHO PALOS VERDES	395,292	272,822	157,145	371,973	6,000	1,203,231	1,143,163	2,346,395
REDONDO BEACH	657,627	453,880	258,248	618,833	7,500	1,996,088	1,901,824	3,897,912
ROLLING HILLS ⁽²⁾								
ROLLING HILLS ESTATES	79,922	55,160	35,602	75,207	2,000	247,891	231,130	479,021
ROSEMEAD	478,454	330,218	189,195	450,229	7,500	1,455,597	1,383,664	2,839,261
SAN DIMAS	325,924	224,946	130,411	306,698	6,000	993,979	942,557	1,936,535
SAN FERNANDO	221,541	152,903	90,182	208,472	5,000	678,097	640,685	1,318,782
SAN GABRIEL	369,472	255,002	147,194	347,677	6,000	1,125,344	1,068,494	2,193,839
SAN MARINO	117,513	81,105	50,089	110,581	3,000	362,289	339,843	702,132
SANTA CLARITA	2,157,982	1,489,392	836,483	2,030,681	10,000	6,524,538	6,240,774	12,765,312
SANTA FE SPRINGS	175,764	121,309	72,539	165,396	4,000	539,008	508,301	1,047,309
SANTA MONICA	873,530	602,891	341,457	822,000	7,500	2,647,378	2,526,204	5,173,583
SIERRA MADRE	104,664	72,237	45,138	98,490	3,000	323,529	302,684	626,213
SIGNAL HILL	110,124	76,005	47,242	103,628	3,000	339,999	318,474	658,473
SOUTH EL MONTE	182,957	126,273	75,311	172,164	4,000	560,704	529,101	1,089,806
SOUTH GATE	868,417	599,362	339,487	817,188	7,500	2,631,954	2,511,417	5,143,370
SOUTH PASADENA	252,446	174,233	102,092	237,554	6,000	772,324	730,060	1,502,384
TEMPLE CITY	342,220	236,193	136,691	322,032	6,000	1,043,135	989,682	2,032,817
TORRANCE	1,374,984	948,984	534,717	1,293,873	10,000	4,162,559	3,976,385	8,138,944
VERNON	1,976	1,364	5,562	1,859	1,000	11,761	5,715	17,475
WALNUT	266,250	183,760	107,412	250,544	6,000	813,966	769,981	1,583,947
WEST COVINA	1,026,181	708,248	400,289	965,646	10,000	3,110,364	2,967,664	6,078,028
WEST HOLLYWOOD	334,212	230,666	133,605	314,497	6,000	1,018,981	966,525	1,985,506
WESTLAKE VILLAGE	76,279	52,646	34,198	71,779	2,000	236,901	220,594	457,496
WHITTIER	822,528	567,691	321,801	774,006	7,500	2,493,525	2,378,708	4,872,234

Local Streets and Roads - Projected FY2025-26 Revenues

Based on State Dept of Finance statewide revenue projections

Estimated May 2025

	Highway Users Tax Acct (HUTA) ⁽¹⁾ Streets & Highways Code					TOTAL HUTA	Road Mntnc Rehab Acct	TOTAL
	Sec2103 ⁽⁵⁾	Sec2105 ⁽³⁾	Sec2106 ⁽³⁾	Sec2107 ⁽³⁾	Sec2107.5 ⁽⁴⁾			
MADERA COUNTY								
CHOWCHILLA	180,466	124,553	50,785	169,820	4,000	529,623	521,897	1,051,521
MADERA	623,341	430,217	163,635	586,570	7,500	1,811,262	1,802,671	3,613,934
MARIN COUNTY								
BELVEDERE	19,891	13,729	13,361	18,718	1,000	66,699	57,525	124,224
CORTE MADERA	95,627	66,000	45,956	89,986	3,000	300,568	276,549	577,117
FAIRFAX	71,128	49,091	35,412	66,932	2,000	224,563	205,698	430,261
LARKSPUR	122,496	84,544	57,519	115,269	3,000	382,828	354,251	737,079
MILL VALLEY	132,338	91,337	61,755	124,532	3,000	412,962	382,716	795,678
NOVATO	497,905	343,643	219,087	468,533	7,500	1,536,668	1,439,916	2,976,585
ROSS	21,877	15,099	14,215	20,586	1,000	72,777	63,267	136,044
SAN ANSELMO	119,733	82,637	56,330	112,670	3,000	374,370	346,261	720,631
SAN RAFAEL	576,862	398,138	253,068	542,833	7,500	1,778,401	1,668,256	3,446,657
SAUSALITO	66,670	46,014	33,493	62,737	2,000	210,915	192,807	403,722
TIBURON	85,531	59,032	41,611	80,486	2,000	268,660	247,353	516,013
MARIPOSA COUNTY								
MENDOCINO COUNTY								
FORT BRAGG	67,232	46,402	33,586	63,266	2,000	212,486	194,432	406,918
POINT ARENA	4,308	2,973	6,645	4,054	1,000	18,980	12,458	31,438
UKIAH	155,479	107,309	71,371	146,308	4,000	484,466	449,639	934,105
WILLITS	46,329	31,975	24,636	43,596	1,000	147,537	133,982	281,519
MERCED COUNTY								
ATWATER	297,408	205,264	96,578	279,863	6,000	885,113	860,088	1,745,201
DOS PALOS	54,271	37,457	21,548	51,069	2,000	166,344	156,948	323,292
GUSTINE	56,930	39,292	22,368	53,572	2,000	174,163	164,640	338,803
LIVINGSTON	133,790	92,339	46,087	125,898	3,000	401,113	386,913	788,026
LOS BANOS	444,084	306,497	141,841	417,887	6,000	1,316,309	1,284,268	2,600,577
MERCED	860,063	593,597	270,210	809,327	7,500	2,540,697	2,487,258	5,027,955
MODOC COUNTY								
ALTURAS	25,473	17,581	14,270	25,534	1,000	83,858	73,667	157,524
MONO COUNTY								
MAMMOTH LAKES	67,616	46,667	65,113	2,048,445	2,000	2,229,841	195,542	2,425,383

Local Streets and Roads - Projected FY2025-26 Revenues

Based on State Dept of Finance statewide revenue projections

Estimated May 2025

	Highway Users Tax Acct (HUTA) ⁽¹⁾ Streets & Highways Code					TOTAL HUTA	Road Mntnc Rehab Acct	TOTAL
	Sec2103 ⁽⁵⁾	Sec2105 ⁽³⁾	Sec2106 ⁽³⁾	Sec2107 ⁽³⁾	Sec2107.5 ⁽⁴⁾			
MONTEREY COUNTY								
CARMEL-BY-THE-SEA	29,669	20,477	13,589	27,918	1,000	92,652	85,800	178,453
DEL REY OAKS	14,787	10,206	9,180	13,915	1,000	49,089	42,765	91,854
GONZALES	80,053	55,251	28,514	75,331	2,000	241,148	231,509	472,657
GREENFIELD	192,556	132,898	61,840	181,197	4,000	572,491	556,862	1,129,353
KING CITY	133,134	91,886	44,238	125,281	3,000	397,539	385,018	782,557
MARINA	212,541	146,691	67,760	200,003	5,000	631,996	614,658	1,246,653
MONTEREY	266,662	184,044	83,792	250,931	6,000	791,430	771,173	1,562,603
PACIFIC GROVE	140,270	96,812	46,352	131,996	3,000	418,430	405,655	824,085
SALINAS	1,517,493	1,047,341	454,322	1,427,975	10,000	4,457,131	4,388,513	8,845,644
SAND CITY	3,549	2,450	5,851	3,340	1,000	16,190	10,265	26,455
SEASIDE	306,529	211,560	95,602	288,447	6,000	908,138	886,467	1,794,605
SOLEDAD	258,009	178,072	81,229	242,788	6,000	766,098	746,148	1,512,246
NAPA COUNTY								
AMERICAN CANYON	203,766	140,635	69,271	191,746	5,000	610,417	589,281	1,199,698
CALISTOGA	49,045	33,850	20,318	46,152	2,000	151,364	141,836	293,200
NAPA	729,729	503,643	235,685	686,682	7,500	2,163,238	2,110,339	4,273,577
SAINT HELENA	50,534	34,878	20,789	47,553	2,000	155,754	146,142	301,896
YOUNTVILLE	27,955	19,294	13,645	26,306	1,000	88,199	80,844	169,043
NEVADA COUNTY								
GRASS VALLEY	127,459	87,969	118,508	119,940	3,000	456,876	368,605	825,481
NEVADA CITY	31,354	21,640	32,772	35,105	1,000	121,871	90,675	212,546
TRUCKEE	157,128	108,446	144,975	2,081,658	4,000	2,496,207	454,405	2,950,613

Local Streets and Roads - Projected FY2025-26 Revenues

Based on State Dept of Finance statewide revenue projections

Estimated May 2025

	Highway Users Tax Acct (HUTA) ⁽¹⁾ Streets & Highways Code					TOTAL HUTA	Road Mntnc Rehab Acct	TOTAL
	Sec2103 ⁽⁵⁾	Sec2105 ⁽³⁾	Sec2106 ⁽³⁾	Sec2107 ⁽³⁾	Sec2107.5 ⁽⁴⁾			
ORANGE COUNTY								
ALISO VIEJO	485,056	334,775	216,663	456,442	7,500	1,500,437	1,402,758	2,903,194
ANAHEIM	3,243,687	2,238,723	1,421,579	3,052,340	10,000	9,966,330	9,380,580	19,346,910
BREA	446,949	308,475	200,019	420,584	6,000	1,382,027	1,292,555	2,674,582
BUENA PARK	788,645	544,305	349,265	742,122	7,500	2,431,837	2,280,720	4,712,557
COSTA MESA	1,053,565	727,148	464,976	991,414	10,000	3,247,103	3,046,856	6,293,958
CYPRESS	471,580	325,474	210,777	443,761	7,500	1,459,092	1,363,785	2,822,876
DANA POINT	310,350	214,197	140,355	292,042	6,000	962,944	897,517	1,860,461
FOUNTAIN VALLEY	534,991	369,239	238,474	503,431	7,500	1,653,635	1,547,166	3,200,801
FULLERTON	1,347,413	929,956	593,324	1,267,929	10,000	4,148,622	3,896,651	8,045,273
GARDEN GROVE	1,610,301	1,111,395	708,148	1,515,309	10,000	4,955,153	4,656,910	9,612,063
HUNTINGTON BEACH	1,857,334	1,281,892	816,047	1,747,769	10,000	5,713,041	5,371,316	11,084,357
IRVINE	2,945,793	2,033,122	1,291,465	2,772,019	10,000	9,052,399	8,519,084	17,571,483
LAGUNA BEACH	215,285	148,585	98,832	202,585	5,000	670,287	622,593	1,292,881
LAGUNA HILLS	293,774	202,756	133,115	276,444	6,000	912,089	849,579	1,761,668
LAGUNA NIGUEL	603,984	416,856	268,608	568,354	7,500	1,865,302	1,746,690	3,611,992
LAGUNA WOODS	166,174	114,690	77,382	156,372	4,000	518,618	480,568	999,186
LA HABRA	587,538	405,506	261,425	552,879	7,500	1,814,849	1,699,131	3,513,981
LAKE FOREST	813,987	561,796	360,333	765,969	7,500	2,509,585	2,354,008	4,863,593
LA PALMA	145,843	100,658	68,501	137,239	4,000	456,241	421,770	878,011
LOS ALAMITOS	111,885	77,221	53,669	105,285	3,000	351,059	323,565	674,625
MISSION VIEJO	876,574	604,992	387,670	824,864	7,500	2,701,600	2,535,006	5,236,606
NEWPORT BEACH	796,933	550,026	352,885	749,921	7,500	2,457,264	2,304,689	4,761,953
ORANGE	1,317,604	909,382	580,304	1,239,878	10,000	4,057,168	3,810,445	7,867,613
PLACENTIA	489,102	337,567	218,430	460,249	7,500	1,512,849	1,414,458	2,927,307
RANCHO SANTA MARGARITA	448,729	309,703	200,796	422,258	6,000	1,387,486	1,297,701	2,685,187
SAN CLEMENTE	600,331	414,336	267,013	564,917	7,500	1,854,097	1,736,127	3,590,224
SAN JUAN CAPISTRANO	327,704	226,174	147,935	308,372	6,000	1,016,184	947,702	1,963,887
SANTA ANA	2,910,646	2,008,865	1,276,113	2,738,945	10,000	8,944,568	8,417,440	17,362,008
SEAL BEACH	236,918	163,516	108,281	222,942	6,000	737,658	685,156	1,422,814
STANTON	377,386	260,463	169,635	355,123	6,000	1,168,607	1,091,380	2,259,987
TUSTIN	752,411	519,298	333,438	708,026	7,500	2,320,673	2,175,935	4,496,608
VILLA PARK	54,870	37,870	28,766	51,633	2,000	175,140	158,682	333,821
WESTMINSTER	851,606	587,760	376,765	801,369	7,500	2,625,001	2,462,802	5,087,803
YORBA LINDA	637,267	439,828	283,146	599,674	7,500	1,967,415	1,842,944	3,810,359

Local Streets and Roads - Projected FY2025-26 Revenues

Based on State Dept of Finance statewide revenue projections

Estimated May 2025

	Highway Users Tax Acct (HUTA) ⁽¹⁾ Streets & Highways Code					TOTAL HUTA	Road Mntnc Rehab Acct	TOTAL
	Sec2103 ⁽⁵⁾	Sec2105 ⁽³⁾	Sec2106 ⁽³⁾	Sec2107 ⁽³⁾	Sec2107.5 ⁽⁴⁾			
PLACER COUNTY								
AUBURN	128,929	88,984	60,398	121,324	3,000	402,635	372,857	775,492
COLFAX	18,721	12,921	12,873	18,956	1,000	64,470	54,140	118,610
LINCOLN	498,514	344,063	219,772	469,106	7,500	1,538,956	1,441,677	2,980,632
LOOMIS	63,748	43,998	32,290	59,988	2,000	202,024	184,357	386,380
ROCKLIN	670,626	462,851	293,992	631,065	7,500	2,066,033	1,939,415	4,005,449
ROSEVILLE	1,445,307	997,520	628,055	1,360,047	10,000	4,440,928	4,179,754	8,620,682
PLUMAS COUNTY								
PORTOLA	19,770	13,645	9,410	170,203	1,000	214,027	57,173	271,200
RIVERSIDE COUNTY								
BANNING	292,313	201,748	131,084	275,069	6,000	906,214	845,354	1,751,568
BEAUMONT	537,707	371,114	237,098	505,987	7,500	1,659,405	1,555,021	3,214,426
BLYTHE	175,858	121,373	80,773	165,484	4,000	547,489	508,572	1,056,061
CALIMESA	101,771	70,240	48,767	95,767	3,000	319,544	294,315	613,859
CANYON LAKE	103,578	71,487	49,547	97,468	3,000	325,081	299,542	624,623
CATHEDRAL CITY	480,608	331,705	212,430	452,256	7,500	1,484,499	1,389,893	2,874,392
COACHELLA	404,320	279,053	179,473	380,468	6,000	1,249,313	1,169,272	2,418,585
CORONA	1,467,231	1,012,651	638,667	1,380,678	10,000	4,509,226	4,243,157	8,752,383
DESERT HOT SPRINGS	305,808	211,062	136,914	287,768	6,000	947,552	884,381	1,831,934
EASTVALE	652,607	450,415	286,737	614,109	7,500	2,011,369	1,887,307	3,898,676
HEMET	839,703	579,545	367,565	790,169	7,500	2,584,482	2,428,379	5,012,861
INDIAN WELLS	44,924	31,006	24,208	42,274	1,000	143,413	129,919	273,332
INDIO	849,227	586,118	371,680	799,131	7,500	2,613,657	2,455,923	5,069,580
JURUPA VALLEY	981,472	677,391	428,812	923,574	10,000	3,021,249	2,838,368	5,859,617
LAKE ELSINORE	669,155	461,836	293,886	629,681	7,500	2,062,059	1,935,163	3,997,222
LA QUINTA	359,339	248,008	160,040	338,141	6,000	1,111,529	1,039,190	2,150,719
MENIFEE	1,044,771	721,078	456,158	983,139	10,000	3,215,146	3,021,424	6,236,570
MORENO VALLEY	1,948,587	1,344,873	846,621	1,833,639	10,000	5,983,721	5,635,216	11,618,937
MURRIETA	1,036,773	715,558	452,703	975,613	10,000	3,190,647	2,998,295	6,188,942
NORCO	249,374	172,112	112,534	234,663	6,000	774,683	721,177	1,495,860
PALM DESERT	476,581	328,926	210,691	448,467	7,500	1,472,164	1,378,247	2,850,411
PALM SPRINGS	413,647	285,490	183,502	389,246	6,000	1,277,886	1,196,247	2,474,132
PERRIS	742,756	512,634	325,682	698,940	7,500	2,287,512	2,148,012	4,435,524
RANCHO MIRAGE	159,132	109,829	73,548	149,745	4,000	496,253	460,201	956,454
RIVERSIDE	2,974,581	2,052,992	1,289,867	2,799,109	10,000	9,126,549	8,602,338	17,728,887
SAN JACINTO	503,758	347,683	222,432	474,041	7,500	1,555,414	1,456,843	3,012,257
TEMECULA	1,027,642	709,256	448,758	967,021	10,000	3,162,677	2,971,889	6,134,566
WILDOMAR	343,615	237,156	153,247	323,345	6,000	1,063,363	993,717	2,057,080

Local Streets and Roads - Projected FY2025-26 Revenues

Based on State Dept of Finance statewide revenue projections

Estimated May 2025

	Highway Users Tax Acct (HUTA) ⁽¹⁾ Streets & Highways Code					TOTAL HUTA	Road Mntnc Rehab Acct	TOTAL
	Sec2103 ⁽⁵⁾	Sec2105 ⁽³⁾	Sec2106 ⁽³⁾	Sec2107 ⁽³⁾	Sec2107.5 ⁽⁴⁾			
SACRAMENTO COUNTY								
CITRUS HEIGHTS	821,516	566,993	376,006	773,054	7,500	2,545,069	2,375,783	4,920,852
ELK GROVE	1,673,347	1,154,908	760,910	1,574,635	10,000	5,173,801	4,839,235	10,013,036
FOLSOM	824,344	568,945	377,284	775,716	7,500	2,553,789	2,383,962	4,937,751
GALT	241,479	166,664	113,914	227,234	6,000	755,291	698,346	1,453,636
ISLETON	7,445	5,139	8,164	7,006	1,000	28,754	21,531	50,285
RANCHO CORDOVA	768,959	530,719	352,258	723,598	7,500	2,383,034	2,223,791	4,606,825
SACRAMENTO	4,873,665	3,363,698	2,206,990	4,586,164	20,000	15,050,516	14,094,392	29,144,908
SAN BENITO COUNTY								
HOLLISTER	401,501	277,107	175,437	377,816	6,000	1,237,860	1,161,120	2,398,980
SAN JUAN BAUTISTA	19,517	13,470	13,095	18,366	1,000	65,447	56,442	121,889
SAN BERNARDINO COUNTY								
ADELANTO	342,950	236,697	148,069	322,719	6,000	1,056,435	991,794	2,048,229
APPLE VALLEY	710,970	490,696	301,812	669,030	7,500	2,180,008	2,056,091	4,236,099
BARSTOW	239,129	165,041	104,697	225,022	6,000	739,889	691,548	1,431,437
BIG BEAR LAKE	47,209	32,583	24,522	630,414	2,000	736,728	136,527	873,256
CHINO	867,068	598,432	367,022	815,919	7,500	2,655,941	2,507,517	5,163,458
CHINO HILLS	734,018	506,603	311,440	690,718	7,500	2,250,279	2,122,743	4,373,022
COLTON	503,440	347,463	215,115	473,742	7,500	1,547,259	1,455,922	3,003,182
FONTANA	2,006,220	1,384,650	842,909	1,887,872	10,000	6,131,651	5,801,888	11,933,539
GRAND TERRACE	122,926	84,841	56,153	115,675	3,000	382,595	355,497	738,092
HESPERIA	937,325	646,921	396,372	882,032	10,000	2,872,650	2,710,696	5,583,347
HIGHLAND	532,547	367,552	227,274	501,131	7,500	1,636,004	1,540,098	3,176,102
LOMA LINDA	233,800	161,364	102,471	220,008	6,000	723,642	676,137	1,399,779
MONTCLAIR	356,033	245,726	153,535	335,030	6,000	1,096,325	1,029,630	2,125,954
NEEDLES	46,114	31,827	24,064	43,393	1,000	146,398	133,359	279,757
ONTARIO	1,697,181	1,171,358	713,806	1,597,063	10,000	5,189,409	4,908,162	10,097,571
RANCHO CUCAMONGA	1,631,897	1,126,300	686,534	1,535,631	10,000	4,990,361	4,719,364	9,709,725
REDLANDS	684,111	472,159	290,591	643,755	7,500	2,098,116	1,978,415	4,076,532
RIALTO	974,092	672,297	411,732	916,630	10,000	2,984,752	2,817,026	5,801,778
SAN BERNARDINO	2,121,580	1,464,268	891,101	1,996,426	10,000	6,483,375	6,135,501	12,618,876
TWENTYNINE PALMS	264,817	182,771	115,429	249,195	6,000	818,212	765,837	1,584,049
UPLAND	738,569	509,745	313,341	695,001	7,500	2,264,156	2,135,905	4,400,061
VICTORVILLE	1,294,276	893,281	545,490	1,217,926	10,000	3,960,973	3,742,980	7,703,953
YUCAIPA	512,318	353,591	218,823	482,096	7,500	1,574,328	1,481,597	3,055,926
YUCCA VALLEY	203,850	140,693	89,959	191,825	5,000	631,328	589,524	1,220,852

Local Streets and Roads - Projected FY2025-26 Revenues

Based on State Dept of Finance statewide revenue projections

Estimated May 2025

	Highway Users Tax Acct (HUTA) ⁽¹⁾ Streets & Highways Code					TOTAL HUTA	Road Mntnc Rehab Acct	TOTAL
	Sec2103 ⁽⁵⁾	Sec2105 ⁽³⁾	Sec2106 ⁽³⁾	Sec2107 ⁽³⁾	Sec2107.5 ⁽⁴⁾			
SAN DIEGO COUNTY								
CARLSBAD	1,077,258	743,500	482,466	1,013,710	10,000	3,326,934	3,115,377	6,442,311
CHULA VISTA	2,605,812	1,798,475	1,160,239	2,452,093	10,000	8,026,619	7,535,875	15,562,494
CORONADO	220,117	151,920	102,402	207,132	5,000	686,572	636,568	1,323,140
DEL MAR	37,002	25,538	21,207	34,819	1,000	119,565	107,007	226,571
EL CAJON	995,707	687,215	446,305	936,970	10,000	3,076,197	2,879,534	5,955,731
ENCINITAS	576,010	397,550	260,208	542,031	7,500	1,783,298	1,665,792	3,449,090
ESCONDIDO	1,416,837	977,870	633,038	1,333,257	10,000	4,371,002	4,097,421	8,468,422
IMPERIAL BEACH	248,896	171,783	115,163	234,214	6,000	776,056	719,796	1,495,851
LA MESA	567,872	391,933	256,599	534,373	7,500	1,758,276	1,642,256	3,400,532
LEMON GROVE	258,177	178,188	119,278	242,947	6,000	804,590	746,635	1,551,226
NATIONAL CITY	549,198	379,044	248,319	516,800	7,500	1,700,861	1,588,252	3,289,113
OCEANSIDE	1,622,813	1,120,030	724,369	1,527,082	10,000	5,004,295	4,693,093	9,697,388
POWAY	461,447	318,481	209,409	434,226	6,000	1,429,562	1,334,480	2,764,043
SAN DIEGO	12,974,216	8,954,523	5,757,678	12,208,859	20,000	39,915,276	37,520,776	77,436,052
SAN MARCOS	899,031	620,492	403,438	845,997	7,500	2,776,458	2,599,952	5,376,410
SANTEE	558,666	385,579	252,517	525,710	7,500	1,729,972	1,615,633	3,345,605
SOLANA BEACH	121,100	83,581	58,497	113,956	3,000	380,134	350,215	730,349
VISTA	933,916	644,569	418,906	878,824	7,500	2,883,715	2,700,838	5,584,553
SAN FRANCISCO COUNTY								
SAN FRANCISCO	8,184,771	5,648,952	2,101,608	7,701,947	20,000	23,657,279	23,669,945	47,327,224
SAN JOAQUIN COUNTY								
ESCALON	69,714	48,115	33,793	65,601	2,000	219,223	201,609	420,832
LATHROP	346,818	239,366	149,037	326,359	6,000	1,067,580	1,002,980	2,070,560
LODI	622,704	429,777	263,775	585,971	7,500	1,909,727	1,800,830	3,710,557
MANTECA	851,447	587,650	358,907	801,220	7,500	2,606,724	2,462,342	5,069,065
MOUNTAIN HOUSE	220,923	152,476	96,679	207,890	5,000	682,968	638,897	1,321,866
RIPON	149,729	103,340	67,071	140,897	4,000	465,036	433,009	898,046
STOCKTON	2,999,549	2,070,224	1,252,277	2,822,603	10,000	9,154,652	8,674,543	17,829,195
TRACY	904,753	624,441	381,076	851,381	7,500	2,769,152	2,616,500	5,385,652
SAN LUIS OBISPO COUNTY								
ARROYO GRANDE	171,822	118,588	91,669	161,686	4,000	547,764	496,899	1,044,663
ATASCADERO	288,445	199,079	150,631	271,430	6,000	915,585	834,169	1,749,754
EL PASO DE ROBLES	293,905	202,847	153,392	276,567	6,000	932,711	849,958	1,782,669
GROVER BEACH	119,770	82,663	65,353	112,705	3,000	383,491	346,370	729,861
MORRO BAY	98,867	68,236	54,785	93,035	3,000	317,924	285,919	603,843
PISMO BEACH	75,427	52,058	42,934	70,977	2,000	243,395	218,130	461,525
SAN LUIS OBISPO	455,931	314,673	235,308	429,035	6,000	1,440,947	1,318,528	2,759,476

Local Streets and Roads - Projected FY2025-26 Revenues

Based on State Dept of Finance statewide revenue projections

Estimated May 2025

	Highway Users Tax Acct (HUTA) ⁽¹⁾ Streets & Highways Code					TOTAL HUTA	Road Mntnc Rehab Acct	TOTAL
	Sec2103 ⁽⁵⁾	Sec2105 ⁽³⁾	Sec2106 ⁽³⁾	Sec2107 ⁽³⁾	Sec2107.5 ⁽⁴⁾			
SAN MATEO COUNTY								
ATHERTON	67,260	46,422	33,970	63,292	2,000	212,944	194,513	407,457
BELMONT	263,403	181,795	119,036	247,865	6,000	818,099	761,748	1,579,846
BRISBANE	45,430	31,355	24,503	42,750	1,000	145,038	131,382	276,420
BURLINGAME	292,594	201,942	131,696	275,334	6,000	907,566	846,167	1,753,732
COLMA	13,879	9,579	10,819	13,060	1,000	48,338	40,138	88,475
DALY CITY	981,800	677,617	430,601	923,883	10,000	3,023,901	2,839,315	5,863,216
EAST PALO ALTO	281,271	194,127	126,786	264,679	6,000	872,864	813,423	1,686,287
FOSTER CITY	315,473	217,733	141,619	296,863	6,000	977,687	912,331	1,890,019
HALF MOON BAY	110,049	75,954	52,528	103,557	3,000	345,088	318,257	663,345
HILLSBOROUGH	106,509	73,510	50,992	100,226	3,000	334,238	308,020	642,258
MENLO PARK	319,771	220,699	143,483	300,908	6,000	990,862	924,763	1,915,624
MILLBRAE	218,404	150,737	99,520	205,520	5,000	679,181	631,612	1,310,793
PACIFICA	362,195	249,979	161,882	340,829	6,000	1,120,886	1,047,451	2,168,337
PORTOLA VALLEY	41,553	28,679	22,821	39,102	1,000	133,155	120,169	253,324
REDWOOD CITY	781,555	539,413	343,756	735,451	7,500	2,407,675	2,260,218	4,667,893
SAN BRUNO	412,074	284,404	183,514	387,765	6,000	1,273,758	1,191,697	2,465,455
SAN CARLOS	287,865	198,678	129,645	270,883	6,000	893,071	832,490	1,725,560
SAN MATEO	990,051	683,311	434,179	931,647	10,000	3,049,188	2,863,176	5,912,364
SOUTH SAN FRANCISCO	620,513	428,265	273,913	583,908	7,500	1,914,099	1,794,492	3,708,591
WOODSIDE	49,701	34,302	26,355	46,769	2,000	159,126	143,732	302,858
SANTA BARBARA COUNTY								
BUELLTON	48,174	33,249	21,613	45,332	2,000	150,368	139,317	289,685
CARPINTERIA	123,067	84,938	47,750	115,807	3,000	374,562	355,903	730,465
GOLETA	305,874	211,107	111,549	287,830	6,000	922,360	884,571	1,806,931
GUADALUPE	81,252	56,078	33,157	76,459	2,000	248,945	234,976	483,920
LOMPOC	417,168	287,921	150,390	392,559	6,000	1,254,039	1,206,430	2,460,469
SANTA BARBARA	818,585	564,970	290,483	770,296	7,500	2,451,834	2,367,306	4,819,140
SANTA MARIA	1,035,855	714,925	366,310	974,749	10,000	3,101,839	2,995,641	6,097,480
SOLVANG	54,449	37,579	23,802	51,237	2,000	169,067	157,463	326,530

Local Streets and Roads - Projected FY2025-26 Revenues

Based on State Dept of Finance statewide revenue projections

Estimated May 2025

	Highway Users Tax Acct (HUTA) ⁽¹⁾ Streets & Highways Code					TOTAL HUTA	Road Mntnc Rehab Acct	TOTAL
	Sec2103 ⁽⁵⁾	Sec2105 ⁽³⁾	Sec2106 ⁽³⁾	Sec2107 ⁽³⁾	Sec2107.5 ⁽⁴⁾			
SANTA CLARA COUNTY								
CAMPBELL	409,508	282,633	171,225	385,351	6,000	1,254,717	1,184,276	2,438,992
CUPERTINO	565,072	390,000	234,446	531,738	7,500	1,728,755	1,634,158	3,362,913
GILROY	571,580	394,492	237,091	537,862	7,500	1,748,526	1,652,981	3,401,507
LOS ALTOS	295,497	203,946	124,890	278,066	6,000	908,399	854,563	1,762,961
LOS ALTOS HILLS	79,379	54,785	37,060	74,696	2,000	247,920	229,559	477,479
LOS GATOS	313,216	216,175	132,091	294,739	6,000	962,221	905,804	1,868,025
MILPITAS	765,812	528,547	316,027	720,637	7,500	2,338,524	2,214,691	4,553,215
MONTE SERENO	33,546	23,153	18,433	31,567	1,000	107,698	97,013	204,711
MORGAN HILL	434,391	299,807	181,337	408,766	6,000	1,330,301	1,256,237	2,586,538
MOUNTAIN VIEW	810,409	559,327	334,151	762,603	7,500	2,473,990	2,343,662	4,817,652
PALO ALTO	639,196	441,159	264,570	601,490	7,500	1,953,916	1,848,523	3,802,439
SAN JOSE	9,481,716	6,544,075	3,858,183	8,922,384	20,000	28,826,359	27,420,644	56,247,003
SANTA CLARA	1,236,643	853,504	507,373	1,163,693	10,000	3,771,213	3,576,309	7,347,522
SARATOGA	291,170	200,960	123,132	273,994	6,000	895,256	842,050	1,737,306
SUNNYVALE	1,475,622	1,018,442	604,495	1,388,574	10,000	4,497,132	4,267,423	8,764,556
SANTA CRUZ COUNTY								
CAPITOLA	92,331	63,725	39,942	86,884	2,000	284,881	267,015	551,896
SANTA CRUZ	605,875	418,162	235,402	570,134	7,500	1,837,074	1,752,161	3,589,234
SCOTTS VALLEY	113,027	78,009	47,819	106,360	3,000	348,216	326,870	675,085
WATSONVILLE	485,197	334,872	189,470	456,575	7,500	1,473,614	1,403,164	2,876,778
SHASTA COUNTY								
ANDERSON	104,618	72,205	59,958	98,446	3,000	338,227	302,549	640,775
REDDING	877,941	605,936	467,682	826,151	7,500	2,785,209	2,538,961	5,324,170
SHASTA LAKE	96,854	66,846	55,865	91,140	3,000	313,706	280,097	593,802
SIERRA COUNTY								
LOYALTON	6,911	4,770	6,434	7,945	1,000	27,061	19,988	47,048
SISKIYOU COUNTY								
DORRIS	8,035	5,546	8,917	7,561	1,000	31,059	23,238	54,297
DUNSMUIR	15,949	11,007	12,971	51,530	1,000	92,457	46,123	138,580
ETNA	6,406	4,421	8,082	6,028	1,000	25,937	18,525	44,462
FORT JONES	6,499	4,486	8,130	6,116	1,000	26,231	18,796	45,027
MONTAGUE	11,510	7,944	10,697	10,831	1,000	41,981	33,286	75,267
MOUNT SHASTA	30,352	20,948	20,350	90,887	1,000	163,539	87,777	251,316
TULELAKE	8,429	5,817	9,118	7,931	1,000	32,295	24,375	56,671
WEED	27,337	18,867	18,806	66,879	1,000	132,889	79,056	211,945
YREKA	73,095	50,448	42,249	76,170	2,000	243,961	211,386	455,347

Local Streets and Roads - Projected FY2025-26 Revenues

Based on State Dept of Finance statewide revenue projections

Estimated May 2025

	Highway Users Tax Acct (HUTA) ⁽¹⁾ Streets & Highways Code					TOTAL HUTA	Road Mntnc Rehab Acct	TOTAL
	Sec2103 ⁽⁵⁾	Sec2105 ⁽³⁾	Sec2106 ⁽³⁾	Sec2107 ⁽³⁾	Sec2107.5 ⁽⁴⁾			
SOLANO COUNTY								
BENICIA	253,626	175,047	113,627	238,664	6,000	786,964	733,473	1,520,437
DIXON	181,711	125,413	82,770	170,992	4,000	564,886	525,499	1,090,385
FAIRFIELD	1,127,998	778,520	488,809	1,061,457	10,000	3,466,785	3,262,114	6,728,899
RIO VISTA	93,688	64,662	45,000	88,162	2,000	293,512	270,942	564,455
SUISUN CITY	275,840	190,379	123,159	259,568	6,000	854,945	797,715	1,652,660
VACAVILLE	957,385	660,766	415,601	900,908	10,000	2,944,661	2,768,709	5,713,370
VALLEJO	1,179,404	813,999	510,867	1,109,830	10,000	3,624,099	3,410,775	7,034,874
SONOMA COUNTY								
CLOVERDALE	84,370	58,230	41,423	79,393	2,000	265,417	243,994	509,412
COTATI	70,997	49,000	35,618	66,809	2,000	224,424	205,319	429,744
HEALDSBURG	105,901	73,090	50,769	99,653	3,000	332,414	306,259	638,673
PETALUMA	560,295	386,704	248,013	527,243	7,500	1,729,756	1,620,346	3,350,101
ROHNERT PARK	412,739	284,863	183,962	388,391	6,000	1,275,955	1,193,620	2,469,575
SANTA ROSA	1,667,541	1,150,901	728,647	1,569,171	10,000	5,126,260	4,822,443	9,948,703
SEBASTOPOL	70,454	48,626	35,383	66,298	2,000	222,759	203,748	426,508
SONOMA	100,862	69,613	48,582	94,912	3,000	316,970	291,688	608,658
WINDSOR	245,525	169,456	111,378	231,041	6,000	763,400	710,046	1,473,445
STANISLAUS COUNTY								
CERES	470,409	324,666	192,761	442,659	6,000	1,436,496	1,360,399	2,796,895
HUGHSON	72,214	49,841	33,655	67,954	2,000	225,664	208,840	434,504
MODESTO	2,049,834	1,414,751	823,851	1,928,913	10,000	6,227,348	5,928,015	12,155,363
NEWMAN	115,715	79,864	51,036	108,889	3,000	358,505	334,643	693,147
OAKDALE	216,999	149,768	91,506	204,198	5,000	667,471	627,549	1,295,020
PATTERSON	232,161	160,232	97,564	218,466	5,000	713,423	671,398	1,384,821
RIVERBANK	234,184	161,629	98,373	220,369	5,000	719,554	677,248	1,396,802
TURLOCK	675,018	465,883	274,517	635,198	7,500	2,058,115	1,952,117	4,010,233
WATERFORD	85,316	58,883	38,890	80,283	2,000	265,372	246,730	512,102
SUTTER COUNTY								
LIVE OAK	90,542	62,490	39,466	85,201	2,000	279,698	261,842	541,541
YUBA CITY	657,955	454,106	256,712	619,141	7,500	1,995,414	1,902,771	3,898,186
TEHAMA COUNTY								
CORNING	77,000	53,144	34,501	72,458	2,000	239,102	222,680	461,782
RED BLUFF	138,678	95,713	58,293	130,498	3,000	426,182	401,051	827,233
TEHAMA	4,064	2,805	6,368	3,825	1,000	18,062	11,754	29,816
TRINITY COUNTY								

Local Streets and Roads - Projected FY2025-26 Revenues

Based on State Dept of Finance statewide revenue projections

Estimated May 2025

	Highway Users Tax Acct (HUTA) ⁽¹⁾ Streets & Highways Code					TOTAL HUTA	Road Mntnc Rehab Acct	TOTAL
	Sec2103 ⁽⁵⁾	Sec2105 ⁽³⁾	Sec2106 ⁽³⁾	Sec2107 ⁽³⁾	Sec2107.5 ⁽⁴⁾			
TULARE COUNTY								
DINUBA	239,494	165,293	94,398	225,366	6,000	730,551	692,604	1,423,155
EXETER	96,929	66,898	41,062	91,211	3,000	299,100	280,313	579,413
FARMERSVILLE	97,210	67,092	41,167	91,475	3,000	299,945	281,126	581,070
LINDSAY	118,862	82,036	49,268	111,850	3,000	365,016	343,743	708,758
PORTERVILLE	589,383	406,780	225,296	554,615	7,500	1,783,574	1,704,467	3,488,041
TULARE	663,040	457,616	252,852	623,927	7,500	2,004,934	1,917,478	3,922,412
VISALIA	1,353,557	934,196	511,183	1,273,710	10,000	4,082,646	3,914,418	7,997,064
WOODLAKE	72,233	49,854	31,823	67,972	2,000	223,882	208,894	432,776
TUOLUMNE COUNTY								
SONORA	48,727	33,630	33,075	45,852	2,000	163,284	140,915	304,199
VENTURA COUNTY								
CAMARILLO	662,796	457,448	293,941	623,698	7,500	2,045,383	1,916,774	3,962,156
FILLMORE	159,778	110,275	74,502	150,353	4,000	498,908	462,070	960,978
MOORPARK	339,204	234,111	152,776	319,194	6,000	1,051,285	980,961	2,032,246
OJAI	71,999	49,692	36,209	67,752	2,000	227,652	208,217	435,869
OXNARD	1,888,932	1,303,700	828,835	1,777,502	10,000	5,808,969	5,462,695	11,271,664
PORT HUENEME	206,641	142,619	94,946	194,451	5,000	643,657	597,595	1,241,252
SAN BUENAVENTURA	1,030,910	711,512	454,528	970,096	10,000	3,177,047	2,981,341	6,158,388
SANTA PAULA	293,643	202,666	132,900	276,321	6,000	911,529	849,200	1,760,729
SIMI VALLEY	1,181,867	815,699	520,382	1,112,147	10,000	3,640,095	3,417,898	7,057,993
THOUSAND OAKS	1,187,738	819,751	522,944	1,117,673	10,000	3,658,106	3,434,879	7,092,986
YOLO COUNTY								
DAVIS	611,035	421,723	282,221	574,990	7,500	1,897,470	1,767,084	3,664,553
WEST SACRAMENTO	508,319	350,831	235,586	478,333	7,500	1,580,569	1,470,033	3,050,601
WINTERS	71,053	49,039	37,059	66,862	2,000	226,013	205,482	431,495
WOODLAND	568,199	392,159	262,773	534,681	7,500	1,765,312	1,643,204	3,408,516
YUBA COUNTY								
MARYSVILLE	123,254	85,067	44,925	115,983	3,000	372,230	356,445	728,675
WHEATLAND	36,458	25,163	16,669	34,308	1,000	113,598	105,436	219,033
Statewide Total	\$ 311,058,000	\$ 214,685,500	\$ 127,267,801	\$ 299,092,000	\$ 2,715,000	\$ 954,818,301	\$ 899,564,000	\$ 1,854,382,301

Notes:

1. The Highway Users Tax is also known as the "Motor Vehicle Fuel Tax", the "Gasoline Excise Tax" and "Article XIX Revenues."
2. Rolling Hills has no public streets and is therefore not eligible for HUTA or RMRA allocations.
3. Str&HwysCode §§ 2103, 2105, 2106, 2107 and RMRA amounts are paid monthly. Includes special payments for snow removal.
4. Str&HwysCode § 2107.5 amounts are typically paid by the State Controller once per year in July.
5. Str&HwysCode § 2103 allocations replace the former Prop42 TCRF revenues. Previously adjusted annually by the BOE until July 2019.

Local Streets and Roads - Projected FY2024-25 Revenues

Based on State Dept of Finance statewide revenue projections

Estimated May 2025

	Highway Users Tax Acct ⁽¹⁾ Streets & Hwys Code				TOTAL HUTA	Road Maintnc Rehab Acct	TOTAL Annual
	Sec2103 ⁽²⁾	Sec2104	Sec2105	Sec2106			
ALAMEDA COUNTY	9,265,520	14,296,016	6,652,352	441,830	30,655,718	25,500,520	56,156,238
ALPINE COUNTY	179,938	289,418	140,084	20,929	630,369	495,224	1,125,593
AMADOR COUNTY	916,607	759,926	570,799	208,335	2,455,667	2,522,682	4,978,349
BUTTE COUNTY	3,024,801	2,571,660	1,883,635	432,782	7,912,878	8,324,844	16,237,722
CALAVERAS COUNTY	1,388,961	1,073,496	864,948	356,206	3,683,611	3,822,692	7,506,303
COLUSA COUNTY	1,068,127	610,037	665,155	122,583	2,465,902	2,939,695	5,405,597
CONTRA COSTA COUNTY	7,845,209	11,642,596	5,703,803	993,802	26,185,410	21,591,547	47,776,957
DEL NORTE COUNTY	547,270	339,947	340,801	117,979	1,345,997	1,506,193	2,852,190
EL DORADO COUNTY	2,926,160	3,771,370	2,104,857	891,802	9,694,189	8,053,365	17,747,554
FRESNO COUNTY	10,269,883	10,204,820	6,395,365	1,276,910	28,146,978	28,264,725	56,411,703
GLENN COUNTY	1,306,713	751,288	813,729	144,550	3,016,280	3,596,329	6,612,609
HUMBOLDT COUNTY	2,455,006	1,745,220	1,528,806	418,455	6,147,487	6,756,656	12,904,143
IMPERIAL COUNTY	4,647,753	2,550,776	2,894,296	466,631	10,559,456	12,791,525	23,350,981
INYO COUNTY	1,530,195	966,547	952,898	132,470	3,582,110	4,211,395	7,793,505
KERN COUNTY	9,442,467	9,090,309	5,880,108	2,020,620	26,433,504	25,987,512	52,421,016
KINGS COUNTY	1,945,205	1,400,488	1,211,338	245,894	4,802,925	5,353,585	10,156,510
LAKE COUNTY	1,362,083	1,037,508	848,210	349,621	3,597,422	3,748,717	7,346,139
LASSEN COUNTY	1,311,712	934,060	816,843	132,343	3,194,958	3,610,088	6,805,046
LOS ANGELES COUNTY	56,451,207	86,394,164	40,279,396	2,842,176	185,966,943	155,364,746	341,331,689
MADERA COUNTY	2,906,518	1,849,524	1,809,976	540,188	7,106,206	7,999,306	15,105,512
MARIN COUNTY	2,122,290	2,685,318	1,353,767	313,863	6,475,238	5,840,955	12,316,193
MARIPOSA COUNTY	872,597	538,270	543,392	140,364	2,094,623	2,401,556	4,496,179
MENDOCINO COUNTY	2,006,053	1,336,458	1,249,229	413,080	5,004,820	5,521,049	10,525,869
MERCED COUNTY	3,881,385	2,909,727	2,417,055	620,624	9,828,791	10,682,331	20,511,122
MODOC COUNTY	1,286,254	867,047	800,989	66,551	3,020,841	3,540,021	6,560,862
MONO COUNTY	943,622	776,609	587,622	31,963	2,339,816	2,597,031	4,936,847
MONTEREY COUNTY	4,313,958	4,613,873	2,686,431	944,838	12,559,100	11,872,855	24,431,955
NAPA COUNTY	1,484,122	1,640,640	924,208	332,294	4,381,264	4,084,595	8,465,859
NEVADA COUNTY	1,563,123	1,746,187	973,404	322,392	4,605,106	4,302,020	8,907,126
ORANGE COUNTY	20,278,915	32,623,308	15,102,531	835,351	68,840,105	55,811,536	124,651,641
PLACER COUNTY	4,433,717	6,363,769	3,281,752	906,736	14,985,974	12,202,456	27,188,430
PLUMAS COUNTY	1,052,032	1,045,290	655,132	158,221	2,910,675	2,895,396	5,806,071
RIVERSIDE COUNTY	17,805,050	24,834,230	12,040,854	1,841,487	56,521,621	49,002,975	105,524,596
SACRAMENTO COUNTY	12,298,705	15,805,917	8,175,309	2,305,940	38,585,871	33,848,437	72,434,308
SAN BENITO COUNTY	1,054,220	864,775	656,494	173,785	2,749,274	2,901,418	5,650,692
SAN BERNARDINO COUNTY	16,539,334	22,947,963	11,079,158	1,597,178	52,163,633	45,519,479	97,683,112
SAN DIEGO COUNTY	22,764,097	33,624,278	16,146,210	2,146,582	74,681,167	62,651,240	137,332,407
SAN FRANCISCO COUNTY	4,256,183	5,137,188	2,650,453	9,600	12,053,424	11,713,846	23,767,270
SAN JOAQUIN COUNTY	7,017,200	8,278,574	4,369,822	826,867	20,492,463	19,312,706	39,805,169
SAN LUIS OBISPO COUNTY	3,777,560	3,588,387	2,352,400	695,515	10,413,862	10,396,583	20,810,445
SAN MATEO COUNTY	5,060,206	7,695,207	3,613,343	309,915	16,678,671	13,926,675	30,605,346
SANTA BARBARA COUNTY	3,807,601	4,656,814	2,500,462	882,793	11,847,670	10,479,261	22,326,931
SANTA CLARA COUNTY	11,696,288	18,032,328	8,284,958	322,450	38,336,024	32,190,467	70,526,491
SANTA CRUZ COUNTY	2,448,006	2,918,051	1,621,873	675,101	7,663,031	6,737,390	14,400,421
SHASTA COUNTY	2,907,508	2,632,373	1,810,592	435,501	7,785,974	8,002,029	15,788,003
SIERRA COUNTY	516,251	433,958	321,485	36,178	1,307,872	1,420,824	2,728,696
SISKIYOU COUNTY	2,083,038	1,552,809	1,297,170	213,182	5,146,199	5,732,926	10,879,125
SOLANO COUNTY	3,585,098	4,760,372	2,241,842	206,282	10,793,594	9,866,891	20,660,485
SONOMA COUNTY	5,275,399	6,014,130	3,285,150	999,467	15,574,146	14,518,929	30,093,075
STANISLAUS COUNTY	5,424,994	5,929,983	3,378,307	769,235	15,502,519	14,930,644	30,433,163
SUTTER COUNTY	1,657,100	1,245,748	1,031,926	224,231	4,159,005	4,560,663	8,719,668
TEHAMA COUNTY	1,834,336	1,018,342	1,142,296	274,673	4,269,647	5,048,451	9,318,098
TRINITY COUNTY	965,697	695,179	601,368	95,814	2,358,058	2,657,786	5,015,844
TULARE COUNTY	6,557,933	4,993,529	4,083,822	798,663	16,433,947	18,048,712	34,482,659
TUOLUMNE COUNTY	1,285,027	1,096,307	800,225	348,878	3,530,437	3,536,645	7,067,082
VENTURA COUNTY	6,193,200	9,167,174	4,439,040	667,225	20,466,639	17,044,895	37,511,534
YOLO COUNTY	2,368,567	2,415,577	1,474,978	192,423	6,451,545	6,518,760	12,970,305
YUBA COUNTY	1,352,999	969,140	842,553	328,060	3,492,752	3,723,718	7,216,470

Total	\$ 315,561,000	\$ 400,733,999	\$ 213,175,001	\$ 34,619,408	\$ 964,089,408	\$ 868,485,497	\$ 1,832,574,905
-------	----------------	----------------	----------------	---------------	----------------	----------------	------------------

Notes:

1. The Highway Users Tax is also known as the "Motor Vehicle Fuel Tax", the "Gasoline Excise Tax" and "Article XIX Revenues."
2. Str&HwysCode § 2103 allocations replace the former Prop42 TCRF revenues. Previously adjusted annually by the BOE until July 2019.

Local Streets and Roads - Projected FY2025-26 Revenues

Based on State Dept of Finance statewide revenue projections
 Estimated May 2025

	Highway Users Tax Acct ⁽¹⁾ Streets & Hwys Code				TOTAL HUTA	Road Maintnc Rehab Acct	TOTAL Annual
	Sec2103 ⁽²⁾	Sec2104	Sec2105	Sec2106			
ALAMEDA COUNTY	9,133,302	14,401,245	6,700,463	444,948	30,679,958	26,413,048	57,093,006
ALPINE COUNTY	177,370	289,471	140,128	21,011	627,980	512,946	1,140,926
AMADOR COUNTY	903,527	765,034	574,777	209,769	2,453,107	2,612,956	5,066,063
BUTTE COUNTY	2,981,638	2,589,848	1,896,761	435,836	7,904,083	8,622,746	16,526,829
CALAVERAS COUNTY	1,369,141	1,080,228	870,975	358,707	3,679,051	3,959,486	7,638,537
COLUSA COUNTY	1,052,885	610,704	669,790	123,398	2,456,777	3,044,891	5,501,668
CONTRA COSTA COUNTY	7,733,259	11,727,956	5,744,856	1,000,904	26,206,975	22,364,194	48,571,169
DEL NORTE COUNTY	539,460	342,274	343,176	118,761	1,343,671	1,560,092	2,903,763
EL DORADO COUNTY	2,884,405	3,790,921	2,116,305	898,168	9,689,799	8,341,552	18,031,351
FRESNO COUNTY	10,123,334	10,278,352	6,439,931	1,286,055	28,127,672	29,276,170	57,403,842
GLENN COUNTY	1,288,066	752,126	819,400	145,524	3,005,116	3,725,023	6,730,139
HUMBOLDT COUNTY	2,419,974	1,757,379	1,539,460	421,406	6,138,219	6,998,441	13,136,660
IMPERIAL COUNTY	4,581,431	2,569,448	2,914,465	469,929	10,535,273	13,249,266	23,784,539
INYO COUNTY	1,508,359	967,190	959,539	133,357	3,568,445	4,362,099	7,930,544
KERN COUNTY	9,307,724	9,156,100	5,921,083	2,035,131	26,420,038	26,917,468	53,337,506
KINGS COUNTY	1,917,448	1,410,673	1,219,779	247,599	4,795,499	5,545,162	10,340,661
LAKE COUNTY	1,342,646	1,045,000	854,120	352,075	3,593,841	3,882,864	7,476,705
LASSEN COUNTY	1,292,994	934,837	822,535	133,228	3,183,594	3,739,274	6,922,868
LOS ANGELES COUNTY	55,645,658	87,029,459	40,570,566	2,862,616	186,108,299	160,924,428	347,032,727
MADERA COUNTY	2,865,043	1,862,821	1,822,589	544,016	7,094,469	8,285,559	15,380,028
MARIN COUNTY	2,092,005	2,704,843	1,363,409	316,058	6,476,315	6,049,972	12,526,287
MARIPOSA COUNTY	860,145	538,877	547,179	141,308	2,087,509	2,487,495	4,575,004
MENDOCINO COUNTY	1,977,427	1,345,874	1,257,935	415,992	4,997,228	5,718,618	10,715,846
MERCED COUNTY	3,825,999	2,931,047	2,433,899	625,033	9,815,978	11,064,595	20,880,573
MODOC COUNTY	1,267,899	867,356	806,570	66,962	3,008,787	3,666,700	6,675,487
MONO COUNTY	930,156	776,991	591,716	32,125	2,330,988	2,689,965	5,020,953
MONTEREY COUNTY	4,252,399	4,647,630	2,705,152	951,586	12,556,767	12,297,721	24,854,488
NAPA COUNTY	1,462,944	1,652,524	930,648	334,622	4,380,738	4,230,761	8,611,499
NEVADA COUNTY	1,540,818	1,756,924	980,187	324,649	4,602,578	4,455,967	9,058,545
ORANGE COUNTY	19,989,539	32,863,848	15,211,990	841,309	68,906,686	57,808,735	126,715,421
PLACER COUNTY	4,370,449	6,401,941	3,301,513	913,210	14,987,113	12,639,118	27,626,231
PLUMAS COUNTY	1,037,019	1,046,002	659,697	159,293	2,902,011	2,999,007	5,901,018
RIVERSIDE COUNTY	17,550,975	25,016,517	12,127,663	1,854,706	56,549,861	50,756,532	107,306,393
SACRAMENTO COUNTY	12,123,204	15,922,383	8,234,382	2,322,510	38,602,479	35,059,694	73,662,173
SAN BENITO COUNTY	1,039,176	870,968	661,069	174,970	2,746,183	3,005,245	5,751,428
SAN BERNARDINO COUNTY	16,303,321	23,110,500	11,156,370	1,608,634	52,178,825	47,148,380	99,327,205
SAN DIEGO COUNTY	22,439,257	33,871,355	16,262,766	2,162,003	74,735,381	64,893,196	139,628,577
SAN FRANCISCO COUNTY	4,195,448	5,174,905	2,668,923	9,600	12,048,876	12,133,023	24,181,899
SAN JOAQUIN COUNTY	6,917,066	8,339,504	4,400,273	832,764	20,489,607	20,003,805	40,493,412
SAN LUIS OBISPO COUNTY	3,723,655	3,614,493	2,368,793	700,464	10,407,405	10,768,622	21,176,027
SAN MATEO COUNTY	4,987,998	7,751,834	3,639,449	312,082	16,691,363	14,425,037	31,116,400
SANTA BARBARA COUNTY	3,753,267	4,690,741	2,518,321	889,094	11,851,423	10,854,258	22,705,681
SANTA CLARA COUNTY	11,529,384	18,165,213	8,344,968	324,707	38,364,272	33,342,394	71,706,666
SANTA CRUZ COUNTY	2,413,073	2,938,984	1,633,295	679,903	7,665,255	6,978,485	14,643,740
SHASTA COUNTY	2,866,018	2,650,326	1,823,209	438,574	7,778,127	8,288,379	16,066,506
SIERRA COUNTY	508,884	434,089	323,725	36,370	1,303,068	1,471,668	2,774,736
SISKIYOU COUNTY	2,053,313	1,554,198	1,306,209	214,651	5,128,371	5,938,077	11,066,448
SOLANO COUNTY	3,533,940	4,795,345	2,258,001	207,701	10,794,987	10,219,974	21,014,961
SONOMA COUNTY	5,200,120	6,057,976	3,308,042	1,006,610	15,572,748	15,038,485	30,611,233
STANISLAUS COUNTY	5,347,581	5,973,586	3,401,849	774,716	15,497,732	15,464,933	30,962,665
SUTTER COUNTY	1,633,454	1,254,791	1,039,117	225,779	4,153,141	4,723,865	8,877,006
TEHAMA COUNTY	1,808,160	1,019,965	1,150,256	276,585	4,254,966	5,229,108	9,484,074
TRINITY COUNTY	951,916	695,580	605,559	96,436	2,349,491	2,752,894	5,102,385
TULARE COUNTY	6,464,352	5,029,566	4,112,280	804,356	16,410,554	18,694,580	35,105,134
TUOLUMNE COUNTY	1,266,690	1,102,963	805,801	351,326	3,526,780	3,663,203	7,189,983
VENTURA COUNTY	6,104,824	9,234,201	4,470,906	671,971	20,481,902	17,654,842	38,136,744
YOLO COUNTY	2,334,768	2,433,251	1,485,256	193,742	6,447,017	6,752,032	13,199,049
YUBA COUNTY	1,333,692	975,845	848,425	330,358	3,488,320	3,856,970	7,345,290
Total	\$ 311,057,999	\$ 403,574,002	\$ 214,685,500	\$ 34,865,197	\$ 964,182,698	\$ 899,564,000	\$ 1,863,746,698

Notes:

1. The Highway Users Tax is also known as the "Motor Vehicle Fuel Tax", the "Gasoline Excise Tax" and "Article XIX Revenues."
2. Str&HwysCode § 2103 allocations replace the former Prop42 TCRF revenues. Previously adjusted annually by the BOE until July 2019.

BUSINESS OF THE COUNCIL OF THE CITY OF HALF MOON BAY

AGENDA REPORT

For meeting of: **June 17, 2025**

TO: Honorable Mayor and City Council

VIA: Matthew Chidester, City Manager

FROM: Lisa Rossi, Administrative Services Director
Raymond Cruz, Payroll Technician

**TITLE: SALARY SCHEDULE FOR THE INTERNATIONAL UNION OF OPERATING ENGINEERS
STATIONARY ENGINEERS LOCAL 39 AFL-CIO, REPRESENTED MANAGEMENT
TEAM MEMBERS, CONFIDENTIAL, AND NON-REPRESENTED EMPLOYEES**

RECOMMENDATION:

Adopt a resolution approving the FY 2025- 26 salary schedule representing a 3.0-percent increase to the base salary for the International Union of Operating Engineers Stationary Engineers Local 39 AFL-CIO, Represented Management Team Members, Confidential, and Non-Represented Employees, effective per the terms of the respective Memoranda of Understanding.

FISCAL IMPACT:

The salary adjustments are estimated to have a total fiscal impact of \$206 thousand. Funding for the adjustments to salary is included in the Recommended Budget for FY 2025-26.

STRATEGIC ELEMENT:

This recommendation supports the *Inclusive Governance* Element of the Strategic Plan.

BACKGROUND/DISCUSSION:

In 2021, the City Council authorized the City Manager to execute five-year Memoranda of Understanding with the labor groups listed above. These agreements provide for a general wage adjustment of 2.5 percent or 3.0 percent, effective July 1 of each succeeding fiscal year. The final percentage is determined by a negotiated formula that compares the City's gross Transient Occupancy Tax (TOT) revenue: if TOT for the first three quarters of FY 2024-25 equals or exceeds 90 percent of FY 2023-24 revenue, the higher increase applies.

The salary schedule uses a single asterisk footnote to designate positions that are vacant and not included in the current staffing structure or budget. These positions remain on the schedule as placeholders, allowing the City to activate them should future organizational needs arise.

ATTACHMENT:

Resolution with Exhibit A (Salary Schedule for FY 2025-2026)

RESOLUTION NO. C-2025-

**A RESOLUTION OF THE CITY COUNCIL OF THE CITY OF HALF MOON BAY
ESTABLISHING THE SALARY SCHEDULE FOR CITY OF HALF MOON BAY EMPLOYEES FOR FISCAL
YEAR 2025-26**

WHEREAS, the City of Half Moon Bay Municipal Code and Personnel Rules and Regulations empower the City Council to establish a compensation plan for all classifications in the City service; and

WHEREAS, the terms of the existing Memoranda of Understanding with the International Union of Operating Engineers Stationary Local 39 AFL-CIO, Represented Management Team Members, Confidential, and Non-Represented Employees, provide for 2.5 to 3.0 percent salary adjustments effective July 1 of each fiscal year.

NOW, THEREFORE, BE IT RESOLVED THAT the attached salary schedule incorporated as Exhibit A to this resolution constitutes the compensation plan for all classifications in the City of Half Moon Bay and is hereby approved effective July 1, 2025.

I, the undersigned, hereby certify that the foregoing Resolution was duly passed and adopted on the 17th day of June 2025, by the City Council of Half Moon Bay by the following vote:

AYES, Councilmembers:

NOES, Councilmembers:

ABSENT, Councilmembers:

ABSTAIN, Councilmembers:

ATTEST:

APPROVED:

Maggie Rodriguez, Assistant City Clerk

Robert Brownstone, Mayor

**City of Half Moon Bay
Salary Schedule
Effective July 1, 2025 (3%)**

Position	Class	Steps					
		A	B	C	D	E	
Monthly Salary Ranges (e)							
Exempt - Non Represented Management							
City Manager	99-999	<i>Only one step</i>					23,428.20
Assistant City Manager	10-500	17,686	18,570	19,499	20,474	21,498	
Public Works Director	10-520	17,686	18,570	19,499	20,474	21,498	
Community Development Director	10-505	16,277	17,091	17,946	18,843	19,785	
Finance Director*	10-490	16,127	16,933	17,780	18,669	19,602	
Administrative Services Director	10-490	16,127	16,933	17,780	18,669	19,602	
Deputy City Manager*	10-500	14,662	15,395	16,165	16,973	17,822	
Communications Director/City Clerk	10-412	13,906	14,601	15,331	16,098	16,903	
Contract Services Manager*	10-430	11,468	12,041	12,643	13,275	13,939	
Assistant to the City Manager	10-420	10,334	10,851	11,394	11,964	12,562	
Exempt - Confidential							
Finance Manager	10-485	11,817	12,408	13,028	13,679	14,363	
Administrative Services Manager *	10-525	11,708	12,293	12,908	13,553	14,231	
Management Analyst - Human Resources	10-721	8,764	9,202	9,662	10,145	10,652	
Executive Assistant to the City Manager	10-715	7,437	7,809	8,199	8,609	9,039	
Senior Accountant*	10-745	9,823	10,314	10,830	11,372	11,941	
Exempt - Represented Management							
City Engineer	10-750	14,287	15,001	15,751	16,539	17,366	
Planning and Development Services Manager*	10-748	12,984	13,633	14,315	15,031	15,783	
Senior Planner	10-724	10,269	10,782	11,321	11,887	12,481	
Associate Engineer	10-746	10,120	10,626	11,157	11,715	12,301	
Public Works Superintendent	10-525	11,708	12,293	12,908	13,553	14,231	
Community & Economic Vitality Manager	10-527	11,708	12,293	12,908	13,553	14,231	
Assistant City Clerk	10-725	9,590	10,070	10,574	11,103	11,658	
Communications Specialist	10-727	9,590	10,070	10,574	11,103	11,658	
Senior Management Analyst	10-727	9,590	10,070	10,574	11,103	11,658	
Housing Coordinator	10-726	9,590	10,070	10,574	11,103	11,658	
Public Works Supervisor	10-528	9,100	9,555	10,033	10,535	11,062	
Associate Planner	10-728	8,764	9,202	9,662	10,145	10,652	
Management Analyst	10-721	8,764	9,202	9,662	10,145	10,652	
Assistant Engineer	10-719	8,189	8,598	9,028	9,479	9,953	
Recreation Coordinator*	10-200	6,555	6,883	7,227	7,588	7,967	
Recreation Supervisor	10-201	8,313	8,729	9,165	9,623	10,104	
Non-Exempt Operating Engineers Local 39							
Assistant Planner	39-159	8,152	8,560	8,988	9,437	9,909	
Deputy City Clerk*	39-160	7,771	8,160	8,568	8,996	9,446	
Administrative Analyst	39-158	7,279	7,643	8,025	8,426	8,847	
Community Preservation Specialist	39-158	7,279	7,643	8,025	8,426	8,847	
Permit Technician	39-250	6,805	7,145	7,502	7,877	8,271	
Administrative Assistant	39-155	6,500	6,825	7,166	7,524	7,900	
Senior Accounting Technician*	39-150	6,275	6,589	6,918	7,264	7,627	
Senior Maintenance Worker	39-280	7,262	7,625	8,006	8,406	8,826	
Maintenance Worker II	39-275	6,167	6,475	6,799	7,139	7,496	
Maintenance Worker I	39-255	5,468	5,741	6,028	6,329	6,645	
Maintenance Assistant	39-131	4,543	4,770	5,009	5,259	5,522	
Payroll Technician	39-144	5,601	5,881	6,175	6,484	6,808	
Accounting Technician	39-145	5,601	5,881	6,175	6,484	6,808	
Office Assistant II	39-135	5,184	5,443	5,715	6,001	6,301	
Office Assistant I	39-130	4,543	4,770	5,009	5,259	5,522	
Recreation Leader III	39-165	3,730	3,917	4,113	4,319	4,535	
Recreation Leader II	39-140	3,392	3,562	3,740	3,927	4,123	
Recreation Leader I	39-115	3,001	3,151	3,309	3,474	3,648	

*Approved Classifications, unbudgeted

Steps				
A	B	C	D	E
Annual Salary Ranges (e)				
				281,138
212,232	222,840	233,988	245,688	257,976
212,232	222,840	233,988	245,688	257,976
195,324	205,092	215,352	226,116	237,420
193,524	203,196	213,360	224,028	235,224
193,524	203,196	213,360	224,028	235,224
175,944	184,740	193,980	203,676	213,864
166,872	175,212	183,972	193,176	202,836
137,616	144,492	151,716	159,300	167,268
124,008	130,212	136,728	143,568	150,744
141,804	148,896	156,336	164,148	172,356
140,496	147,516	154,896	162,636	170,772
105,168	110,424	115,944	121,740	127,824
89,244	93,708	98,388	103,308	108,468
117,876	123,768	129,960	136,464	143,292
171,444	180,012	189,012	198,468	208,392
155,808	163,596	171,780	180,372	189,396
123,228	129,384	135,852	142,644	149,772
121,440	127,512	133,884	140,580	147,612
140,496	147,516	154,896	162,636	170,772
140,496	147,516	154,896	162,636	170,772
115,080	120,840	126,888	133,236	139,896
115,080	120,840	126,888	133,236	139,896
115,080	120,840	126,888	133,236	139,896
115,080	120,840	126,888	133,236	139,896
109,200	114,660	120,396	126,420	132,744
105,168	110,424	115,944	121,740	127,824
105,168	110,424	115,944	121,740	127,824
98,268	103,176	108,336	113,748	119,436
78,660	82,596	86,724	91,056	95,604
99,756	104,748	109,980	115,476	121,248
97,824	102,720	107,856	113,244	118,908
93,252	97,920	102,816	107,952	113,352
87,348	91,716	96,300	101,112	106,164
87,348	91,716	96,300	101,112	106,164
81,660	85,740	90,024	94,524	99,252
78,000	81,900	85,992	90,288	94,800
75,300	79,068	83,016	87,168	91,524
87,144	91,500	96,072	100,872	105,912
74,004	77,700	81,588	85,668	89,952
65,616	68,892	72,336	75,948	79,740
54,516	57,240	60,108	63,108	66,264
67,212	70,572	74,100	77,808	81,696
67,212	70,572	74,100	77,808	81,696
62,208	65,316	68,580	72,012	75,612
54,516	57,240	60,108	63,108	66,264
44,760	47,004	49,356	51,828	54,420
40,704	42,744	44,880	47,124	49,476
36,012	37,812	39,708	41,688	43,776

**City of Half Moon Bay
Salary Schedule
Effective July 1, 2025 (3%)**

Part-Time	Pay Cd/Range	2025 RATES Hourly Wage Steps				
Building Attendant I	890/012	17.22	18.08	18.98	19.93	20.93
Building Attendant II	890/015	19.94	20.94	21.99	23.09	24.24
Building Attendant III	890/018	24.24	25.45	26.72	28.06	29.46
Maintenance Assistant	890/015	19.94	20.94	21.99	23.09	24.24
Intern	02-100	23.15	24.31	25.53	26.81	28.15
City Council	One Step	\$955.00 Stipend per month (plus an additional \$100.00 Auto Allowance)				

BUSINESS OF THE COUNCIL OF THE CITY OF HALF MOON BAY

AGENDA REPORT

For meeting of: **June 17, 2025**

TO: Honorable Mayor and City Council

VIA: Mathew Chidester, City Manager

FROM: Leslie Lacko, Community Development Director

TITLE: ANNUAL RENEWAL OF COMMUNITY DEVELOPMENT AGREEMENTS

RECOMMENDATION:

Adopt resolutions authorizing the City Manager to execute professional service agreements through June 30, 2026, with:

1. 4LEAF, Inc. (4Leaf) for building plan check and inspection services in an amount not to exceed \$365,250; and
2. Metropolitan Planning Group (M-Group) for contract planning services in an amount not to exceed \$145,000.

FISCAL IMPACT:

These contracts have been included in the Recommended Community Development Department Operating Budget and CIP for FY 2025-26. The Building and Code Enforcement budget will cover the cost of the (4Leaf) contract. Revenues from building permit plan check and inspection fees will offset most of the cost of the 4Leaf contract. The M-Group contract funding is included in the professional services budget and will include some offsets from application-related fees.

STRATEGIC ELEMENT:

This recommendation supports the *Healthy Communities and Public Safety, Infrastructure and Environment, and Fiscal Sustainability* Elements of the Strategic Plan.

BACKGROUND:

As a way to save costs and maintain flexibility, the City has utilized contract services to support Community Development functions for many years. As a part of the annual budget approval, agreements for these services are updated annually to ensure alignment with workload and economic conditions. All of the City's plan check and building inspection services are provided through contractors. Most planning services are provided directly by City staff; however, supplemental support is needed for both routine and special projects, based on the ebb and flow of project applications and associated staff bandwidth limitations.

DISCUSSION:

4Leaf: The City Council first approved contract services from 4Leaf in 2019 for building plan check, inspection services, and over-the-counter permit oversight. These services had been provided previously by contract as well.

The current requested contract of \$365,250 will utilize funds included in the FY 2025-26 Community Development Building and Code Enforcement budget. The scope includes 30 hours per week for building inspections, budget to cover hours for the mandatory building official position including one full day each week for over-the-counter permit oversight, as well as hours for a senior permit technician to back up staff from time to time. The budget also covers plan check services. Plan check and inspection services are almost fully covered by the building permit fees paid by applicants.

M-Group: The City Council has approved professional services agreements with M-Group to provide planning staff and services since 2013. M-Group's services have varied significantly since that time, adjusting to the needs of the Department and community. In 2018, the City Council authorized funding and positions to hire in-house planning staff as part of M-Group's scope of services. Their support remains vital to meeting the needs and demands of the Planning Division, especially for special projects (e.g. in past years, the Land Use Plan; currently, the Housing Element and implementation zoning), GIS, permits, and public hearings.

Planning workload remains heavy, and M-Group is well suited to continue to supplement some staff functions. As proposed, M-Group will continue to provide a part-time planning analyst to support Community Development Department staff primarily with the Planning Commission, Architectural Advisory Committee, and Community Development Director hearings and meetings. Presently, M-Group planners are supporting City staff's work on the Housing Element. Going forward into the next the next fiscal year, M-Group is well suited to assist staff with zoning implementation work related to the Housing Element. Since 2013, M-Group has provided the City with excellent staff who have been committed to customer service and professionalism. They have institutional knowledge of the City, and their continued support helps serve the Department's needs. Their \$145,000 budget for the next fiscal year is similar to the current year budget.

These professional service providers continue to serve the City well. 4Leaf and M-Group work with staff to support enhanced service levels, remain highly responsive to requests for support on a wide range of projects, and otherwise maintain excellent coordination with City staff and through interdepartmental collaboration.

ATTACHMENTS:

1. Resolution for Professional Services Agreement with 4LEAF Inc.
2. Resolution for Professional Services Agreement with Metropolitan Planning Group

RESOLUTION NO. C-2025-XX

**A RESOLUTION OF THE CITY COUNCIL OF THE CITY OF HALF MOON BAY
AUTHORIZING THE CITY MANAGER TO EXECUTE THE PROFESSIONAL SERVICES AGREEMENT
WITH 4LEAF, INC. FOR BUILDING CONTRACT SERVICES THROUGH JUNE 30, 2026, IN AN
AMOUNT NOT TO EXCEED \$365,250.**

WHEREAS, 4LEAF, Inc. (4Leaf) has provided building inspection services and building plan check services for five years during which their contract staff have gained extensive knowledge about the City and provided for all of the City’s building plan check and inspection services; and

WHEREAS, the amended agreement with 4Leaf will expire June 30, 2025; and

WHEREAS, the Community Development Director has determined that continuation of current service levels is necessary; and

WHEREAS, 4Leaf provided a scope of work, budget, and an hourly rate schedule for a new one-year agreement totaling \$365,250, for the needed services; and

WHEREAS, adequate funds are available in the City’s proposed FY 2025-26 budget for these services.

NOW, THEREFORE, BE IT RESOLVED THAT the City Council of the City of Half Moon Bay hereby authorizes the City Manager to execute a Professional Services Agreement with 4LEAF, Inc. for Building contract services through June 30, 2026, in the amount of \$365,250.

I, the undersigned, hereby certify that the foregoing Resolution was duly passed and adopted on the 17th day of June 2025, by the City Council of Half Moon Bay by the following vote:

AYES, Councilmembers:

NOES, Councilmembers:

ABSENT, Councilmembers:

ABSTAIN, Councilmembers:

ATTEST:

APPROVED:

Maggie Rodriguez, Interim City Clerk

Robert Brownstone, Mayor

RESOLUTION NO. C-2025-XX

**A RESOLUTION OF THE CITY COUNCIL OF THE CITY OF HALF MOON BAY
AUTHORIZING THE CITY MANAGER TO EXECUTE A PROFESSIONAL SERVICES AGREEMENT
WITH METROPOLITAN PLANNING GROUP FOR CONTRACT PLANNING SERVICES THROUGH
JUNE 30, 2026, IN AN AMOUNT NOT TO EXCEED \$145,000.**

WHEREAS, the Metropolitan Planning Group (M-Group) has provided contract planning services to the City of Half Moon Bay for over ten years during which their contract staff have gained extensive knowledge about the City and have assisted in many projects; and

WHEREAS, the current agreement with M-Group will expire on June 30, 2025, and

WHEREAS, the Community Development Director has determined that supplemental planning services provided by M-Group are necessary to maintain service levels for public meetings and hearings, GIS mapping, Housing Element implementation, and additional support functions; and

WHEREAS, M-Group provided a scope of work, budget, and an hourly rate schedule for a new one-year agreement totaling \$145,000 for the needed services; and

WHEREAS, adequate funds are available in the City’s proposed FY 2025-26 budget for these services.

NOW, THEREFORE, BE IT RESOLVED THAT the City Council of the City of Half Moon Bay hereby authorizes the City Manager to execute a Professional Services Agreement with Metropolitan Planning Group (M-Group) for limited contract planning services to support the Community Development Department through June 30, 2026, at a cost of \$145,000.

I, the undersigned, hereby certify that the foregoing Resolution was duly passed and adopted on the 17th day of June 2025, by the City Council of Half Moon Bay by the following vote:

AYES, Councilmembers:

NOES, Councilmembers:

ABSENT, Councilmembers:

ABSTAIN, Councilmembers:

ATTEST:

APPROVED:

Maggie Rodriguez, Interim City Clerk

Robert Brownstone, Mayor

BUSINESS OF THE COUNCIL OF THE CITY OF HALF MOON BAY

AGENDA REPORT

For meeting of: **June 17, 2025**

TO: Honorable Mayor and City Council

VIA: Mathew Chidester, City Manager

FROM: Leslie Lacko, Community Development Director

**TITLE: AMENDMENT TO THE PROFESSIONAL SERVICES AGREEMENT WITH
COMMUNITY PLANNING COLLABORATIVE FOR WORK ON THE SAFETY ELEMENT
UPDATE**

RECOMMENDATION:

Adopt a resolution authorizing the City Manager to execute an amendment of the Professional Services Agreement with Community Planning Collaborative (CPC) to add \$30,000 for work on the Safety Element that began in July 2024 and will continue through March 2026.

FISCAL IMPACT:

This contract has been included in the Community Development Department Recommended Operating Budget and CIP for FY 2025-26. The contract is funded with salary savings from the vacant Emergency Services Analyst position in the City Manager's Office.

STRATEGIC ELEMENT:

This recommendation supports the *Healthy Communities and Public Safety, Infrastructure and Environment, and Inclusive Governance* Elements of the Strategic Plan.

BACKGROUND:

The Safety Element is a required component the General Plan that identifies and addresses potential hazards to residents, property, or the environment. It aims to protect against natural disasters like earthquakes and floods, as well as human-caused hazards like fires and hazards caused by climate change. This element includes goals, policies, and programs to minimize risks, enhance disaster preparedness, and ensure effective emergency response.

The Safety Element update is part of a County-led multijurisdictional effort to which the City of Half Moon Bay contributed \$158,798 to participate. The County's consultant is responsible for performing the vulnerability assessment, conducting and facilitating public meetings, and developing the policy documents that will eventually form a new Safety Element. By pooling resources between and County and multiple cities, the cost of the Safety Element update is reduced and consistency between jurisdictions is assured, which is an important consideration

given that environmental hazards do not occur solely within jurisdictional boundaries. The contract between the City and CPC was \$29,000 for hourly professional planning services to take on work that was originally managed by Staff within the City Manager's Office. When the City's project manager left City employment, their position was held vacant, and the Safety Element update was taken over by the Assistant City Manager. The contract with CPC provided necessary assistance with document review, support for community outreach, and ongoing project management and on-call support.

DISCUSSION:

More recently, with the Assistant City Manager leaving the City's employment, the Safety Element update has moved to the Community Development Department. The services provided by CPC continue to be key to completing the project within the required timeframe. The primary tasks outlined in the contract will not change and include the following:

- Assistance with document review, helping with the review of draft work products provided by the project's lead consultant and ensuring that appropriate City departments and staff are engaged in the review process.
- Support for community outreach and engagement, helping to coordinate outreach efforts with key interest groups, summarizing pertinent information from the draft work products, and helping ensure that community input is reflected in the final element. The City team will lead on-site community tasks, with CPC available to help prepare meeting materials and provide facilitation assistance when needed.
- Ongoing project management and on-call support to ensure appropriate coordination between the multi-jurisdiction planning effort and Half Moon Bay's work, as well as coordination between key City staff and decision makers. Bi-weekly project check-ins can be adjusted as needed in response to the project schedule and needs.

CPC's services will be especially valuable as we head into the final phases of the Safety Element update. Coordination with County staff and the County's consultant, review of draft policies, and a series of public hearings and workshops will demand support for which the City would not otherwise have capacity.

ATTACHMENTS:

Resolution

RESOLUTION NO. C-2025-XX

**A RESOLUTION OF THE CITY COUNCIL OF THE CITY OF HALF MOON BAY
AUTHORIZING THE CITY MANAGER TO EXECUTE AN AMENDMENT TO THE PROFESSIONAL
SERVICES AGREEMENT WITH COMMUNITY PLANNING COLLABORATIVE, TO ADD \$30,000 FOR
WORK ON THE SAFETY ELEMENT THAT WILL CONTINUE THROUGH MARCH 2026.**

WHEREAS, the Community Planning Collaborative (CPC) has provided professional planning services to the City of Half Moon Bay for nearly a year for the Safety Element update, pursuant to a professional services agreement in the amount of \$29,000; and

WHEREAS, the current agreement was for hourly services, and the original budget has been depleted, and

WHEREAS, the City has determined that the supplemental services provided by CPC continue to be necessary to complete the Safety Element update; and

WHEREAS, CPC provided a scope of work, budget, and an hourly rate schedule for a new agreement not to exceed \$30,000 for the needed services; and

WHEREAS, adequate funds are available in the City’s proposed FY 2025-26 budget for these services.

NOW, THEREFORE, BE IT RESOLVED THAT the City Council of the City of Half Moon Bay hereby authorizes the City Manager to execute an amendment to the Professional Services Agreement with CPC to assist the Community Development Department with the Safety Element update through March 30, 2026, at a cost not to exceed \$30,000.

I, the undersigned, hereby certify that the foregoing Resolution was duly passed and adopted on the 17th day of June 2025, by the City Council of Half Moon Bay by the following vote:

AYES, Councilmembers:

NOES, Councilmembers:

ABSENT, Councilmembers:

ABSTAIN, Councilmembers:

ATTEST:

APPROVED:

Maggie Rodriguez, Assistant City Clerk

Robert Brownstone, Mayor

BUSINESS OF THE COUNCIL OF THE CITY OF HALF MOON BAY

AGENDA REPORT

For meeting of: **June 17, 2025**

TO: Honorable Mayor and City Council

VIA: Matthew Chidester, City Manager

FROM: Maz Bozorginia, Public Works Director/City Engineer
Todd Seeley, Public Works Superintendent

TITLE: **ANNUAL RENEWAL OF PUBLIC WORKS CONTRACTS**

RECOMMENDATION:

Adopt resolutions authorizing the City Manager to execute professional service agreements with:

1. American Debris Box to provide portable toilet services Citywide in the amount of \$90,000;
2. Loral Landscaping for median maintenance in the amount of \$52,493; and
3. West Coast Arborists (WCA) for tree trimming and tree removal services in the amount of \$150,000.

FISCAL IMPACT:

These contracts and amounts are included in the Recommended Public Works Operating Budget for FY 2025-26.

STRATEGIC ELEMENT:

This recommendation supports the *Infrastructure and Environment* and *Fiscal Sustainability* Elements of the Strategic Plan.

BACKGROUND:

The Public Works Department was established in FY 2017-18 through reorganization of the former Community Development Department and merger of the Public Works-Facilities Maintenance Division from the City Manager’s Office. While the City Council has provided resources to hire in-house staff, the workload exceeds what can be handled by current staffing levels. Some Department duties require specialized skills and/or equipment, and completion of these duties is reliant upon a combination of qualified in-house staff and consultant/contractor support.

All three of the vendors below were originally selected following competitive bidding processes. The proximity of these companies to the Coast and their ability to provide the highest levels of customer service and response times continue to meet the City's needs. Staff monitors pricing and services from other vendors and may consider re-bidding these services in the future.

DISCUSSION:

The mission of the Public Works Department is to promote safety, livability, and sustainability through effective management of streets, parks, facilities, and utilities. The department is responsible for the maintenance, replacement, and enhancement of City infrastructure as well as the development and implementation of the City's Five-Year Capital Improvement Program (CIP). To accomplish these goals, the Department relies heavily on outside consultants and contractors with special skills or services. Below are additional details of the eight contracts staff seeks authorization for execution.

American Debris Box

The City provides several portable toilets throughout the City at Kelly Avenue, the Ocean Colony Trailhead, Poplar Beach, and Smith Field to supplement existing permanent facilities and to address locations which do not have permanent facilities. These units are necessary for residents and visitors alike. American Debris Box was chosen to provide portable toilet services following an RFP process in 2017.

The current requested budget for the contract is \$90,000 to be funded through the Public Works Maintenance budget. This reflects the costs of maintaining the City's current level of service and accounts for the likely increase in service needed to respond to increased beach traffic throughout the City, increased fuel costs, and additional services as needed. Executing the recommended contract will keep the current services in place while increasing both the number of units during the busy summer months as well as frequency of cleaning of the portable toilets.

Loral Landscaping

The City first contracted with Loral Landscaping in 2019 to maintain the City's medians located along Highway 1 and Highway 92. New medians were added in FY 2022-23 as a result of the Highway 1 South project.

The requested budget for the contract is \$52,493 and will be funded through the Public Works Maintenance budget. This is a 1.8% increase over last year's contract and is in line with the consumer price index (CPI). The scope includes weed removal and general cleaning of all Highway 1 and 92 medians.

West Coast Arborists

One of Public Works' operational responsibilities includes monitoring and maintaining the trees throughout the City. The City circulated an RFP for tree services in 2017, and West Coast Arborists (WCA) was selected as the contractor for these services. WCA has provided an in-

depth tree inventory database for City staff as part of their initial contract which is still in use, and WCA has provided excellent service and response time to the community. WCA regularly updates the City tree inventory in conjunction with trimming or tree removal. Staff is recommending executing an annual contract with West Coast Arborists to provide on-call services include tree trimming, tree removal, and tree assessments. This is considered an essential service and must be provided every year.

The requested budget for the contract is \$150,000 and will be funded through the Public Works Maintenance budget.

ATTACHMENTS:

- 1) Resolution for American Debris Box
- 2) Resolution for Loral Landscaping
- 3) Resolution for West Coast Arborists (WCA)

RESOLUTION NO. C-2025-___

**A RESOLUTION OF THE CITY COUNCIL OF THE CITY OF HALF MOON BAY
AUTHORIZING THE CITY MANAGER TO EXECUTE A PROFESSIONAL SERVICES AGREEMENT
WITH AMERICAN DEBRIS BOX TO PROVIDE PORTABLE TOILET SERVICES IN THE AMOUNT OF
\$90,000**

WHEREAS, the City of Half Moon Bay Public Works provides several portable toilets in areas throughout the City at Kelly Avenue, Trailhead, Poplar Beach, and Smith Field; and

WHEREAS, the City circulated a request for proposals for sanitation services for these portable toilets in 2017 and American Debris Box was selected as the contractor for these services; and

WHEREAS, the City, as a tourist destination, portable toilets are an essential part of the City's operations; and

WHEREAS, adequate funds are available in the City's proposed FY 2025-26 budget for these services.

NOW, THEREFORE, BE IT RESOLVED THAT the City Council of the City of Half Moon Bay hereby authorizes the City Manager to execute the Professional Services Agreement with American Debris Box for sanitation services for portable toilets in the amount of \$90,000.

I, the undersigned, hereby certify that the foregoing Resolution was duly passed and adopted on the 17th day of June 2025, by the City Council of Half Moon Bay by the following vote:

AYES, Councilmembers:

NOES, Councilmembers:

ABSENT, Councilmembers:

ABSTAIN, Councilmembers:

ATTEST:

APPROVED:

Maggie Rodriguez, Assistant City Clerk

Robert Brownstone, Mayor

RESOLUTION NO. C-2025-___

**A RESOLUTION OF THE CITY COUNCIL OF THE CITY OF HALF MOON BAY
AUTHORIZING THE CITY MANAGER TO EXECUTE A PROFESSIONAL SERVICES AGREEMENT
WITH LORAL LANDSCAPING FOR MEDIAN MAINTENANCE SERVICES
IN THE AMOUNT OF \$52,493**

WHEREAS, the City of Half Moon Bay Public Works Department provides median maintenance as an ongoing essential service that must be performed annually; and

WHEREAS, the City recently added new median locations as a result of the Highway 1 South construction project; and

WHEREAS, Loral Landscaping has provided an excellent level of service and response time to requests for service; and

WHEREAS, adequate funds are available in the City’s proposed FY 2025-26 budget for these services.

NOW, THEREFORE, BE IT RESOLVED THAT the City Council of the City of Half Moon Bay hereby authorizes the City Manager to execute the Professional Services Agreement with Loral Landscaping for Median Maintenance Services in the amount of \$52,493.

I, the undersigned, hereby certify that the foregoing Resolution was duly passed and adopted on the 17th day of June 2025, by the City Council of Half Moon Bay by the following vote:

AYES, Councilmembers:

NOES, Councilmembers:

ABSENT, Councilmembers:

ABSTAIN, Councilmembers:

ATTEST:

APPROVED:

Maggie Rodriguez, Assistant City Clerk

Robert Brownstone, Mayor

RESOLUTION NO. C-2025-___

**A RESOLUTION OF THE CITY COUNCIL OF THE CITY OF HALF MOON BAY
AUTHORIZING THE CITY MANAGER TO EXECUTE A PROFESSIONAL SERVICES AGREEMENT
WITH WEST COAST ARBORISTS FOR TREE TRIMMING AND TREE REMOVAL SERVICES
IN THE AMOUNT OF \$150,000**

WHEREAS, the City of Half Moon Bay Public Works department provides tree monitoring and maintenance as an essential service that must be performed annually; and

WHEREAS, the City circulated a request for proposals for tree services in 2017, and West Coast Arborists (WCA) was selected as the contractor for these services; and

WHEREAS, WCA has provided an excellent level of service and response time to requests for service; and

WHEREAS, as part of their contract with the City, WCA maintains a proprietary tree management database for Half Moon Bay that has proven to be an invaluable tool; and

WHEREAS, adequate funds are available in the City’s proposed FY 2025-26 budget for these services.

NOW, THEREFORE, BE IT RESOLVED THAT the City Council of the City of Half Moon Bay hereby authorizes the City Manager to execute the Professional Services Agreement with West Coast Arborists for tree trimming and tree removal services in the amount of \$150,000.

I, the undersigned, hereby certify that the foregoing Resolution was duly passed and adopted on the 17th day of June 2025, by the City Council of Half Moon Bay by the following vote:

AYES, Councilmembers:

NOES, Councilmembers:

ABSENT, Councilmembers:

ABSTAIN, Councilmembers:

ATTEST:

APPROVED:

Maggie Rodriguez, Assistant City Clerk

Robert Brownstone, Mayor

BUSINESS OF THE COUNCIL OF THE CITY OF HALF MOON BAY

AGENDA REPORT

For meeting of: **June 17, 2025**

TO: Honorable Mayor and City Council

VIA: Matthew Chidester, City Manager

FROM: Maz Bozorginia, Public Works Director/City Engineer
Todd Seeley, Public Works Superintendent

**TITLE: AMENDMENT NO. 1 TO CONTRACT WITH KARLA’S JANITORIAL, LLC. FOR
JANITORIAL SERVICES**

RECOMMENDATION:

Adopt a resolution authorizing the City Manager to execute Amendment No. 1 to the contract with Karla’s Janitorial, LLC. for City-wide janitorial services in the amount of \$198,404.

FISCAL IMPACT:

The cost for this agreement is included in the Proposed FY 2025-26 budget, which is \$198,404. The contract can be extended annually as part of the following year’s operating budget.

STRATEGIC ELEMENT:

This action supports the *Infrastructure and Environment*, and *Healthy Communities and Public Safety* Elements of the Strategic Plan.

BACKGROUND:

Karla’s Janitorial, LLC. is a San Francisco-based company that specializes in providing janitorial services. Many of their larger accounts are municipalities similar to Half Moon Bay. Following a competitive solicitation via a Request for Proposals (RFP) process in 2024, the City contracted with Karla’s Janitorial, LLC. (Karla’s) to provide janitorial services for City facilities.

The requested budget for the contract is \$198,404 and will be paid out of the Public Works Maintenance Operating budget. This represents a 2% increase in cost over the previous year reflecting increases in the Consumer Price Index (CPI), and the addition of daily cleanings at the newly renovated John L. Carter Park. The scope includes routine maintenance of all the City’s buildings, and daily cleaning of the City’s public restrooms.

DISCUSSION:

Since beginning work with the City on July 1, 2024, Karla’s has been providing a high level of service to Half Moon Bay and its numerous facilities. This was helped by the hiring of two

janitors employed by the previous provider who had a working knowledge of all City facilities covered by this contract. They have on several occasions completed work for the City that was outside of their scope of work and did so for free. This included cleaning of the carpets and external windows at the Half Moon Bay Library.

There are several increases in contract pricing for FY 2025-26, due to an adjustment for CPI and the opening of John L. Carter Park. With two new restroom facilities at Carter Park, additional services beyond the original contract scope are necessary to ensure the new facility stays in good shape for years to come.

ATTACHMENT:

Resolution

RESOLUTION NO. C-2025-_____

**A RESOLUTION OF THE CITY COUNCIL OF THE CITY OF HALF MOON BAY
AUTHORIZING THE CITY MANAGER TO EXECUTE THE FIRST AMENDMENT TO THE
PROFESSIONAL SERVICES AGREEMENT WITH KARLA’S JANITORIAL, LLC. FOR JANITORIAL
MAINTENANCE SERVICES**

WHEREAS, the City approved a professional services agreement with Karla’s Janitorial, LLC. (Karla’s) on July 1, 2024, for janitorial maintenance services after a request for proposals process; and

WHEREAS, the City has been pleased with the high level of service that Karla’s has provided; and

WHEREAS, the City has negotiated with Karla’s Janitorial, LLC., and determined that a 2% increase is warranted due to increased costs due to inflation and a high Consumer Price Index (CPI), as well as daily cleaning of new restrooms at the newly renovated John L. Carter Park; and

WHEREAS, the City believes it is in the City’s best financial and overall interest to amend the Professional Services Agreement allowing Karla’s to conduct all the City’s janitorial work for one year.

NOW, THEREFORE, BE IT RESOLVED THAT the City Council of the City of Half Moon Bay hereby authorizes the City Manager to execute Amendment No. 1 to the professional service agreement with Karla’s Janitorial, LLC. for janitorial services in the amount of \$198,404 for FY 2025-26.

I, the undersigned, hereby certify that the foregoing Resolution was duly passed and adopted on the 17th day of June 2025, by the City Council of Half Moon Bay by the following vote:

AYES, Councilmembers:

NOES, Councilmembers:

ABSENT, Councilmembers:

ATTEST:

APPROVED:

Maggie Rodriguez, Assistant City Clerk

Robert Brownstone, Mayor

BUSINESS OF THE COUNCIL OF THE CITY OF HALF MOON BAY

AGENDA REPORT

For meeting of: **June 17, 2025**

TO: Honorable Mayor and City Council

VIA: Matthew Chidester, City Manager

FROM: Maz Bozorginia, Public Works Director/City Engineer

TITLE: **STONE PINE COVE—BIOLOGICAL MONITORING AMENDMENT NO. 2**

RECOMMENDATION:

Adopt a resolution authorizing the City Manager to execute Amendment No. 2 to the Professional Services Agreement with Sunset Ecological Solutions in the amount of \$16,524, for a total not-to-exceed contract amount of \$76,324, to provide continued biological monitoring during construction activities at the Stone Pine Cove Affordable Housing Project through June 2025.

FISCAL IMPACT:

This amendment is funded by State grant funds dedicated to the Stone Pine Cove Affordable Housing Project and will not impact the City's General Fund. Approximately \$153,000 was previously expended for biological monitoring services under the City's contract with SWCA Environmental Consultants. The City subsequently entered into a contract with Sunset Ecological Solutions for \$29,900, followed by Amendment No. 1 for an additional \$29,900. The proposed Amendment No. 2 for \$16,524 brings the total contract with Sunset to \$76,324, and the cumulative monitoring cost for the project to approximately \$229,324.

STRATEGIC ELEMENT:

This action supports the *Healthy Communities and Public Safety*, and *Inclusive Governance* Elements of the Strategic Plan.

BACKGROUND:

On August 20, 2024, the City Council approved an agreement with SWCA Environmental Consultants to provide biological monitoring services at the Stone Pine Cove project site. The contract was based on the project's proximity to Environmentally Sensitive Habitat Areas (ESHA) and included a scope of services necessary to ensure compliance with the mitigation measures outlined in the Initial Study/Mitigated Negative Declaration (IS/MND), completed earlier that year. Monitoring was required in part due to the presence of California red-legged frogs, a federally listed species.

SWCA provided on-site monitoring and supported environmental compliance efforts during early construction. However, in January 2025, SWCA notified the City that they could no longer provide these services. To ensure continuity of biological monitoring, the City executed an agreement with Sunset Ecological Solutions on January 22, 2025, in the amount of \$29,900 under administrative authority. On April 15, 2025, the City Council approved Amendment No. 1 to the agreement in the amount of \$29,900.

DISCUSSION:

Sunset Ecological Solutions has continued to provide on-site biological monitoring services, including the observation and safe relocation of California red-legged frogs under a valid 10(a)1(A) permit issued by the U.S. Fish and Wildlife Service. Due to the project's proximity to ESHA and Pilarcitos Creek, ongoing oversight remains essential.

Although construction was originally anticipated to be completed earlier, the project has experienced various delays related to materials, labor, and general construction challenges. As a result, the contractor continues to work on site beyond the initially anticipated timeline. To maintain uninterrupted biological compliance coverage through the extended construction period, approximately 24 additional monitoring days are required through the end of June 2025.

Additionally, a recent internal review of expenditures associated with biological monitoring determined that total costs under the original SWCA contract were approximately \$153,000, higher than previously reported. The agreement with Sunset Ecological Solutions, including this proposed amendment, is in addition to that amount and reflects the extended duration and sensitive environmental conditions of the project site.

The proposed Amendment No. 2 authorizes an additional \$16,524 to cover these extended monitoring needs through completion of construction. Continued oversight is critical to maintaining compliance with regulatory permits, protecting sensitive species and habitat areas, and preventing delays or penalties related to environmental obligations.

ATTACHMENTS:

1. Resolution
2. Sunset Ecological Solutions Proposed Amendment No. 2

RESOLUTION NO. C-2025-

A RESOLUTION OF THE CITY COUNCIL OF THE CITY OF HALF MOON BAY AUTHORIZING THE CITY MANAGER TO EXECUTE AMENDMENT NO. 2 TO THE PROFESSIONAL SERVICES AGREEMENT WITH SUNSET ECOLOGICAL SOLUTIONS IN THE AMOUNT OF \$16,524, FOR A TOTAL NOT-TO-EXCEED AMOUNT OF \$76,324, FOR BIOLOGICAL MONITORING AND RELATED SERVICES FOR THE STONE PINE COVE AFFORDABLE HOUSING PROJECT LOCATED AT 830 STONE PINE ROAD

WHEREAS, on January 23, 2023, a horrific shooting incident occurred on two farms located in and adjacent to the City limits; and

WHEREAS, nineteen households were displaced as a result of the incident. These households have and will continue to be temporarily housed pending completion of new affordable housing; and

WHEREAS, soon after the shooting incident, the City and County began discussions on possible locations for permanent affordable farmworker housing to assist the displaced and other farmworker households; and

WHEREAS, on December 4, 2023, a joint application was filed by the County of San Mateo and the City of Half Moon Bay seeking approval of an Emergency Coastal Development Permit (ECDP) for the Stone Pine Cove affordable housing project located on approximately 5 acres of land owned by the City; and

WHEREAS, on December 11, 2023, the Community Development Director issued an Emergency Coastal Development Permit for 47 affordable single-family manufactured homes including one designated for an on-site manager (referred to as Stone Pine Cove); and

WHEREAS, biological monitoring services were originally provided by SWCA Environmental Consultants, whose agreement with the City was approved by the City Council on August 20, 2024; SWCA completed the Initial Study/Mitigated Negative Declaration (IS/MND) and provided monitoring through January 2025; and

WHEREAS, on January 22, 2025, the City entered into a Professional Services Agreement with Sunset Ecological Solutions in the amount of \$29,900 to continue providing required biological monitoring for the Stone Pine Cove project following SWCA's withdrawal; and

WHEREAS, on April 15, 2025, the City council approved Amendment No. 1 to the agreement with Sunset Ecological Solutions for an additional \$29,900 in services; and

WHEREAS, based on the extended construction schedule and ongoing sensitivity of the site and the presence of federally listed species, additional biological monitoring is necessary to comply with State and Federal permit conditions; and

WHEREAS, the proposed Amendment No. 2 to the agreement with Sunset Ecological Solutions adds an additional \$16,524 in services, for a new total not-to-exceed contract amount of \$76,324, with additional monitoring and other services anticipated to continue through June 2025.

NOW, THEREFORE, BE IT RESOLVED that the City Council of the City of Half Moon Bay hereby authorizes the City Manager to execute Amendment No. 2 to the Professional Services Agreement with Sunset Ecological Solutions in the amount of \$16,524, for a total not-to-exceed contract amount of \$76,324, for continued biological monitoring and related services for the Stone Pine Cove Affordable Housing Project.

I, the undersigned, hereby certify that the foregoing Resolution was duly passed and adopted on the 17th day of June 2025, by the City Council of Half Moon Bay by the following vote:

Ayes, Councilmembers: _____

Noes, Councilmembers: _____

Absent, Councilmembers: _____

Abstain, Councilmembers: _____

ATTEST:

APPROVED:

Maggie Rodriguez, Assistant City Clerk

Robert Brownstone, Mayor

CHANGE ORDER #2

BIOLOGICAL MONITORING SERVICES

**STONE PINE COVE FARMWORKER HOUSING PROJECT
HALF MOON BAY, CALIFORNIA**

PREPARED FOR
CITY OF HALF MOON BAY
ATTN: MAZIAR BOZORGINIA
PUBLIC WORKS DIRECTOR / CITY ENGINEER
501 MAIN STREET
HALF MOON BAY, CA 94019
MBOZORGINIA@HMBYCITY.COM
(650) 726-8251

SUNSET PROJECT NUMBER: 2024056.02

MAY 27, 2025

PURPOSE

The City of Half Moon Bay (Client) is responsible for the construction of the Stone Pine Cove Farmworker Housing Project in Half Moon Bay, California. The Client is requesting the services of Sunset Ecological Solutions (Sunset) to continue to provide biological monitoring support for the project on an as needed basis until the final days of the Project, which has been determined to be when all units are ready for move in.

SCOPE OF WORK

Task 1. Daily Biological Pre-Construction Inspections

Sunset Ecological Solutions (Sunset) will conduct daily sweeps of the Stone Pine construction site each day or as determined otherwise. The biological monitor will walk the entire site inspecting for the biological requirements as listed in items D, BIO-1 through BIO-7 on pages 7-14 of Sheets CO2 and CO3 of the Stone Pine Cove Engineering Bid Set dated 2/26/2024 by BKF Engineers or as changes are implemented to those mitigation measures and authorized by the City. The biological monitor will take notes and photos and fill out a daily monitoring log to catalogue the adherence to the requirements. The biological monitor will spend a total of up to 3 hours each day for the monitoring inspection, communications and reporting. Sunset will monitor weekdays when work occurs. Sunset assumes no weekend work will be required, however, if it is, Sunset will work with City to use funds that have not be utilized in Task 2 below.

Sunset assumes that up to 24 days of pre-construction inspections occurring from May 28 through June 30 with an estimated maximum cost of \$9,720.00.

Task 2. Biological Construction Monitoring

Sunset will provide biological construction monitoring services on an as-needed basis. The City has recently approved changes to BIO-2m is as follows:

“During and within 24 hours following a significant rain event (defined as greater than 0.25 inch in a 24-hour period) or when the ground is saturated due to a lesser rain event, either no work should occur or a biological monitor shall be on-site during all project construction activities. Following a significant rain event and the 24-hour drying-out period, a qualified biologist shall conduct a preconstruction survey for California red-legged frog and other sensitive species prior to the restart of any project activities.”

Based on this measure as amended, Sunset will provide an onsite biological monitoring services on days where a significant rain event is predicted and for the following 24-hour drying-out period. The biological monitor will be onsite at 7:30 am, a half hour prior to the start of work at 8:00 am and provide monitoring throughout the day until work is complete and vehicles have left the project site (i.e., 7:30 am). On days and weeks where rain occurs consistently or every other day, Sunset may be required to be on-site daily for many days or weeks when construction occurs.

Additionally, if CRLF is identified on-site, Sunset may need to be present on site until the CRLF leaves the site of its own accord. Sunset will also compose extended notes if CRLF is identified on site.

The biological Monitoring services will include the preconstruction surveys on days where biological monitoring is required such that overlapping work is not required.

Sunset assumes that up to 3 full days of monitoring may be required with an estimated maximum cost of \$4,050.00

Task 3. Communications, Compliance Corrections, and Additional Consultation and Reporting

Tasks 1 and 2 above assume that no deviations from the Conditions of Approval will be observed and no special-status species are observed and the need for contact with the agencies is not required. Tasks 1 and 2 do not provide for follow-up conversations with the city or its agents, nor the construction crews regarding deficiencies, or consultation. If the City requires Sunset to interact with the construction crews to stop work, correct deficiencies, and/or report daily or weekly findings, this task allows for that to occur. This task assumes that the Principal Biologist and Biologist will each spend time as needed to discuss and consult on any deficiencies observed. Additionally, this tasks will be used for regular compliance measures review and management. This tasks also includes summarizing and providing the reports and data from the entirety of Sunset’s time on the project.

Sunset assumes this to be no more that 20 percent of Tasks 1 and 2 combined with an estimated maximum cost of \$2,754.00.

SCHEDULE

Sunset is currently working under the former contract and is anticipated to start work under this change order once the former funds are depleted, which is anticipated to be May 28, 2025. Work will continue until funds are exhausted or the need for these services is no longer required, which is anticipated to be when the Project is complete by June 30, 2025.

ASSUMPTIONS

This scope of work provides for the following assumptions:

- Any previous environmental and biological monitoring reports should be copied and provided to Sunset Ecological Solutions.
- All Project correspondence and permits from the California Coastal Commission, US Fish and Wildlife Service and California Department of Fish and Wildlife and any other environmental regulatory authority will be provided to Sunset.
- Any previous correspondence with the local municipalities or County, or federal or state regulatory or resource agencies that relate to biological monitoring issues will be provided by the client.
- Any biological survey, assessment, or other reconnaissance is dependent on current conditions and current regulations, and the biological data obtained may not be accurate or applicable in subsequent years.
- Sunset Ecological Solutions cannot guarantee that special-status species are not injured during the course of the project.
- Sunset is responsible for observing and reporting deficiencies observed, and not responsible for complying with the measures required to abide by the Conditions of Approval.
- This scope does not include relocating any special-status species. If special-status species are observed on site, Sunset will halt work and notify the City and the appropriate agencies. Sunset can work with the City under addition scope to provide assistance in relocating special-status species if they occur on site and need to be relocated.
- Sunset Ecological Solutions cannot guarantee schedules or costs for actions taken by regulatory and other third-party entities with authority to approve project activities, as these actions are outside of Sunset Ecological Solutions' control.
- Sunset Ecological Solutions will be given the authority to freely communicate verbally, by telephone, electronic mail, or in writing at any time with construction personnel, any other person(s) at the project site, otherwise associated with the project, the USFWS, the CDFW, or their designated agents.
- Sunset Ecological Solutions will have oversight over implementation of all the conservation measures and shall have the authority and responsibility to stop project activities if they determine any of the associated requirements are not being fulfilled.
- Sunset Ecological Solutions will have authorization from the City to contact US Fish and Wildlife Service and/or California Department of Fish and Wildlife as needed.
- Any weekend work will be required scheduled at least 72 hours in advance,

- Cancellation of monitoring within 24 hours will incur a 25% fee for the hours that would have been worked.
- Biological monitoring days are anticipated at a 10-hour construction day.

LIMITATIONS

The opinions provided will be based on best professional judgment of a qualified biologist at the time of the study and with the information available as provided from the Client. Sunset Ecological Solutions is able to make professional judgements and give professional opinions, however the regulatory agencies themselves provide the ultimate determination as to whether jurisdiction applies or whether wetlands or waters exist.

Although Sunset may provide some input on project design to avoid or minimize biological impacts, in no way does Sunset provide architectural or engineering services. All project plans and actions are ultimately the product of decision of the Client, engineers and architects. The responsibility of abiding by the approved plans and permit conditions lies with the Client and their contractor.

Sunset does not have staff with a USFWS Section 10(a) permit for handling special-status species. If CRLF is observed to occur on site Sunset may be required to subconsult with another biologist who holds a USFWS Section 10(a) permit for handling CRLF or SFGS.

ESTIMATED COST

The cost for this Scope of Work is based on an ongoing **Time and Material Basis** with the rates as provided in Attachment B. The estimated cost for all tasks is **\$16,524.00**. Due to the requirements of monitor on rain days and the variable length of work on those days this budget may be utilized sooner or later. Based on a total of 24 days of biological inspections, no weekend days of biological inspections, and 3 full days of onsite monitoring, the budget would be expended by the end of June. This does not include biological monitoring on weekends during/after any rain events.

TERMS AND CONDITIONS

This Scope of Work is subject to Sunset's Standard Terms and Conditions, which are attached hereto and incorporated herein as Exhibit A.

APPROVAL TO PROCEED

To authorize Sunset Ecological Solutions services and to signify their mutual intent to be legally bound by this Scope of Work and Exhibit A, authorized representatives of the parties hereby execute this agreement, effective upon the date when both parties have signed below.

Client

Signature

Date

Printed Name and Title

Organization Name

Phone Number

Street Address

City

State

Zip Code

Sean Avent, Principal

Sunset Ecological Solutions

Signature

Date

Exhibit A - Standard Terms and Conditions

Agreement: Once executed, this Work Authorization ("Agreement") constitutes approval to proceed with the work described herein. Either party may terminate this Agreement at any time upon written notice to the other party. Payment for all work completed prior to termination will be due and payable by Client, and all data and/or reports prepared by Sunset Ecological Solutions up to such time shall be provided to Client. This Agreement constitutes the entire agreement between the parties relating to the work described. If any provision of this Agreement is held to be void, invalid, or otherwise unenforceable, in whole or in part, the other provisions shall remain in full force and effect. No amendment of this Agreement shall be binding unless in writing signed by both parties. No waiver of any one provision of this Agreement shall constitute a waiver of any other provision. Except for permitted successors, assigns, and Sunset Ecological Solutions subsidiaries and affiliates, this Agreement shall not operate for the benefit of any third parties. Neither party may assign this Agreement without the prior written consent of the other. Client and Sunset Ecological Solutions agree that any disputes related to this Agreement shall first be submitted to mediation. This Agreement and any action for claims arising out of it shall be governed by and construed in accordance with the laws of the State of California.

Standard of Care: The standard of care for all professional services performed or furnished by Sunset Ecological Solutions under this Agreement will be consistent with that degree of care and skill ordinarily exercised by members of the same profession currently practicing under similar circumstances in the same locality. No other warranty, express or implied, is made or intended as related to the services provided. All estimates, recommendations, and opinions of Sunset Ecological Solutions will be based upon the information available to Sunset Ecological Solutions at the time. Any such estimates, recommendations, and opinions are not a guarantee or warranty as to a specific outcome or result. Further, Client agrees that Sunset Ecological Solutions is not offering investment advice or services.

Services; Changes: The services to be performed under this Agreement are outlined above. Client understands that laws and regulations are constantly changing, and that the reactions of government agencies and the public cannot be predicted. Sunset Ecological Solutions shall not be liable for any delay that results from any cause beyond its reasonable control, including any force majeure, that may require additional field work, agency consultation, and/or public hearings. In the event of a change to Sunset Ecological Solutions' scope of services, through no fault of Sunset Ecological Solutions, the compensation and timing for services under this Agreement shall be equitably adjusted. Any such change shall be agreed to by both parties in the form of an executed Change Order.

Cost; Payment: The estimated cost for the services to be performed under this Agreement is provided above, and is subject to change based on the specific conditions encountered during the conduct of this work. Costs may be reallocated between tasks, but the total estimated cost will not be exceeded without authorization. Rates are set for the duration of this project. Reimbursable expenses including subcontractor fees, mileage, postage and equipment are charged at cost plus 10%. Sunset Ecological Solutions will invoice Client for its services monthly, based on time and expenses for actual work completed. A service charge of 1.5% per month may be added to account balances over 30 days past due.

Confidentiality: All data, documents, discussions and other information received from and developed for Client in performance of this Agreement are assumed to be confidential and will not be disclosed to any person, except as authorized in writing by Client, or as required by law. Information shall not be deemed confidential if it is or has become generally known without any breach by Sunset Ecological Solutions of this Agreement, or was rightfully acquired by Sunset Ecological Solutions from a third party who was entitled to disclose the information without confidentiality or proprietary restrictions.

Nondiscrimination: Sunset Ecological Solutions and Client shall abide by the requirements of 41 CFR Parts 60 et seq. (which implement Executive Order No. 11246, Equal Employment Opportunity) and any other applicable federal statutes, orders, regulations, and policies. These regulations prohibit discrimination against qualified individuals based on their status as protected veterans or individuals with disabilities, and prohibit discrimination against all individuals based on their race, color, religion, sex, or national origin. Moreover, these regulations require that

covered consultants take affirmative action to employ and advance individuals without regard to race, color, religion, sex, national origin, protected veteran status or disability.

Legal Counsel: Sunset Ecological Solutions may provide guidance related to government regulations; however, Sunset Ecological Solutions will not and does not provide legal advice, and Client is advised to consult with independent legal counsel in order to interpret current laws related to regulatory compliance. Client assumes full responsibility for all of its own actions conducted on project sites that may lead to enforcement actions by the federal or state government, or other quasi-regulatory or administrative agency, including any and all liabilities arising out of such enforcement actions.

Limitation of Liability: In no event, whether as a result of breach of contract, warranty, tort (including negligence and strict liability) or otherwise, shall Sunset Ecological Solutions be liable for any special, consequential, incidental, or punitive damages. Sunset Ecological Solutions' maximum liability to Client for any and all loss or damage arising out of this Agreement shall be limited to the repair, replacement or re-performance of the delivered services if notified within one year of such loss or damage, or if repair, replacement or re-performance is impossible or impractical, then to the lesser of the fees paid to Sunset Ecological Solutions per this Agreement or the insurance proceeds made available to Sunset Ecological Solutions for such liability. Sunset Ecological Solutions shall be entitled to rely upon the information provided by Client, and Client shall be fully responsible for any costs, delays, or penalties that result from any error, inaccuracy, ambiguity, or omission in the information provided by Client to Sunset Ecological Solutions.

Indemnification: Client and Sunset Ecological Solutions each agree to indemnify and hold harmless the other party and its officers, directors, partners, and employees, from all liabilities arising from claims by third parties, including reasonable attorneys' fees and expenses, solely to the extent they are actually caused by the negligence of the indemnifying party arising out of the performance of this Agreement, and subject to any limitations of liability contained in this Agreement.

Insurance: Sunset Ecological Solutions (Sunset) shall have in effect during the entire term of this project workers' compensation and employer liability insurance providing full statutory coverage. In addition, Sunset shall take out and maintain during the term of this project such bodily injury liability and property damage liability insurance as shall protect Sunset and all of its employees/officers/agents while performing work covered by this Agreement from any and all claims for damages for bodily injury, including accidental death, as well as any and all claims for property damage which may arise from Sunset's operations under this Agreement, whether such operations be by Sunset, any subcontractor, anyone directly or indirectly employed by either of them, or by an agent of either of them. Further, Sunset agrees to maintain comprehensive general liability insurance as indicated below and throughout the course of this Agreement. Such insurance shall be combined single limit bodily injury and property damage for each occurrence and shall not be less than the amount(s) specified below:

Comprehensive General Liability \$1,000,000
Motor Vehicle Liability Insurance \$1,000,000
Professional Liability \$1,000,000

The limits of insurance required in this Agreement may be satisfied by a combination of primary and umbrella or excess insurance. Any umbrella or excess insurance shall contain or be endorsed to contain a provision that such coverage shall also apply on a primary and non-contributory basis for the benefit of CPM before its own insurance or self-insurance shall be called upon to protect it as a named insured.

Certificates of insurance, including copies of the Additional Insured endorsement(s), as evidence of the insurance required by this Agreement, shall be furnished by Sunset to CPM before any work hereunder is commenced by Consultant. The certificates of insurance shall provide that there will be no cancellation or reduction of coverage without thirty (30) days prior written notice to CPM.

BUSINESS OF THE COUNCIL OF THE CITY OF HALF MOON BAY

AGENDA REPORT

For meeting of: **June 17, 2025**

TO: Honorable Mayor and City Council

VIA: Matthew Chidester, City Manager

FROM: Julissa Acosta, Management Analyst

TITLE: **AGREEMENT WITH ABUNDANT GRACE FOR THE COASTSIDE CLEAN TEAM PROGRAM**

RECOMMENDATION:

Adopt a resolution authorizing the City Manager to execute a new program services agreement with Abundant Grace for coastal cleanup services in the amount of \$78,160 for FY 2025-26.

FISCAL IMPACT:

The City Manager’s Office Recommended Budget for Fiscal Year 2025-26 includes \$78,160 for the Program, which represents a 2% Cost of Living increase over the previous fiscal year.

STRATEGIC ELEMENT:

This action supports the *Infrastructure and Environment, Healthy Communities and Public Safety, Fiscal Sustainability, and Inclusive Governance* Elements of the Strategic Plan.

BACKGROUND:

In November 2017, the City Council and community identified litter cleanup, primarily at Poplar Beach and along the Coastal Trail, as a critical community need.

On December 5, 2017, City Council reviewed a staff proposal to partner with Abundant Grace Coastside Worker to address coastal clean-up through a one-year pilot program, called the Coastside Clean Team. Subsequently, on February 6, 2018, City Council authorized an agreement with Abundant Grace Coastside Worker for \$59,562. The contract was later amended on June 4, 2019, increasing the total contract amount to \$80,000.

The scope of work included Abundant Grace hiring local workers, often unhoused residents, to empty trash cans, clean and clear the area around the trash cans, remove graffiti, and pick up trash on the beach and trail three times per week on Fridays, Sundays and Mondays.

The Coastside Clean Team has proven to be a valuable partner – enhancing the City’s maintenance efforts while also providing a critical social service. Over time, the pilot program

has created work opportunities and provided stability for dozens of individuals, many of whom are unhoused or low-income.

Recognizing the program's impact, City Council has steadily increased funding:

- \$110,000 in FY 2020-21 and FY 2021-22
- \$115,000 in FY 22-23
- \$125,000 for FY 2023-24

These increases allowed for expanded service days to four days per week, and between seven and eight participants for "off-peak" and "peak" seasons respectively.

In FY 2024-25, seasonal scheduling was revised to reflect workload needs and budget constraints and resulted in a reduced contract of \$76,250 with service three times per week. The overall success and positive response from the community has ensured continued support for this program. The ability to offer work opportunities to a greater number of candidates and expansion of services have led to environmental and social benefits for the community.

DISCUSSION:

Abundant Grace continues to be a beneficial partner to the City. The work provided by the Coastal Clean Team complements, without duplication, the City's Public Works Maintenance team efforts. It focuses on areas heavily used by visitors or those that fall outside routine City maintenance due to staffing and other priorities.

The Clean Team program is one of several programs run by Abundant Grace focused on workforce development activities. Since the program's inception, its impact has steadily grown. In the current fiscal year alone, the Coastal Clean Team has removed a total of 150,469 pounds of garbage and debris. This program has engaged 109 unique unhoused individuals to do this meaningful work and help clean up their community.

Staff recommends authorizing the City Manager to execute an agreement for FY 2025-26 with Abundant Grace for the Coastside Clean Team program in the amount of \$78,160, covering personnel, administration, transportation, and operational expenses, and including a 2% increase for inflation of costs.

ATTACHMENTS:

1. Resolution
2. Scope of Work & Fee Schedule

RESOLUTION NO. C-2025-_____

**A RESOLUTION OF THE CITY COUNCIL OF THE CITY OF HALF MOON BAY
AUTHORIZING THE CITY MANAGER TO EXECUTE A PROFESSIONAL SERVICES AGREEMENT
WITH ABUNDANT GRACE IN THE AMOUNT OF \$78,160 FOR THE COASTAL CLEAN-UP
PROGRAM**

WHEREAS, on February 6, 2018, the City Council authorized staff to execute a professional services agreement with Abundant Grace to provide a one-year coastal clean-up pilot program, called the Coastside Clean Team, for Poplar Beach and the Coastal Trail; and

WHEREAS, due to the success of the pilot program, City Council has progressively increased funding resulting in an expansion of services that include cleanups along the Coastal Trail, Poplar Beach, Seymour Bridge and other priority areas that supplement the Public Works Maintenance work; and

WHEREAS, the Coastal Clean Team has provided meaningful employment opportunities to unhoused and low-income individuals, while delivering vital environmental services to the community; and

WHEREAS, during the current fiscal year, the Coastal Clean Team removed approximately 150,469 pounds of garbage and debris and employed over 109 unique individuals.

NOW, THEREFORE, BE IT RESOLVED THAT the City Council of the City of Half Moon Bay hereby authorizes the City Manager to execute a professional services agreement with Abundant Grace in the amount of \$78,160 for the Coastside Clean Team for FY 2025-26.

I, the undersigned, hereby certify that the foregoing Resolution was duly passed and adopted on the 17th of June 2025, by the City Council of Half Moon Bay by the following vote:

AYES, Councilmembers:

NOES, Councilmembers:

ABSENT, Councilmembers:

ABSTAIN, Councilmembers:

ATTEST:

APPROVED:

Maggie Rodriguez, Assistant City Clerk

Robert Brownstone, Mayor

Exhibit A

Scope of Work

Consultant will provide clean-up support in the following areas:

- 1) **Poplar Beach from Kelly Avenue to Seymour Watercourse**
- 2) **California Coastal Trail from Kelly Avenue to Seymour Bridge**
- 3) Filbert Street from Railroad Avenue to Highway 1
- 4) Myrtle Street from Railroad Avenue to First Street
- 5) Spruce Street from Railroad Avenue to First Street
- 6) First, Second, Third and Railroad Avenues between Filbert and Poplar Street
- 7) Pilarcitos Avenue from Kelly Avenue to Oak Avenue
- 8) Miramontes Beach
- 9) Surfer's Beach
- 10) Limited Special On-Call Projects

Notes: **Bolded** areas are priority clean-up sites.

Clean-up support includes, but is not limited to:

- Cleaning and clearing the areas around the trash cans and dumpsters
- Picking up litter and trash
- Recycling cigarette butts through Terracycle

Clean-ups will take place a maximum of three times per week (3x/week). During the "peak season" (June 1 – October 31) there shall be a maximum of 6 workers per session and during the "off-peak season" (November 1- May 31), there be a maximum of 4 workers per session. Clean-up days must be scheduled in coordination with the City at least 15 working days in advance. Weekly clean-ups shall not exceed the maximum number of days per week as defined above, unless express written consent is provided by the City. Special on-call clean-ups will be scheduled in advance with the City.

Clean-ups may take place on Mondays, Wednesdays and Fridays during both, "peak season" and "off-peak season", with an emphasis on Monday mornings. Clean-ups will not exceed the time it takes to complete the scope of work under the adopted budget of \$78,160 for all services and supplies. Abundant Grace shall not be compensated for work conducted outside the designated days and times unless express written consent is provided by the City (administrative work excluded).

Table 1 below provides a sample clean-up schedule for peak season and for off-peak season.

TABLE 1

Dates	Clean-Up Days	Hours
Peak Season (June-Oct) Up to six workers per session	Mondays Wednesday Friday	11:00am – 2:00pm (3) 9:00am –12:00 noon (3)
Off-Peak Season (Nov-May) Up to four workers per session	Monday Wednesday Friday	10:00am – 1:00pm (3)

Abundant Grace will recruit, train, transport, and pay their team members.

Abundant Grace will provide monthly reports and invoices to the City detailing the number of bags filled each workday, the number of individuals that worked each day, and the total number of hours accrued.

Abundant Grace will also provide comprehensive Quarterly Reports to the City. The Quarterly Report will include, at minimum, the following information:

1. Work Performance
 - a. Total hours worked broken down by job title
 - b. Summary of days worked
 - c. Total amount of garbage removed
 - d. Obstacles faced and recommended solutions

2. Social Services
 - a. Number of individuals participating in the work program
 - b. Number of participants that have transitioned to full-time/part-time employment
 - c. Number of participants that have moved into temporary housing
 - d. Number of participants that have moved into permanent housing
 - e. Number of participants receiving medical care through street medical team
 - f. Number of participants entering sobriety/recovery programs

3. Any other relevant information

Abundant Grace may be requested to present information from the Quarterly report to the City Council.

The scope of services may be amended with written consent of City and Abundant Grace provided total fiscal year costs do not exceed \$78,160

Exhibit B

Fee Schedule

Consultant will provide the community clean-up services for an amount not to exceed \$78,160 in accordance with the fee schedule below:

Personnel Classification	Billing Rate
Worker*	\$60.00/day*
Administration	
Transportation	\$0.70 / mile (up to \$760 for FY25-26)
Supplies and Laundry	\$150 / month
Admin & Overhead	\$2,550/month

*Workers are required to work a minimum of 3-hours to receive daily stipend.

BUSINESS OF THE COUNCIL OF THE CITY OF HALF MOON BAY

AGENDA REPORT

For meeting of: **June 17, 2025**

TO: Honorable Mayor and City Council

VIA: Matthew Chidester, City Manager

FROM: Lisa Rossi, Administrative Services Director
Kenneth Stiles, Finance Manager

TITLE: **FISCAL YEAR 2025-26 RECOMMENDED OPERATING AND CAPITAL BUDGET**

RECOMMENDATION:

Review the Recommended FY 2025-26 Budget document and adopt resolutions to:

1. Establish the GANN Appropriation Limit for FY 2025-26; and
2. Approve the City's Investment Policy; and
3. Adopt the FY 2025-26 Annual Operating and Capital Budget.

FISCAL IMPACT:

The Recommended Fiscal Year 2025-26 General Fund Operating Budget expenditures are \$25,329,607. The FY 2025-26 Other Funds expenditures total \$45,824,204. The total One-Year Capital Improvement Plan (CIP) Budget is \$24 million.

STRATEGIC ELEMENT:

This recommendation supports all Elements of the Strategic Plan.

BACKGROUND:

The City's budget is the result of a thorough, collaborative, and transparent process involving the City Council, City Commissions and Advisory groups, staff, and the community. The annual budget cycle begins each year with the creation of a budget schedule in January and is completed with a public hearing, followed by the City Council's approval of the recommended budget in June.

DISCUSSION:

The City Council was presented with the FY 2025-26 Recommended Budget and One-Year Capital Improvement Plan (CIP) on June 3, 2025. The Council conducted a hearing and provided staff direction to return to the June 17, 2025, Council meeting with a final version of the Recommended Budget for adoption.

The final recommended budget reflects the following minor adjustments from the June 3rd

version:

- A \$10,000 increase in revenues (charges for services); and
- A decrease in expenditures in the City Manager’s Office, specifically within Economic and Community Vitality; and
- An increase in expenditures within the Public Works Department related to sustainability efforts.

Council did not direct staff to make any other changes to the Recommended Budget.

On June 10, 2025, the Planning Commission determined, as required by State statute, that the projects included in the Recommended Capital Budget for FY 2025-26 are consistent with the City’s General Plan.

Fund Balance Structure

Should the Council approve the recommended budget, the City will have a deficit of \$1.5 million going into Fiscal Year 2025-26. This deficit is to be met with the use of unassigned fund balances.

The fund balance structure estimated at June 30, 2025, is shown below:

	FY 2025-26 Recommended Budget
<i>Beginning Fund Balance</i>	\$ 10,304,900
+Revenues	23,858,488
-Operating Expenditures	(24,344,607)
-Capital Expenditures	(985,000)
<i>Surplus / (Deficit)</i>	\$ (1,471,119)
Ending Fund Balance	8,833,781
<i>General Fund Reserve</i>	7,303,382
<i>Economic Uncertainty</i>	1,530,399
<i>Unassigned Fund Balance</i>	\$ -

At the end of FY 2025-26, the City will have a fund balance of \$8.8 million, which will be classified as all reserves, and total 36% of operating expenditures. While the FY 2025-26 budget benefits from one-time revenues and savings, the ongoing structural deficit is estimated at \$3 million and is expected to grow in future years.

CONCLUSION:

The FY 2025-26 Recommended Budget preserves core services and advances priority initiatives. Nonetheless, a substantial structural deficit persists, and the plan is balanced primarily through

one-time revenues and savings. Without new recurring revenue streams or significant cost reductions, the City's fiscal position will grow progressively more challenging in the years ahead. The City continues to make efforts to reduce costs, and will explore an organizational restructure through the utilization of several key vacant positions with a goal to right size the organization and put resources in the most effective and important areas, while also saving money. The City will also explore additional revenue enhancements, as it continues to invest in economic development and tourism to increase revenues from existing taxes and other sources.

ATTACHMENTS:

1. FY 2025-26 Recommended Operating and Capital Budgets (posted [online](#) only)
2. Resolution adopting the FY 2025-26 Annual Operating and Capital Budget
3. Resolution establishing the GANN Appropriation Limit for FY 2025-26
4. Resolution approving the City's Investment Policy (No change for FY 2025-26)

RESOLUTION NO. C-2025-

**A RESOLUTION OF THE CITY COUNCIL OF THE CITY OF HALF MOON BAY
ADOPTING THE FISCAL YEAR 2025-26 ANNUAL OPERATING AND CAPITAL BUDGET**

WHEREAS, the City Council of the City of Half Moon Bay has received and completed its review of the proposed FY 2025-26 Operating and Capital Improvement Program Budgets during the budget hearing held on June 3, 2025, and gave general direction on the recommendations contained therein during a public meeting; and

WHEREAS, the City Council of the City of Half Moon Bay has held a public meeting on June 17, 2025, for consideration of adoption of the proposed FY 2025-26 Operating and Capital Budget; and

WHEREAS, the proposed budget was prepared in accordance with the financial policies of the City; and

WHEREAS, the proposed budget is a balanced expenditure plan that ensures the maintenance of adequate reserves during FY 2025-26; and

WHEREAS, in accordance with Section 65103 of the State Government Code, the City's Planning Commission held a hearing on June 10, 2025, and determined that the Five-Year Capital Improvement Plan is consistent with the City's General Plan; and

WHEREAS, the City of Half Moon Bay now desires to adopt the Fiscal Year 2025-26 Appropriations Limit, Operating, and Capital Improvement Program Budgets.

NOW THEREFORE, the City Council of the City of Half Moon Bay does hereby resolve as follows:

1. The City Council does hereby approve and adopt the City's budget of \$71,153,812 for fiscal year 2025-26 consisting of appropriations, inter-fund transfers and General Fund expenditures of \$25,329,607 is set forth within the Fiscal Year 2025-26 Budget.
2. The City Council does hereby approve and adopt the City's budgeted revenue of \$59,988,457 for Fiscal Year 2025-26; General Fund revenues of \$23,858,488 are set forth within the Fiscal Year 2025-26 Budget.
3. The amount of the Fiscal Year 2025-26 Budget for each account area of the budget may be drawn upon in the form of warrants issued for payment of demands and certified in accordance with the provisions of California Government Code Sections 37208 and 37209.
4. The City Manager is hereby authorized to prepare an administrative budget document which further specifies the accounts for the expenditure of appropriations approved by the City Council and set forth in GANN Appropriation Limit Calculation section. The City Manager shall provide the Council with copies of this budget.

5. A copy of the adopted budget, signed by the Mayor and attested to by the City Clerk, shall be kept on file with the City Clerk of the City of Half Moon Bay, as the official budget of the City of Half Moon Bay for Fiscal Year 2024-25.

I, the undersigned, hereby certify that the foregoing Resolution was duly passed and adopted on the 17th day of June 2025, by the City Council of Half Moon Bay by the following vote:

AYES, Councilmembers:

NOES, Councilmembers:

ABSENT, Councilmembers:

ABSTAIN, Councilmembers:

ATTEST:

APPROVED:

Maggie Rodriguez, Assistant City Clerk

Robert Brownstone, Mayor

RESOLUTION NO. C-2025-

**A RESOLUTION OF THE CITY COUNCIL OF THE CITY OF HALF MOON BAY, CALIFORNIA,
ESTABLISHING THE APPROPRIATION LIMIT PURSUANT TO CALIFORNIA CONSTITUTION ARTICLE
XIII B, AND SECTION 7900 ET. SEQ OF THE CALIFORNIA GOVERNMENT CODE
FOR FISCAL YEAR 2025-26**

WHEREAS, Article XIII B is an amendment to the California Constitution placing a restriction on the amount of proceeds of tax revenue which can be appropriated by state and local governments during a fiscal year; and

WHEREAS, the total appropriation subject to limitation shall not exceed the appropriation limit of the City of Half Moon Bay for the prior fiscal year, as adjusted for inflationary and population changes; and

WHEREAS, the City Council is required to elect which adjustment factors will be used to calculate the limit: (1) either the annual growth in California per capita personal income or the growth in non-residential assessed valuation due to new construction within the City, and (2) either the population growth in the City of Half Moon Bay or population growth in the County of San Mateo, as provided by the State Department of Finance; and

WHEREAS, the City Council has considered the matter at a regular scheduled City Council meeting.

NOW, THEREFORE, BE IT RESOLVED that the City Council hereby adopts the appropriations limit for the Fiscal Year 2025-26, as calculated in Exhibit A, and hereby determines the amount to be forty-three million, twenty-six thousand, two hundred and sixty dollars (\$43,026,260) for the City of Half Moon Bay, pursuant to Article XIII B of the California Constitution.

The City selected the following adjustment factors for the calculation of this amendment to the appropriations limit for the 2025-26 fiscal year: (1) the population factor of the City of Half Moon Bay; and (2) the Percentage Change in Per Capita Personal Income over prior year, which were provided by the State of California Department of Finance in May 2025.

I, the undersigned, hereby certify that the foregoing Resolution was duly passed and adopted on the 17th day of June 2025, by the City Council of Half Moon Bay by the following vote:

- AYES, Councilmembers:
- NOES, Councilmembers:
- ABSENT, Councilmembers:
- ABSTAIN, Councilmembers:

ATTEST:

Maggie Rodriguez, Assistant City Clerk

APPROVED:

Robert Brownstone, Mayor

RESOLUTION NO. C-2025-

**A RESOLUTION OF THE CITY OF HALF MOON BAY APPROVING THE
CITY OF HALF MOON BAY INVESTMENT POLICY**

WHEREAS, the investment policy is reviewed each year by City Council; and

WHEREAS, the investment policy has been reviewed to ensure any necessary updates have been incorporated; and

WHEREAS, there is no change in the investment policy at this time.

NOW, THEREFORE, BE IT RESOLVED THAT the City Council of the City of Half Moon Bay hereby approves the City of Half Moon Bay's Investment Policy as contained in Exhibit A attached hereto.

I, the undersigned, hereby certify that the forgoing Resolution was duly passed and adopted on the 17^h day of June 2025, by the City Council of Half Moon Bay by the following vote:

AYES, Councilmembers:

NOES, Councilmembers:

ABSENT, Councilmembers:

ABSTAIN, Councilmembers:

ATTEST:

APPROVED:

Maggie Rodriguez, Assistant City Clerk

Robert Brownstone, Mayor

BUSINESS OF THE COUNCIL OF THE CITY OF HALF MOON BAY

AGENDA REPORT

For meeting of: **June 17, 2025**

TO: Honorable Mayor and City Council

VIA: Matthew Chidester, City Manager

TITLE: **CITY COUNCIL PRIORITIES WORKPLAN FOR FY 2025-27**

RECOMMENDATION:

By motion, receive and accept a report on the proposed staff workplan for the City Council Priorities for Fiscal Years 2025-27.

FISCAL IMPACT:

There is no fiscal impact associated with this item. Appropriate funding for first year implementation of the priorities has been included in the Recommended Budget for FY 2025-26.

STRATEGIC ELEMENT:

This update supports all Elements of the Strategic Plan.

BACKGROUND:

The City's Strategic Plan consists of the City Council Strategic Elements, the City Council Priorities, and the Capital Improvement Program. The Strategic Elements are high level objectives, including *Fiscal Sustainability, Healthy Communities and Public Safety, Inclusive Governance, and Infrastructure and Environment*. These elements provide a long-range vision for the City's future and a consistent focus for all the City's services and operations. The Council Priorities are a short list of key focus areas that may change periodically, as major projects and initiatives are completed, or in response to changes in the economy, regulatory environment, or major emergencies. The Capital Improvement Program is a list of planned construction projects that covers a window of five years.

As done in past years, in preparation for the FY 2025-26 budget, the City Council hosted several listening sessions in February and March 2025, which allowed the Council to hear directly from members of the community in an open format. The purpose of the sessions was to gain additional insight into the community's priorities, for consideration by the Council and staff as they identify how resources will be allocated over the next year and beyond.

After the completion of the listening sessions, the City Council held a priority setting workshop on March 11, 2025, for the purpose of identifying priorities for the upcoming fiscal year. The

workshop was attended by Staff and the public, and the Council was provided a summary of the listening sessions, an update on the FY 2024-26 priorities, and an update on the City's Capital Improvement Plan. The Council and Staff discussed core city services, and the City's current financial situation. The Council then took turns sharing their various priorities and directed staff to summarize the discussion and publish this information for public review. All of these documents are linked to this staff report, below.

Unlike prior years, where the Council members provided specific projects as priorities that were then voted on and added to the existing workplan, grouped into existing or new categories, this year the Council members each focused on general areas of priority, with associated projects to help move those priority areas forward. All of this discussion was through the lens of the City's ongoing financial challenges, and a renewed focus on the core services that the City needs to provide to protect and support the quality of life of the entire community.

Feedback and common themes from the March 11 workshop were organized into a high-level draft workplan, which was presented to the council for review and discussion of the Council at a special meeting held on June 3, 2025. Additional community and Council feedback was incorporated into the attached draft priorities workplan for FY 2025-27, which is included as an attachment to this report.

DISCUSSION:

Based on feedback from the Council at the Priority Setting Workshops, and with the desire to simplify and streamline the priorities process to better align with City core services and financial constraints, Staff has prepared the attached FY 2025-27 Council Priorities Workplan, which consolidates and reduces the number of priority areas to four:

- Financial Health, Sustainability, and Transparency
- Economic Development and Vitality
- Community Health and Safety
- Housing Support

Within these four priority areas, a refined list of projects and programs are included that represent a realistic amount of work to be completed or significantly initiated over the next two fiscal years, within existing staffing and financial resources.

If accepted, staff will finalize the workplan, provide regular updates to the Council on the progress of the Priorities, and provide updates to the community on the City's Strategic Plan webpage.

Staffing Recommendation

As described under the Financial Health, Sustainability, and Transparency priority above, Staff will work with Council in the first quarter of the fiscal year to explore an organizational restructure through the utilization of several key vacant positions with a goal to right size

the organization and put resources in the most effective and important areas, while also saving money.

Staff does have one specific proposed change that should address several Council Priorities and community concerns. In order to address the Stormwater and Watershed management priorities, which have urgency related to recent flooding and erosion issues, as well as improve processing times for permits and other engineering services, Staff proposes to transfer the vacant Assistant to the City Manager position from the City Manager's Office to the Department of Public Works Engineering Division, and create a senior level engineer/supervisor/project manager position. The position would immediately begin work on the Stormwater and Watershed management priorities, oversee and direct the work of subordinate engineering staff, and provide high level administrative and management support to the Director of Public Works.

This proposed change would be brought back in more detail, including a position description and salary schedule, for Council approval in the next month or two. Staff will seek council feedback at the meeting on June 17.

ATTACHMENTS/LINKS:

FY 2025-27 Council Priorities Draft Workplan

DRAFT

FY 2025-27 City Council Priorities Workplan

Financial Health, Sustainability, and Transparency

- Eliminate the ongoing structural deficit and plan for ongoing fiscal health:
 - Organizational restructuring focused on core services, programs, and Council Priorities (Q1 2025-26)
 - Develop multi-year structural balancing plan with measures, checkpoints, and mitigations (Q2 2025-26)
 - Continue to explore opportunities for operational cuts and efficiencies (ongoing)
- Explore a Citizen’s financial oversight/advisory committee (Q2 2025-26)
- Review, evaluate, and update recreation facility and program fees (Q3 2025-26)
- Explore additional revenue enhancements including vacant house, parcel, property transfer, and non-resident golf taxes, in preparation for upcoming 2026 elections (Q3 2025-26)

Economic Development and Vitality

- Continue focused tourism support and investment:
 - Collaborate with the Chamber of Commerce, Downtown Association, Hotel Business Improvement District, and San Francisco Peninsula (former County tourism board) to promote overnight visits to Half Moon Bay, especially mid-week and business travel (ongoing)
 - Support the opening of the new Visit California Welcome Center on Main Street (Q1 2025-26)
 - Explore technology and data options to better inform decision making and planning for future efforts (Q2 2025-26)
- Provide improved small business and entrepreneurial access and support:
 - Explore funding and resources to continue the operation of the Opportunity Center of the Coastside (ongoing)
 - Develop how-to guide for new businesses (Q1 2025-26)
 - Review and evaluate business fees that may be stifling new or expanded businesses in Half Moon bay (Q3 2025-26)
 - Update the municipal code and internal procedures to be more business-friendly, including allowing for more home-based and mobile businesses, better coordinated and streamlined permitting, and additional resources (Q3 2025-26)
- Improve beautification of the City including downtown infrastructure, more/better parking, and improved signage:
 - Explore compact parking and street sweeping zones in heritage downtown core (Q1 2025-26)
 - Develop sidewalk furnishings program to better manage outdoor benches, planters, artwork, and signs (Q2 2025-26)
 - Take over management and develop street pole banner program (Q2 2025-26)
 - Explore downtown business improvement district formation (Q3 2025-26)
 - Explore options/locations/feasibility of a downtown parking garage (Q4 2025-26)

DRAFT

- Parks and Recreation improvements and programs expansion:
 - Initiate policies and operations of Carter Park (Q1 2025-26)
 - Continue to explore Joint Use Agreement(s) with Cabrillo Unified School District, including community swimming, pickleball/tennis, team sports (Q2 2025-26)
 - Survey current users and seek to reach those not utilizing programs (Q3 2025-26)
- Transportation, circulation, and mobility improvements (included in Capital Improvement Plan)

Community Health and Safety

- Review options for permitted overnight gate closures on Redondo Beach Road, Wavecrest Road, and Poplar Street (Q1 2025-26)
- Review/update/explore options related to the law enforcement contract with the San Mateo County Sheriff's Office (Q2 FY 2025-26)
- Automated License Plate Reader pilot:
 - Continue installation and implementation (Q1 2025-26)
 - Monitor and evaluate results (ongoing)
 - 1-year update and potential Council workshop (Q4 FY 2025-26)
- Homeless support and encampment resolution:
 - Explore adoption of County encampment ordinance and policies (Q1 2025-26)
 - Explore additional options for support, services, and enforcement (ongoing)
- Advocate for improved/undergrounded power and communications infrastructure:
 - Support public workshops with PG&E regarding power infrastructure and services on the Coast (Q1 2025-26)
 - Participate in and advocate for the Coastside in California Middle-Mile and Last-Mile workgroups (ongoing)
- Support continued pursuit of improved healthcare access on the Coastside:
 - Participate in the Coastside Healthcare Access Advocacy Workgroup (ongoing)
 - Work with partners to establish pilot program offering lab and/or radiology services on the Coast (ongoing)
 - Work with partners to identify opportunities and support urgent care and/or emergency services on the Coast (ongoing)
 - Explore collaborative pilot for a standalone telehealth facility in Half Moon Bay (Q1 2025-26)
- Natural Disaster planning, preparation, mitigation, and response:
 - Continue the Countywide and local Safety Element update (ongoing)
 - In collaboration with local and regional partners, explore and host a workshop on the impacts of new fire hazard maps/insurance (Q1 2025-26)
 - In coordination with Coastside Fire, SMC Emergency Management, and the Sheriff, and in concert with Safety Element and Local Hazard Mitigation Plan updates, participate in Countywide all-hazards and regional evacuation planning (Q1 2025-26)
 - Finalize Emergency Operations Plan update (ongoing)
 - Finalize Emergency Public Information Plan development (ongoing)

DRAFT

- Coordination with Cabrillo Unified School District on evacuation planning and coordination (Q2 2025-26)
- Participate in the multijurisdictional Local Hazard Mitigation Plan update (Q2 2025-26)
- Explore improved tree/fuel management and eucalyptus removal, and seek funding for implementation (Q2 2025-26)
- Stormwater and Watershed management:
 - Explore sources, impacts, and mitigation of drainage from east of Highway 1, overall and related to specific watersheds, including the Pullman and Kehoe Watercourses (Q1 2025-26)
 - Explore, develop, and initiate mitigation solutions for the Pullman and Kehoe Watercourses (in CIP – Q2 2025-26)
 - Explore stormwater mitigation fees, special assessment districts, and other funding sources for flooding and erosion in specific neighborhoods/watersheds and Half Moon Bay as a whole (Q4 2025-26)

Housing Support

- Finalize and Implement Cycle 6 Housing Element:
 - Revise, respond to HCD comments, and resubmit Housing Element to HCD for fifth (and final) review (Q2 FY 2025-26)
 - Housing Element Implementation (Q3 2025-26)
 - Finalize Multifamily Housing Objective Design Standards (Q2 FY 2025-26)
 - AB 1332 ADU Design Standards (Q4 2025-26)
 - Begin Multi-year Update to LCP Implementation Plan/Zoning Code Titles 17, 18, and associated ordinances (Q3 2025-26)
- Evaluate Measure D/Faster ADU processing
 - Evaluate administrative revisions to Measure D - ADU and affordable housing application (Q2 FY 2025-26)
- Renter Protections ordinances and programs:
 - Year two of rent registry and rent stabilization programs
 - Continue implementation (Q1 2025-26)
 - Analyze and evaluate data, impacts, and costs of ongoing programs (Q2 2025-26)
 - Explore alternative methods to support renters (Q3 2025-26)
 - Relocation Ordinance exploration (Q2 2025-26)
- Explore creative/faster housing options, including homeshares, boarding houses, shelter, tenants in common, etc. (Q3 2025-26)
- Explore/support housing for all income levels and middle-class workers, including integrated affordable housing (ongoing)

BUSINESS OF THE COUNCIL OF THE CITY OF HALF MOON BAY

AGENDA REPORT

For meeting of: **June 17, 2025**

TO: Honorable Mayor and City Council

VIA: Matthew Chidester, City Manager

FROM: Maz Bozorginia, Public Works Director/City Engineer
Dale Leda, Associate Engineer

TITLE: HALF MOON BAY BICYCLE / PEDESTRIAN ADVISORY COMMITTEE BY-LAWS AND APPOINTMENTS

RECOMMENDATION:

Adopt a resolution approving changes to the Half Moon Bay Bicycle / Pedestrian Advisory Committee (BPAC) By-Laws and, by motion, make appointments to the Bicycle/Pedestrian Advisory Committee (BPAC) to fill scheduled vacancies.

FISCAL IMPACT:

There are nominal ongoing General Fund costs and impacts for staffing the Bicycle and Pedestrian Advisory Committee (BPAC). These costs are included in the operating budget of Public Works. The service of a BPAC is a key element in obtaining future grant funding for bicycle and pedestrian improvements.

STRATEGIC ELEMENT:

This action supports each of the strategic elements: *Infrastructure and Environment, Healthy Communities and Public Safety, Fiscal Sustainability, and Inclusive Governance.*

BACKGROUND:

On March 7, 2017, the City Council affirmed the formation of a BPAC and provided direction that the Committee consist of ten members. During the BPAC inception in 2017, the City was considering a five-member committee and then discussed including seven members to insure representation of a full range of community interests. After further feedback and the interest in the Bike and Pedestrian Master Plan, the committee became ten members. The larger BPAC was deemed appropriate for the time as the group was serving as the City's "ad hoc" steering committee for the City's initial Half Moon Bay Bike and Pedestrian Master Plan (Master Plan). Because of the intersection of master planning in the City with unincorporated County, the City Council allowed non-City residents to serve. For much the same reason, the Council included members of the Parks and Recreation and Planning Commission. As originally formed, BPAC consisted of ten (10) representatives.

On September 17, 2019, the Master Plan was adopted by City Council and the original BPAC steering mission was fulfilled. Over the next two years, City staff evaluated the form and function of the BPAC, considering the Master Plan completion, including: the number of representatives, whether they should be City residents, and whether the Planning Commission and Parks and Recreation appointees should be eliminated to reduce redundancy in Commission participation. Staff ultimately recommended that the BPAC should be restructured to include seven (7) representatives and, to be consistent with other Commissions and Committees, all members be residents of Half Moon Bay (with the exception of the Cabrillo Unified School District representative).

On April 6, 2021, the City Council received a report and approved restructuring of the BPAC, directing staff to return with revised By-Laws for formal adoption. Additionally, the Council authorized the City Clerk to publish a “Notice of Vacancies” and solicit “Willing to Serve Forms” based upon the revised BPAC structure.

On June 15, 2021, the City Council received and adopted a resolution approving revised By-Laws and, by motion, appointed all 7 BPAC committee members to a 4-year term, to fill the following community interests:

1. Two (2) walking enthusiasts;
2. One (1) commuter cyclist;
3. One (1) recreational cyclist;
4. One (1) senior representative;
5. One (1) youth representative;
6. One (1) representative of the Cabrillo Unified School District (CUSD) appointed by the District.

DISCUSSION:

The purpose of the proposed actions is two-fold. First, to amend the adopted By-Laws to improve the process of filling vacancies. The current By-Laws include a provision that when a committee member leaves the BPAC prior to completion of their term, the incoming committee member inherits the unexpired portion of their predecessor’s term. Although this functionally reduces the management and tracking of individual term limits of each member, it creates a condition whereas all seven committee members’ terms expire on the same date. This raises the number of new members joining BPAC concurrently and reduces continuity, which in turn encumbers the efficient function of the committee.

To improve the process of filling vacancies, the revised By-Laws modify term limits as follows:

1. The term of the appointment of the Cabrillo Unified School District representative shall be at the discretion of the Cabrillo Unified School District.
2. The term limit for one (1) walking enthusiast, the recreational cyclist, and the youth representative shall each be three (3) years.
3. The term of appointment for all other representatives shall be four (4) years.

Staff considered several alternatives to adjusting term limits and determined that the changes recommended above offer the best balance between the tracking of individual terms and improving vacancy scheduling, acknowledging that it would still result in simultaneous expiration of terms of up to six (6) members every twelve (12) years.

The second purpose is to make appointments for current BPACs vacancies, including acceptance of CUSD's chosen representative. The terms for all seven (7) existing committee members expired on June 15, 2025.

On May 15, 2025, staff published a "Notice of Vacancies" and started to solicit "Willing to Serve Forms" for the reappointment of BPAC members. The City received a total of ten (10) willing to serve forms. Individuals submitting forms are Lauren Miller, James Carniglia, Jim Sullivan, Brandon White, Robert Baird-Williamson, Vic Froelicher, Richard McCluney, Carlene Foldenauer, Kathleen Ferenz, and Katie Murdock. At present, we have not received a "willing to serve" form from a youth representative, so that vacancy will remain open. Staff will publish another "Notice of Vacancy" in the fall for the youth representative vacancy, once the school year commences. The next scheduled BPAC meeting is July 10, 2025.

Copies of the "willing to serve" forms are included as Attachment 2. Some notes on applications received include:

- Carlene Foldenauer is the nominated representative for Cabrillo Unified School District. Her notice of recommendation by the District is included as Attachment 3.
- One applicant, Lauren Miller, does not live in City limits and is ineligible.

This leaves five (5) open vacancies, with eight (8) eligible applicants, including:

- Brandon White, who is an outgoing BPAC member and has served as Committee Chair the last two years.
- James Carniglia is also an outgoing BPAC member and was recently appointed in January 2025.
- The other six applicants include: Vic Froelicher, Robert Baird-Williamson, Richard McCluney, Kathleen Ferenz, Jim Sullivan and Katie Murdock.

See Table 1 below for a matrix of vacancies, their respective terms under the recommended amendment to the by-laws, and the eligible applicants.

Table 1: BPAC Vacancy Matrix

Term	Vacancy	Eligible Applicants
--	CUSD Representative	Carlene Foldenauer
3 Years	Youth Representative	None
3 Years	Walking Enthusiast	Brandon White, James Carniglia, Vic Froelicher, Robert Baird-Williamson, Richard McCluney, Kathleen Ferenz, Jim Sullivan, and Katie Murdock
3 Years	Recreational Cyclist	
4 Years	Walking Enthusiast	
4 Years	Commuter Cyclist	
4 Years	Senior Representative	

Note: Names in **bold** are outgoing BPAC members

ATTACHMENTS:

1. Resolution
2. Willing to Serve Forms
3. CUSD Representative Notice of Recommendation

RESOLUTION NO. C-2025-__

**A RESOLUTION OF THE CITY COUNCIL OF THE CITY OF HALF MOON BAY
APPROVING CHANGES TO THE HALF MOON BAY BICYCLE / PEDESTRIAN ADVISORY
COMMITTEE BY-LAWS**

WHEREAS, on March 7, 2017, the City Council affirmed the formation of a BPAC and provided direction that the Committee consist of 10 members due to the original goal to ensure representation of a full range of community interests to serve as the City’s “ad-hoc” steering committee for the initial Half Moon Bay Bicycle and Pedestrian Master Plan; and

WHEREAS, on September 17, 2019, the City Council adopted the Half Moon Bay Bicycle and Pedestrian Master Plan; and

WHEREAS, on April 6, 2021, the City Council received a report with recommendation to restructure the BPAC to better align with other City Commissions and Committees, and approved restructuring of the BPAC, directing staff to return with revised By-Laws for formal adoption; and

WHEREAS, on June 15, 2021, the City Council received and adopted a resolution approving revised By-Laws and, by motion, appointed all 7 BPAC committee members to a 4-year term; and

WHEREAS, on May 15, 2025, staff published a “Notice of Vacancies” and started to solicit “Willing to Serve Form” for the reappointment of BPAC members; and

WHEREAS, staff has provided a draft revision to the By-Laws, thereby amending term limits with the goal of improving the process of filling future BPAC member vacancies.

NOW, THEREFORE, BE IT RESOLVED THAT the City Council approves the changes to the Half Moon Bay Bicycle/Pedestrian Advisory Committee By-Laws (Exhibit A).

I, the undersigned, hereby certify that the foregoing Resolution was duly passed and adopted on the 17th of June 2025, by the City Council of Half Moon Bay by the following vote:

AYES, Councilmembers:

NOES, Councilmembers:

ABSENT, Councilmembers:

ABSTAIN, Councilmembers:

ATTEST:

APPROVED:

Maggie Rodriguez, Assistant City Clerk

Robert Brownstone, Mayor

City of Half Moon Bay
Bicycle/Pedestrian Advisory Committee Bylaws
(Amended June 17, 2025)

Article I: Name and Authorization

A. Name

1. The name of the Committee shall be known as the Bicycle/Pedestrian Advisory Committee (BPAC), herein after referred to as the "BPAC".

B. Authorization and Term

1. The BPAC exists by the authority of the Half Moon Bay City Council.
2. The Bicycle/Pedestrian Advisory Committee shall continue for as long as the City Council deems necessary or desirable.

Article II: History and Purpose

The Bicycle/Pedestrian Advisory Committee (BPAC) was formed to advise the City Council, Planning Commission, and Parks and Recreation Commission regarding the:

1. Development, maintenance, and implementation of the City's Bicycle/Pedestrian Master Plan (BPMP); and
2. Implementation of the City's General Plan Complete Streets Policy for circulation system improvements and programs to encourage cycling and walking as a means of transportation and recreation.

The Committee also supported updates of the City's General Plan and Local Coastal Program (LCP). Because the City's master planning intersected with unincorporated San Mateo County, the City Council allowed non-City residents and members of the Parks and Recreation and Planning Commissions to serve, resulting in a ten-member BPAC. When the City Council adopted the BPMP in September 2019, BPAC's original mission was fulfilled. The City evaluated the future form and function of the BPAC, leading to a revision of the BPAC bylaws in 2021 to better align with other City Committees and Commissions in its new function to carry out implementation of the BPMP. The Council made further revisions to the BPAC bylaws in 2025 to clarify membership, qualifications, and to ensure staggered terms.

Article III: BPAC Membership

A. Members

1. The BPAC shall be comprised of six (6) members appointed by the City Council plus one member representative of the Cabrillo Unified School District, for a total of seven (7) members.
2. Committee members will be selected based on their qualifications and willingness to serve. Members will be selected without regard to race, creed, national origin, religion, age, gender, marital status, sexual orientation, gender identity, veteran status, or disability.
3. To the greatest extent possible, the Committee will be comprised of an equitable representation of City residents according to the demographic ratio of the City. In consideration of the Americans with Disabilities Act, efforts should be made to include members with disabilities. To the greatest extent possible, members shall be from the following stakeholder interests:
 - a. Two (2) walking enthusiasts;
 - b. One (1) commuter cyclist;
 - c. One (1) recreational cyclist;
 - d. One (1) senior representative;
 - e. One (1) youth representative; and
 - f. One (1) representative of the Cabrillo Unified School District appointed by the District.

B. Eligibility

1. Apart from the Cabrillo Unified School District representative, members of the BPAC must be residents of Half Moon Bay.

C. Term of Appointment and Removal

1. The term of the appointments of the Cabrillo Unified School District representative shall be at the discretion of the Cabrillo Unified School District.
2. The term of the appointments for one (1) walking enthusiast, the recreational cyclist, and the youth representatives shall be three (3) years.
3. The term of the appointment for all other representatives shall be four (4) years.
4. Vacancies shall be filled for the unexpired portion of the term of the member being replaced.
5. Members may be reappointed but will be considered along with other new applicants.
6. Any member of the BPAC may be removed from the BPAC by a majority vote of the City Council at a regularly scheduled City Council meeting.

D. Vacancies

1. A member's position may become vacant when any of the following occur:
 - a. A member is absent from three consecutive meetings or 50 percent of the scheduled meetings in a given calendar year.
 - b. When a member no longer meets the membership requirements.
 - c. When a member's term expires.
 - d. When a member resigns.
2. The Chairperson shall immediately, upon receipt of a resignation or when advised of a vacancy, notify the City Clerk, who will notify the City Council.
3. Should a resignation be submitted to staff, the staff member so notified will immediately inform the Chairperson and the City Clerk.

Article IV: Organization

A. Officers

1. The BPAC shall elect from its members a Chair and Vice Chair.
2. Officers shall be elected for a term of one (1) year at the first meeting held after January 1st of each year.
3. Officers may serve more than one term.
4. The officers shall perform the duties as prescribed by these bylaws.

B. Quorum

1. A majority of the BPAC shall constitute a quorum for purposes of holding a meeting or taking any action.

C. Voting Rights

1. Each member shall be entitled to one (1) vote and shall cast that vote on each item submitted. Proxy votes and absentee ballots shall not be permitted. A Member shall only abstain from a vote when the Member has a valid conflict of interest.

D. Removal of Officer

1. When an officer has been absent or has not performed the duties of that office for three consecutive meetings, the officer may be removed from their position with a majority vote from the Committee at a regularly scheduled meeting. The Committee may then elect a new officer.

Article V: Duties of Officers

A. Duties of the Chairperson

1. To conduct meetings of the BPAC as its chairperson:
 - a. Ensure that consideration of items on the agenda moves without delay.
 - b. Ensure that petitioners, proponents, and opponents are heard but not allowed to disrupt the meeting.
 - c. Ensure that decorum is maintained at the meeting.

- d. In presiding over matters where the public has provided comments and/or raised questions, the Chairperson should:
 - (i) Direct questions or comments requiring a response to staff for a response.
 - (ii) Ensure that staff and members of the public direct their comments to the chair.
 - (iii) If necessary, help keep member questions relevant to the matter being considered by the BPAC.
 - (iv) If necessary, consider calling for a brief recess if orderly conduct of the meeting is disrupted.
 - (v) Announce the decision of the BPAC on all subjects.
 - 2. To ensure that each member of the BPAC is provided with an opportunity to completely express their views on items of business, the Chairperson should:
 - a. See that members ask to be recognized by the Chairperson before speaking.
 - b. Ensure that each member is given the opportunity to fully express his/her views.
 - 3. The Chairperson shall designate the chair of all sub-committees, standing and special.
 - 4. It is the Chairperson's responsibility to ensure compliance with the Bylaws. The City Attorney or his/her designee will address specific questions regarding conflict of interest.
- B. Duties of the Vice-Chair
- 1. In the absence of the Chairperson, the Vice-Chair shall perform the duties of the Chairperson
- C. Duties of the Members
- 1. Arrive on time for all BPAC meetings.
 - 2. Review all meeting materials in preparation for the BPAC meetings.

Article VI: BPAC Operations

- A. The BPAC is an advisory committee and shall have no authority other than as stipulated by the Bylaws and approved by the City Council.
- B. All meetings and members will adhere to the requirements of the Ralph M. Brown Act.
- C. All BPAC decisions must be made at a properly noticed meeting.
- D. No business may be transacted by the BPAC unless a quorum of the members is present (majority of those currently appointed).
- E. Members shall be notified by email and/or by public posting 72-hours in advance of a meeting. All meetings are open to the public.
- F. Meetings
 - 1. The BPAC shall hold meetings as necessary to complete its business. Meetings shall be held in a public setting, on a weeknight, no earlier than 6:00 p.m.
 - 2. Meetings may be cancelled for a lack of a quorum.

3. All BPAC meeting notices and agendas are to be provided to the City Clerk.
- G. Voting
1. A motion, second, and a majority vote of the BPAC shall be required for any formal action of the BPAC.
 2. Any vote of abstention must clearly indicate for the record the basis for the abstention including any conflict of interest.
- H. The Chairperson, with the approval of a majority of the BPAC, may change the order of items on an agenda.
- I. Public Participation
1. Members of the public are encouraged and invited to participate in the meeting process by submitting written comments before the meeting or speaking in person at a meeting.
 2. Individuals who wish to speak should submit a speaker card to the recording secretary at the appropriate time.
 3. Time Limits for public comment:
 - a. Individual Speakers - three minutes is customary; the Chairperson may waive the limit providing it is for all speakers on an agenda item.
 - b. The Chair may, at his/her discretion, limit the amount of time allotted to the speaker(s) when needed.
 4. Members of the public are invited to speak at the podium to ensure all attendees can hear and so the comments can be captured on the recording.
 5. Members of the public are expected to respect other members of the public as well as the BPAC and staff during public meetings by acknowledging and adhering to the rules for public comments and participation. Members of the public may not approach the dais during the meeting at any time for any reason. Disruption of a meeting may be cause for removal by a member of the Sheriff's Department.
 6. It is the intent of these rules to allow everyone to be heard without fear of jeers or cheers that may discourage public participation. For this reason, these rules are taken seriously. Disruptive or unruly behavior may result in removal from the BPAC meeting.
- J. Action Minutes
1. The BPAC shall use Action Minutes (action minutes record the action taken by the BPAC and contain very little, if any, narrative content) to record their proceedings.
 2. Motions and votes are shown in the record.
 3. Media recordings may be used to provide a verbatim record of meetings.
- K. Conflict of Interest
1. The Political Reform Act, implemented, regulated, and enforced by the Fair Political Practices Commission (FPPC), controls financial conflicts of interest.
 2. Recognizing that not all conflicts of interest are financial, and that non-financial interests can also create a disqualifying conflict of interest under the common law, members should immediately consult with the City Attorney at the earliest

opportunity for advice on whether a non-financial interest may constitute a disqualifying conflict of interest.

3. With full consideration of the City Attorney's advice, it is up to each individual member to decide for him/herself whether there is a conflict of interest.
4. A member shall not vote on any matter on which he/she has a conflict of interest.
5. A member shall openly state the reason for his/her conflict of interest.
6. A member who is disqualified by a conflict of interest shall recuse him/herself, explain the basis for the recusal as required by law, step away from the dais, and leave the room during the discussion and deliberation of the item.

L. Committee Member Conduct

1. Members shall:
 - a. Put constituents foremost at all times.
 - b. Treat each other, staff, and members of the public with dignity, courtesy, and respect.
 - c. Encourage and/or ensure that the public treats the BPAC, staff, and members of the public with dignity, courtesy, and respect.
 - d. Be attentive to others, limiting interruptions and distractions.
 - e. Encourage diverse viewpoints in deliberations while being mindful not to prolong discourse or block consensus.
 - f. Agree to respectfully disagree.
 - g. Keep comments clear, concise, and on topic.
 - h. Start and end meetings on time, work from the agenda.
 - i. Present problems in a way that promotes discussion and resolution.
2. Reimbursements
 - a. Members shall not receive reimbursements for any expenses incurred unless such expenses are incurred with the prior written approval of the City Manager.
3. Members are subject to all provisions of City Policies.

M. BPAC - Staff Relations

1. Individual members may make requests of City staff through the City Manager or Department Head for limited research and information without the formal concurrence of a majority of the members' colleagues. Requests that require significant staff time may be referred to the full BPAC and only pursued if supported by motion of a majority of the BPAC and approval by the City Council. The City Manager should be kept aware of all requests.
2. Committee members should direct any questions on staff reports to the City Manager or designee.
3. Clarifications or technical questions will be answered before the meeting whenever possible.

N. Agenda Item Submission

1. The City Council, City Manager or their designee may place matters on the BPAC agenda based on the direction and priorities of the City Council.
2. Member:

- a. During a noticed public meeting, a member may request an item be considered on a future agenda and if seconded and approved by motion, staff will prepare a staff report.
- b. A member may submit a written request to place an item on an agenda. The Committee will place the request on the agenda of the next regular meeting for consideration by the Committee as to whether the item is to be agendized.
3. Members of the Public
 - a. A member of the public may request BPAC action in the following ways:
 - (i) Write a letter to the Committee, or
 - (ii) Speak during the Public Comment period at a Committee meeting.
 - b. Upon agreement of a majority of the Committee, the Committee will determine whether to place on a future agenda an item requested by the public.
4. Capacity
 - a. Proposed agenda items that require significant staff time or budget expenditures require City Council approval before being agendized. Staff will report to the BPAC when a proposed agenda item will require City Council approval before being agendized.

Article VII: Staff Assistance

City of Half Moon Bay staff shall act as a liaison between the BPAC and City Council and will be responsible for setting each meeting agenda.

Article VIII: City Council Review of BPAC

The City Council may review the activities of the BPAC, based on a formal review by the City Manager, to determine if the BPAC should continue its activities.

Article IX: Bylaws and Effective Date

- A. Any recommended changes to the Bylaws by the BPAC will be reviewed by the City Council and, if approved by the City Council, will be filed with the City Clerk's office.
- B. These Bylaws, and any amendments hereto, shall become effective immediately upon adoption by the City Council.
- C. These amended Bylaws have been approved by City Council dated this 17th day of June 2025.

Print

Willing to Serve - Submission #9005

Date Submitted: 1/10/2025

Thank you for your willingness to participate in making Half Moon Bay a better place! This "Willing to Serve" form can be used to apply to serve on one of the City's Commissions or Committees. Please note that information provided on this form is considered public information and may be made available to other applicants, members of the media, or the general public.

Commission or Committee for which you are applying:*

- Planning Commission
- Parks and Recreation Commission
- Main Street Bridge Advisory Committee
- General Plan Advisory Committee
- Bicycle and Pedestrian Advisory Committee
- Architectural Advisory Committee

Name*

James Carniglia

Address*

632 Metzgar st

City*

Half Moon Bay

Zip code*

94019

Phone 1*

4152697892

Phone 2

Email

james@coastsideonbikes.org

Occupation*

Computer Manager

Current employer

Apple

Employer address

1 Infinite Loop

City

Cupertino

Zip code

95014

How long have you lived in Half Moon Bay?*

I was raised in Montara and have lived in proper Half Moon Bay for about 5 years.

Educational background*

Economics and International Relations and Computer Science

Professional experience*

Computer Science and Project Management. I also worked for city government for 5 years, in a technical project management role.

Civic activities and community involvement*

I have served as the cycling advocate for "Coastside on Bikes" for the past 2 years. I was also a member of the Alternative Transportation group on the City of New York (lived on the east coast briefly), participated as bike marshal on various rides in the city of New York (Five Borough bike tour, New York City Century, etc). I also serve as the main bike marshal for the Half Moon Bay Family rides, which happens every first Saturday of the month.

Please include any present or past membership on county or city boards, commissions, committees, community groups, or other organizations

Are you able to attend:*

- Night meetings
- Daytime meetings
- Either night or daytime meetings

Why are you seeking to be appointed to a City commission or committee?*

I love cycling and walking in Half Moon Bay. I feel I can give a great perspective on cycling and walking on the coast, as I take part in many group rides and I am committed on exploring Half Moon Bay car-free.

Have you attended any meetings of the City Council or other Half Moon Bay commissions or committees?*

- Yes
- No

How did you become aware of this opportunity to serve?*

The Unified School District safe routes coordinator made me aware of the opening.

Today's date*

01/10/2025 **RESUBMITTED 05/19/25**

Signature*

- Checking this box constitutes your signature and confirms that the information provided is accurate

Print

Willing to Serve - Submission #9137

Date Submitted: 5/15/2025

Thank you for your willingness to participate in making Half Moon Bay a better place! This "Willing to Serve" form can be used to apply to serve on one of the City's Commissions or Committees. Please note that information provided on this form is considered public information and may be made available to other applicants, members of the media, or the general public.

Commission or Committee for which you are applying:*

- Planning Commission
- Parks and Recreation Commission
- Main Street Bridge Advisory Committee
- General Plan Advisory Committee
- Bicycle and Pedestrian Advisory Committee
- Architectural Advisory Committee

Name*

Kathleen Ferenz

Address*

468 Filbert Street

City*

Half Moon Bay

Zip code*

94019

Phone 1*

6503021676

Phone 2

Email

kferenz@gmail.com

Occupation*

Retired

Current employer

Employer address

City

Half Moon Bay

Zip code

94019

How long have you lived in Half Moon Bay?*

38 years

Educational background*

Masters in education

Professional experience*

Worked as a teacher for 20 years and worked for Apple education for 20 years. I'm currently retired.

Civic activities and community involvement*

school site council at El Granada and HMB High, various committees at Community United Methodist Church
Please include any present or past membership on county or city boards, commissions, committees, community groups, or other organizations

Are you able to attend:*

- Night meetings
- Daytime meetings
- Either night or daytime meetings

Why are you seeking to be appointed to a City commission or committee?*

I am an active bicyclist and walker in HMB. I would like to serve and contribute to this committee as we seek to sustain a safe and welcoming pedestrian and biking environment for children, residents, and visitors.

Have you attended any meetings of the City Council or other Half Moon Bay commissions or committees?*

- Yes
- No

How did you become aware of this opportunity to serve?*

HMB Community E-Newsletter

Today's date*

5/15/2025

Signature*

- Checking this box constitutes your signature and confirms that the information provided is accurate

Print

Willing to Serve - Submission #9138

Date Submitted: 5/15/2025

Thank you for your willingness to participate in making Half Moon Bay a better place! This "Willing to Serve" form can be used to apply to serve on one of the City's Commissions or Committees. Please note that information provided on this form is considered public information and may be made available to other applicants, members of the media, or the general public.

Commission or Committee for which you are applying:*

- Planning Commission
- Parks and Recreation Commission
- Main Street Bridge Advisory Committee
- General Plan Advisory Committee
- Bicycle and Pedestrian Advisory Committee
- Architectural Advisory Committee

Name*

Address*

City*

Zip code*

Phone 1*

Phone 2

Email

ssulljm@gmail.com

Occupation*

semi retired

Current employer

self

Employer address

11 sand dollar ct

City

HALF MOON BAY

Zip code

94019

How long have you lived in Half Moon Bay?*

3 yrs

Educational background*

high school

Professional experience*

self employed for 45 yrs

Civic activities and community involvement*

Served on Pacifica Open Space and Advisory Committee for 10 years, volunteer for California State Parks,GGNRA,San Mateo County Parks. Board member of Coastside Horse Council. Board member of Responsible Organized Mt Pedalers(ROMP).

Please include any present or past membership on county or city boards, commissions, committees, community groups, or other organizations

Are you able to attend:*

- Night meetings
- Daytime meetings
- Either night or daytime meetings

Why are you seeking to be appointed to a City commission or committee?*

Advocate for sensible bicycle-pedestrian pathways in HMB.

Have you attended any meetings of the City Council or other Half Moon Bay commissions or committees?*

- Yes
- No

How did you become aware of this opportunity to serve?*

internet

Today's date*

5/15/2025

Signature*



Checking this box constitutes your signature and confirms that the information provided is accurate

Print

Willing to Serve - Submission #9139

Date Submitted: 5/17/2025

Thank you for your willingness to participate in making Half Moon Bay a better place! This "Willing to Serve" form can be used to apply to serve on one of the City's Commissions or Committees. Please note that information provided on this form is considered public information and may be made available to other applicants, members of the media, or the general public.

Commission or Committee for which you are applying:*

- Planning Commission
- Parks and Recreation Commission
- Main Street Bridge Advisory Committee
- General Plan Advisory Committee
- Bicycle and Pedestrian Advisory Committee
- Architectural Advisory Committee

Name*

Brandon White

Address*

320 Central Ave.

City*

Half Moon Bay

Zip code*

94019

Phone 1*

410-310-7051

Phone 2

Email

B@BrandonCWhite.com

Occupation*

President Wind RiverX

Current employer

Wind River

Employer address

City

Zip code

How long have you lived in Half Moon Bay?*

11 years

Educational background*

* MBA from UNC, Chapel Hill Kenan-Flagler Business School * Masters in Psychology from Washington College (Psi Chi National Honor Society) * BA in Psychology from Washington College (President of the Psi Chi National Honor Society, Honors Thesis, NCAA Sports Writer Scholarship) * Post Graduate work at Stanford University: Certified Expert Tiny Habits Coach – B.J. Fogg, Stanford’s Behavioral Design Lab

Professional experience*

Senior Executive with 25 years leadership experience and proven track record of success across public and private sector growth companies in software, technology services and the Internet. Three exits to date. Deep domain expertise in operations, strategy, security, compliance, finance, team building, leadership, and management. Proven leader having successfully built and led teams that have started, scaled and sold companies. Current President of Wind RiverX. A software company serving the aerospace, defense and government markets.

Civic activities and community involvement*

* BPAC Member 4 years (June 2021 - Present, Chairman 2 years) * Sport Fish Advisory Commission (June 2009 - 2013, Member, Governor Appointed) * Future Enterprisers (2022 – present) – Founder, teaching high school students how to build a business plan and start a business

Please include any present or past membership on county or city boards, commissions, committees, community groups, or other organizations

Are you able to attend:*

- Night meetings
- Daytime meetings
- Either night or daytime meetings

Why are you seeking to be appointed to a City commission or committee?*

Bicycle and pedestrian access and safety in our HMB coastal community is an integral part of our lives and I want to give back to the community to assure we have the best resources for all.

Have you attended any meetings of the City Council or other Half Moon Bay commissions or committees?*

- Yes
- No

How did you become aware of this opportunity to serve?*

Current Member of BPAC

Today's date*

May 17, 2025

Signature*



Checking this box constitutes your signature and confirms that the information provided is accurate

Print

Willing to Serve - Submission #9142

Date Submitted: 5/21/2025

Thank you for your willingness to participate in making Half Moon Bay a better place! This "Willing to Serve" form can be used to apply to serve on one of the City's Commissions or Committees. Please note that information provided on this form is considered public information and may be made available to other applicants, members of the media, or the general public.

Commission or Committee for which you are applying:*

- Planning Commission
- Parks and Recreation Commission
- Main Street Bridge Advisory Committee
- General Plan Advisory Committee
- Bicycle and Pedestrian Advisory Committee
- Architectural Advisory Committee

Name*

vic Froelicher

Address*

2805 champs Elysee

City*

hmb

Zip code*

94029

Phone 1*

6502450956

Phone 2

Email

VICtorf@stanford.edu

Occupation*

physician

Current employer

Employer address

City

Zip code

How long have you lived in Half Moon Bay?*

7years

Educational background*

md

Professional experience*

sports medicine

Civic activities and community involvement*

none

Please include any present or past membership on county or city boards, commissions, committees, community groups, or other organizations

Are you able to attend:*

- Night meetings
- Daytime meetings
- Either night or daytime meetings

Why are you seeking to be appointed to a City commission or committee?*

nonews

Have you attended any meetings of the City Council or other Half Moon Bay commissions or committees?*

- Yes
- No

How did you become aware of this opportunity to serve?*

newspaper

Today's date*

may 21

Signature*



Checking this box constitutes your signature and confirms that the information provided is accurate

Print

Willing to Serve - Submission #9143

Date Submitted: 5/21/2025

Thank you for your willingness to participate in making Half Moon Bay a better place! This "Willing to Serve" form can be used to apply to serve on one of the City's Commissions or Committees. Please note that information provided on this form is considered public information and may be made available to other applicants, members of the media, or the general public.

Commission or Committee for which you are applying:*

- Planning Commission
- Parks and Recreation Commission
- Main Street Bridge Advisory Committee
- General Plan Advisory Committee
- Bicycle and Pedestrian Advisory Committee
- Architectural Advisory Committee

Name*

Robert Baird-Williamson

Address*

Cypress Cove 14 Patrick Way

City*

Half Moon Bay

Zip code*

94019

Phone 1*

6509779695

Phone 2

Email

robaird@yahoo.com

Occupation*

Art Dealer

Current employer

Joshua Simpson Gallery (dba JungleTraders)

Employer address

424 Main Street

City

Half Moon Bay

Zip code

94019

How long have you lived in Half Moon Bay?*

5+

Educational background*

B.A (Hons.) University of Canterbury

Professional experience*

Consultant

Civic activities and community involvement*

None as yet

Please include any present or past membership on county or city boards, commissions, committees, community groups, or other organizations

Are you able to attend:*

- Night meetings
- Daytime meetings
- Either night or daytime meetings

Why are you seeking to be appointed to a City commission or committee?*

Community participation and education

Have you attended any meetings of the City Council or other Half Moon Bay commissions or committees?*

- Yes
- No

How did you become aware of this opportunity to serve?*

Coastside Buzz website

Today's date*

05/21/2025

Signature*



Checking this box constitutes your signature and confirms that the information provided is accurate

Print

CURRENT BPAC MEMBER

Willing to Serve - Submission #9144

CABRILLO UNIFIED SCHOOL DISTRICT REPRESENTATIVE

Date Submitted: 5/22/2025

Thank you for your willingness to participate in making Half Moon Bay a better place! This "Willing to Serve" form can be used to apply to serve on one of the City's Commissions or Committees. Please note that information provided on this form is considered public information and may be made available to other applicants, members of the media, or the general public.

Commission or Committee for which you are applying:*

- Planning Commission
- Parks and Recreation Commission
- Main Street Bridge Advisory Committee
- General Plan Advisory Committee
- Bicycle and Pedestrian Advisory Committee
- Architectural Advisory Committee

Name*

Carlene Foldenauer

Address*

PO Box 3702923 (720 Franklin St.)

City*

Montara

Zip code*

94037

Phone 1*

650-773-8882

Phone 2

Email

foldenauerc@cabrillo.k12.ca.us

Occupation*

Safe Routes to School Coordinator, SMC Coastside

Current employer

Cabrillo Unified School District with funding from San Mateo County Office of Education

Employer address

498 Kelly Ave.

City

Half Moon Bay

Zip code

94019

How long have you lived in Half Moon Bay?*

I have been the SRTS Coordinator for Cabrillo Unified School District since 2012, I do not live in HMB.

Educational background*

Early Childhood Teaching Credential from San Francisco State University

Professional experience*

With over 20 years of experience in education, I have dedicated the past 13 years to leading Safe Routes to School efforts in Cabrillo Unified School District. For the last five years, I have expanded my role to coordinate Safe Routes to School programs across three districts: Cabrillo USD, Pacifica School District, and La Honda-Pescadero USD. In addition, I have served as a long-term contractor with the San Mateo County Office of Education’s Safe Routes to School initiative for more than four years. In this capacity, I support countywide programs including school walk audits and the School Travel Fellowship. This nine-month initiative brings together five cities and their partner schools to implement on-the-ground projects that make walking and biking to school safer and more accessible for students.

Civic activities and community involvement*

Moonridge Reading Stars Program/Volunteer read with children (3 years), Volunteer coastside backpack program (2 years), San Mateo NAACP auction volunteer (5 years), Organize community bike events at low-income communities in HMB/Pacifica

Please include any present or past membership on county or city boards, commissions, committees, community groups, or other organizations

Are you able to attend:*

- Night meetings
- Daytime meetings
- Either night or daytime meetings

Why are you seeking to be appointed to a City commission or committee?*

With over two decades in education and 13 years coordinating Safe Routes to School programs, I am deeply committed to creating safer, more accessible streets for people of all ages and abilities. I've been appointed by the Superintendent of Cabrillo Unified School District for a third term to lead these efforts, and I work closely with schools, families, and the City of Half Moon Bay to align programs with infrastructure improvements. My work has included collaborating on multiple successful grant applications with the City of Half Moon Bay to fund safer crossings, bike routes, and walkable school corridors. Serving on BPAC would allow me to bring a school- and equity-focused perspective to city planning conversations. I believe every child deserves a safe route to school—and that the decisions we make for the most vulnerable road users benefit the entire community. I'm excited to contribute my experience and continue working toward safer, more connected neighborhoods.

Have you attended any meetings of the City Council or other Half Moon Bay commissions or committees?*

- Yes
- No

How did you become aware of this opportunity to serve?*

I have been on the BPAC since it began.

Today's date*

5/22/2025

Signature*

- Checking this box constitutes your signature and confirms that the information provided is accurate

Print

APPLICANT IS INELIGIBLE
NOT A RESIDENT OF
HALF MOON BAY

Willing to Serve - Submission #9145

Date Submitted: 5/23/2025

Thank you for your willingness to participate in making Half Moon Bay a better place! This "Willing to Serve" form can be used to apply to serve on one of the City's Commissions or Committees. Please note that information provided on this form is considered public information and may be made available to other applicants, members of the media, or the general public.

Commission or Committee for which you are applying:*

- Planning Commission
- Parks and Recreation Commission
- Main Street Bridge Advisory Committee
- General Plan Advisory Committee
- Bicycle and Pedestrian Advisory Committee
- Architectural Advisory Committee

Name*

Lauren Miller

Address*

ADDRESS NOT IN CITY LIMITS

530 Miramar Dr.

City*

HALF MOON BAY

Zip code*

94019

Phone 1*

4153090215

Phone 2

**APPLICANT IS INELIGIBLE
NOT A RESIDENT OF
HALF MOON BAY**

Email

lmiller@seacrestschool.org

Occupation*

Head of School

Current employer

Sea Crest School

Employer address

901 Arnold Way

City

Half Moon Bay

Zip code

94019

How long have you lived in Half Moon Bay?*

5 years

Educational background*

Masters

Professional experience*

Educator

Civic activities and community involvement*

Board roles in my former town (Sonoma) Parks, Theatre Company, Sonoma Lacrosse

Please include any present or past membership on county or city boards, commissions, committees, community groups, or other organizations

**APPLICANT IS INELIGIBLE
NOT A RESIDENT OF
HALF MOON BAY**

Are you able to attend:*

- Night meetings
- Daytime meetings
- Either night or daytime meetings

Why are you seeking to be appointed to a City commission or committee?*

As Head of School at Sea Crest and a resident of Miramar, I am deeply invested in ensuring safe and accessible routes for all members of our community, especially our students and families. I regularly bike to town and to work, and I see firsthand the opportunities and challenges that exist for those who travel by foot or bicycle along the Coastside. I'm passionate about creating safer, more connected pathways between neighborhoods and schools. Whether it's a child walking to class, a family biking to the beach, or a commuter navigating our streets on two wheels, everyone deserves to travel safely and confidently. I believe that strong, thoughtful infrastructure and policy are key to supporting these goals, and I would be honored to lend my voice and experience to the important work of the BPAC. This committee's focus on street and trail design, safety, and active transportation aligns with both my professional commitment to youth and education, and my personal values as a daily cyclist and engaged community member. I welcome the opportunity to collaborate on solutions that promote wellness, sustainability, and equity throughout Half Moon Bay.

Have you attended any meetings of the City Council or other Half Moon Bay commissions or committees?*

- Yes
- No

How did you become aware of this opportunity to serve?*

Saw the notice online

Today's date*

5/23/25

Signature*



Checking this box constitutes your signature and confirms that the information provided is accurate

Print

Willing to Serve - Submission #9148

Date Submitted: 5/29/2025

Thank you for your willingness to participate in making Half Moon Bay a better place! This "Willing to Serve" form can be used to apply to serve on one of the City's Commissions or Committees. Please note that information provided on this form is considered public information and may be made available to other applicants, members of the media, or the general public.

Commission or Committee for which you are applying:*

- Planning Commission
- Parks and Recreation Commission
- Main Street Bridge Advisory Committee
- General Plan Advisory Committee
- Bicycle and Pedestrian Advisory Committee
- Architectural Advisory Committee

Name*

Address*

City*

Zip code*

Phone 1*

Phone 2

Email

rimcclun@yahoo.com

Occupation*

retired

Current employer

Employer address

City

Half Moon Bay

Zip code

94019

How long have you lived in Half Moon Bay?*

23 years

Educational background*

BSc in Maritime Geography, MBA in Fin & Env Studies

Professional experience*

35 years management experience in various industries

Civic activities and community involvement*

None

Please include any present or past membership on county or city boards, commissions, committees, community groups, or other organizations

Are you able to attend:*

- Night meetings
- Daytime meetings
- Either night or daytime meetings

Why are you seeking to be appointed to a City commission or committee?*

Personal interest in making HMB and its surrounds a safer place to bike & walk.

Have you attended any meetings of the City Council or other Half Moon Bay commissions or committees?*

- Yes
- No

How did you become aware of this opportunity to serve?*

NET program

Today's date*

5/29/25

Signature*



Checking this box constitutes your signature and confirms that the information provided is accurate

Print

Willing to Serve - Submission #9151

Date Submitted: 6/5/2025

Thank you for your willingness to participate in making Half Moon Bay a better place! This "Willing to Serve" form can be used to apply to serve on one of the City's Commissions or Committees. Please note that information provided on this form is considered public information and may be made available to other applicants, members of the media, or the general public.

Commission or Committee for which you are applying:*

- Planning Commission
- Parks and Recreation Commission
- Main Street Bridge Advisory Committee
- General Plan Advisory Committee
- Bicycle and Pedestrian Advisory Committee
- Architectural Advisory Committee

Name*

katie murdock

Address*

701 Arnold Way 13D

City*

Half Moon Bay

Zip code*

94019

Phone 1*

6502875163

Phone 2

Email

ktgm4@aol.com

Occupation*

retired

Current employer

n/a

Employer address

701 Arnold Way 13D

City

Half Moon Bay

Zip code

94019

How long have you lived in Half Moon Bay?*

53 years

Educational background*

SF State/Oxford

Professional experience*

Educator

Civic activities and community involvement*

Commissioner Disabilities/AAUW/Coastal Rep/past-Friends of the LbrarySpanishwon Hstorical

Please include any present or past membership on county or city boards, commissions, committees, community groups, or other organizations

Are you able to attend:*

- Night meetings
- Daytime meetings
- Either night or daytime meetings

Why are you seeking to be appointed to a City commission or committee?*

A variety of views about rights and privilege's of pedestrian/cyling issue

Have you attended any meetings of the City Council or other Half Moon Bay commissions or committees?*

- Yes
- No

How did you become aware of this opportunity to serve?*

email

Today's date*

06/5/25

Signature*

- Checking this box constitutes your signature and confirms that the information provided is accurate

Dale Leda

From: Carlene Foldenauer <FoldenauerC@cabrillo.k12.ca.us>
Sent: Thursday, June 12, 2025 12:19 PM
To: Dale Leda
Subject: Fwd: CUSD Reperesentative on Bicycle & Pedestrian Advisory Committee? LET ME KNOW

[CAUTION]: This email originated from outside of the organization. Do not click links or open attachments unless you recognize the sender and know the content is safe.

Hi Dale,

Here is the email string regarding CUSD representation on the City of Half Moon Bay's BPAC.

Best,
Carlene

----- Forwarded message -----

From: Rosibel Acosta <AcostaR@cabrillo.k12.ca.us>
Date: Tue, May 20, 2025 at 5:02 PM
Subject: Re: CUSD Reperesentative on Bicycle & Pedestrian Advisory Committee? LET ME KNOW
To: Carlene Foldenauer <FoldenauerC@cabrillo.k12.ca.us>
Cc: Ramon Miramontes <miramontesr@cabrillo.k12.ca.us>, Jennifer Marsh <MarshJ@cabrillo.k12.ca.us>, James Barnes <BarnesJ@cabrillo.k12.ca.us>, Bianca Dibartolo-Forrester <forresterb@cabrillo.k12.ca.us>, Theresa Vallez-Kelly <tvkelly@smcoe.org>

Hi Carlene,

I just spoke with Dr. Miramontes, and he would be honored if you would continue serving as our BPAC representative.

Thank you for your support and dedication!

Best regards,



This email message is intended solely for the use of the recipient(s) named above. It may contain confidential and privileged information. Any unauthorized review, use, disclosure, or distribution is strictly prohibited. If you are not the intended recipient, please notify the sender immediately by replying to this email and deleting all copies of the original message.

On Tue, May 20, 2025 at 7:50 AM Carlene Foldenauer <FoldenauerC@cabrillo.k12.ca.us> wrote:

Dear Superintendent Miramontes,

I have served on the City of Half Moon Bay's Bicycle & Pedestrian Advisory Committee for the past eight years as appointed by the Cabrillo Unified School District.

The next term is approaching, so I wanted to check in with you to see if you would like me to continue in this role.

You may know I have been a temporary CUSD employee (for 12 years :). Over the years, SMCOE SRTS has covered my payroll through grants and now through an MOU with SMCOE. *Theresa Vallez-Kelly, the SMCOE SRTS Coordinator, has told me that my contract will continue in 2025-2026.*

FYI: As the coastside coordinator, I provide Safe Routes to School support for Cabrillo USD, La Honda-Pescadero USD, Pacifica SD, and I also help out with SMCOE initiatives.

If you would like me to continue as the CUSD BPAC representative, I will submit my "Willing to Serve" form. Let me know.


By the way, you can change the person you appoint at any time. Please let me know if you have any questions.

Best,
Carlene Foldenauer
SRTS Coordinator, SMC Coastside
650-773-8882

- Forwarded message -----
From: **Sheri Saisi** <SSaisi@hmbcity.com>
Date: Fri, May 16, 2025 at 1:55 PM
Subject: BPAC Vacancies
To: Sheri Saisi <SSaisi@hmbcity.com>

Hello BPAC Members,

The City has sent out this call for BPAC applicants. All current BPAC members are encouraged to apply.



Apply to Join the Bicycle Pedestrian Advisory Committee – 7 Seats Available!



The City of Half Moon Bay is seeking new members to join the Bicycle/Pedestrian Advisory Committee (BPAC). The BPAC plays an important role in shaping the future of biking and walking in our community by advising the City Council on transportation improvements, trail and street design, and policies that promote active transportation for everyone in our community.

The BPAC currently has seven vacancies, and we are seeking eager and committed candidates to fill each of these roles:

- Two walking enthusiasts
- One recreational bicyclist
- One commuter bicyclist
- One senior representative
- One youth representative
- One representative of the Cabrillo Unified School District (to be appointed by the District)

Interested applicants are encouraged to submit a “Willing to Serve” Form [online](#), or print it and send to:

City of Half Moon Bay
City Clerk’s Office
501 Main Street, Half Moon Bay, CA 94019

Forms may also be submitted via email to mrodriguez@hmbcity.com.

Thank you,



Sheri Saisi

Public Works Administrative Assistant

501 Main Street, Half Moon Bay, CA 94019

(650) 750-2012

www.hmbcity.com

--

Best,
Carlene Foldenauer

SRTS Coordinator, SMC Coastside
650-773-8882

Safe Routes to School: www.smcoe.org/srts

Safe Routes to School Data Dashboard: <https://tinyurl.com/SMCOESRTSDashboard>

This email message is for the sole use of the intended recipient(s). It may contain confidential and privileged information. Any unauthorized review, use, disclosure or distribution is prohibited. If you are not the intended recipient, please alert the sender by reply email and destroy all copies of the original message

This email message is for the sole use of the intended recipient(s). It may contain confidential and privileged information. Any unauthorized review, use, disclosure or distribution is prohibited. If you are not the intended recipient, please alert the sender by reply email and destroy all copies of the original message

--

Best,
Carlene Foldenauer
SRTS Coordinator, SMC Coastside
650-773-8882

Safe Routes to School: www.smcoe.org/srts

Safe Routes to School Data Dashboard: <https://tinyurl.com/SMCOESRTSDashboard>

This email message is for the sole use of the intended recipient(s). It may contain confidential and privileged information. Any unauthorized review, use, disclosure or distribution is prohibited. If you are not the intended recipient, please alert the sender by reply email and destroy all copies of the original message