

CITY OF HIDDEN HILLS

REGULAR CITY COUNCIL MEETING

6165 Spring Valley Road, Hidden Hills, CA 91302
(IN-PERSON AND VIDEO CONFERENCE)

TELECONFERENCE LOCATION

Monday, December 9, 2024

5:30 PM

AGENDA

1. **CALL TO ORDER AND PLEDGE OF ALLEGIANCE**

The Hidden Hills City Council and City staff will be participating in this Adjourned Regular meeting in-person in the Council Chambers and via remote video conferencing (Zoom). If you are an individual with a disability and need a reasonable modification or accommodation pursuant to the Americans with Disabilities Act ("ADA") please contact Deana Gonzalez at least 48 hours before the scheduled meeting, at (818) 888-9281 or staff@hiddenhillscity.org. If you are hearing impaired and would like to watch the meeting on Zoom, once in the meeting room, select the button "live transcript" and then select "show subtitles."

Virtual Webinar Via ZOOM Platform: <https://us06web.zoom.us/j/84663043379>
To Join by Phone: 669.900.6833 or 408.638.0968 and Enter Webinar ID: 846 6304 3379

Written public comments will be accepted by hard copy or email to staff@hiddenhillscity.org prior to the meeting and you must identify the agenda item number, if applicable. Such written comments must be received by the City Clerk no later than 3:00 p.m. on the day of the meeting in order to give Council Members an opportunity to review the correspondence. Written comments by email and hard copy correspondence will be received and filed.

PLEASE NOTE THAT THE CITY COUNCIL MAY ACT ON ANY ITEM LISTED ON THE
AGENDA

2. **ROLL CALL**

Council:

Mayor Eniko Gold
Mayor Pro Tem Larry G. Weber
Council Member Joe Loggia
Council Member Laura McCorkindale
Council Member Adam Wasserman

Staff:

Interim City Manager Gloria Molleda
Interim Associate Attorney Lauren Langer
City Engineer Dirk Lovett
City Clerk Deana Gonzalez
Administrative Analyst Aaron Williams

3. **CITY COUNCIL COMMENTS**

4. **STAFF COMMENTS**

5. **PRESENTATIONS**

5.A Michael Grant, Public Safety and Emergency Services Manager

5.B Los Angeles County Sheriff's Department Report - October

By: Deputy Rick Baldi, Lost Hills Station

[5B - 12-9-24.pdf](#)

5.C Los Angeles County Fire Department Report - October

By: Assistant Fire Chief Drew Smith

[5C - 12-9-24.pdf](#)

6. **CONSENT CALENDAR**

6.A Approval of the Register of Demands for December 9, 2024

It is recommended that the City Council review and approve the Register of Demands for December 9, 2024.

[6A - 12-9-24.pdf](#)

6.B Approval of the Disbursement List for October 2024

It is recommended that the City Council receive and file the Disbursement List for October 2024.

[6B - 12-9-24.pdf](#)

6.C Receive and File the Financial/Treasurer's Report for October 2024

It is recommended that the City Council receive and file the Financial/Treasurer's Report for October 2024.

[6C - 12-9-24.pdf](#)

6.D Receive and File the Investment Statement for October 2024

It is recommended that the City Council receive and file the Investment Statement for October 2024.

[6D - 12-9-24.pdf](#)

6.E Adoption of Ordinance No. 392 entitled: AN ORDINANCE OF THE CITY COUNCIL OF THE CITY OF HIDDEN HILLS AMENDING ARTICLE P, ENTITLED "ACCESSORY DWELLING UNITS," OF TITLE 5 (LAND USE AND DEVELOPMENT) OF THE CITY'S MUNICIPAL CODE TO COMPLY WITH RECENT CHANGES IN STATE LAW, AND FINDING THE ACTION TO BE STATUTORILY EXEMPT FROM CEQA UNDER SECTION 21080.17 OF THE PUBLIC RESOURCES CODE

It Is recommended that the City Council adopt Ordinance No. 392.

[6E - 12-9-24.pdf](#)

- 6.F Hidden Hills Community Association Board of Directors Meeting Minutes for October 15, 2024

It is recommended the City Council receive and review the Hidden Hills Community Association Board of Directors Meeting Minutes dated October 15, 2024

[6F - 12-9-24.pdf](#)

- 6.G Receive and File the City Engineering and Community Development Report

It is recommended that the City Council receive and file the City Engineering and Community Development Report.

[6G - 12-9-24.pdf](#)

- 6.H Receive and File the Las Virgenes Malibu Council of Governments (LVMCOG) Report for November 19, 2024

It is recommended that the City Council receive and file the attached LVMCOG Report for November 19, 2024.

[6H - 12-9-24.pdf](#)

- 6.I Adopt Resolution No. 1037 Rescinding Resolution No. 846 Which Approved and Adopted a Fund Balance Policy

It is recommended that the City Council adopt Resolution No. 1037 rescinding Resolution No. 846 which approved and adopted a fund balance policy.

[6I - 12-9-24.pdf](#)

7. PUBLIC COMMENT

Members of the audience are invited to address the City Council at this time on items that are not on the printed agenda. Public comments are limited to three minutes per speaker. This time allotment may be reduced due to time constraints at the discretion of the City Council. Per California Government Code Section 54954.2, the City Council is prohibited from discussing or taking immediate action on any item not on the agenda unless it can be demonstrated that the item is of an emergency nature, or the need to take action arose subsequent to the posting of the agenda.

8. PUBLIC HEARING

- 8.A Introduction and First Reading of an Ordinance Restricting Enumerated Activities when Red Flag Warnings are Issued

AN ORDINANCE OF THE CITY COUNCIL OF THE CITY OF HIDDEN HILLS ADDING A NEW SECTION 4-3-6 TO TITLE 4, CHAPTER 3 OF THE CITY OF HIDDEN HILLS MUNICIPAL CODE RESTRICTING ENUMERATED ACTIVITIES WHEN RED FLAG WARNINGS ARE ISSUED, AND FINDING THE ACTION TO BE STATUTORILY EXEMPT FROM THE CALIFORNIA ENVIRONMENTAL QUALITY ACT (CEQA) UNDER SECTION 21080.17 OF THE PUBLIC RESOURCES CODE

9. **CERTIFICATION OF 11/5/24 GENERAL MUNICIPAL ELECTION RESULTS &NDASH;
PROPOSED RESOLUTION**

- 9.A A RESOLUTION OF THE CITY COUNCIL OF THE CITY OF HIDDEN HILLS,
CALIFORNIA, RECITING THE FACT OF THE GENERAL MUNICIPAL ELECTION
HELD ON NOVEMBER 5, 2024 DECLARING THE RESULT AND SUCH OTHER
MATTERS AS PROVIDED BY LAW

9 - 12-9-24.pdf

10. **ADMINISTRATION OF OATH OF OFFICE AND PRESENTATION OF CERTIFICATES
OF ELECTION TO CITY COUNCIL MEMBERS ELECT**

- A. Eniko Gold (Incumbent)
- B. Adam Wasserman (Incumbent)
- C. Remarks by City Council Members Elect

11. **REORGANIZATION OF CITY COUNCIL**

- A. Presentations to Outgoing Mayor
- B. Remarks by Outgoing Mayor
- C. Remarks by Other Council Members
- D. Selection of Mayor
- E. Selection of Mayor Pro Tem
- F. Remarks by Incoming Mayor and Mayor Pro Tem

12. **ADJOURNMENT**

Materials related to an item on this agenda submitted to the Council after distribution of the agenda packet are available for public inspection at City Hall located at 6165 Spring Valley Road, Hidden Hills, and on the City's website at www.hiddenhillscity.org.

This agenda was posted on Friday, December 6, 2024.

Deana L. Gonzalez, CMC, City Clerk



Eniko Gold, Mayor
Larry G. Weber, Mayor Pro Tem
Joe Loggia, Council Member
Laura McCorkindale, Council Member
Adam Wasserman, Council Member

TO: Honorable Mayor and City Council

FROM: Gloria Molleda., Interim City Manager

BY: Deana L. Gonzalez, CMC, City Clerk

DATE: December 9, 2024

SUBJECT: RECEIVE AND FILE THE LOS ANGELES COUNTY SHERIFF'S DEPARTMENT REPORT – OCTOBER 2024

BACKGROUND

The City of Hidden Hills contracts with the Los Angeles County Sheriff's Department for law enforcement services, including general law, traffic, parking enforcement, and administration. The Malibu / Lost Hills Sheriff's Station has provided law enforcement services to the City of Hidden Hills since 1984. Within the Lost Hills Station, the Sheriff's Department has specialized units to address specific issues in the communities it serves, including the Juvenile Intervention Team, Malibu Search and Rescue, and Volunteers on Patrol (VOP) (which assists deputies with parking enforcement, traffic control, and disaster response). They also assist residents with vacation checks and home assessments to help prevent break-ins.

DISCUSSION

The City receives monthly activity reports from the Malibu/Lost Hills Sheriff's Station, summarizing crime and arrest statistics, traffic incidents and citations, a Juvenile Intervention Unit (JIT), and noteworthy incidents. The crime and traffic reports include monthly summaries, as well as trend comparisons to the same month in the previous year and comparative year-to-date statistics.

FISCAL IMPACT

There is no fiscal impact to receiving and filing this report.

RECOMMENDATION

It is recommended that the City Council receive and file the attached Los Angeles County Sheriff's Department Report for October, 2024. If the City Council concurs, an appropriate motion would be:

"I move to receive and file the Los Angeles County Sheriff's Department Report for October, 2024."

ATTACHMENTS:

1. Los Angeles County Sheriff's Department Report for October, 2024.
-



OFFICE OF THE SHERIFF

COUNTY OF LOS ANGELES

HALL OF JUSTICE

ROBERT G. LUNA, SHERIFF



Gloria Molleda, City Manager
City of Hidden Hills
6165 Spring Valley Road
Hidden Hills, CA 91302

Dear Ms. Molleda,

Attached are the year-to-date crime statistics for the City of Hidden Hills for October 2024.

I. NOTEWORTHY INCIDENTS

- A residential burglary occurred on Scott Robertson Road, during which jewelry and a safe were taken

II. TRAFFIC

-Please refer to the attached document.

III. TRANSPARENCY REPORT

-Please refer to the attached document.

IV. CRIME STATISTICS

-Please refer to the attached document.

V. ARREST STATISTICS

-Please refer to the attached document.

Sincerely,

ROBERT G. LUNA, SHERIFF

Jennifer L. Seetoo, Captain
Malibu/Lost Hills Station

211 WEST TEMPLE STREET, LOS ANGELES, CALIFORNIA 90012

A Tradition of Service
— Since 1850 —



Los Angeles County
Sheriff's Department

Malibu / Lost Hills Station

City of Hidden Hills
Consolidated Contract City Monthly Traffic Report
October 2024

COLLISION SUMMARY*	This Month	Month Year Prior	Total YTD	Total Prior YTD	Change + / -
Total Collisions - Excluding Private Property	1	0	3	6	-3
Fatal Collisions	0	0	0	0	0
Injury Collisions	0	0	0	0	0
Property Collisions	1	0	3	6	-3
Private Property Collisions	0	0	2	0	+2
DUI Collisions with Injuries	0	0	0	0	0
DUI Collisions with Property Damage	0	0	1	0	+1
Total Pedestrian Collisions	0	0	0	0	0
Pedestrians Killed	0	0	0	0	0
Pedestrians Injured	0	0	0	0	0
Total Hit & Run Collisions	0	0	1	1	0
Hit & Run Fatalities	0	0	0	0	0
Hit & Run Injuries	0	0	0	0	0
Hit & Run Property Only	0	0	1	1	0
CITATION SUMMARY*	This Month	Month Year Prior	Total YTD	Total Prior YTD	Change + / -
Traffic Total	45	40	413	327	+86
Hazardous Violations	10	10	55	253	-198
Non-Hazardous Violations	35	30	351	69	+282
Parking Violations	0	0	7	4	+3
DUI Arrests	0	0	0	1	-1

*Collision Summary and Citation Summary does not reflect all collisions and citations which were not entered into the database.

**L.A. County Sheriff's Department
Lost Hills & Malibu Station**

Traffic Analysis Report

11/12/2024 City of HIDDEN HILLS

Date Range Reported: 10/1/2024 to 10/31/2024

	This Period	Year-to-Date
Total Collisions	1	3
Total Collisions Involving Fatality	0	0
Total Collisions Involving Injury	0	0
Total Collisions Involving Property Damage	1	3
Total Fatalities	0	0
Total Injuries	0	0
Total DUI Collisions	0	0
DUI Collisions Involving Fatality	0	0
DUI Collisions Involving Injury	0	0
DUI Collisions Involving Property Damage	0	0
Total DUI Fatalities	0	0
Total DUI Injuries	0	0
DUI Arrests	0	0
Total Non-DUI Collisions	1	3
Non-DUI Collisions Involving Fatalities	0	0
Non-DUI Collisions Involving Injuries	0	0
Non-DUI Collisions Involving Property Damage	1	3
Total Non-DUI Fatalities	0	0
Total Non-DUI Injuries	0	0
Private Property Collisions	0	2
Total Bicycle Collisions	0	0
Total Pedestrian Collisions	0	0
Total Citations	45	413
Hazardous Citations	45	402
Non-Hazardous Citations	0	11
Seat Belt Citations	0	0
Child Restraint Citations	0	0
Traffic Enforcement Index	0	0
Traffic Collision Index	0	0
DUI Index	0	0
Safety Restraint Index	0	0
Most Frequent Primary Collision Factor	Unsafe Speed	Unsafe Speed
Most Frequently Cited Violation	TOP FOR POSTED STOP SIGN	STOP FOR POSTED STOP SIGN

Footnotes:

Traffic Enforcement Index
Traffic Collision Index
DUI Index
Safety Restraint Index

Haz Citations + DUI Arrests / Fatal & Injury Collisions (20:1)
Non-Injury Collisions / Fatal + Injury Collisions (2.5:1)
DUI Arrests / DUI Fatal + Injury Collisions (10:1)
Seat Belt + Child Restraint Citations / Haz + Non-Haz Citations

**L.A. County Sheriff's Department
Lost Hills & Malibu Station
Monthly Traffic Safety Management Report**

*City of HIDDEN HILLS
Date Range Reported: 10/1/2024 to 10/31/2024*

Total No. of Collisions: 1 Injury: 0 Non-Injury: 1 Fatal: 0 Private Property: 0

Total No. of Citations: 45 Hazardous Cites: 10 Non-Hazardous Cites: 35

Collisions by Reporting Districts

<u>Reporting District</u>	<u>No.</u>	<u>Location</u>
---------------------------	------------	-----------------

2290

1 at Long Valley Rd and Rt 101 Nboff/R

Collision Occurred Most Frequently On:

<u>Street Name</u>	<u>Number of Collisions</u>
Long Valley Rd 1 at Rt 101 Nboff/R	1

Primary Collision Factors:

<u>Violations</u>	<u>Description</u>	<u>Number of Collisions</u>
22350	Unsafe Speed	1

Violations Most Frequently Cited:

<u>Violations</u>	<u>Description</u>	<u>Number of Citations</u>
22450A	Running Stop Sign	26
38300	Off-Highway Vehicle, Disobey Signs	8
23123.5A	Cell Phone Violation	7
22350	Unsafe Speed	2
21460A	Crossing Double Yellow Lines	1
23123A	Cell Phone Violation	1

Collisions Involving Pedestrians: 0

Most Frequent Violations

Collisions Involving Bicyclists: 0

Most Frequent Violations

L.A. County Sheriff's Department
Lost Hills & Malibu Station

Monthly Traffic Collision Report

11/12/2024 City of HIDDEN HILLS

Date Range Reported: 10/1/2024 to 10/31/2024

Collisions

Total Non-Injury Collisions	1
Total Injury and Fatal Collisions	0
Total Collisions (Injury + Non-Injury)	1

DUI Collisions

Number of DUI Collisions with Fatalities	0
Number of DUI Collisions with Injuries	0
Number of DUI Collisions Involving Property Damage	0
Total Number of DUI Collision Deaths	0
Total Number of DUI Collision injuries	0
Total Number of DUI Collisions	0
Total Actual Number of DUI Arrests	0

Non-DUI Collisions

Number of Non-DUI Collisions with Fatalities	0
Number of Non-DUI Collisions with Injuries	0
Number of Non-DUI Collisions Involving Property Damage	1
Total Number of Non-DUI Collision Deaths	0
Total Number of Non-DUI Collision injuries	0

Vehicle/Pedestrian Collisions

Number of Vehicle/Pedestrian Collisions with Fatalities	0
Number of Vehicle/Pedestrian Collisions with Injuries	0
Total Number of Pedestrian Fatalities	0
Total Number of Pedestrian Injuries	0

Vehicle/Bicycle Collisions

Number of Vehicle/Bicycle Collisions with Fatalities	0
Number of Vehicle/Bicycle Collisions with Injuries	0
Total Number of Vehicle/Bicycle Collision Fatalities	0
Total Number of Vehicle/Bicycle Collision Injuries	0

Hit & Run Collisions

Total Number of Hit & Run Fatalities	0
Total Number of Hit & Run Injuries	0
Total Number of PDO Hit & Run Collisions	0

Traffic Citations

Total Number of Radar Citations Issued	2
Total Number of Bicycle Citations Issued	0
Total Number of Pedestrian Citations Issued	0
Total Number of Safety Belt Citations Issued	0
Total Number of Child Restraint Citations Issued	0
Total Number of Financial Responsibility Citations Issued	0
Total Number of Hazardous Citations Issued	45
Total Number of Non-Hazardous Citations Issued	0
Total Number of Citations Issued	45

Parking Citations

Total Number of Parking Citations Issued	0
--	---

Miscellaneous

Child in Passenger Seat or Belts, Number of Fatalities
Child in Passenger Seat or Belts, Number of Injuries
Child Not in Passenger Seat or Belts, Number of Fatalities
Child Not in Passenger Seat or Belts, Number of Injuries
Number of Code 3 or Pursuit Collision Fatalities
Number of Code 3 or Pursuit Collision Injuries
Number of Patrol Vehicle Rear-End Collisions with Amber On

Enforcement Index

Enforcement Index	0
-------------------	---

City of Hidden Hills Sheriff's October 2024 Overview

2024-2025 Cost Summary								
Refer to the signed SH-AD 575 for deployment, current cost and estimated charges.								
Service Compliance Levels								
Fiscal Year to Date	Monthly	YTD		Monthly	YTD		Monthly	YTD
Sworn Minutes Provided	14,431	56,195	Motor Minutes Provided	4,440	20,220	Civilian Minutes Provided	714	2,986
Sworn Minutes Scheduled	13,822	54,840	Motor Minutes Scheduled	4,558	18,086	Civilian Minutes Scheduled	638	2,532
Sworn Compliance Rate	104.40%	102.46%	Motor Compliance Rate	97.40%	111.79%	Civilian Compliance Rate	111.88%	117.9%
Monthly Average Response Times / Arrest & Report Activity								
	Emergent Calls		Priority Calls		Routine Calls			
Response Time (Minutes)	0		10.2		54.3			
Station Avg. Response Time	5.9		14.6		38.2			
County Avg. Response Time	12.0		27.6		71.2			
Number of Calls for Service	0		5		21			
	Arrests				Reports			
Arrest & Reports Totals	1				4			
Non-Revocable Parole Arrest								

Number of Monthly Service Complaints	0
Number of Monthly Personnel Complaints	0
Number of Monthly Commendations	0
Number of Monthly Public Comment Reports	0
Number of Public Contacts (calls & obs.)	(28 & 73) 101
Number of Comment Reports to Contact Ratio	.0
YTD Totals - Public Comment Reports	1
YTD Totals - Public Contacts (calls & obs.)	(79 & 353) 432
YTD Totals - Comment Reports to Contact Ratio	.002

Service Complaints - Based on issues with Department policy and procedures, laws, and not employee conduct

Personnel Complaints - Based on employee conduct

I. CRIME STATISTICS

Part I Crimes	2019		2023		2024		5 YR % CHANGE 2024/2019	1 YR % CHANGE 2024/2023
	YTD REPORTED INCIDENTS	TOTAL REPORTED INCIDENTS 2019	YTD REPORTED INCIDENTS	TOTAL REPORTED INCIDENTS 2023	OCT	YTD REPORTED INCIDENTS		
Homicide	0	0	0	0	0	0	NC	NC
Rape	1	1	0	0	0	0	-100%	NC
Agg. Assault	0	0	1	1	0	2	NC	100.0%
Domestic	0	0	0	0	0	1	NC	NC
Robbery Total	0	0	0	0	0	0	NC	NC
Weapon	0	0	0	0	0	0	NC	NC
Strong-Arm	0	0	0	0	0	0	NC	NC
Burglary Total	10	10	1	1	0	1	-90%	0.0%
Residential	10	10	1	1	0	1	-90%	0.0%
Business	0	0	0	0	0	0	NC	NC
Larceny Theft	7	7	2	2	0	3	-57%	50.0%
Grand Theft (\$950+)	4	4	2	2	0	2	-50%	0.0%
Vehicle Burglary	0	0	0	0	0	0	NC	NC
Unlocked Vehicle	2	2	0	0	0	0	-100%	NC
From Locker	0	0	0	0	0	0	NC	NC
From Boat	0	0	0	0	0	0	NC	NC
From Aircraft	0	0	0	0	0	0	NC	NC
Petty Theft	1	1	0	0	0	1	0%	NC
Grand Theft Auto	1	1	0	0	0	0	-100%	NC
Arson	0	0	0	0	0	0	NC	NC
Total Part I Crimes	19	19	4	4	0	6	-68%	50.0%
Domestic Violence	1	1	1	1	0	1	0%	0.0%
Misdemeanor								
Trespassing	54	60	18	20	3	15	-72%	-16.7%

V. ARREST STATISTICS

LOST HILLS

LOS ANGELES SHERIFF'S DEPARTMENT RPT ID:SDJDP86
STATION/BUREAU ARREST SUMMARY BY CHARGE
OCTOBER 2024 PAGE 12

	ADULT	JUVENILE	TOTAL	CONTRACT CITIES TOTAL	UNINCORP TOTAL
PART I ARRESTS					
HOMICIDE	0	0	0	0	0
RAPE	0	0	0	0	0
ROBBERY	0	0	0	0	0
ASSAULT AGGRAVATED (FELONIOUS)	14	0	14	9	5
BURGLARY	6	0	6	4	2
THEFT	2	0	2	1	1
GRAND THEFT AUTO	4	0	4	4	0
ARSON	0	0	0	0	0
TOTAL PART I ARRESTS	26	0	26	18	8
PART II ARRESTS					
FORGERY	1	0	1	1	0
FRAUD AND NSF CHECKS	0	0	0	0	0
SEX OFFENSES (FEL)	0	0	0	0	0
SEX OFFENSES (MISD)	0	0	0	0	0
ASSAULT NON-AGGRAVATED (MISD)	2	0	2	2	0
WEAPONS LAWS	7	0	7	6	1
OFFENSES AGAINST FAMILY	1	1	2	2	0
NARCOTICS	13	1	14	7	7
LIQUOR LAWS	0	0	0	0	0
DRUNK	4	0	4	4	0
DISORDERLY CONDUCT	1	0	1	1	0
VAGRANCY	0	0	0	0	0
GAMBLING	0	0	0	0	0
DRUNK DRIVING	10	0	10	10	0
VEHICLE/BOATING LAWS	19	0	19	18	1
VANDALISM	3	0	3	2	1
WARRANTS	5	0	5	4	1
RECEIVING STOLEN PROP	0	0	0	0	0
FEDERAL OFFENSES	0	0	0	0	0
FELONIES MISCELLANEOUS	3	0	3	3	0
MISDEMEANORS, MISCELLANEOUS	14	0	14	12	2
TOTAL PART II ARRESTS	83	2	85	72	13
TOTAL NON-CRIMINAL	0	0	0	0	0
GRAND TOTAL	109	2	111	90	21
	FELONY	MISDEMEANOR	MALE	FEMALE	
	TOTAL %	TOTAL %	TOTAL %	TOTAL %	
ARREST SUMMARY	29 26.1	82 73.9	80 72.1	31 27.9	



Eniko Gold, Mayor
Larry G. Weber, Mayor Pro Tem
Joe Loggia, Council Member
Laura McCorkindale, Council Member
Adam Wasserman, Council Member

TO: Honorable Mayor and City Council

FROM: Gloria Molleda, Interim City Manager

BY: Deana L. Gonzalez, CMC, City Clerk

DATE: December 9, 2024

SUBJECT: RECEIVE AND FILE THE LOS ANGELES COUNTY FIRE DEPARTMENT REPORT – OCTOBER, 2024

BACKGROUND

Fire services within the City of Hidden Hills and the unincorporated Los Angeles County areas around Hidden Hills are provided by the County of Los Angeles Fire Department through two local fire stations, Station 68 (Calabasas Road) and Station 125 (Las Virgenes Road).

DISCUSSION

The Los Angeles County Fire Department provides the City with monthly activity reports, including numbers of various services provided by Fire Department personnel, including fire response, medical assistance, hazardous material (HazMat) or hazardous condition response, brush clearance inspections, and more, as well as full information summaries of all fire incidents during the month.

FISCAL IMPACT

There is no fiscal impact to receiving and filing this report.

RECOMMENDATION

It is recommended that the City Council receive and file the attached Los Angeles County Fire Department Report for October, 2024. If the City Council concurs, an appropriate motion would be:

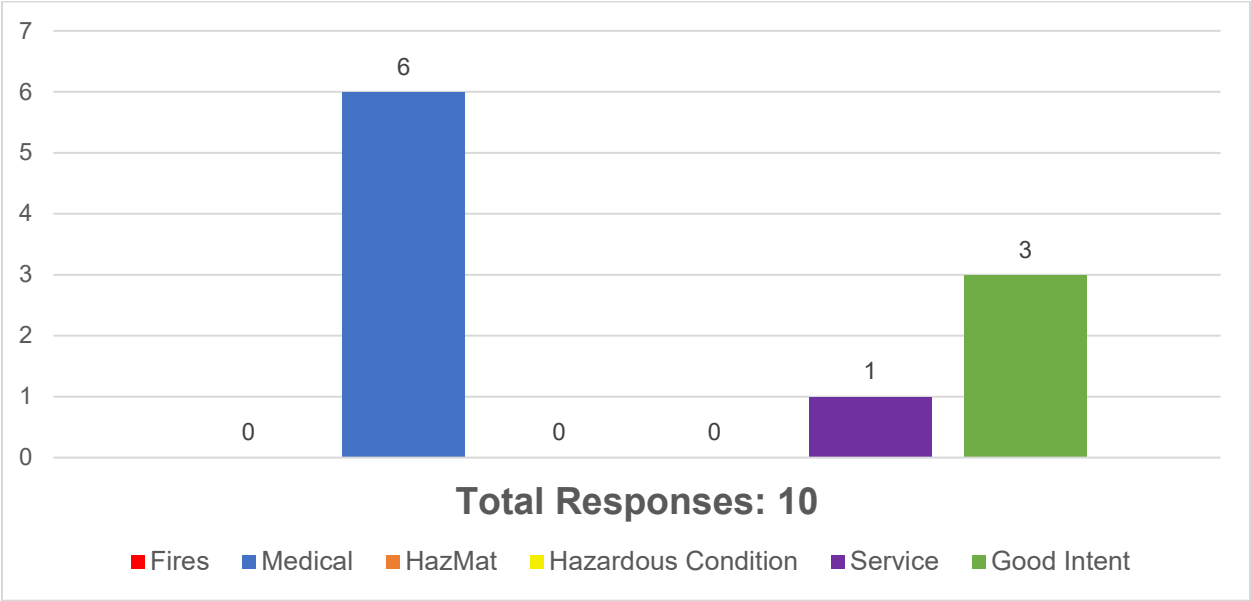
ATTACHMENTS:

1. Los Angeles County Fire Department Report for October, 2024.
-



FIRE ACTIVITY REPORT

City of Hidden Hills | October 2024



NOTEWORTHY INCIDENTS:

DATE	TYPE	ADDRESS	NOTES	LOSS
			TOTAL:	Property: \$0.00 Contents: \$0.00

- 0 Snake related calls in October



*Eniko Gold, Mayor
Larry G. Weber, Mayor Pro Tem
Joe Loggia, Council Member
Laura McCorkindale, Council Member
Adam Wasserman, Council Member*

TO: Honorable Mayor and City Council

FROM: Gloria Molleda, Interim City Manager *G.M.*

BY: Theresa Hernandez, Accountant

DATE: December 9, 2024

SUBJECT: APPROVAL OF THE REGISTER OF DEMANDS FOR DECEMBER 9, 2024

BACKGROUND

Pursuant to Chapter 2-2-1 of the City of Hidden Hills Municipal Code, a register of all claims against the City shall be submitted to the City Council prior to payment. Such register shall have attached thereto the affidavit of the City Manager certifying as to the accuracy of the demands and the availability of funds for payment thereof.

DISCUSSION

A Register of Demands is provided to the City Council describing each payment to be made by the City during a specified period. All items on the attached list are budgeted items; and all items, when aggregated and annualized, are found to be within the budget.

FISCAL IMPACT

Sufficient funds are available to process all payments; no appropriations are necessary at this time.

RECOMMENDATION

Staff recommends that the City Council review and approve the attached Register of Demands for December 9, 2024. If the City Council concurs, an appropriate motion would be:

"I move to approve the Register of Demands for December 9, 2024."

ATTACHMENTS

1. Register of Demands – December 9, 2024
-


12:31 PM
12/05/24

CITY OF HIDDEN HILLS
Register of Demands for Payment
December 9, 2024

Rqt #	Date	Invoice Ref	Name	Description	Amount	Fund
1	12/05/2024	1013871	Best Best & Krieger LLP	legal services - Nov 2024	10,263.00	10 - General Fund
2	12/05/2024	#12	C.S. Legacy Construction, Inc.	Long Valley construction	38,022.12	65-2 - Measure R Highway
3	12/05/2024	68087	Charles Abbott Associates	Engineering - Oct 2024	23,395.25	10 - General Fund
4	12/05/2024	68087	Charles Abbott Associates	Long Valley Project - Oct 2024	4,124.75	65-2 - Measure R Highway
5	12/05/2024	68087	Charles Abbott Associates	NPDES/Environmental - Oct 2024	5,152.90	10 - General Fund
6	12/05/2024	68087	Charles Abbott Associates	Planning - Oct 2024	2,723.20	10 - General Fund
7	12/05/2024	68087	Charles Abbott Associates	Building & Safety - Oct 2024	70,327.50	10 - General Fund
8	12/05/2024	202411052169	City of Agoura Hills	CIMP allocation 24-25	2,590.27	10 - General Fund
9	12/05/2024	1046	California Public Policy Group	legislative services - Nov 2024	2,500.00	10 - General Fund
10	12/05/2024	9721429	HF&H Consultants, LLC	solid waste consulting services	14,971.50	10 - General Fund
11	12/05/2024	9721499	HF&H Consultants, LLC	solid waste consulting services	6,131.50	10 - General Fund
12	12/05/2024	9721659	HF&H Consultants, LLC	solid waste consulting services	26,771.00	10 - General Fund
13	12/05/2024	ANIMAL 10-24	LA County - Animal Control	animal services - Oct 2024	2,021.15	10 - General Fund
14	12/05/2024	251021TZ	LA County - Sheriff's Dept	Police/LET - Oct 2024	31,308.88	10 - General Fund
15	12/05/2024	251021TZ	LA County - Sheriff's Dept	motors - Oct 2024	11,813.64	80 - COPS
16	12/05/2024	25123MR	LA County - Sheriff's Dept	special events - 10/31/24 Halloween	2,112.08	10 - General Fund
17	12/05/2024	65420	R.P. Barricade, Inc.	Long Valley project	192.00	65-2 - Measure R Highway
18	12/06/2024	1444	Rehab Building Company, Inc.	Council Chamber lighting	6,744.00	10 - General Fund
19	12/05/2024	3278	Resolute	legislative services - Nov 2024	2,500.00	10 - General Fund
20	12/05/2024	250778	Richards/Watson/Gershon	legal services - Oct 2024	171.00	10 - General Fund
21	12/06/2024	131401	StudioMA, Inc.	RM/Mureau Road Improvement project	4,600.00	40-2 - Gas Tax - SB1
22	12/05/2024	SW-0298340	State Water Resources Control Board	annual permit fees - FY24-25	7,279.00	10 - General Fund
23	12/05/2024	SW-0297582	State Water Resources Control Board	annual permit fees - FY24-25	565.00	10 - General Fund
24	12/05/2024	00339900	Willdan	water quality services - Oct 2024	9,367.55	10 - General Fund
25	12/05/2024	00629057	Willdan	Long Valley project	2,059.75	65-2 - Measure R Highway
26	12/05/2024	908	Xpress Demolition & Builder	demo Round Meadow gazebo	2,650.00	10 - General Fund
TOTAL					<u>290,357.04</u>	

I hereby certify that all the demands listed above are accurate and that City of Hidden Hills has available funds for the payment thereof.

GLORIA MOLLEDA
Interim City Manager


Signature

12/6/2024
Date

1

Indian Wells
(760) 568-2611
Irvine
(949) 263-2600
Los Angeles
(213) 617-8100
Bend, OR
(541) 382-3011



BBK

BEST BEST & KRIEGER LLP
ATTORNEYS AT LAW

3390 University Avenue, 5th Floor, P.O. Box 1028, Riverside, CA 92502
Phone: (951) 686-1450 | Fax: (951) 686-3083 | www.bbklaw.com
Tax ID # 95-2157337

Ontario
(909) 989-8584
Sacramento
(916) 325-4000
San Diego
(619) 525-1300
Walnut Creek
(925) 977-3300
Washington DC
(202) 785-0600

GLORIA MOLLEDA
CITY OF HIDDEN HILLS
6165 SPRING VALLEY ROAD HIDDEN HILLS, CA 91302
HIDDEN HILLS, CA 91302

November 30, 2024
1013871
MICHAEL JENKINS
Page 1

INVOICE SUMMARY

For Professional Services Rendered Through November 30, 2024:

Matter # 65544.00001

CITY OF HIDDEN HILLS - INTERIM CITY ATTORNEY

Current Fees:	\$	10,263.00
Total Current Billings For This Matter:	\$	10,263.00



GL Acct 5200 Legal Services

Fund Acct Gen Fund Grant

Project/Event

Reviewed by [Signature] Date 12/3/24

Approved by Gloria Mollada

Date 12/3/2024

Invoice Due and Payable Upon Receipt

APPLICATION AND CERTIFICATE FOR PAYMENT

TO: CITY OF HIDDEN HILLS
6165 SPRING VALLEY ROAD
HIDDEN HILLS, CA 91302



INVOICE # 12
INVOICE DATE: 11/08/24
PERIOD FROM: 10/01/24
PERIOD TO: 10/31/2024

Distribution To:
☐ Owner
☐ CM
☐ CONTRACTOR
☐ ENGINEER

FROM: C.S. LEGACY CONSTRUCTION
675 BREA CANYON ROAD STE 8
WALNUT, CA 91789

REVISED

PROJECT NAME: LONG VALLEY ROAD PARKING LOT IMPROVEMENTS PHASE I

CONTRACTOR'S APPLICATION FOR PAYMENT

Application is made for payment, as shown below, in connection with the Contract.
Continuation Sheet, Form 2, is attached.

1. ORIGINAL CONTRACT SUM \$ 1,809,750.86
2. Net Change by Change Orders \$ 66,098.58
3. CONTRACT SUM TO DATE (Line 1 + 2) \$ 1,875,849.44
4. TOTAL COMPLETED & STORED TO DATE \$ 1,873,736.49
(Column G on Form 2)
5. RETAINAGE:
a. 5 % of Completed Work \$ 93,686.82
(Columns D + E on Form 2)
b. 5 % of Stored Material \$ 0.00
(Column F on Form 2)
Total Retainage (Line 5a + 5b or
Total in Column I of Form 2) \$ 93,686.82
6. TOTAL EARNED LESS RETAINAGE \$ 1,780,049.67
STOP NOTICE WITHHOLDING \$
(Line 4 less Line 5 Total)
7. LESS PREVIOUS CERTIFICATES FOR PAYMENT \$ 1,742,027.55
(Line 6 from prior Certificate)
8. CURRENT PAYMENT DUE \$ 38,022.12
9. BALANCE TO FINISH, INCLUDING RETAINAGE
(Line 3 less Line 6) \$ 95,799.77

CHANGE ORDER SUMMARY	ADDITIONS	DEDUCTIONS
CHANGE ORDERS		
TOTAL APPROVED PRIOR MONTH	\$32,130.80	
TOTAL APPROVED THIS MONTH	\$ 33,967.78	
NET CHANGES BY CHANGE ORDER	\$ 66,098.58	

The undersigned Contractor certifies that to the best of the Contractor's knowledge, information and belief the Work covered by this Application for Payment has been completed in accordance with the Contract Documents, that all amounts have been paid by the Contractor for Work for which previous Certificates for Payment were issued and payments received from the Owner, and that current payment shown herein is now due.

CONTRACTOR: C.S. LEGACY CONSTRUCTION

By:

GREGG STRUMPF, PRESIDENT

Date: 11/8/2024

GL Acct 5903 Long Valley Project
Fund Acct Measure R Grant
Project/Event Long Valley Parking Lot
Reviewed by Dirk Lovett Date 11/19/24
12/3/24

CONTRACTORS CERTIFICATE FOR PAYMENT

In accordance with the Contract Documents, based on on-site observations and the data comprising this application, the Architect certifies to the Owner that to the best of the Architect's knowledge, information and belief the Work has progressed as indicated, the quality of the Work is in accordance with the Contract Documents, and the Contractor is entitled to payment of the AMOUNT CERTIFIED.

AMOUNT CERTIFIED \$ 38,022.12

(Attach explanation if amount certified differs from the amount applied for. Initial figures on this Application
CONSTRUCTION MANAGER

By:

Date:

This certificate is not negotiable. The AMOUNT CERTIFIED is payable only to the Contractor named herein. Issuance, payment and acceptance of payment are without prejudice to any rights of the Owner or Contractor under this Contract.

PROJECT MANAGER DATE



CONTINUATION SHEET

Form 2, APPLICATION AND CERTIFICATE FOR PAYMENT,

PROJECT NAME: LONG VALLEY ROAD PARKING LOT IMPROVEMENTS PHASE I



REVISED

INVOICE # 12

INVOICE DATE: 11/08/2024

PERIOD FROM: 10/01/2024

PERIOD TO: 10/31/2024

A	B	C	D	E	F	G					H	I
ITEM	DESCRIPTION OF WORK	TRACT QTY/COSTS		PREVIOUS PERIODS		THIS PERIOD		TO DATE		BALANCE TO COMPLETE		
		QTY	UNIT	UNIT PRICE	CONT. AMT.	PREVIOUS PERIODS	PREVIOUS AMT.	QTY COMP.	AMT. DUE			QTY TO DATE
1.	Mobilization	1	LS	\$240,052.50	\$240,052.50	100%	\$240,052.50	0%	\$0.00	100%	\$240,052.50	\$0.00
2.	Implement Traffic Control	1	LS	\$14,922.50	\$14,922.50	100%	\$14,922.50	0%	\$0.00	100%	\$14,922.50	\$0.00
3.	Remove/Construct Colored PCC Pave	360	CY	\$535.83	\$192,898.80	360	\$192,898.80	0	\$0.00	360	\$192,898.80	\$0.00
4.	Remove/Construct Aggregate Base	200	CY	\$198.11	\$39,622.00	200	\$39,622.00	0	\$0.00	200	\$39,622.00	\$0.00
5.	Construct 4" Thick PCC Sidewalk	1,000	SF	\$10.58	\$10,580.00	1100	\$11,638.00	0	\$0.00	1100	\$11,638.00	(\$1,058.00)
6.	Construct Stabilized DG Path/Edging	1,710	SF	\$17.09	\$29,223.90	1710	\$29,223.90	0	\$0.00	1710	\$29,223.90	\$0.00
7.	6" C&G per SPPWC Std 120-2	420	LF	\$75.44	\$31,684.80	500	\$37,720.00	0	\$0.00	500	\$37,720.00	(\$6,035.20)
8.	6" Curb per SPPWC Std. Plan 120-2	540	LF	\$27.33	\$14,758.20	540	\$14,758.20	0	\$0.00	540	\$14,758.20	\$0.00
9.	Construct Curb Ramp per Std. A88A	3	EA	\$2,287.33	\$6,861.99	3	\$6,861.99	0	\$0.00	3	\$6,861.99	\$0.00
10.	Construct Curb Ramp per Std. A88B	1	EA	\$2,667.25	\$2,667.25	1	\$2,667.25	0	\$0.00	1	\$2,667.25	\$0.00
11.	Construct Longitudinal Gutter per 122-2	960	SF	\$23.60	\$22,656.00	960	\$22,656.00	0	\$0.00	960	\$22,656.00	\$0.00
12.	Sound Wall per Caltrans Plan B15-1	170	LF	\$794.74	\$135,105.80	180	\$143,053.20	0	\$0.00	180	\$143,053.20	(\$7,947.40)
13.	Adjust Water Meter to Grade	1	EA	\$2,305.35	\$2,305.35	1	\$2,305.35	0	\$0.00	1	\$2,305.35	\$0.00
14.	Intall 4" PVC SDR 35	180	LF	\$52.30	\$9,414.00	203	\$10,616.90	0	\$0.00	203	\$10,616.90	(\$1,202.90)
15.	Intall 6" PVC SDR 35	50	LF	\$134.14	\$6,707.00	120	\$16,096.80	0	\$0.00	120	\$16,096.80	(\$9,389.80)
16.	Install 12" RCP	130	LF	\$412.01	\$53,561.30	130	\$53,561.30	0	\$0.00	130	\$53,561.30	\$0.00
17.	Install NDS Square CB with Atrium Gra	1	EA	\$564.00	\$564.00	2	\$1,128.00	0	\$0.00	2	\$1,128.00	(\$564.00)
18.	6" NDS Spee-D-Basin	3	EA	\$454.33	\$1,362.99	3	\$1,362.99	0	\$0.00	3	\$1,362.99	\$0.00
19.	Install Filterra Bioscape	1	EA	\$41,961.66	\$41,961.66	1	\$41,961.66	0	\$0.00	1	\$41,961.66	\$0.00
20.	Remove Ex. AC Pavement	2,500	SF	\$3.56	\$8,900.00	2650	\$9,434.00	0	\$0.00	2650	\$9,434.00	(\$534.00)
21.	Remove Existing Curb	120	LF	\$19.17	\$2,300.40	235	\$4,504.95	0	\$0.00	235	\$4,504.95	(\$2,204.55)
22.	Remove Existing PCC Walkway	440	SF	\$9.67	\$4,254.80	500	\$4,835.00	0	\$0.00	500	\$4,835.00	(\$580.20)
23.	Remove Tree	2	EA	\$2,875.00	\$5,750.00	2	\$5,750.00	0	\$0.00	2	\$5,750.00	\$0.00
24.	Remove Light and Pilaster	1	EA	\$9,672.65	\$9,672.65	1	\$9,672.65	0	\$0.00	1	\$9,672.65	\$0.00
25.	Relocate Water Meter	1	EA	\$17,902.98	\$17,902.98	50%	\$8,951.49	0%	\$0.00	50%	\$8,951.49	\$8,951.49
26.	Signing and Striping	1	LS	\$8,812.50	\$8,812.50	100%	\$8,812.50	0%	\$0.00	100%	\$8,812.50	\$0.00
27.	#5 Pull Box for Pking Lot Lighting	9	EA	\$1,265.00	\$11,385.00	9	\$11,385.00	0	\$0.00	9	\$11,385.00	\$0.00
28.	#6 Pull Box for Pking Lot Lighting	1	EA	\$1,437.00	\$1,437.00	1	\$1,437.00	0	\$0.00	1	\$1,437.00	\$0.00
29.	New Parking Lot Lighting Electrolier	8	EA	\$20,125.00	\$161,000.00	8	\$161,000.00	0	\$0.00	8	\$161,000.00	\$0.00
30.	New Uplighting	40	EA	\$1,782.50	\$71,300.00	40	\$71,300.00	0	\$0.00	40	\$71,300.00	\$0.00
SUBTOTALS					\$1,159,625.37		\$1,180,189.93		\$0.00		\$1,180,189.93	(\$20,564.56)

CONTINUATION SHEET

Form 2, APPLICATION AND CERTIFICATE FOR PAYMENT,
PROJECT NAME: LONG VALLEY ROAD PARKING LOT IMPROVEMENTS PHASE I



REVISED

INVOICE # 12
INVOICE DATE: 11/08/2024
PERIOD FROM: 10/01/2024
PERIOD TO: 10/31/2024

ITEM	DESCRIPTION OF WORK	TRACT QTY/COSTS		PREVIOUS PERIODS		THIS PERIOD		TO DATE		BALANCE TO COMPLETE			
		QTY	UNIT	UNIT PRICE	CONT. AMT.	PREVIOUS PERIOD	PREVIOUS AMT.	QTY COMP.	AMT. DUE			QTY TO DATE	BILLED TO DATE
	PREVIOUS PAGE TOTALS				\$1,159,625.37		\$1,180,189.93		\$0.00	\$1,180,189.93	(\$20,564.56)		
31.	2" Sch 80 PVC Conduit	500	LF	\$74.75	\$37,375.00	500	\$37,375.00	0	\$0.00	500	\$37,375.00	\$0.00	
32.	3" Sch 80 PVC Conduit	20	LF	\$306.36	\$6,127.20	20	\$6,127.20	0	\$0.00	20	\$6,127.20	\$0.00	
33.	3" PVC Sch 80 Conduit with Conductor	20	LF	\$446.20	\$8,924.00	20	\$8,924.00	0	\$0.00	20	\$8,924.00	\$0.00	
34.	Install Type III-CF Service Enclosure	1	EA	\$1,000.00	\$1,000.00	100%	\$1,000.00	0%	\$0.00	100%	\$1,000.00	\$0.00	
35.	Demolition and Remove Ex Plaster	1	LS	\$4,469.70	\$4,469.70	100%	\$4,469.70	0%	\$0.00	100%	\$4,469.70	\$0.00	
36.	Demo & Remove Ex. Foundation Sign	1	LS	\$2,590.88	\$2,590.88	100%	\$2,590.88	0%	\$0.00	100%	\$2,590.88	\$0.00	
37.	Demo & Remove Existing Landscaping	1	LS	\$16,297.25	\$16,297.25	100%	\$16,297.25	0%	\$0.00	100%	\$16,297.25	\$0.00	
38.	Construct Colored Concrete Paving	1	LS	\$6,885.50	\$6,885.50	100%	\$6,885.50	0%	\$0.00	100%	\$6,885.50	\$0.00	
39.	Construct Concrete Paving	1	LS	\$4,159.50	\$4,159.50	100%	\$4,159.50	0%	\$0.00	100%	\$4,159.50	\$0.00	
40.	Install Old World Pavers	2,275	SF	\$26.59	\$60,492.25	2275	\$60,492.25	0	\$0.00	2275	\$60,492.25	\$0.00	
41.	Install Horse Hitching Post	1	LS	\$9,635.35	\$9,635.35	1	\$9,635.35	0	\$0.00	1	\$9,635.35	\$0.00	
42.	Install Plaster w/ Stone Veneer	2	EA	\$9,958.13	\$19,916.26	2	\$19,916.26	0	\$0.00	2	\$19,916.26	\$0.00	
43.	Install 3 Rail Fence	1	LS	\$17,567.40	\$17,567.40	100%	\$17,567.40	0%	\$0.00	100%	\$17,567.40	\$0.00	
44.	Install Simulted Vehicular Gates	1	LS	\$21,792.50	\$21,792.50	100%	\$21,792.50	0%	\$0.00	100%	\$21,792.50	\$0.00	
45.	Install Cobbles under Oaks	300	SF	\$40.37	\$12,111.00	150	\$6,055.50	150	\$6,055.50	300	\$12,111.00	\$0.00	
46.	Install Landscape Boulders	10	TN	\$670.69	\$6,706.90	10	\$6,706.90	0	\$0.00	10	\$6,706.90	\$0.00	
47.	Construct 2' Retaining Wall	50	LF	\$406.64	\$20,332.00	50	\$20,332.00	0	\$0.00	50	\$20,332.00	\$0.00	
48.	Install Horsehead Bollards	8	EA	\$1,519.28	\$12,154.24	8	\$12,154.24	0	\$0.00	8	\$12,154.24	\$0.00	
49.	Electrical Sleeving	1	LS	\$8,586.90	\$8,586.90	100%	\$8,586.90	0%	\$0.00	100%	\$8,586.90	\$0.00	
50.	Install Irrigation Automatic System	1	LS	\$57,000.00	\$57,000.00	100%	\$57,000.00	0%	\$0.00	100%	\$57,000.00	\$0.00	
51.	Install Mulch Agromin ES2 Bark	6,240	SF	\$2.79	\$17,409.60	6240	\$17,409.60	0	\$0.00	6240	\$17,409.60	\$0.00	
52.	Install Mulch Agromin Acorn Bark	2,000	SF	\$5.17	\$10,340.00	2000	\$10,340.00	0	\$0.00	2000	\$10,340.00	\$0.00	
53.	Planting Soil Preparation w/ Amend.	1	LS	\$7,411.90	\$7,411.90	100%	\$7,411.90	0%	\$0.00	100%	\$7,411.90	\$0.00	
54.	Install 1 Gallon Shrubs	1,188	EA	\$20.32	\$24,140.16	1188	\$24,140.16	0	\$0.00	1188	\$24,140.16	\$0.00	
55.	Install 5 Gallon Shrubs	468	EA	\$39.92	\$18,682.56	468	\$18,682.56	0	\$0.00	468	\$18,682.56	\$0.00	
56.	Install 15 Gallon Shrubs	105	EA	\$177.21	\$18,607.05	105	\$18,607.05	0	\$0.00	105	\$18,607.05	\$0.00	
57.	Install 36" Bx Trees w/Monitoring Tube	8	EA	\$1,249.83	\$9,998.64	8	\$9,998.64	0	\$0.00	8	\$9,998.64	\$0.00	
58.	Install 60" Bx Trees w/Monitoring Tube	5	EA	\$4,824.08	\$24,120.40	5	\$24,120.40	0	\$0.00	5	\$24,120.40	\$0.00	
59.	Install Tree Guying 36"bx & 120" bx	14	EA	\$479.06	\$6,706.84	14	\$6,706.84	0	\$0.00	14	\$6,706.84	\$0.00	
60.	Install Root Barrier	14	EA	\$354.51	\$4,963.14	14	\$4,963.14	0	\$0.00	14	\$4,963.14	\$0.00	
61.	Install 120" Bx Specimen Oak	1	EA	\$51,220.60	\$51,220.60	100%	\$51,220.60	0%	\$0.00	100%	\$51,220.60	\$0.00	
62.	Transplant Existing Ligustrum	31	EA	\$570.96	\$17,699.76	31	\$17,699.76	0	\$0.00	31	\$17,699.76	\$0.00	
63.	90 Day Maintenance Period	3	MO	\$7,559.17	\$22,677.51	0	\$0.00	0	\$0.00	0	\$0.00	\$22,677.51	
64.	Shoring and Bracing	1	LS	\$16,473.50	\$16,473.50	100%	\$16,473.50	0%	\$0.00	100%	\$16,473.50	\$0.00	
65.	Install Fiber System per Appendix I	1	LS	\$65,550.00	\$65,550.00	100%	\$65,550.00	0%	\$0.00	100%	\$65,550.00	\$0.00	
66.	CO#1	1	LS	\$32,130.80	\$32,130.80	100%	\$32,130.80	0%	\$0.00	100%	\$32,130.80	\$0.00	
67.	CO#2	1	LS	\$33,967.78	\$33,967.78	0%	\$0.00	100%	\$33,967.78	100%	\$33,967.78	\$0.00	
	SUBTOTALS				\$1,875,849.44		\$1,833,713.21		\$40,023.28		\$1,873,736.49	\$2,112.95	

#3-7



PROFESSIONAL BUILDING & SAFETY/ENGINEERING/INFRASTRUCTURE MANAGEMENT

City of Hidden Hills
6165 Spring Valley Road
Hidden Hills, CA 91302

Invoice #: 68087
Invoice Date: December 3, 2024
Period: October 1-31, 2024

For services rendered in performance of City Engineering, Traffic Engineering, Planning, and Building and Safety services, in accordance with an agreement approved by the City Council.

SUMMARY OF FEES AND COSTS

	<u>Fees Collected</u>	<u>Contract Rate</u> <u>(see Contract)</u>	<u>CAA Amount</u>
CITY ENGINEERING			
Non-Fee Related Services	N/A	Hourly	23,395.25
Long Valley Signal/Pedestrian Imp. (Reimbursed by Measure R)	N/A	Hourly	4,124.75
Subtotal City Engineering			27,520.00
ENVIRONMENTAL PROGRAMS			
AB 939 Recycling Element	N/A	Hourly	4,146.50
NPDES	N/A	Hourly	222.50
C & D Recycling Fee	1,206.00	0.65	783.90
Subtotal Environmental Programs	1,206.00		5,152.90
PLANNING			
Planning Applications	1,179.00	0.80	943.20
Non-Fee Related Services	N/A	Hourly	1,780.00
Subtotal Planning	1,179.00		2,723.20
BUILDING AND SAFETY			
Fee Related Services	131,610.60	Hourly	62,925.50
Non-Fee Related Services	N/A	Hourly	1,134.00
Geotechnical Review Fees @ 65%	9,643.08	0.65	6,268.00
Subtotal Building & Safety	141,253.68		70,327.50
AMOUNT DUE			105,723.60



CHARLES ABBOTT ASSOCIATES, INC.
27201 PUERTA REAL • SUITE 200 • MISSION VIEJO, CA 92691
TOLL FREE: (866) 530-4980 • PHONE: (949) 367-2850

5700 Engineering
5903 Long Valley project
5930 NPDES/Environmental
5720 Planning + 5710 B+S
CL Acct _____
Fund Acct _____ Grant _____
Project/Event Building + Safety Dept
Reviewed by _____ Date 12/5/24
Approved by _____
Date 12/5/2024

FEES COLLECTED		TOTAL
ENVIRONMENTAL		
C & D Recycling & Waste Fees	1,206.00	<u>1,206.00</u>
PLANNING		
Fee Related	1,179.00	
Subtotal	<u>1,179.00</u>	
TOTAL PLANNING FEES		<u>1,179.00</u>
BUILDING AND SAFETY		
Building Permits Fees	131,610.60	
Subtotal - Fee Related Revenue	131,610.60	
Geotechnical Review	9,643.08	
TOTAL BUILDING & SAFETY FEES		<u>141,253.68</u>
TOTAL FEES		<u>143,638.68</u>

DEPOSIT ACCOUNTS

Mitigation Monitoring Deposit - VTM 54063		Total Deposits	City 20%	CAA 80%
Deposit -7/8/2011		20,000.00	4,000.00	16,000.00
Deposit -10/10/2014		3000.00	600.00	2400.00
Deposit - 6/3/15		2000.00	400.00	1600.00
		<u>25,000.00</u>	<u>5,000.00</u>	<u>20,000.00</u>
CAA Staff Services		Deposit	Cost of Services	Balance
Deposit - July 8, 2011		16,000.00		16,000.00
November 2012			5,859.00	10,141.00
December 2012			516.00	9,625.00
January 2013			1,812.00	7,813.00
February 2013			1,798.50	6,014.50
March 2013			925.50	5,089.00
April 2013			567.00	4,522.00
May 2013			1,870.50	2,651.50
June 2013			1,134.00	1,517.50
July 2013			258.00	1,259.50
August 2013			193.50	1,066.00
September 2013			193.50	872.50
October 2013			516.00	356.50
February 2014			126.00	230.50
April 2014			129.00	101.50
July 2014			387.00	(285.50)
August 2014			1,354.50	(1,640.00)
September 2014			645.00	(2,285.00)
October 2014	2,400.00	-	-	115.00
November 2014		129.00	(14.00)	
January 2015		258.00	(272.00)	
February 2015		193.50	(465.50)	
March 2015		64.50	(530.00)	
June 2015	1,600.00	322.50	747.50	
July 2015		199.50	548.00	
October 2024		-	548.00	
Total		<u>20,000.00</u>	<u>19,452.00</u>	<u>548.00</u>

FEMA LOMR Deposit 5251 Twin Oaks Road		Total Deposits	City 35%	CAA 65%
	Deposit -12/4/17	1,500.00	525.00	975.00
	Deposit - 5/15/18	2,776.91	971.92	1,804.99
	Total	4,276.91	1,496.92	2,779.99

CAA Staff Services		Deposit	Cost of Services	Balance
	November 2017		69.50	(69.50)
	Deposit - 12/4/17	975.00	-	905.50
	December 2017		1,668.00	(762.50)
	February 2018		834.00	(1,596.50)
	May 2018	1,804.99	278.00	(69.51)
	February 2019		936.00	(1,005.51)
	March 2019		288.00	(1,293.51)
	September 2019		74.50	(1,368.01)
	October 2019		223.50	(1,591.51)
	January 2020		223.50	(1,815.01)
	October 2024			(1,815.01)
	Total	2,779.99	4,595.00	(1,815.01)

Building & Safety Fee Related Services					% of CAA Cost /Fees	
		Fees Collected	CAA Cost		Collected	
2021	January	89,926.01	28,660.05		31.87%	
	February	42,571.67	31,905.75		74.95%	
	March	25,002.53	39,281.10		157.11%	
	April	70,990.01	34,763.85		48.97%	
	May	75,245.45	42,216.65		56.11%	
	June	19,168.22	37,140.55		193.76%	
	July	178,857.07	44,150.30		24.68%	
	August	38,679.90	39,706.50		102.65%	
	September	61,196.67	43,849.15		71.65%	
	October	178,617.90	43,987.80		24.63%	
	November	110,990.15	41,120.05		37.05%	
	December	66,240.11	36,504.01		55.11%	
2022	January	244,201.43	40,110.40		16.43%	
	February	140,507.99	38,173.75		27.17%	
	March	192,469.44	55,959.70		29.07%	
	April	84,809.15	36,473.50		43.01%	
	May	80,997.71	32,667.70		40.33%	
	June	86,618.30	45,188.75		52.17%	
	July	170,503.86	35,413.90		20.77%	
	August	155,050.74	52,388.35		33.79%	
	September	112,930.89	40,929.80		36.24%	
	October	69,110.72	34,189.50		49.47%	
	November	19,219.79	37,102.85		193.05%	
	December	196,700.95	32,824.55		16.69%	
2023	January	95,596.95	47,824.34		50.03%	
	February	47,007.31	31,960.80		67.99%	
	March	22,059.42	51,609.35		233.96%	
	April	133,401.83	43,977.20		32.97%	
	May	110,100.51	34,964.25		31.76%	
	June	69,250.90	42,932.62		62.00%	
	July	88,186.78	43,436.95		49.26%	
	August	192,967.55	42,248.30		21.89%	
	September	98,088.37	43,734.44		44.59%	
	October	113,093.61	41,592.45		36.78%	
	November	47,748.36	34,883.75		73.06%	
	December	62,877.31	35,086.30		55.80%	
2024	January	108,116.79	53,325.05		49.32%	
	February	30,824.61	34,709.00		112.60%	
	March	17,035.75	35,331.99		207.40%	
	April	85,305.47	44,824.60		52.55%	
	May	101,381.97	50,725.85		50.03%	
	June	165,247.09	46,560.60		28.18%	
	July	185,555.06	68,029.30		36.66%	
	August	131,165.63	63,068.65		48.08%	
	September	153,656.59	62,273.05		40.53%	
	October	141,253.68	70,327.50		49.79%	
Total for the last two years		9,628,270.14	4,083,056.11		42.41%	

INVOICE - HOURS/COST SUMMARY							
CAA STAFF		Ahuna, Steve		Beimer, Rae		Yacoub, George	
STAFF TITLES		Registered Civil Engineer		Environmental Consultant		Engineering Associate	
STAFF RATES		\$ 157.00		\$ 160.00		\$ 139.00	
		Hours	Staff Cost	Hours	Staff Cost	Hours	Staff Cost
SUMMARY OF COSTS							
CITY ENGINEERING - NON-FEE RELATED							
ADMINISTRATION							
	Office Management		\$ -		\$ -	10.50	\$ 1,459.50
	Tech Coord w/City Staff		\$ -		\$ -	19.75	\$ 2,745.25
	Coord w/Other Agencies		\$ -		\$ -	15.50	\$ 2,154.50
	Coordination w/Utilities		\$ -		\$ -	7.50	\$ 1,042.50
	City Hall Maintenance		\$ -		\$ -	6.75	\$ 938.25
	Public Information		\$ -		\$ -	12.00	\$ 1,668.00
	Council Meeting Prep		\$ -		\$ -	9.25	\$ 1,285.75
	Data Management		\$ -		\$ -	16.50	\$ 2,293.50
SPECIAL PROJECTS							
	Road Utility Undergrounding		\$ -		\$ -	23.50	\$ 3,266.50
	Long Valley Traffic Signal/Pedestrian Improvements/Const. Support		\$ -		\$ -	19.75	\$ 2,745.25
SUBTOTAL - NON-FEE RELATED		-	\$ -	-	\$ -	141.00	\$ 19,599.00
TOTAL CITY ENGINEERING		-	\$ -	-	\$ -	141.00	\$ 19,599.00
ENVIRONMENTAL PROGRAMS - NON-FEE RELATED							
	AB 939 Recycling Element		\$ -	11.00	\$ 1,760.00	-	\$ -
	NPDES TMDL		\$ -	-	\$ -	-	\$ -
TOTAL ENVIRONMENTAL PROGRAMS		-	\$ -	11.00	\$ 1,760.00	-	\$ -
PLANNING - NON-FEE RELATED							
ADMINISTRATION							
	Office Management		\$ -		\$ -	-	\$ -
	Tech Coord w/City Staff		\$ -		\$ -	-	\$ -
	Public Information		\$ -		\$ -	-	\$ -
SUBTOTAL - PLANNING - NON-FEE RELATED		-	\$ -	-	\$ -	-	\$ -
PLANNING - TOTAL COST		-	\$ -	-	\$ -	-	\$ -
BUILDING SAFETY - FEE RELATED							
ADMINISTRATION							
	Office Management		\$ -		\$ -	14.25	\$ 1,980.75
	Tech Coord w/City Staff		\$ -		\$ -	-	\$ -
	Coord w/Other Agencies		\$ -		\$ -	-	\$ -
	Public Information		\$ -		\$ -	-	\$ -
	Data Management		\$ -		\$ -	6.00	\$ 834.00
	Permit Issuance		\$ -		\$ -	-	\$ -
	Inspection		\$ -		\$ -	-	\$ -
	Plan Review	3.75	\$ 588.75		\$ -	1.50	\$ 208.50
	Geology Review	-	\$ -		\$ -	-	\$ -
SUBTOTAL FEE-RELATED		3.75	\$ 588.75	-	\$ -	21.75	\$ 3,023.25
BUILDING SAFETY - NON-FEE RELATED							
ORDINANCE DEVELOP (LIST)							
	New Building Code		\$ -		\$ -	-	\$ -
SUBTOTAL NON-FEE RELATED		-	\$ -	-	\$ -	-	\$ -
TOTAL BUILDING SAFETY		3.75	\$ 588.75	-	\$ -	21.75	\$ 3,023.25
TOTAL COST - BILLABLE HOURS		3.75	\$ 588.75	11.00	\$ 1,760.00	162.75	\$ 22,622.25
NON BILLABLE HOURS							
ENGINEERING FEE RELATED							
	Council Meeting Attendance (-3hrs)		\$ -		\$ -	-	\$ -
SUBTOTAL - FEE RELATED		-	\$ -	-	\$ -	-	\$ -
TOTAL COST - NON BILLABLE HOURS						-	\$ -
GRAND TOTAL - BILLABLE & NON BILLABLE HRS		3.75	\$ 588.75	11.00	\$ 1,760.00	162.75	\$ 22,622.25

INVOICE - HOURS/COST SUMMARY					
CAA STAFF		Juzwaik, Thomas		Gracia, David	
STAFF TITLES		Bldg. Official		Bldg. Inspector	
STAFF RATES		\$ 162.00		FEE \$ 109.00	
		Hours	Staff Cost	Hours	Staff Cost
SUMMARY OF COSTS					
CITY ENGINEERING - NON-FEE RELATED					
ADMINISTRATION					
Office Management			\$ -		\$ -
Tech Coord w/City Staff			\$ -	-	\$ -
Coord w/Other Agencies			\$ -		\$ -
Coordination w/Utilities			\$ -		\$ -
City Hall Maintenance	-	\$ -			\$ -
Public Information			\$ -		\$ -
Council Meeting Prep			\$ -		\$ -
Data Management			\$ -	-	\$ -
			\$ -		
SPECIAL PROJECTS					
Road Utility Undergrounding			\$ -		\$ -
Long Valley Traffic Signal/Pedestrian Improvements/Const. Supp	-	\$ -			\$ -
SUBTOTAL - NON-FEE RELATED		-	\$ -	-	\$ -
TOTAL CITY ENGINEERING		-	\$ -	-	\$ -
ENVIRONMENTAL PROGRAMS - NON-FEE RELATED					
AB 939 Recycling Element			\$ -		\$ -
NPDES TMDL			\$ -		\$ -
TOTAL ENVIRONMENTAL PROGRAMS		-	\$ -	-	\$ -
PLANNING - NON-FEE RELATED					
ADMINISTRATION					
Office Management	-	\$ -			\$ -
Tech Coord w/City Staff		\$ -			\$ -
Public Information		\$ -			\$ -
SUBTOTAL - PLANNING - NON-FEE RELATED	-	\$ -		-	\$ -
PLANNING - TOTAL COST	-	\$ -		-	\$ -
BUILDING SAFETY - FEE RELATED					
ADMINISTRATION					
Office Management	3.00	\$ 486.00		-	\$ -
Tech Coord w/City Staff		\$ -			\$ -
Coord w/Other Agencies		\$ -			\$ -
Public Information		\$ -			\$ -
Data Management		\$ -			\$ -
Permit Issuance		\$ -			\$ -
Inspection	-	\$ -		64.00	\$ 6,976.00
Plan Reveiw	1.00	\$ 162.00			\$ -
Geology Review		\$ -			\$ -
SUBTOTAL FEE-RELATED	4.00	\$ 648.00		64.00	\$ 6,976.00
BUILDING SAFETY - NON-FEE RELATED					
ORDINANCE DEVELOP (LIST)					
New Building Code	7.00	\$ 1,134.00		-	\$ -
SUBTOTAL NON-FEE RELATED	7.00	\$ 1,134.00		-	\$ -
TOTAL BUILDING SAFETY	11.00	\$ 1,782.00		64.00	\$ 6,976.00
TOTAL COST - BILLABLE HOURS	11.00	\$ 1,782.00		64.00	\$ 6,976.00
NON BILLABLE HOURS					
ENGINEERING FEE RELATED					
Council Meeting Attendance (-3hrs)		\$ -			\$ -
SUBTOTAL - FEE RELATED	-	\$ -		-	\$ -
TOTAL COST - NON BILLABLE HOURS	-	\$ -			
GRAND TOTAL - BILLABLE & NON BILLABLE HRS	11.00	\$ 1,782.00		64.00	\$ 6,976.00

INVOICE - HOURS/COST SUMMARY							
CAA STAFF		Wilson, Samuel		Lovett, Dirk		O'Hara, Steve	
STAFF TITLES		Planning Associate		Sr Project Eng		Sr. Inspector	
STAFF RATES		\$ 128.00		\$ 178.00		\$ 139.00	
		Hours	Staff Cost	Hours	Staff Cost	Hours	Staff Cost
SUMMARY OF COSTS							
CITY ENGINEERING - NON-FEE RELATED							
ADMINISTRATION							
	Office Management		\$ -	6.75	\$ 1,201.50		\$ -
	Tech Coord w/City Staff		\$ -	3.50	\$ 623.00		\$ -
	Coord w/Other Agencies		\$ -	7.25	\$ 1,290.50		\$ -
	Coordination w/Utilities		\$ -	4.75	\$ 845.50		\$ -
	City Hall Maintenance		\$ -	0.75	\$ 133.50	-	\$ -
	Public Information		\$ -	4.75	\$ 845.50		\$ -
	Council Meeting Prep		\$ -	-	\$ -		\$ -
	Data Management		\$ -	-	\$ -		\$ -
SPECIAL PROJECTS							
	Road Utility Undergrounding		\$ -	9.00	\$ 1,602.00		\$ -
	Long Valley Traffic Signal/Pedestrian Improvements/Const. Supp		\$ -	7.75	\$ 1,379.50		\$ -
SUBTOTAL - NON-FEE RELATED		-	\$ -	44.50	\$ 7,921.00	-	\$ -
TOTAL CITY ENGINEERING		-	\$ -	44.50	\$ 7,921.00	-	\$ -
ENVIRONMENTAL PROGRAMS - NON-FEE RELATED							
	AB 939 Recycling Element	3.00	\$ 384.00	11.25	\$ 2,002.50	-	\$ -
	NPDES TMDL		\$ -	1.25	\$ 222.50		\$ -
TOTAL ENVIRONMENTAL PROGRAMS		3.00	\$ 384.00	12.50	\$ 2,225.00	-	\$ -
PLANNING - NON-FEE RELATED							
ADMINISTRATION							
	Office Management		\$ -	3.75	\$ 667.50		\$ -
	Tech Coord w/City Staff		\$ -	5.25	\$ 934.50		\$ -
	Public Information		\$ -	1.00	\$ 178.00		\$ -
SUBTOTAL - PLANNING - NON-FEE RELATED		-	\$ -	10.00	\$ 1,780.00	-	\$ -
PLANNING - TOTAL COST		-	\$ -	10.00	\$ 1,780.00	-	\$ -
BUILDING SAFETY - FEE RELATED							
ADMINISTRATION							
	Office Management		\$ -	21.00	\$ 3,738.00		\$ -
	Tech Coord w/City Staff		\$ -	0.25	\$ 44.50		\$ -
	Coord w/Other Agencies		\$ -	0.50	\$ 89.00		\$ -
	Public Information		\$ -	2.50	\$ 445.00		\$ -
	Data Management		\$ -	-	\$ -		\$ -
			\$ -	-	\$ -		\$ -
	Permit Issuance		\$ -	-	\$ -	49.00	\$ 6,811.00
	Inspection		\$ -	1.25	\$ 222.50	45.50	\$ 6,324.50
	Plan Reveiw		\$ -	13.00	\$ 2,314.00	60.25	\$ 8,374.75
	Geology Review		\$ -	-	\$ -		\$ -
SUBTOTAL FEE-RELATED		-	\$ -	38.50	\$ 6,853.00	154.75	\$ 21,510.25
BUILDING SAFETY - NON-FEE RELATED							
ORDINANCE DEVELOP (LIST)			\$ -				
	New Building Code		\$ -		\$ -	-	\$ -
SUBTOTAL NON-FEE RELATED		-	\$ -	-	\$ -	-	\$ -
TOTAL BUILDING SAFETY		-	\$ -	38.50	\$ 6,853.00	154.75	\$ 21,510.25
TOTAL COST - BILLABLE HOURS		3.00	\$ 384.00	105.50	\$ 18,779.00	154.75	\$ 21,510.25
NON BILLABLE HOURS							
ENGINEERING FEE RELATED							
	Council Meeting Attendance (-3hrs)		\$ -	1.50	\$ 267.00		\$ -
SUBTOTAL - FEE RELATED		-	\$ -	1.50	\$ 267.00	-	\$ -
TOTAL COST - NON BILLABLE HOURS				1.50	\$ 267.00	-	\$ -
GRAND TOTAL - BILLABLE & NON BILLABLE HRS		3.00	\$ 384.00	107.00	\$ 19,046.00	154.75	\$ 21,510.25

INVOICE - HOURS/COST SUMMARY									
CAA STAFF		Shilz, Janet		Tran, Hiep		Nguyen, Phuong		Wynn, Gary	
STAFF TITLES		Senior Designer		Senior Registered Engineer		Civil Registered Engineer		Sr Project Eng	
STAFF RATES		\$ 143.00		\$ 157.00		\$ 157.00		\$ 178.00	
		Hours	Staff Cost	Hours	Staff Cost	Hours	Staff Cost	Hours	Staff Cost
SUMMARY OF COSTS									
CITY ENGINEERING - NON-FEE RELATED									
ADMINISTRATION									
	Office Management	-	\$ -		\$ -		\$ -		\$ -
	Tech Coord w/City Staff	-	\$ -		\$ -		\$ -		\$ -
	Coord w/Other Agencies	-	\$ -		\$ -		\$ -		\$ -
	Coordination w/Utilities	-	\$ -		\$ -		\$ -		\$ -
	City Hall Maintenance		\$ -		\$ -		\$ -		\$ -
	Public Information		\$ -		\$ -		\$ -		\$ -
	Council Meeting Prep		\$ -		\$ -		\$ -		\$ -
	Data Management		\$ -		\$ -		\$ -		\$ -
SPECIAL PROJECTS									
	Road Utility Undergrounding	-	\$ -		\$ -		\$ -		\$ -
	Long Valley Traffic Signal/Pedestrian Improvements/Const. Supp	-	\$ -		\$ -		\$ -		\$ -
SUBTOTAL - NON-FEE RELATED		-	\$ -	-	\$ -	-	\$ -	-	\$ -
TOTAL CITY ENGINEERING		-	\$ -	-	\$ -	-	\$ -	-	\$ -
ENVIRONMENTAL PROGRAMS - NON-FEE RELATED									
	AB 939 Recycling Element		\$ -		\$ -		\$ -		\$ -
	NPDES TMDL		\$ -		\$ -		\$ -		\$ -
TOTAL ENVIRONMENTAL PROGRAMS		-	\$ -	-	\$ -	-	\$ -	-	\$ -
PLANNING - NON-FEE RELATED									
ADMINISTRATION									
	Office Management		\$ -		\$ -		\$ -		\$ -
	Tech Coord w/City Staff		\$ -		\$ -		\$ -		\$ -
	Public Information		\$ -		\$ -		\$ -		\$ -
SUBTOTAL - PLANNING - NON-FEE RELATED		-	\$ -	-	\$ -	-	\$ -	-	\$ -
PLANNING - TOTAL COST		-	\$ -	-	\$ -	-	\$ -	-	\$ -
BUILDING SAFETY - FEE RELATED									
ADMINISTRATION									
	Office Management		\$ -		\$ -		\$ -		\$ -
	Tech Coord w/City Staff		\$ -		\$ -		\$ -		\$ -
	Coord w/Other Agencies		\$ -		\$ -		\$ -		\$ -
	Public Information		\$ -		\$ -		\$ -		\$ -
	Data Management		\$ -		\$ -		\$ -		\$ -
	Permit Issuance	-	\$ -		\$ -		\$ -		\$ -
	Inspection	-	\$ -		\$ -		\$ -		\$ -
	Plan Review	47.50	\$ 6,792.50	0.50	\$ 78.50	4.00	\$ 628.00	46.75	\$ 8,321.50
	Geology Review		\$ -		\$ -		\$ -		\$ -
SUBTOTAL FEE-RELATED		47.50	\$ 6,792.50	0.50	\$ 78.50	4.00	\$ 628.00	46.75	\$ 8,321.50
BUILDING SAFETY - NON-FEE RELATED									
ORDINANCE DEVELOP (LIST)									
	New Building Code		\$ -		\$ -		\$ -		\$ -
SUBTOTAL NON-FEE RELATED		-	\$ -	-	\$ -	-	\$ -	-	\$ -
TOTAL BUILDING SAFETY		47.50	\$ 6,792.50	0.50	\$ 78.50	4.00	\$ 628.00	46.75	\$ 8,321.50
TOTAL COST - BILLABLE HOURS		47.50	\$ 6,792.50	0.50	\$ 78.50	4.00	\$ 628.00	46.75	\$ 8,321.50
NON BILLABLE HOURS									
ENGINEERING FEE RELATED									
	Council Meeting Attendance (-3hrs)		\$ -		\$ -		\$ -		\$ -
SUBTOTAL - FEE RELATED		-	\$ -	-	\$ -	-	\$ -	-	\$ -
TOTAL COST - NON BILLABLE HOURS									
GRAND TOTAL - BILLABLE & NON BILLABLE HRS		47.50	\$ 6,792.50	0.50	\$ 78.50	4.00	\$ 628.00	46.75	\$ 8,321.50

INVOICE - HOURS/COST SUMMARY							
CAA STAFF		Wynn, Gary		GeoDynamics, Inc.			
STAFF TITLES		Clerical				TOTALS	
STAFF RATES		\$ 59.00		\$ 183.00			
		Hours	Staff Cost	Hours	Staff Cost	HOURS	STAFF COST
SUMMARY OF COSTS							
CITY ENGINEERING - NON-FEE RELATED							
ADMINISTRATION							
Office Management			\$ -		\$ -	17.25	\$ 2,661.00
Tech Coord w/City Staff			\$ -		\$ -	23.25	\$ 3,368.25
Coord w/Other Agencies			\$ -		\$ -	22.75	\$ 3,445.00
Coordination w/Utilities			\$ -		\$ -	12.25	\$ 1,888.00
City Hall Maintenance			\$ -		\$ -	7.50	\$ 1,071.75
Public Information			\$ -		\$ -	16.75	\$ 2,513.50
Council Meeting Prep			\$ -		\$ -	9.25	\$ 1,285.75
Data Management			\$ -		\$ -	16.50	\$ 2,293.50
						-	
SPECIAL PROJECTS							
Road Utility Undergrounding			\$ -		\$ -	32.50	\$ 4,868.50
Long Valley Traffic Signal/Pedestrian Improvements/Const. Supp			\$ -		\$ -	27.50	\$ 4,124.75
SUBTOTAL - NON-FEE RELATED		-	\$ -	-	\$ -	185.50	\$ 27,520.00
TOTAL CITY ENGINEERING		-	\$ -	-	\$ -	185.50	\$ 27,520.00
ENVIRONMENTAL PROGRAMS - NON-FEE RELATED							
AB 939 Recycling Element			\$ -		\$ -	25.25	\$ 4,146.50
NPDES TMDL			\$ -		\$ -	1.25	\$ 222.50
TOTAL ENVIRONMENTAL PROGRAMS		-	\$ -	-	\$ -	26.50	\$ 4,369.00
PLANNING - NON-FEE RELATED							
ADMINISTRATION							
Office Management			\$ -		\$ -	3.75	\$ 667.50
Tech Coord w/City Staff			\$ -		\$ -	5.25	\$ 934.50
Public Information			\$ -		\$ -	1.00	\$ 178.00
SUBTOTAL - PLANNING - NON-FEE RELATED		-	\$ -	-	\$ -	10.00	\$ 1,780.00
PLANNING - TOTAL COST		-	\$ -	-	\$ -	10.00	\$ 1,780.00
BUILDING SAFETY - FEE RELATED							
ADMINISTRATION							
Office Management			\$ -		\$ -	38.25	\$ 6,204.75
Tech Coord w/City Staff			\$ -		\$ -	0.25	\$ 44.50
Coord w/Other Agencies			\$ -		\$ -	0.50	\$ 89.00
Public Information			\$ -		\$ -	2.50	\$ 445.00
Data Management			\$ -		\$ -	6.00	\$ 834.00
			\$ -		\$ -		
Permit Issuance			\$ -		\$ -	49.00	\$ 6,811.00
Inspection			\$ -		\$ -	110.75	\$ 13,523.00
Plan Review	6.25	\$ 368.75			\$ -	184.50	\$ 27,837.25
Geology Review		\$ -		39.00	\$ 7,137.00	39.00	\$ 7,137.00
SUBTOTAL FEE-RELATED	6.25	\$ 368.75		39.00	\$ 7,137.00	430.75	\$ 62,925.50
BUILDING SAFETY - NON-FEE RELATED							
ORDINANCE DEVELOP (LIST)							
New Building Code			\$ -		\$ -	7.00	\$ 1,134.00
SUBTOTAL NON-FEE RELATED	-	\$ -		-	\$ -	7.00	\$ 1,134.00
TOTAL BUILDING SAFETY	6.25	\$ 368.75		39.00	\$ 7,137.00	437.75	\$ 64,059.50
TOTAL COST - BILLABLE HOURS	6.25	\$ 368.75		39.00	\$ 7,137.00	659.75	\$ 97,728.50
NON BILLABLE HOURS							
ENGINEERING FEE RELATED							
Council Meeting Attendance (-3hrs)		\$ -			\$ -	1.50	\$ 267.00
SUBTOTAL - FEE RELATED	-	\$ -		-	\$ -	1.50	\$ 267.00
TOTAL COST - NON BILLABLE HOURS						1.50	\$ 267.00
GRAND TOTAL - BILLABLE & NON BILLABLE HRS	6.25	\$ 368.75		39.00	\$ 7,137.00	661.25	\$ 97,995.50

INVOICE - HOURS/COST SUMMARY	July	August	September	October	FY Total
	2024	2024	2024	2024	
SUMMARY OF COSTS					
Billable Costs					
CITY ENGINEERING - NON-FEE RELATED					
Administration					
Administration	\$ -	\$ -	\$ -	\$ -	\$ -
Office Management	\$ 2,877.50	\$ 2,352.00	\$ 2,090.00	\$ 2,661.00	\$ 9,980.50
Tech Coord w/City Staff	\$ 5,039.00	\$ 2,873.00	\$ 3,281.50	\$ 3,368.25	\$ 14,561.75
Coord w/Other Agencies	\$ 3,474.50	\$ 4,609.00	\$ 4,697.50	\$ 3,445.00	\$ 16,226.00
Coordination w/Utilities	\$ 1,418.50	\$ 2,116.50	\$ 489.50	\$ 1,888.00	\$ 5,912.50
City Hall Maintenance	\$ 4,699.50	\$ 1,307.00	\$ 387.00	\$ 1,071.75	\$ 7,465.25
Public Information	\$ 1,810.00	\$ 2,192.00	\$ 1,596.00	\$ 2,513.50	\$ 8,111.50
Budgeting/Reporting	\$ -	\$ -	\$ -	\$ -	\$ -
Council Meeting Prep	\$ 751.50	\$ 178.00	\$ 378.00	\$ 1,285.75	\$ 2,593.25
Attend Council Mtg +3hr	\$ -	\$ -	\$ -	\$ -	\$ -
Data Management	\$ 1,320.00	\$ 920.00	\$ 1,080.00	\$ 2,293.50	\$ 5,613.50
Engineering Misc. Fee	\$ -	\$ -	\$ -	\$ -	\$ -
Encroachment Permits	\$ -	\$ -	\$ -	\$ -	\$ -
TRAFFIC ENGINEERING					
Speed Survey	\$ -	\$ -	\$ -	\$ -	\$ -
SPECIAL PROJECTS					
AT&T Burbank Gates	\$ -	\$ -	\$ -	\$ -	\$ -
Edison	\$ -	\$ -	\$ -	\$ -	\$ -
RM/Mureau Landscape Improvements	\$ -	\$ -	\$ -	\$ -	\$ -
Charter/Spectrum Encroachment Permit	\$ -	\$ -	\$ -	\$ -	\$ -
Car Charging Station	\$ -	\$ -	\$ -	\$ -	\$ -
Bicycle Repair Station	\$ -	\$ -	\$ -	\$ -	\$ -
Dixon Trail Merger	\$ -	\$ -	\$ -	\$ -	\$ -
Fiber to Home Project	\$ -	\$ -	\$ -	\$ -	\$ -
Hoback Glen Sewer Plan	\$ -	\$ -	\$ -	\$ -	\$ -
Slurry Seal	\$ -	\$ -	\$ -	\$ -	\$ -
Round Meadow Elementary	\$ -	\$ -	\$ -	\$ -	\$ -
FEMA LOMR 5251 Twin Oaks (Deposit)	\$ -	\$ -	\$ -	\$ -	\$ -
VTM 63567 Geotechnical (Deposit)	\$ -	\$ -	\$ -	\$ -	\$ -
COVID-19	\$ -	\$ -	\$ -	\$ -	\$ -
Zoning Map	\$ -	\$ -	\$ -	\$ -	\$ -
Road Utility Undergrounding	\$ 3,495.00	\$ 6,199.00	\$ 7,235.50	\$ 4,868.50	\$ 21,798.00
Kardashian Merger	\$ -	\$ -	\$ 178.00	\$ -	\$ 178.00
Long Valley Traffic Signal/Pedestrian Improvements/PAED	\$ -	\$ -	\$ -	\$ -	\$ -
Long Valley Traffic Signal/Pedestrian Improvements/PS&E	\$ -	\$ 400.50	\$ 1,201.50	\$ -	\$ 1,602.00
Long Valley Traffic Signal/Pedestrian Improvements/RW Support	\$ -	\$ 89.00	\$ -	\$ -	\$ 89.00
Long Valley Traffic Signal/Pedestrian Improvements/Const. Support	\$ 11,730.00	\$ 11,879.50	\$ 8,149.50	\$ 4,124.75	\$ 35,883.75
SUBTOTAL - Engineering - NON-FEE RELATED	\$ 36,615.50	\$ 35,115.50	\$ 30,764.00	\$ 27,520.00	\$ 130,015.00
FY TOTAL CITY ENGINEERING	\$ 36,615.50	\$ 35,115.50	\$ 30,764.00	\$ 27,520.00	\$ 130,015.00

INVOICE - HOURS/COST SUMMARY					
	July 2024	August 2024	September 2024	October 2024	FY Total
ENVIRONMENTAL PROGRAMS - NON-FEE RELATED					
AB 939 Recycling Element	\$ 4,581.50	\$ 1,645.50	\$ 2,890.00	\$ 4,146.50	\$ 13,263.50
NPDES	\$ 44.50	\$ 1,246.00	\$ 578.50	\$ 222.50	\$ 2,091.50
Sanitary Sewer Overflow (SSO)	\$ -	\$ -	\$ -	\$ -	\$ -
Used Oil Grant	\$ -	\$ -	\$ -	\$ -	\$ -
C&D Recycling Fee	\$ 522.60	\$ 1,045.20	\$ 1,045.20	\$ 783.90	\$ 3,396.90
FY TOTAL ENVIRONMENTAL PROGRAMS	\$ 5,148.60	\$ 3,936.70	\$ 4,513.70	\$ 5,152.90	\$ 18,751.90
PLANNING - NON-FEE RELATED					
ADMINISTRATION					
Office Management	\$ 827.50	\$ 952.00	\$ 311.50	\$ 667.50	\$ 2,758.50
Tech Coord w/City Staff	\$ 1,068.00	\$ 1,513.00	\$ 1,246.00	\$ 934.50	\$ 4,761.50
Coord w/Other Agencies	\$ 801.00	\$ 1,521.50	\$ 89.00	\$ -	\$ 2,411.50
Coordination w/Utilities	\$ -	\$ -	\$ -	\$ -	\$ -
Public Information	\$ 222.50	\$ 623.00	\$ 222.50	\$ 178.00	\$ 1,246.00
Budgeting / Reporting	\$ -	\$ -	\$ -	\$ -	\$ -
Council Meeting Prep	\$ -	\$ -	\$ -	\$ -	\$ -
Attend Council Mtg	\$ -	\$ -	\$ -	\$ -	\$ -
Data Management	\$ 400.00	\$ 1,520.00	\$ -	\$ -	\$ 1,920.00
Records Maintenance	\$ -	\$ -	\$ -	\$ -	\$ -
PLANNING - FEE RELATED					
ADMINISTRATION					
Planning Applications	\$ 943.20	\$ 168.00	\$ 775.20	\$ 943.20	\$ 2,829.60
ORDINANCE DEVELOP (LIST)					
Water Efficiency	\$ -	\$ -	\$ -	\$ -	\$ -
General Plan	\$ -	\$ -	\$ -	\$ -	\$ -
Housing Element	\$ -	\$ -	\$ -	\$ -	\$ -
Electric Vehicle Charging Station	\$ -	\$ -	\$ -	\$ -	\$ -
Affordable Housing	\$ -	\$ -	\$ -	\$ -	\$ -
Sandwich Sign Board	\$ -	\$ -	\$ -	\$ -	\$ -
Utility Underground	\$ -	\$ -	\$ -	\$ -	\$ -
SPECIAL PROJECTS	\$ -	\$ -	\$ -	\$ -	\$ -
Calabasas Annexation	\$ -	\$ -	\$ -	\$ -	\$ -
Boething	\$ -	\$ -	\$ -	\$ -	\$ -
Round Meadow & Murcau Landscape Improvements	\$ -	\$ -	\$ -	\$ -	\$ -
Whitman Rd	\$ -	\$ -	\$ -	\$ -	\$ -
Fiber to Home	\$ -	\$ -	\$ -	\$ -	\$ -
Minor Accommodation	\$ -	\$ -	\$ -	\$ -	\$ -
SUBTOTAL - Planning - NON-FEE RELATED	\$ 4,262.20	\$ 6,297.50	\$ 2,644.20	\$ 2,723.20	\$ 15,927.10
PLANNING DEPOSITS					
VTM 63567 EIR (Deposit)	\$ -	\$ -	\$ -	\$ -	\$ -
VTM 63567 Hydrology (Deposit)	\$ -	\$ -	\$ -	\$ -	\$ -
TPM 82703 CEQA Negative Declaration (Deposit)	\$ -	\$ -	\$ -	\$ -	\$ -
SUBTOTAL - PLANNING DEPOSITS	\$ -	\$ -	\$ -	\$ -	\$ -
FY PLANNING - TOTAL COST	\$ 4,262.20	\$ 6,297.50	\$ 2,644.20	\$ 2,723.20	\$ 15,927.10

INVOICE - HOURS/COST SUMMARY					
	July 2024	August 2024	September 2024	October 2024	FY Total
BUILDING SAFETY - FEE RELATED					
Administration					
Office Management	\$ 4,009.50	\$ 8,188.00	\$ 2,091.50	\$ 6,204.75	\$ 20,493.75
Tech Coord w/City Staff	\$ 267.00	\$ -	\$ -	\$ 44.50	\$ 311.50
Coord w/Other Agencies	\$ 133.50	\$ 445.00	\$ 222.50	\$ 89.00	\$ 890.00
Coordination w/Utilities	\$ -	\$ -	\$ -	\$ -	\$ -
Public Information	\$ 1,379.50	\$ 1,157.00	\$ 667.50	\$ 445.00	\$ 3,649.00
Council Meeting Prep	\$ -	\$ -	\$ -	\$ -	\$ -
Attend Council Mtg (+3hr)	\$ -	\$ -	\$ -	\$ -	\$ -
Budgeting/Reporting	\$ -	\$ -	\$ -	\$ -	\$ -
Data Management	\$ -	\$ -	\$ -	\$ 834.00	\$ 834.00
Records Maintenance	\$ -	\$ -	\$ -	\$ -	\$ -
Permit Issuance	\$ 6,324.50	\$ 3,058.00	\$ 5,629.50	\$ 6,811.00	\$ 21,823.00
Inspection	\$ 14,643.75	\$ 11,800.75	\$ 11,522.50	\$ 13,523.00	\$ 51,490.00
Plan Reveiw	\$ 20,239.25	\$ 26,569.75	\$ 25,198.50	\$ 27,837.25	\$ 99,844.75
Geology Review	\$ 11,684.00	\$ 7,176.00	\$ 13,064.00	\$ 7,137.00	\$ 39,061.00
Geology Review Fees	\$ 9,348.30	\$ 4,674.15	\$ 3,877.05	\$ 6,268.00	\$ 24,167.50
					\$ -
SUBTOTAL - BUILDING AND SAFETY FEE-RELATED	\$ 68,029.30	\$ 63,068.65	\$ 62,273.05	\$ 69,193.50	\$ 262,564.50
BUILDING SAFETY - NON-FEE RELATED					
Misc Code Enforcement	\$ -	\$ -	\$ -	\$ -	\$ -
ORDINANCE DEVELOP (LIST)					
Water Efficient Landscaping	\$ -	\$ -	\$ -	\$ -	\$ -
New Building Code	\$ -	\$ -	\$ -	\$ 1,134.00	\$ 1,134.00
SUBTOTAL - BUILDING AND SAFETY NON-FEE RELATED	\$ -	\$ -	\$ -	\$ 1,134.00	\$ 1,134.00
FY TOTAL BUILDING SAFETY	\$ 68,029.30	\$ 63,068.65	\$ 62,273.05	\$ 70,327.50	\$ 263,698.50
FY TOTAL COST - Billable Hours	\$ 114,055.60	\$ 108,418.35	\$ 100,194.95	\$ 105,723.60	\$ 428,392.50

INVOICE - HOURS/COST SUMMARY					
	July 2024	August 2024	September 2024	October 2024	FY Total
Non-Billable Costs					
ENGINEERING FEE RELATED					
Council Meeting Attendance (-3hrs)	\$ 747.00	\$ 489.50	\$ 267.00	\$ 267.00	\$ 1,770.50
Tract 54063 Inspection	\$ -	\$ -	\$ -	\$ -	\$ -
Lot Line Adjustment	\$ -	\$ -	\$ -	\$ -	\$ -
Misc. Engineering Fees	\$ -	\$ -	\$ -	\$ -	\$ -
SCE Encroachment Permit	\$ -	\$ -	\$ -	\$ -	\$ -
LV Merger 24895	\$ 491.00	\$ 1,406.50	\$ -	\$ -	\$ 1,897.50
Minor Accommodation	\$ -	\$ -	\$ -	\$ -	\$ -
Kardashian Merger	\$ -	\$ -	\$ 400.50	\$ -	\$ 400.50
ENGINEERING - SUBTOTAL FEE RELATED	\$ 1,238.00	\$ 1,896.00	\$ 667.50	\$ 267.00	\$ 4,068.50
PLANNING - FEE RELATED					
CUPS, LLA's, Variances, Exceptions, etc.	\$ -	\$ -	\$ -	\$ -	\$ -
VTM 63567	\$ -	\$ -	\$ -	\$ -	\$ -
Minor Accommodation at 6007 Clear Valley	\$ 133.50	\$ -	\$ -	\$ -	\$ 133.50
5544 Hoback Glenn	\$ -	\$ -	\$ -	\$ -	\$ -
24130 Lupin Hill Road Variance	\$ 173.75	\$ -	\$ -	\$ -	\$ 173.75
Lot Merger	\$ -	\$ 89.00	\$ -	\$ -	\$ 89.00
SUBTOTAL - PLANNING FEE RELATED	\$ 307.25	\$ 89.00	\$ -	\$ -	\$ 396.25
FIRE HOURS					
Fire Hours (+8hrs)	\$ -	\$ -	\$ -	\$ -	\$ -
SUBTOTAL - PLANNING FEE RELATED	\$ -	\$ -	\$ -	\$ -	\$ -
TOTAL NON-BILLABLE COST	\$ 1,545.25	\$ 1,985.00	\$ 667.50	\$ 267.00	\$ 4,464.75
FISCAL YEAR GRAND TOTAL	\$ 115,600.85	\$ 110,403.35	\$ 100,862.45	\$ 105,990.60	\$ 432,857.25



Fees Report: Summary
City of Hidden Hills - Building & Safety Department
10/1/2024 to 10/31/2024

code	description	fees
2435	Bonds & Deposits	\$33,500.00
300	SMIP	\$554.96
400	CBSC	\$175.00
4613	Building	\$131,610.60
4613.1	Building Geotech	\$9,643.08
4614	Planning	\$1,179.00
4616	C&D Recycling	\$1,206.00
500	CASp	\$60.00
5000	Convenience Fee	\$170.00
5001	Technology Fee	\$5,769.27
Total Fees		\$183,867.91
Total Valuation		\$2,568,287.96

A handwritten signature in black ink, appearing to be a stylized 'A' or similar character, is written over the 'Total Fees' line of the table.



INVOICE

RECEIVED NOV 12 2024

#8

CITY OF AGOURA HILLS

30001 Ladyface Court
Agoura Hills, California 91301
Phone (818) 597-7300

Customer Number: 01-053

Invoice Number: 202411052169

Invoice Date: 11/05/2024

Due Date: 12/05/2024

P.O. #:

CITY OF HIDDEN HILLS
6165 Spring Valley Rd
Hidden Hills CA 91302

ITEM DESCRIPTION	UNITS	TYPE	PRICE	AMOUNT
WATERSHED MGMT	N/A		N/A	2,590.27



24-25 CIMP Allocation

GL Acct 5730 NPDES / Environmental
Fund Acct Gen Fund Grant
Project/Event
Reviewed by [Signature] Date 11/12/24
Approved by [Signature]
Date 11/19/2024

*****THANK YOU*****

TOTAL DUE

\$2,590.27

ATTACHMENT "A"

Effective as of July 1, 2023

EXHIBIT B-1

MALIBU CREEK WATERSHED COST SHARING TABLES

Table A1. Estimated Consultant Contract Costs for CIMP

Item		Fiscal Year 2023-2024	Fiscal Year 2024-2025	Fiscal Year 2025-2026	Fiscal Year 2026-2027 ⁽²⁾
Consultant Contract Cost	(a)	\$845,661.00	\$812,418.00	\$1,335,386.00	\$75,079.00
Management Fee	(b) = (a) x 5%	\$42,283.05	\$40,620.90	\$66,769.30	\$3,753.95
LACFCD 5% Allocation	(c) = ((a) + (b)) x 5%	\$44,397.20	\$42,651.95	\$70,107.77	\$3,941.65
Total Cost to be Shared ⁽³⁾	(d) = (a) + (b) - (c) + \$3,500	\$847,046.85	\$813,886.96	\$1,335,547.54	\$78,391.30
Total Cost Per Year	(e) = (c) + (d)	\$891,444.05	\$856,538.90	\$1,405,655.30	\$82,332.95
Contract Contingency ⁽¹⁾	(f) = (e) x 10%	\$89,144.41	\$85,653.89	\$140,565.53	\$8,233.30

- (1) Only invoice through special agreement, and written authorization by PARTIES.
(2) Consultant costs for completing the July 2025-June 2026 Annual Report and conducting associated meetings.
(3) "Total Cost to be Shared" includes up to \$3,500 per fiscal year for Agoura Hills to pay the regional membership CASQA FEE on behalf of the PARTIES, except for the LACFCD since it has its own CASQA membership and pays for it separately.

Table A2. Cost Share Allocation Formula for CIMP

Party	Acres	Percent of Area ⁽²⁾	Fiscal Year 2023-2024 ⁽³⁾	Fiscal Year 2024-2025 ⁽³⁾	Fiscal Year 2025-2026 ^{(3) (4)}	Fiscal Year 2026-2027 ⁽³⁾	Total Cost
City of Agoura Hills	5,178	15.7%	\$132,941.58	\$127,737.23	\$209,610.36	\$12,303.29	\$482,592.46
City of Calabasas	4,941	15.0%	\$126,856.77	\$121,890.62	\$200,016.38	\$11,740.16	\$460,503.93
City of Hidden Hills	105	0.3%	\$2,695.80	\$2,590.27	\$4,250.50	\$249.49	\$9,786.06
City of Westlake Village	3,540	10.7%	\$90,887.06	\$87,329.04	\$143,302.57	\$8,411.29	\$329,929.96
County of Los Angeles Unincorporated	19,228	58.3%	\$493,665.64	\$474,339.79	\$778,367.73	\$45,687.07	\$1,792,060.23
Los Angeles County Flood Control District ⁽¹⁾	-	-	\$44,397.20	\$42,651.95	\$70,107.77	\$3,941.65	\$161,098.56
Totals	32,992	100%	\$891,444.05	\$856,538.90	\$1,405,655.30	\$82,332.95	\$3,235,971.20

- (1) Los Angeles County Flood Control District's cost share equals 5% of total costs as expressed by "c" in Table A1.
(2) Based on percent of land in each Party area of the EWMP area (excludes Angeles National Forest land).
(3) Percent of Area multiplied by Item "d" of Table A1 for corresponding year; LACFCD cost is determined by Item "c" of Table A1. Totals include the 5% management fee.
(4) Fiscal Year 2025-2026 includes an optional task for a full watershed management plan update in the amount of \$287,422. Written concurrence in support of the optional task from each agency representatives shall be made prior to the invoicing of the pro rata share.

9

California Public Policy Group, Inc.
1127 11th St Ste 300
Sacramento, CA 95814 US
admin@publicpolicygroup.com



BILL TO
Hidden Hills, City of
Gloria Molleda
Acting City Manager
6165 Spring Valley Road
Hidden Hills, CA 91302

INVOICE 1046

DATE 12/01/2024 TERMS Net 15

DUE DATE 12/15/2024

DATE	ACCOUNT SUMMARY	AMOUNT
11/01/2024	Balance Forward	2,500.00
	Other payments and credits after 11/01/2024 through 11/30/2024	-2,500.00
12/01/2024	Other invoices from this date	0.00
	New charges (details below)	2,500.00
	Total Amount Due	2,500.00

DATE	DESCRIPTION	RATE	AMOUNT
11/30/2024	State Lobbying Services November monthly retainer	2,500.00	2,500.00

TOTAL OF NEW CHARGES 2,500.00

TOTAL DUE \$2,500.00

PAID
12/4/24

GL Acct 5250 Election / Legislation
Fund Acct Gen Fund Grant _____
Project/Event _____
Reviewed by [Signature] Date 12/2/24
Approved by Gloria Molleda
Date 12/3/2024

#10

Invoice

HF&H Consultants, LLC
 Managing Tomorrow's Resources Today
 590 Ygnacio Valley Road, Suite 105
 Walnut Creek, CA 94596
 (925) 977-6965

August 19, 2024

Project No: S7052

Invoice No: 9721429

City of Hidden Hills
 Attn: Dirk Lovett
 City Engineer
 6165 Spring Valley Road
 Hidden Hills, CA 91302

Project S7052 Hidden Hills - 2024 SW Procurement

Professional Services from July 01, 2024 to July 31, 2024

 Task 0002 Prepare & Issue Requests for Proposals

 Subtask 0C Prepare Draft RFP & Agreement

Professional Personnel

	Hours	Rate	Amount	
Graciarena, Cameron	1.25	195.00	243.75	
Mainolfi, Philip	18.50	305.00	5,642.50	
Totals	19.75		5,886.25	
Total Labor				5,886.25

Total this Subtask \$5,886.25

 Subtask 0D Revise RFP & Agreement

Professional Personnel

	Hours	Rate	Amount	
Del Rosario, Karla	18.50	230.00	4,255.00	
Ezzet, Laith	7.25	349.00	2,530.25	
Totals	25.75		6,785.25	
Total Labor				6,785.25

Total this Subtask \$6,785.25

 Subtask 0F Prepare & Attend Proposers' Conference

Professional Personnel

	Hours	Rate	Amount	
Del Rosario, Karla	10.00	230.00	2,300.00	
Totals	10.00		2,300.00	
Total Labor				2,300.00

Total this Subtask \$2,300.00**Total this Task \$14,971.50****Billing Limits**

	Current	Prior	To-Date
Total Billings	14,971.50	64,933.75	79,905.25
Limit			150,000.00
Remaining			70,094.75

Thank you for your payment.

GL Acct 5730 NPDES/Environmental
Fund Acct GratFund Grant
Project/Event Solid Waste Collection
Reviewed by Dirk Lovett Date 11/12/24
Approved by Shirley Mahesh
Date 11/18/24

Invoice

HF&H Consultants, LLC
Managing Tomorrow's Resources Today
590 Ygnacio Valley Road, Suite 105
Walnut Creek, CA 94596
(925) 977-6965

11

September 17, 2024
 Project No: S7052
 Invoice No: 9721499

City of Hidden Hills
 Attn: Dirk Lovett
 City Engineer
 6165 Spring Valley Road
 Hidden Hills, CA 91302

Project S7052 Hidden Hills - 2024 SW Procurement
Professional Services from August 01, 2024 to August 31, 2024

Task 0002 Prepare & Issue Requests for Proposals

Subtask 0G Prepare Addenda

Professional Personnel

	Hours	Rate	Amount
Del Rosario, Karla	10.50	230.00	2,415.00
Ezzet, Laith	4.75	349.00	1,657.75
Mainolfi, Philip	6.75	305.00	2,058.75
Totals	22.00		6,131.50
Total Labor			6,131.50

Total this Subtask \$6,131.50

Total this Task \$6,131.50

Billing Limits

Total Billings
 Limit
 Remaining
 Approved by *Glorie Maltby*
 Date 11/18/24

Prior	To-Date
79,905.25	86,036.75
	150,000.00
	63,963.25

Total this Invoice \$6,131.50



Thank you for your payment.

Invoice

HF&H Consultants, LLC
Managing Tomorrow's Resources Today
590 Ygnacio Valley Road, Suite 105
Walnut Creek, CA 94596
(925) 977-6965

#12

ok to pay

November 11, 2024

Project No: S7052

Invoice No: 9721659

City of Hidden Hills
Attn: Dirk Lovett
City Engineer
6165 Spring Valley Road
Hidden Hills, CA 91302

Project S7052 Hidden Hills - 2024 SW Procurement

Professional Services from October 01, 2024 to October 31, 2024

Task 0002 Prepare & Issue Requests for Proposals

Subtask 0C Prepare Draft RFP & Agreement

Professional Personnel

	Hours	Rate	Amount
Mainolfi, Philip	9.75	305.00	2,973.75
Totals	9.75		2,973.75
Total Labor			2,973.75
Total this Subtask			\$2,973.75

Subtask 0G Prepare Addenda

Professional Personnel

	Hours	Rate	Amount
Del Rosario, Karla	6.00	230.00	1,380.00
Ezzet, Laith	2.75	349.00	959.75
Totals	8.75		2,339.75
Total Labor			2,339.75
Total this Subtask			\$2,339.75
Total this Task			\$5,313.50

ENTERED
12/5/24

Task 0003 Review & Evaluate Proposals

Subtask 0A Review Proposals for Completeness

Professional Personnel

	Hours	Rate	Amount
Barboza, Caitlin	4.50	220.00	990.00
Del Rosario, Karla	4.25	230.00	977.50
Totals	8.75		1,967.50
Total Labor			1,967.50
Total this Subtask			\$1,967.50

5730 NPDES/Environmental
Fund Acct Gen Fund GrantSubtask 0B Evaluate Proposals Waste Hauler Consultant
Reviewed by Dirk Lovett Date 11/26/24

Thank you for your payment.

Approved by [Signature]
Date 12/3/2024

Professional Personnel

	Hours	Rate	Amount	
Del Rosario, Karla	16.75	230.00	3,852.50	
Ezzet, Laith	7.50	349.00	2,617.50	
Graciarena, Cameron	2.50	195.00	487.50	
Totals	26.75		6,957.50	
Total Labor				6,957.50
Total this Subtask				\$6,957.50

Subtask	0C	Prepare Follow-Up Questions
---------	----	-----------------------------

Professional Personnel

	Hours	Rate	Amount	
Del Rosario, Karla	20.75	230.00	4,772.50	
Ezzet, Laith	5.75	349.00	2,006.75	
Mainolfi, Philip	10.75	305.00	3,278.75	
Totals	37.25		10,058.00	
Total Labor				10,058.00
Total this Subtask				\$10,058.00

Subtask	0D	Review Responses & Clarifications
---------	----	-----------------------------------

Professional Personnel

	Hours	Rate	Amount	
Del Rosario, Karla	4.50	230.00	1,035.00	
Ezzet, Laith	.50	349.00	174.50	
Totals	5.00		1,209.50	
Total Labor				1,209.50
Total this Subtask				\$1,209.50

Subtask	0E	Discuss Preliminary Evaluation
---------	----	--------------------------------

Professional Personnel

	Hours	Rate	Amount	
Del Rosario, Karla	5.50	230.00	1,265.00	
Totals	5.50		1,265.00	
Total Labor				1,265.00
Total this Subtask				\$1,265.00
Total this Task				\$21,457.50

Billing Limits	Current	Prior	To-Date
Total Billings	26,771.00	87,707.75	114,478.75
Limit			150,000.00
Remaining			35,521.25

Total this Invoice **\$26,771.00**

13

INVOICE

Remit to:

County of Los Angeles Department of Animal Care & Control
Attn: Accounts Receivable
5898 Cherry Avenue
Long Beach, California 90805

City Name
City of Hidden Hills

Invoice Date	Due Date
11/25/2024	12/25/2024
AR Dept.	Dept. Revenue Source
AN	R905
Amount Due	Amount Enclosed
\$ 2,021.15	

Payment Method: Check ☐ Money Order ☐

Please write Invoice Number on front of

Check or Money Order. DO NOT MAIL CASH

Bill to: **City of Hidden Hills**
Finance Department - Accounts Payable
6165 Spring Valley Road
Hidden Hills, CA 91302

☐ Please check if address has changed. Write correct address on back of stub and attach with payment

Please detach the above stub and return with your remittance payable to Department of Animal Care and Control.



ORIGINAL

Page: 1 of 1

City Name	Invoice Date
Hidden Hills	November 25, 2024

INVOICE CHARGES

Description	# of Units	Rates	Charges
HOUSING COSTS FOR THE MONTH OF October 2024			
Kennel Services			
Dogs and Cats	2	Each 16 Days \$ 697.36	\$ 1,394.72
Other Animals		Each Days included	\$ -
Special Intake/Quarantine Housing		Each Days \$ 87.17	\$ -
Dead Animal Disposal		Each included	\$ -
Alternatives to Care Center Admissions	1727	Per Capita \$ 0.70	\$ 100.74
Private Vet Costs		Each varies	\$ -
Field Services	3.5	Hours \$ 156.20	\$ 546.70
Animal License Enforcement Services		Hours \$ 110.47	\$ -
License Processing Costs	9	Licenses \$ 5.54	\$ 49.86
Court Reporter		varies	\$ -
Liability Trust Fund (3.5% Field and Canvassing Services)	3.5%	Monthly	\$ 19.13
Billing Adjustment		varies	\$ -
Administrative Services		Hours \$ 139.15	\$ -
TOTAL COSTS FOR OCTOBER			\$ 2,111.15



GL Acct 5640 Animal Care
Fund Acct Gen Fund Grant

CREDITS		Project/Event		Credits	
Impound Fees Collected	Reviewed by	<u>[Signature]</u>	Date	<u>11/25/24</u>	\$ -
Daily Housing Fees Collected					\$ -
Private Vet Fees Collected					\$ -
Owner Surrender Donation Collected	Approved by	<u>[Signature]</u>			\$ -
Animal License Fees Collected				Licenses	\$ 90.00
Animal Penalty Fees Collected	Date	<u>12/3/24</u>		Licenses	\$ -
Field Enforcement Fees Collected					\$ -
TOTAL CREDITS FOR OCTOBER					\$ 90.00

Reviewed by [Signature] Date 11/25/24
Approved by [Signature] Date 12/3/24

Due and payable within 30 days after the invoice date. Make check payable to:

County of Los Angeles Department of Animal Care and Control.

If you have any questions regarding the invoice, please call (562) 379-9718.

October 2024 NET CITY COST \$ 2,021.15

County of Los Angeles
Department of Animal Care and Control

City/Service Description			2024-25 Rates			Jul-24			Aug-24			Sep-24			Oct-24			Nov-24			Dec-24			Jan-25		
						Animal	Unit	Amount	Animal	Unit	Amount	Animal	Unit	Amount	Animal	Unit	Amount	Animal	Unit	Amount	Animal	Unit	Amount	Animal	Unit	Amount
Hidden Hills																										
Monthly Cost																										
Kennel Services - Dogs & Cats	Impound	\$ 697.36	0	0	\$ -	0	0	\$ -	0	0	\$ -	2	16	\$ 1,394.72	0	0	\$ -	0	0	\$ -	0	0	\$ -			
Kennel Services - Other Animals	Impound	included	0	0	\$ -	2	2	\$ -	1	1	\$ -	0	0	\$ -	0	0	\$ -	0	0	\$ -	0	0	\$ -			
Special Intake/Quarantine Housing	Days	\$ 87.17	0	0	\$ -	0	0	\$ -	0	0	\$ -	0	0	\$ -	0	0	\$ -	0	0	\$ -	0	0	\$ -			
Dead Animal Disposal	Each	included		2	\$ -			\$ -			1	\$ -		0	\$ -			0	\$ -			0	\$ -			
Alternatives to Care Center Admissions	Per Capita	\$ 0.70		1727	\$ 100.74		1727	\$ 100.74			1727	\$ 100.74		1727	\$ 100.74			0	\$ -			0	\$ -			
Private Vet Costs	Each	varies		0	\$ -			\$ -			0	\$ -		0	\$ -			0	\$ -			0	\$ -			
Field Services	Hours	\$ 156.20		1	\$ 156.20		3.5	\$ 546.70			0.5	\$ 78.10		3.5	\$ 546.70			0	\$ -			0	\$ -			
Animal License Enforcement Services	Hours	\$ 110.47		0	\$ -			\$ -			0	\$ -		0	\$ -			0	\$ -			0	\$ -			
License Processing Costs	Licenses	\$ 5.54		18	\$ 99.72		10	\$ 55.40			3	\$ 16.62		9	\$ 49.86			0	\$ -			0	\$ -			
Court Reporter		varies			\$ -			\$ -				\$ -			\$ -				\$ -				\$ -			
Liability Trust Fund	Monthly	3.50%			\$ 5.47			\$ 19.13				\$ 2.73			\$ 19.13				\$ -				\$ -			
Billing Adjustment					\$ -			\$ -				\$ -			\$ -				\$ -				\$ -			
Administrative Services	Hours	\$ 139.15		0	\$ -			\$ -			0	\$ -		0	\$ -			0	\$ -			0	\$ -			
Net ACC Cost					\$ 362.13			\$ 721.97				\$ 198.19			\$ 2,111.15				\$ -				\$ -			
Monthly Credit																										
Impound Fees Collected					\$ -			\$ -				\$ -			\$ -				\$ -				\$ -			
Daily Housing Fees Collected					\$ -			\$ -				\$ -			\$ -				\$ -				\$ -			
Private Vet Fees Collected					\$ -			\$ -				\$ -			\$ -				\$ -				\$ -			
Owner Surrender Donation Collected					\$ -			\$ -				\$ -			\$ -				\$ -				\$ -			
Animal License Fees Collected				18	\$ 350.00		10	\$ 230.00			3	\$ 35.00		9	\$ 90.00			0	\$ -			0	\$ -			
Animal Penalty Fees Collected				0	\$ -			\$ -			0	\$ -		0	\$ -			0	\$ -			0	\$ -			
Field Enforcement Fee Collected					\$ -			\$ -				\$ -			\$ -				\$ -				\$ -			
Total Credit					\$ 350.00			\$ 230.00				\$ 35.00			\$ 90.00				\$ -				\$ -			
Net City Cost					\$ 12.13			\$ 491.97				\$ 163.19			\$ 2,021.15				\$ -				\$ -			
Amount Paid					\$ 12.13			\$ 491.97				\$ 163.19			\$ -				\$ -				\$ -			
Outstanding Balance					\$ -			\$ -				\$ -			\$ 2,021.15				\$ -				\$ -			

City/Service Description	Unit	2024-25 Rates	Feb-25		Mar-25		Apr-25		May-25		Jun-25		FY 24/25 Animal total	FY 24/25 Unit Total	FY 24/25 Total		
		Animal	Unit	Amount	Animal	Unit	Amount	Animal	Unit	Amount	Animal	Unit	Amount				
Hidden Hills																	
Monthly Cost																	
Kennel Services - Dogs & Cats	Impound	\$ 697.36	0	0 \$	-	0	0 \$	-	0	0 \$	-	0	0 \$	-	2	16 \$	1,394.72
Kennel Services - Other Animals	Impound	included	0	0 \$	-	0	0 \$	-	0	0 \$	-	0	0 \$	-	3	3 \$	-
Special Intake/Quarantine Housing	Days	\$ 87.17	0	0 \$	-	0	0 \$	-	0	0 \$	-	0	0 \$	-	0	0 \$	-
Dead Animal Disposal	Each	included		0 \$	-		0 \$	-		0 \$	-		0 \$	-		3 \$	-
Alternatives to Care Center Admissions	Per Capita	\$ 0.70		0 \$	-		0 \$	-		0 \$	-		0 \$	-		1727 \$	402.96
Private Vet Costs	Each	varies		0 \$	-		0 \$	-		0 \$	-		0 \$	-		0 \$	-
Field Services	Hours	\$ 156.20		0 \$	-		0 \$	-		0 \$	-		0 \$	-		8.5 \$	1,327.70
							0 \$	-									
Animal License Enforcement Services	Hours	\$ 110.47		0 \$	-		0 \$	-		0 \$	-		0 \$	-		0 \$	-
License Processing Costs	Licenses	\$ 5.54		0 \$	-		0 \$	-		0 \$	-		0 \$	-		40 \$	221.60
Court Reporter		varies		\$	-		\$	-		\$	-		\$	-		\$	-
Liability Trust Fund	Monthly	3.50%		\$	-		\$	-		\$	-		\$	-		0 \$	46.46
Billing Adjustment				\$	-		\$	-		\$	-		\$	-		\$	-
Administrative Services	Hours	\$ 139.15		0 \$	-		0 \$	-		0 \$	-		0 \$	-		0 \$	-
Net ACC Cost				\$	-		\$	-		\$	-		\$	-		\$	3,393.44
Monthly Credit																	
Impound Fees Collected				\$	-		\$	-		\$	-		\$	-		\$	-
Daily Housing Fees Collected				\$	-		\$	-		\$	-		\$	-		\$	-
Private Vet Fees Collected				\$	-		\$	-		\$	-		\$	-		\$	-
Owner Surrender Donation Collected				\$	-		\$	-		\$	-		\$	-		\$	-
Animal License Fees Collected			0	\$	-		0 \$	-		0 \$	-		0 \$	-		40 \$	705.00
Animal Penalty Fees Collected			0	\$	-		0 \$	-		0 \$	-		0 \$	-		0 \$	-
Field Enforcement Fee Collected				\$	-		\$	-		\$	-		\$	-		\$	-
Total Credit				\$	-		\$	-		\$	-		\$	-		\$	705.00
Net City Cost				\$	-		\$	-		\$	-		\$	-		\$	2,688.44
Amount Paid				\$	-		\$	-		\$	-		\$	-		\$	667.29
Outstanding Balance				\$	-		\$	-		\$	-		\$	-		\$	2,021.15

#14-15

RECEIVED NOV 18 2024

INVOICE

Remit to:

LA County Sheriff's Department
P.O. Box 512816
Los Angeles CA 90051-0816

Bill to:

HIDDEN HILLS
6165 SPRING VALLEY RD.
HIDDEN HILLS CA 91302-1246

Customer Name HIDDEN HILLS		
Customer Number C004001	Invoice Number 251021TZ	Invoice Date 11-12-24
	ARDept/BPRO	Due Date 01-11-25
	SH:CCLE	Revenue Source 9317
	Tax ID 95-6000927	Amount Enclosed
	Amount Due \$43,122.52	

Payment Method: Check ☐ Money Order ☐

Please write Invoice No on front of check or Money Order. DO NOT MAIL CASH

☐ Please check if address has changed. Write correct address on back of stub and attach with payment

Please detach the above stub and return with your remittance payable to LA County Sheriff's Department



Sheriff
ORIGINAL

Service From	Service To	Unit	Unit Name	Customer Number	Invoice Number	Invoice Date	
10-01-24	10-31-24	75770	Malibu/Lost Hills Station-Contract Cities	C004001	251021TZ	11-12-24	
Invoice Charges							
Ref Line No.	Service Code	Service	Description	Liab	Ins Service Units	Unit Price	Charges/Credit
1	278	Special Assignment Deputy	LAW ENF. SERVICES	X	0.200	27948.750000	\$5,589.75
2	307	Deputy Svc Unit, 56 Hrs	LAW ENF. SERVICES	X	0.500	43041.080000	\$21,520.54
3	340	Law Enf. Technician w/ veh	LAW ENF. SERVICES	X	0.070	10283.350000	\$719.83
4	422	Grant Motor	LAW ENF. SERVICES	X	0.500	21002.020000	\$10,501.01
Subtotal							\$38,331.13

ENTERED
12/15/24

Other Charges	
Description	Charges
12.5% LIABILITY INSURANCE	\$4,791.39
TOTAL OTHER Charges	\$4,791.39

Credit Payments Applied	\$0.00
Total Amount Due By 01-11-25	\$43,122.52

Please include your invoice number on all payments. MAKE CHECK PAYABLE TO: LOS ANGELES COUNTY SHERIFF'S DEPARTMENT P.O. Box 512816, Los Angeles, CA 90051-0816. Direct Inquiries to: 211 W. Temple St, 6th floor Los Angeles, CA 90012 (213) 229-3324. Payments received after the due date are subject to interest penalties, as stated in the agreement. Interest accrued plus the principal amount will be charged for late payments.

Act 5006 Police Protection/STAR
Grant Cops Fund
Project/Event Sheriff services
Reviewed by [Signature] Date 11/18/24
Approved by [Signature]
Date 11/19/24

16028 C004001 HIDDEN HILLS

UNIT: 75770 ✓

ID: 251021TZ

Service Dates: 10/01/24-10/31/24

Invoice Print Date: 11/12/24

Invoice Due Date: 01/11/25

Ref. Line No.	Service Code	Service Unit Description	Liab Ins	Actual Service Units	Unit Price	Charges / Credit
1	278 ✓	Special Assignment Deputy, Non-Relief	X	0.200 ✓	27,948.75	5,589.75
2	307 ✓	Deputy Sheriff Service Unit, 56 hour	X	0.500 ✓	43,041.08	21,520.54
3	340 ✓	Law Enforcement Technician (with Vehicle)	X	0.070 ✓	10,283.35	719.83
4	422 ✓	Grant Motor Deputy, Non-Relief	X	0.500 ✓	21,002.02	10,501.01
5						
6						
7						
8						
9						
10						
11						
12						
13						
14						
15						
		Subtotal				\$ 38,331.13
		12.5% LIABILITY INSURANCE				\$ 4,791.39
		Total Amount Due				\$ 43,122.52

LIABILITY:

Fund SJ9 ✓
 Dept NJ ✓
 Unit 55082 ✓
 RSRC C034 ✓

SPECIAL ACCOUNTS UNIT:SPECIAL ACCOUNTS UNIT: TZ**DATE**

11/05/24

APPROVAL LEVEL 1: 28APPROVAL LEVEL 2: 11/7/24

APPROVAL LEVEL 3: _____

*Please note that payments received after the due date are subject to interest panalties, as stated in the agreement. Interest accrued plus principal amount will be charged for late payments.

CITY OF HIDDEN HILLS

GRANTS BILLING

10/01/24-10/31/24

FY 2024-25

SERVICE			ANNUAL	MONTHLY	LIAB. INS.	TOTAL
CODE	UNIT	POSITION	RATE	CHARGE	12.5%	AMOUNT
422	0.500	Grant Motor Deputy, Non-Relief	252,024.28	10,501.01	1,312.63	11,813.64
TOTAL:				<u>\$ 10,501.01</u>	<u>\$ 1,312.63</u>	<u>\$ 11,813.64</u>

RECEIVED DEC 2 2024

Approved by [Signature]
Date 12/3/2011

CITY OF HIDDEN HILLS
CLIENT NO. 16028
SPECIAL EVENTS SERVICE STATEMENT

RANK	NO. OF PERSONNEL	TOTAL HOURS/ MILES	RATE	CHARGE (S/C 398)	12.50% LIAB INS	TOTAL CHARGES
NAME OF EVENT:		HALLOWEEN HAUNT				
DATE OF EVENT:		10/31/24 - 10/31/24				
CONTROL NUMBER:		25RE01 0551				
Deputy, Generalist (DSG)	2	14.00	97.66	1,367.24	170.91	1,538.15
Deputy, Generalist Observer/Motor			103.17	0.00	0.00	0.00
Deputy, Bonus I (B-1)			106.14	0.00	0.00	0.00
Deputy, Bonus I (MFTO)			117.81	0.00	0.00	0.00
Deputy, Bonus I (Motor)			112.13	0.00	0.00	0.00
Deputy, Bonus II (B-2)			128.06	0.00	0.00	0.00
Deputy, Bonus II (SEB/ESD)			135.29	0.00	0.00	0.00
Deputy, Reserve (S/R)	1	7.00	72.88	510.16	63.77	573.93
Sergeant (SGT)			128.64	0.00	N/A	0.00
Sergeant, SEB/ESD			135.91	0.00	0.00	0.00
Lieutenant (LT)			154.44	0.00	N/A	0.00
Captain			196.23	0.00	N/A	0.00
Community Service Assistant (CSA)			36.24	0.00	0.00	0.00
Custody Assistant			61.99	0.00	0.00	0.00
Law Enforcement Technician (LET)			55.62	0.00	0.00	0.00
Operations Assistant I (OA1)			53.74	0.00	N/A	0.00
Security Officer			47.74	0.00	0.00	0.00
Sheriff Station Clerk I			44.67	0.00	N/A	0.00
Sheriff Station Clerk II			50.65	0.00	N/A	0.00
Forensic ID Specialist II			93.81	0.00	N/A	0.00
Information Systems Analyst I			82.32	0.00	N/A	0.00
SUB-TOTAL	3.00	21.00		\$1,877.40	\$234.68	\$2,112.08
B&W (Explorer)			1.41	0.00	N/A	0.00
B&W Sedan Large (Crown Victoria)			1.39	0.00	N/A	0.00
B&W Sedan Large (Crown Victoria)			1.39	0.00	N/A	0.00
Trucks less than 10,000 lbs.			0.72	0.00	N/A	0.00
TOTAL	0.00	0.00		0.00	0.00	0.00
	3.00	21.00		1,877.40	234.68	2,112.08

FY 2024-2025

PREPARED BY: Mynor Rodriguez

Third-party checks are not accepted.

95770/MALIBU/LOST HILLS STATION

9317/398/C034

***Please note that payments received after the due date are subject to interest panalties, as stated in the agreement. Interest accrued plus principal amount will be charged for late payments.**

COUNTY OF LOS ANGELES
SHERIFF'S DEPARTMENT
"A Tradition of Service Since 1850"

DATE: November 14, 2024

FILE NO:

OFFICE CORRESPONDENCE

FROM: JENNIFER L. SEETOO, CAPTAIN **TO:** ANDREW B. CRUZ, CAPTAIN
MALIBU/LOST HILLS STATION CONTRACT LAW ENFORCEMENT
BUREAU

SUBJECT: REQUEST FOR SPECIAL EVENT BILLING – SEC #25RE010551

Law enforcement services were provided as follows:

EVENT SPONSOR: City of Hidden Hills
EVENT NAME: HALLOWEEN HAUNT
EVENT DATE(S): October 31, 2024
LOCATION: Hidden Hills Service Area

<u>Date</u>	<u>Name</u>	<u>Emp.#</u>	<u>Rank</u>	<u>Assignment</u>	<u>Hours</u>
10-31-2024	De Matteo, Mason	533002	DSG	Malibu/Lost Hills	7
10-31-2024	Baldi, Richard	519439	DSG	Malibu/Lost Hills	7
				Total Hours:	14
10-31-2024	Vigil, Richard	539688	S/R	Malibu/Lost Hills	7
				S/R Total Hours:	7
				Grand Total Hours:	21

The following mileage was reported:

Vehicle #	Make / Model	Miles Driven
None	None	None

I have reviewed the above request and found it conforms to the guidelines established under Field Operations Directive 86-47, Contract City Special Events (CCSE) Overtime Administration.

SPECIAL EVENT BILLING
SEC #25RE010551

-2-

November 14, 2024

Please initiate billing to the concerned party. If you have any questions regarding this request, please contact Law Enforcement Technician Michelle Gardoni at (818) 878-5509.

JLS:mg



R P BARRICADE INC

1200 Lawrence Drive • Suite 150
Newbury Park, CA 91320

(805) 499-6605 • FAX (805) 499-6011

BARRICADES • LIGHTS • CONES • SIGNS • DELINEATORS • ARROW BOARDS • CLOSURES

VETERAN OWNED

Contractor's License #785673-#C-31
ISN #400-456463 MTA-8858
CA SM BUS. (MICRO) #1042538
ATSSA Trained TCT, TCS, FT, NTCWZ



17

PLEASE REMIT TO:
R.P. BARRICADE, INC.
587 N VENTU PARK RD. 906E
NEWBURY PARK CA 91320-2723
www.rpbarricade.com

RECEIVED NOV 25 2024

INVOICE

BILL TO: CITY OF HIDDEN HILLS
6165 SPRING VALLEY ROAD
HIDDEN HILLS CA 91302

INVOICE #: 65420
INVOICE DATE: 11/14/2024
CONTRACT #: 35154

SHIP TO: CITY OF HIDDEN HILLS
23501 LONG VALLEY RD
HIDDEN HILLS CA

PO#: _____

CUSTOMER: CIT109
TEL: 818-888-9281
TERMS: NET 30

PAGE: 1

* * * * * MONTHLY CYCLE BILLING * * * * *

PRODUCT #	DESCRIPTION	DATE/TIME OUT	BILLED THRU	STATUS	QTY	UNIT PRICE	AMOUNT
AXRH001-0048	CUSTOM NOTICE SIGN48"HIP/TYPE3	MON AUG 12/2024 7:00AM	THU SEP 12/2024 7:00AM	OUT	1	96.00	96.00
AXRH001-0048	CUSTOM NOTICE SIGN48"HIP/TYPE3	MON AUG 12/2024 7:00AM	THU SEP 12/2024 7:00AM	OUT	1	96.00	96.00

TOT RENTALS: 192.00 TOT SALES: .00 TOT SERVICES: .00 SUBTOTAL: 192.00

NO TAX

TOTAL: 192.00

BALANCE DUE: 192.00



GL Acct 5903 Long Valley Project
Fund Acct Measure R Grant
Project/Event Long Valley Parking Lot
Reviewed by Dirk Lovett Date 11/25/24
Approved by Maier
Date 12/3/2024

TERMS AND CONDITIONS

CUSTOMER ACKNOWLEDGES: All goods and other items described herein shall be referred to as "equipment". Customer acknowledges receipt of said equipment in good working condition and repair. If the equipment is being rented and upon expiration of customer's use thereof, customer assumes all risk of loss or damage to the equipment from any cause and agrees to return it to **R.P. Barricade, Inc.** in the same condition as it was received from **R.P. Barricade, Inc.** with the exception of normal wear and tear. **R.P. Barricade, Inc.** or their appointed agent will determine normal wear and tear. All determinations made by **R.P. Barricade, Inc.** are final. If the equipment is not returned to **R.P. Barricade, Inc.** for any reason, customer shall pay to **R.P. Barricade, Inc.** the replacement cost of the equipment. If no replacement cost is designated herein, customer shall pay the actual cost of replacing the equipment at the time of replacement. *All sales are final and, except in special situations, as noted in writing in a separate agreement, R. P. Barricade, Inc. will not restock or repurchase any items sold herein.*

CUSTOMER AGREES: Not to move said equipment to any other job without prior consent of **R. P. Barricade, Inc.** in order for **R. P. Barricade, Inc.** to maintain its Mechanic's Lien and all legal rights; to assume sole responsibility for proper placing of said equipment on the job location; to indemnify **R. P. Barricade, Inc.** against all loss, damage, injury, expense and penalty arising from any action or claim including Acts of God and/or third parties due to any injury to a person or property of any character whatsoever occasioned by the operation, handling, transportation, storage and/or use of any of the equipment. Customer waives all claims against **R. P. Barricade, Inc.** for damages to any person or property arising for any reason and Customer agrees to indemnify and defend **R. P. Barricade, Inc.** for any such claims. Customer shall surrender rental equipment on demand of **R. P. Barricade, Inc.** for any reason or cause including lack of payment/insurance or misuse by customer of equipment. Acts of God and third parties do not release renter of any responsibilities regarding rental equipment.

THERE ARE NO WARRANTIES, EXPRESSED OR IMPLIED, RELATED IN ANY WAY OR MANNER TO THIS AGREEMENT, R. P. Barricade, Inc. DISCLAIMS ANY IMPLIED WARRANTY OF MERCHANTABILITY OR IMPLIED WARRANTY OF FITNESS FOR A PARTICULAR PURPOSE AND CUSTOMER AGREES THAT ALL EQUIPMENT IS SOLD "AS IS."

Customer also agrees that if any goods or other items ordered are not picked up by the customer, or if customer fails to provide delivery instructions, **R. P. Barricade, Inc.** then reserves the right to immediately bill customer for the contract price of said order.

TERMS: NET 30 DAYS. *Customer understands and agrees to the following terms and conditions. All invoices are net 30 days from invoice date. Any unpaid invoices will be subject to a late fee/finance charge and interest in the amount of 1.5% per month. Should it become necessary to submit this account to collection, applicant, by his/her signature on the face of this invoice, agrees to pay all collection costs including collection agency contingency fees (maximum allowed by state law), attorney fees in the amount of 30% of principal and interest and all court costs.*

Acceptance and agreement hereto is expressly conditioned upon Customer's consent to the terms and conditions set forth above. Receipt of the subject equipment shall constitute acceptance and agreement by the Customer to all provisions, terms and conditions herein and to the agreement.

#18

Rehab Building Company, Inc.

Invoice

17130 Van Buren Blvd #556
Riverside, Ca 92504

Date	Invoice #
12/5/2024	1444

Bill To
Studio MA Betty Navarro 17231 Sherman Way Van Nuys, CA 91406

		P.O. No.	Terms	Due Date	Project			
			Due on receipt	12/5/2024	HH-001			
Item	Description	Est Amt	Prior Amt	Prior %	Curr %	Total %	Amount	
02 Site Work	Site Work as referred to in Estimate - HH-001						6,744.00	
<div>GL Acct <u>5901 City Hall Improvement</u></div> <div>Fund Acct <u> </u> Grant <u> </u></div> <div>Project/Event <u>Council Chamber Remodel</u></div> <div>Reviewed by <u>LS</u> Date <u>12/6/24</u></div> <div>Approved by <u>[Signature]</u></div> <div>Date <u> </u></div>								
					Total			\$6,744.00
					Payments/Credits			\$0.00
					Balance Due			\$6,744.00



CSLB LIC# 991087

SUBTOTAL	\$5,620.00
Profit/Overhead	20%
Profit/Overhead	\$1,124.00
TAXES	INCLUDED
TOTAL	\$6,744.00

#19

Resolute

1215 K Street, Suite 1100
Sacramento, CA 95814
9167062677
laura@stephencompany.com

RESOLUTE**INVOICE****BILL TO**

Marcella Marlowe
City of Hidden Hills

INVOICE # 3278**DATE 12/02/2024****DUE DATE 12/12/2024****TERMS Net 10**

ACTIVITY	QTY	RATE	AMOUNT
Services Retainer for November 2024	1	2,500.00	2,500.00

BALANCE DUE

\$2,500.00GL Acct 5250 Election/LegislationFund Acct Gen Fund Grant Project/Event Reviewed by [Signature] Date 12/2/24Approved by [Signature]Date 12/3/2024

#20



T 213.626.8484
F 213.626.0078
Fed. I.D. No. 95-3292015

350 South Grand Avenue
37th Floor
Los Angeles, CA 90071

CONFIDENTIAL

This material is subject to the attorney-client privilege and/or attorney work product protection, or otherwise is privileged or confidential. Do not disclose the contents hereof. Do not file with publicly-accessible records.

CITY OF HIDDEN HILLS
THERESA HERNANDEZ
ACCOUNTING SPECIALIST
6165 SPRING VALLEY ROAD
HIDDEN HILLS, CA 91320

Invoice Date: November 30, 2024
Invoice Number: 250778
Matter Number: H3820-0001

Re: H3820-0001 GENERAL

For professional services rendered through October 31, 2024

Fees		171.00
Costs	GL Acct <u>5700 Legal Services</u>	
	Fund Acct <u>Gen Fund</u> Grant	0.00
Total Amount Due	Project/Event	\$171.00
	Reviewed by _____ Date _____	

Approved by [Signature]
Date 12/5/2024



TERMS: PAYMENT DUE UPON RECEIPT

PLEASE RETURN THIS PAGE WITH YOUR REMITTANCE TO

RICHARDS, WATSON & GERSHON
350 South Grand Avenue, 37th Floor
Los Angeles, CA 90071

RICHARDS WATSON GERSHON

21

StudioMA, Inc.

Date 12/2/2024

To City of Hidden Hills
Gloria Molleda, Interim City Manager
6165 Spring Valley Road
Hidden Hills, CA 91302

Project

Invoice # 131401

City of Hidden Hills
Mureau Road / Round Meadow Road
Entry Sequence Revisions

Design Development Design Development

4,600.00

GL Acct 5912 PM/Mureau Rd projectFund Acct Gas Tax Grant SB1Project/Event PM/MR Improvement projectReviewed by [Signature] Date 12/6/24Approved by [Signature]

Date _____

Total due upon receipt
Make check payable to:

Total this invoice

\$4,600.00

StudioMA, Inc

ID# 86-1067938

Please remit to:

22287 Mulholland Highway, Suite 623, Calabasas, CA 91302



INVOICE

RECEIVED DEC 2 2024

#22

Annual Permit Fees Required by Sections 13260 & 13269 of the California Water Code

FACILITY ID (WDID): 4 19M1000119
FACILITY NAME: PHASE I MS4

- , CA -

INVOICE NO: SW-0298340
BILLING PERIOD: 07/01/24 - 06/30/25
INVOICE DATE: 11/20/2024
INDEX NO: 613171

CITY OF HIDDEN HILLS
KERRY KALLMAN
6165 SPRING VALLEY ROAD
HIDDEN HILLS, CA 91302

Total Amount Due by
Friday, December 20, 2024

\$ 7,279.00

Invoice details are shown on the back

STATE WATER RESOURCES CONTROL BOARD Annual Permit Fee

Facility ID: 4 19M1000119

Billing Period: 07/01/24 - 06/30/25

Invoice No: SW-0298340

Amount Due:

\$ 7,279.00

Due By: Friday, December 20, 2024

PLEASE REMIT YOUR PAYMENT ON OR BEFORE THE DUE DATE SHOWN ABOVE. LATE PAYMENT COULD RESULT IN PENALTIES UNDER PROVISIONS OF THE WATER CODE SECTION 13261. THESE ACTIONS COULD INCLUDE DAILY PENALTIES IN ADDITION TO YOUR FEE OR OTHER ACTIONS DEEMED APPROPRIATE BY THE REGIONAL BOARD.

IF PERMIT COVERAGE IS NO LONGER REQUIRED, A NOTICE OF TERMINATION IS REQUIRED TO CANCEL THE PERMIT. PLEASE NOTE A TRANSFER OF OWNERSHIP OR RELOCATION OF THE FACILITY REQUIRES A NEW STORMWATER PERMIT.

Make your check payable to State Water Resources Control Board

If you have any questions about this invoice, please call the Water Board at 916-341-5247.
For more information, please visit our website at <http://www.waterboards.ca.gov/resources/fees/>



Retain this portion for your records

Please detach and return this portion with your payment

☐ CHECK HERE FOR ADDRESS CORRECTION ON THE BACK

INVOICE NO: SW-0298340

INDEX NO: 613171

(Please print the above number on check or money order)

CITY OF HIDDEN HILLS
KERRY KALLMAN
6165 SPRING VALLEY ROAD
HIDDEN HILLS, CA 91302
(818) 888-9281

SWRCB
PO BOX 1888
SACRAMENTO, CA 95812-1888

AMOUNT DUE: \$7,279.00
BILLING PERIOD: 07/01/24 - 06/30/25
DUE BY: 12/20/24
FACILITY ID (WDID): 4 19M1000119
FACILITY NAME: PHASE I MS4

- , CA -



INVOICE

RECEIVED NOV 25 2024

#23

Annual Permit Fees Required by Sections 13260 & 13269 of the California Water Code

FACILITY ID (WDID): 4 19C397924
FACILITY NAME: LONG VALLEY ROAD GATE
23501 LONG VALLEY ROAD
HIDDEN HILLS, CA 91302

INVOICE NO: SW-0297582
BILLING PERIOD: 07/01/24 - 06/30/25
INVOICE DATE: 11/20/2024
INDEX NO: 612413

CITY OF HIDDEN HILLS
THERESA HERNANDEZ
6165 SPRING VALLEY ROAD
HIDDEN HILLS, CA 91302

Total Amount Due by
Friday, December 20, 2024

\$ 565.00

Invoice details are shown on the back

STATE WATER RESOURCES CONTROL BOARD Annual Permit Fee

Facility ID: 4 19C397924

Billing Period: 07/01/24 - 06/30/25

Invoice No: SW-0297582

Amount Due:


\$ 565.00

Due By: Friday, December 20, 2024

PLEASE REMIT YOUR PAYMENT ON OR BEFORE THE DUE DATE SHOWN ABOVE. LATE PAYMENT COULD RESULT IN PENALTIES UNDER PROVISIONS OF THE WATER CODE SECTION 13261. THESE ACTIONS COULD INCLUDE DAILY PENALTIES IN ADDITION TO YOUR FEE OR OTHER ACTIONS DEEMED APPROPRIATE BY THE REGIONAL BOARD.

IF PERMIT COVERAGE IS NO LONGER REQUIRED, A NOTICE OF TERMINATION IS REQUIRED TO CANCEL THE PERMIT. PLEASE NOTE A TRANSFER OF OWNERSHIP OR RELOCATION OF THE FACILITY REQUIRES A NEW STORMWATER PERMIT.

Make your check payable to State Water Resources Control Board



If you have any questions about this invoice, please call the Water Board at 916-341-5247.
For more information, please visit our website at <http://www.waterboards.ca.gov/resources/fees/>



Retain this portion for your records

Please detach and return this portion with your payment

☐ CHECK HERE FOR ADDRESS CORRECTION ON THE BACK

INVOICE NO: SW-0297582

INDEX NO: 612413

(Please print the above number on check or money order)

CITY OF HIDDEN HILLS
THERESA HERNANDEZ
6165 SPRING VALLEY ROAD
HIDDEN HILLS, CA 91302
(818) 888-9281

SWRCB
PO BOX 1888
SACRAMENTO, CA 95812-1888

AMOUNT DUE: \$565.00
BILLING PERIOD: 07/01/24 - 06/30/25
DUE BY: 12/20/24
FACILITY ID (WDID): 4 19C397924
FACILITY NAME: LONG VALLEY ROAD GATE
23501 LONG VALLEY ROAD
HIDDEN HILLS, CA 91302

STATE WATER RESOURCES CONTROL BOARD
INVOICE DETAILS

FACILITY ID (WDID): 4 19C397924
ORDER NO: 09-09DW

INVOICE NO: SW-0297582
BILLING PERIOD: 07/01/24 - 06/30/25
REGION: 4

DESCRIPTION	AMOUNT
71 NPDES SW CONSTRUCTION CGO Fee Basis: 1.36 acres	565.00
TOTAL AMOUNT DUE	\$ 565.00

GL Acct 5170 NPDES/Environmental
Fund Acct Gen Fund Grant
Project/Event Long Valley construction permit
Reviewed by Dirk Lovett Date 12/3/24
Approved by Shirley M. Stahler
Date 12/5/2024

If you have any questions about this invoice, please call
the Water Board at 916-341-5247.

or you may send an email (preferred) to: SWFees@waterboards.ca.gov

Web Site Address: Visit the Water Quality Fees website for more information: https://www.waterboards.ca.gov/resources/fees/water_quality/

For payment status of your invoice, please go to the "Stormwater and Wastewater permit Fee Invoice Information" link at

<https://public3.waterboards.ca.gov/infofees/faces/invoiceSearch.xhtml>

Please allow 10 business days after mailing for your payment to be posted to the database.

BILLING ADDRESS CORRECTIONS

A change of ownership REQUIRES you to contact the Regional Board (contact information above).

You are obligated to pay this and any past due invoices.

FACILITY ID (WDID): 4 19C397924 LONG VALLEY ROAD GATE

BILLING NAME:	<input type="text"/>
CONTACT PERSON:	<input type="text"/>
STREET:	<input type="text"/>
CITY:	<input type="text"/>
STATE:	<input type="text"/>
PHONE:	<input type="text"/>
EMAIL ADDRESS:	<input type="text"/>



24

INVOICE

Invoice: 00339900
Invoice Amount: \$9,367.55
PO Number:

Invoice Date: 11/22/24
Invoice Due Date: 12/22/24
PROJECT MANAGER: REED, KELSEY L

Bill To
CITY OF HIDDEN HILLS 6165 SPRING VALLEY ROAD HIDDEN HILLS CA 91302 ATTN: Theresa Hernandez - Accounting Specialist

Remit To
WILLDAN P.O. BOX 51645 LOS ANGELES CA 90051-5945

For Professional Services rendered through: 10/25/24

Invoice Project: 113342.00 - INV GROUP

Level 3: 1000 - WATER QUALITY FY24/25

Transaction Project: 113342.00.1000.001 - PERMIT MANAGEMENT

Labor	Name	T/S Date	Hours	Rate	Amount
100 - TECHNICAL AIDE I	Daum, Hannah	10/07/24	0.20	81.00	\$16.20
		10/08/24	0.50	81.00	\$40.50
			0.70		\$56.70
1007 - ENVIRONMENTAL ANALYST III	Martinez, Mayra C	10/03/24	1.25	171.00	\$213.75
		10/04/24	1.25	171.00	\$213.75
		10/07/24	0.25	171.00	\$42.75
		10/08/24	0.25	171.00	\$42.75
		10/09/24	0.50	171.00	\$85.50
		10/10/24	1.75	171.00	\$299.25
		10/11/24	0.25	171.00	\$42.75
		10/15/24	0.50	171.00	\$85.50
			6.00		\$1,026.00
356 - ENVIRONMENTAL ANALYST I	Cornejo, Ruby C	10/08/24	0.60	144.00	\$86.40
		10/09/24	0.20	144.00	\$28.80
		10/16/24	2.60	144.00	\$374.40
		10/24/24	0.39	144.00	\$56.16
			3.79		\$545.76
	Raskin, Hunter N	10/17/24	2.25	144.00	\$324.00
			2.25		\$324.00
814 - PRINCIPAL PROJECT MANAGER	Bellomo, Joseph E	09/30/24	0.25	238.00	\$59.50
		10/02/24	0.75	238.00	\$178.50
		10/03/24	1.00	238.00	\$238.00
		10/07/24	1.00	238.00	\$238.00





INVOICE

Invoice: 00339900
Invoice Amount: \$9,367.55
PO Number:

Invoice Date: 11/22/24
Invoice Due Date: 12/22/24
PROJECT MANAGER: REED, KELSEY L

Transaction Project: 113342.00.1000.001 - PERMIT MANAGEMENT

Labor	Name	T/S Date	Hours	Rate	Amount
814 - PRINCIPAL PROJECT MANAGER	Bellomo, Joseph E	10/08/24	0.50	238.00	\$119.00
			3.50		\$833.00
920 - ASSISTANT ENGINEER II	Urbina, Kayla M	10/01/24	0.25	157.00	\$39.25
		10/03/24	0.25	157.00	\$39.25
		10/04/24	0.50	157.00	\$78.50
		10/25/24	0.25	157.00	\$39.25
			1.25		\$196.25

Subtotal for Labor \$2,981.71

Total for Transaction Project: 113342.00.1000.001 - PERMIT MANAGEMENT \$2,981.71

Transaction Project: 113342.00.1000.004 - PUBLIC AGENCY ACTIVITIES

Labor	Name	T/S Date	Hours	Rate	Amount
356 - ENVIRONMENTAL ANALYST I	Cornejo, Ruby C	10/10/24	5.93	144.00	\$853.92
		10/18/24	1.00	144.00	\$144.00
		10/22/24	0.50	144.00	\$72.00
			7.43		\$1,069.92

Subtotal for Labor \$1,069.92

Total for Transaction Project: 113342.00.1000.004 - PUBLIC AGENCY ACTIVITIES \$1,069.92

Transaction Project: 113342.00.1000.005 - PUBLIC INFO & OUTREACH

Labor	Name	T/S Date	Hours	Rate	Amount
1007 - ENVIRONMENTAL ANALYST III	Martinez, Mayra C	09/30/24	1.00	171.00	\$171.00
		10/08/24	3.00	171.00	\$513.00
			4.00		\$684.00
356 - ENVIRONMENTAL ANALYST I	Cornejo, Ruby C	09/30/24	0.95	144.00	\$136.80
		10/08/24	1.50	144.00	\$216.00
			2.45		\$352.80

Subtotal for Labor \$1,036.80

Total for Transaction Project: 113342.00.1000.005 - PUBLIC INFO & OUTREACH \$1,036.80

Transaction Project: 113342.00.1000.007 - WATERSHED PROGRAMS

Labor	Name	T/S Date	Hours	Rate	Amount
920 - ASSISTANT	Urbina, Kayla M	10/10/24	1.00	157.00	\$157.00



INVOICE

Invoice: 00339900
Invoice Amount: \$9,367.55
PO Number:

Invoice Date: 11/22/24
Invoice Due Date: 12/22/24
PROJECT MANAGER: REED, KELSEY L

Transaction Project: 113342.00.1000.007 - WATERSHED PROGRAMS

Labor	Name	T/S Date	Hours	Rate	Amount
ENGINEER II	Urbina, Kayla M	10/22/24	0.25	157.00	\$39.25
			1.25		\$196.25
			Subtotal for Labor		\$196.25

Total for Transaction Project: 113342.00.1000.007 - WATERSHED PROGRAMS \$196.25

Transaction Project: 113342.00.1000.008 - SPECIAL MONITORING PROGRAM

<i>Labor</i>	<i>Name</i>	<i>T/S Date</i>	<i>Hours</i>	<i>Rate</i>	<i>Amount</i>
814 - PRINCIPAL PROJECT MANAGER	Bellomo, Joseph E	10/15/24	1.00	238.00	\$238.00
		10/16/24	0.75	238.00	\$178.50
			1.75		\$416.50
Subtotal for Labor					\$416.50

Total for Transaction Project: 113342.00.1000.008 - SPECIAL MONITORING PROGRAM \$416.50

Transaction Project: 113342.00.1000.009 - ANNUAL REPORTING

Labor	Name	T/S Date	Hours	Rate	Amount
1007 - ENVIRONMENTAL ANALYST III	Martinez, Mayra C	10/02/24	0.25	171.00	\$42.75
		10/07/24	0.25	171.00	\$42.75
		10/18/24	0.25	171.00	\$42.75
		10/25/24	0.25	171.00	\$42.75
			1.00		\$171.00
356 - ENVIRONMENTAL ANALYST I	Cornejo, Ruby C	09/30/24	0.25	144.00	\$36.00
		10/01/24	0.60	144.00	\$86.40
		10/02/24	1.75	144.00	\$252.00
		10/03/24	4.00	144.00	\$576.00
		10/04/24	4.00	144.00	\$576.00
		10/07/24	0.50	144.00	\$72.00
		10/08/24	0.75	144.00	\$108.00
		10/17/24	2.50	144.00	\$360.00
		10/21/24	3.50	144.00	\$504.00
		10/22/24	1.12	144.00	\$161.28
		10/23/24	1.65	144.00	\$237.60
		10/24/24	0.11	144.00	\$15.84
	20.73		\$2,985.12		



INVOICE

Invoice: 00339900
Invoice Amount: \$9,367.55
PO Number:

Invoice Date: 11/22/24
Invoice Due Date: 12/22/24
PROJECT MANAGER: REED, KELSEY L

Transaction Project: 113342.00.1000.009 - ANNUAL REPORTING

Labor	Name	T/S Date	Hours	Rate	Amount
920 - ASSISTANT ENGINEER II	Urbina, Kayla M	10/03/24	0.25	157.00	\$39.25
		10/04/24	1.00	157.00	\$157.00
		10/08/24	0.75	157.00	\$117.75
		10/22/24	1.25	157.00	\$196.25
			3.25		\$510.25

Subtotal for Labor \$3,666.37

Total for Transaction Project: 113342.00.1000.009 - ANNUAL REPORTING \$3,666.37

Total for Level 3: 1000 - WATER QUALITY FY24/25 \$9,367.55

Total for Invoice Project: 113342.00 - INV GROUP \$9,367.55

Total Amount Due \$9,367.55

Project: 113342.00

Contract Amount: \$99,500.00
Previously Billed: \$32,131.16
Total This Invoice: \$9,367.55
Billed to Date: \$41,498.71
Contract Balance: \$58,001.29

Outstanding Invoices :

Invoice ID	Invoice Date	Due Date	Invoice Amount	Receipt Amount	Balance Due
00339816	10/25/24	11/24/24	\$12,566.70	\$0.00	\$12,566.70
Total Outstanding Invoice Amount:					\$12,566.70

GL Acct 5730 NDPES/Environmental
Fund Acct SanFund Grant
Project/Event
Reviewed by [Signature] Date 11/25/24
Approved by [Signature]
Date 11/19/24



#25

INVOICE

Invoice: 00629057
Invoice Amount: \$2,059.75
PO Number:

Invoice Date: 11/18/24
Invoice Due Date: 12/18/24
PROJECT MANAGER: PETER, TYRONE

Bill To
CITY OF HIDDEN HILLS 6165 SPRING VALLEY ROAD HIDDEN HILLS CA 91302 ATTN: DIRK LOVETT

Remit To
WILLDAN P.O. BOX 51645 LOS ANGELES CA 90051-5945

For Professional Services rendered through: 10/25/24

Invoice Project: 108760.02 - PHASE 2

Level 3: 1000 - PHASE 2

Transaction Project: 108760.02.1000.003 - PHASE 2 - AGENCY MEETING

Labor	Name	T/S Date	Hours	Rate	Amount
152 - SENIOR DESIGNER I	McCracken, Sheila A	07/22/24	1.00	153.00	\$153.00
		09/16/24	1.00	153.00	\$153.00
		09/18/24	1.00	153.00	\$153.00
			3.00		\$459.00
612 - ADMINISTRATIVE ASSISTANT II	Higashi, Marcia J	09/16/24	0.25	91.00	\$22.75
			0.25		\$22.75
922 - ASSISTANT ENGINEER I	Michel, Ryan N	10/07/24	1.50	116.00	\$174.00
			1.50		\$174.00
930 - PROJECT MANAGER III	Burch, Robert W	09/16/24	2.00	183.00	\$366.00
			2.00		\$366.00
931 - PROJECT MANAGER IV	Phan, Minh T	09/16/24	1.00	199.00	\$199.00
		09/17/24	1.00	199.00	\$199.00
			2.00		\$398.00

Subtotal for Labor \$1,419.75

Total for Transaction Project: 108760.02.1000.003 - PHASE 2 - AGENCY MEETING \$1,419.75

Transaction Project: 108760.02.1000.010 - PHASE 2 - PS&E

Labor	Name	T/S Date	Hours	Rate	Amount
153 - SENIOR DESIGNER II	Krieger, Kenneth R	09/18/24	4.00	160.00	\$640.00
			4.00		\$640.00

Subtotal for Labor \$640.00

Total for Transaction Project: 108760.02.1000.010 - PHASE 2 - PS&E \$640.00

Total for Level 3: 1000 - PHASE 2 \$2,059.75



INVOICE

Invoice: 00629057
Invoice Amount: \$2,059.75
PO Number:

Invoice Date: 11/18/24
Invoice Due Date: 12/18/24
PROJECT MANAGER: PETER, TYRONE

Total for Invoice Project: 108760.02 - PHASE 2 \$2,059.75

Total Amount Due \$2,059.75

Project: 108760.02

Contract Amount:	\$358,873.50	Original Budget + CO#1
Permit Fee:	\$4,764.62	Reimb Exp LA Permit Fee
Permit Fee:	\$2,200.00	Reimb LA County Permit Fees
Permit Fee:	\$12,873.00	Reimb City of LA Permit Fees

Additional Services	\$66,850.00	CO#2
	<u>\$445,561.12</u>	

Additional Services	\$49,700.00	CO#3
	<u>\$495,261.12</u>	

Previously Billed:	\$488,163.67
Total This Invoice:	\$2,059.75
Billed to Date:	\$492,109.33
Contract Balance:	\$3,151.79

GL Acct 5903 Long Valley Project
Fund Acct Measure R Grant
Project/Event Long Valley On ramp design
Reviewed by Dylan Lovell Date 11/26/24
Approved by Marie Muller
Date 12/3/2024

INVOICE

26



Service Address

5151 Round Meadow
Rd Hidden Hills, CA
91302 United States

Bill To

City of Hidden Hills
6165 Spring Valley Rd
Woodland Hills, CA
91367
(818) 793-4521

Xpress Demolition & Builder

22941 Valerio St
West Hills, CA 91307
Phone: (818) 384-5975
Email: info@xpressdemolition.com

Payment terms Due upon receipt

Invoice # 908

Date 12/04/2024

Description

\$2,650.00

Demo

Remove complete pergola

Shingles

Framing

Haul away and clean up



Subtotal \$2,650.00

Total \$2,650.00

GL Acct 5820 Repairs & MaintenanceFund Acct Gen Fund Grant _____

Project/Event _____

Reviewed by [Signature] Date 12/4/24Approved by [Signature]Date 12/5/2024

Notes:

General notes for demo :

*Asbestos/lead clearance test required by owner prior to start demo.

*if asbestos/lead removal required, xpress demo will provide the owner new estimate cost of asbestos removal area.

*owner will be responsible for any plumbing/electrical disconnect, required prior to start of the demo.

***any extra layer of wood flooring , tile floor/wall will be an extra charge.**

*customer/general contractor responsible to advise demo crew for any gas line/ water line pipes that running under tile/woodfloor floor/subfloors, other wise if any damage happened to gas/water lines under tile/woodfloor/subfloors , demo crew sub contractor won't be responsible to any liability or repairs.

*company doesn't remove any type of framing without approved from specialist.

[illegible]

- By signing this document, the customer agrees to the services and conditions outlined in this document.

City of Hidden Hills



Eniko Gold, Mayor
Larry G. Weber, Mayor Pro Tem
Joe Loggia, Council Member
Laura McCorkindale, Council Member
Adam Wasserman, Council Member

TO: Honorable Mayor and City Council

FROM: Gloria Molleda., Interim City Manager

BY: Theresa Hernandez, Accountant

DATE: December 9, 2024

SUBJECT: RECEIVE AND FILE THE FINANCIAL/TREASURER'S REPORT FOR OCTOBER 2024

BACKGROUND

Each month, staff submits to the City Council through the City Manager a monthly statement of receipts, disbursements, and balances to show the City's financial condition. The purpose of these reports is to promote transparency and to provide the City Council with updated financial information.

DISCUSSION

Attached is the Monthly Financial Report providing a summary of the City's finances which also includes prior year-to-date comparison and budget monitoring reports. These financial reports are unaudited; they are not the official statements of the City, but rather a review of the progress to date each month.

FISCAL IMPACT

There is no fiscal impact to receive and file this report.

RECOMMENDATION

Staff recommends that the City Council receive and file the attached Financial/Treasurer's Report for the month of October 2024. If the City Council concurs, an appropriate motion would be:

"I move to receive and file the Financial/Treasurer's Report for October 2024."

ATTACHMENTS

1. Monthly Financial Report – October 2024
-



CITY OF HIDDEN HILLS



Monthly Financial Report (Preliminary/Unaudited)

October 2024

CONTENTS	PAGE
General Fund - Balance Sheet _____	1
General Fund – Comparative Summary of Revenues & Expenditures_____	2
General Fund – Actual Year-To-Date Vs. Budget (Graph)_____	3
General Fund – Comparative Statement of Revenues & Expenditures _____	4-6
All Funds - Fund Balance Summary _____	7
Treasurer’s Report _____	8

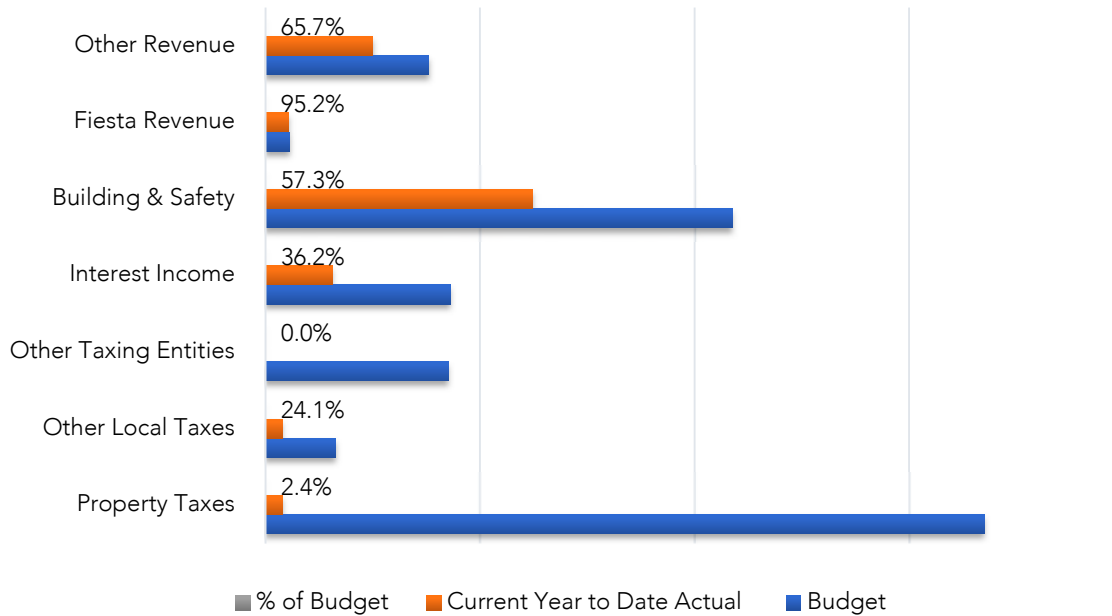
CITY OF HIDDEN HILLS
Balance Sheet - General Fund
October 31, 2024

	As of Oct 31, 2024	As of July 1, 2024 Beginning of Year	\$ Change
ASSETS			
Charles Schwab	11,877,979.78	11,788,811.58	89,168.20
Schwab Market Adjustment	(201,279.57)	(349,338.83)	148,059.26
Cash - General Fund	(447,974.97)	(66,241.20)	(381,733.77)
Local Agency Investment Fund	3,162,175.24	3,187,972.89	(25,797.65)
LAIF - Fair Market Value	(11,744.36)	(11,744.36)	0.00
Petty Cash	250.00	250.00	0.00
Accounts Receivable	69,804.66	51,602.45	18,202.21
Interest Receivable	95,251.97	131,221.78	(35,969.81)
Taxes Receivable	0.00	58,326.28	(58,326.28)
Prepaid Expenses & Deposits	0.00	88,139.91	(88,139.91)
Deposit in Transit	234.79	0.00	234.79
TOTAL ASSETS	14,544,697.54	14,879,000.50	(334,302.96)
LIABILITIES			
Accounts Payable	37,665.52	118,996.62	(81,331.10)
Accrued Expenses	0.00	264,225.36	(264,225.36)
Payroll Related Liabilities	0.00	0.00	0.00
B & S Bonds Received	821,434.02	821,434.02	0.00
C & D Recycling	509,363.19	411,013.19	98,350.00
B & S - Other Deposits	55,430.36	55,430.36	0.00
Deferred Revenues	40,803.67	40,803.67	0.00
TOTAL LIABILITIES	1,464,696.76	1,711,903.22	(247,206.46)
FUND BALANCES			
Reserve for Prepaid	0.00	88,139.91	(88,139.91)
Stabilization Reserve (Contingency)	3,848,009.40	3,848,009.40	0.00
Capital Improvement Projects	2,000,000.00	2,000,000.00	0.00
Building Replacement/Upgrade	0.00	0.00	0.00
Utility Undergrounding Reserve	0.00	0.00	0.00
Unrestricted Fund Balance	7,319,087.88	7,230,947.97	88,139.91
Beginning Fund Balance	13,167,097.28	13,167,097.28	0.00
Revenues Over (Under) Expenditures	(87,096.50)	0.00	(87,096.50)
TOTAL FUND BALANCES	13,080,000.78	13,167,097.28	(87,096.50)
TOTAL LIABILITIES & FUND BALANCES	14,544,697.54	14,879,000.50	(334,302.96)

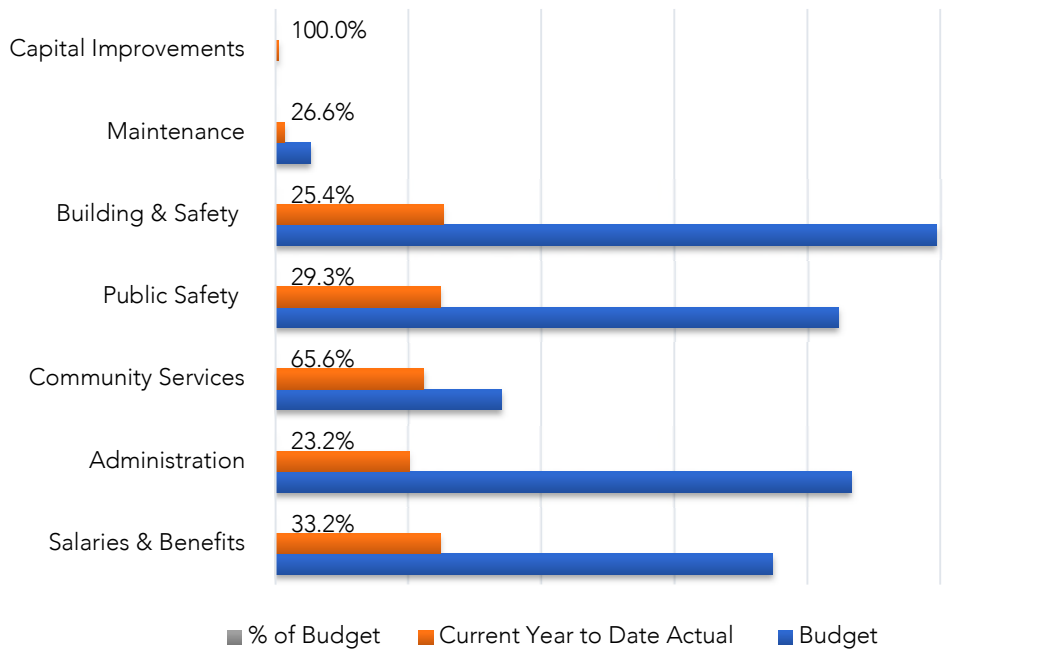
CITY OF HIDDEN HILLS
Comparative Summary of Revenues and Expenditures - General Fund
For the One Month and 4 Months Ended October 31, 2024

	Budget	Period Actual (Oct 2024)	Current Year to Date Actual	% of Budget	Prior Year to Date Actual	% Change from Prior
REVENUES						
Property Taxes	1,674,766	-	40,782.53	2.4%	-	100.0%
Other Local Taxes	164,000	15,488.86	39,563.61	24.1%	26,528.21	49.1%
Other Taxing Entities	425,534	-	-	0.0%	-	0.0%
Interest Income	432,131	57,975.35	156,501.74	36.2%	159,893.55	-2.1%
Building & Safety	1,087,200	143,895.42	622,492.46	57.3%	505,699.98	23.1%
Fiesta Revenue	57,000	-	54,288.00	95.2%	52,549.86	3.3%
Other Revenue	380,540	876.67	249,912.59	65.7%	106,711.63	134.2%
TOTAL REVENUES	4,221,171	218,236.30	1,163,540.93	27.6%	851,383.23	36.7%
EXPENDITURES						
Salaries & Benefits	748,152	51,060.56	248,512.26	33.2%	207,364.03	19.8%
Administration	866,485	52,547.05	201,252.94	23.2%	215,225.14	-6.5%
Community Services	340,000	17,321.07	223,064.29	65.6%	203,180.51	9.8%
Public Safety	845,961	141,717.55	247,993.74	29.3%	193,654.83	28.1%
Building & Safety	994,432	135,278.84	252,154.23	25.4%	166,566.16	51.4%
Maintenance	52,979	5,857.79	14,111.28	26.6%	22,068.75	-36.1%
Capital Improvements	0	-	5,098.00	100.0%	-	100.0%
TOTAL EXPENDITURES	3,848,009	403,782.86	1,192,186.74	31.0%	1,008,059.42	18.3%
TRANSFERS						
Transfers In	386,705	18,047.45	38,782.25	10.0%	47,937.88	-19.1%
Transfers Out	1,244,948	86,133.28	97,232.94	7.8%	253,485.75	-61.6%
TOTAL NET TRANSFERS	(858,243)	(68,085.83)	(58,450.69)	6.8%	(205,547.87)	-71.6%
REVENUES OVER/ (UNDER)						
EXPENDITURES & TRANSFERS	(485,081)	(253,632.39)	(87,096.50)	18.0%	(362,224.06)	76.0%

Revenues Actual YTD vs. Budget



Expenditures Actual YTD vs. Budget



CITY OF HIDDEN HILLS

Comparative Statement of Revenues and Expenditures - General Fund For the One Month and 4 Months Ended October 31, 2024

	Adjusted Budget	Period Actual (Oct 2024)	Current Year to Date Actual	% of Budget	Prior Year to Date Actual	% Change from Prior
REVENUES						
Property Taxes						
4100-10 Property Taxes	1,674,766	0.00	40,782.53	2.4%	0.00	100.0%
Total Property Taxes	1,674,766	0.00	40,782.53	2.4%	0.00	100.0%
Other Local Taxes						
4210-10 Real Property Transfer Tax	147,000	15,097.50	38,772.25	26.4%	22,825.00	69.9%
4220-10 Sales & Use Tax	17,000	391.36	791.36	4.7%	3,703.21	-78.6%
Total Other Local Taxes	164,000	15,488.86	39,563.61	24.1%	26,528.21	49.1%
Other Taxing Entities						
4120-10 Property Tax in Lieu of VLF	423,534	0.00	0.00	0.0%	0.00	0.0%
4245-10 Motor Vehicle In Lieu	2,000	0.00	0.00	0.0%	0.00	0.0%
Total Other Taxing Entities	425,534	0.00	0.00	0.0%	0.00	0.0%
Interest Income						
4400-10 Interest - LAIF & Banks	132,131	38,232.54	38,232.54	28.9%	30,577.45	25.0%
4401-10 Interest - Charles Schwab	300,000	19,742.81	118,269.20	39.4%	129,316.10	-8.5%
Total Interest Income	432,131	57,975.35	156,501.74	36.2%	159,893.55	-2.1%
Building & Safety						
4613-10 Building & Safety Permits	960,000	140,915.63	612,650.40	63.8%	489,905.15	25.1%
4614-10 Planning Fees	94,200	969.00	3,327.00	3.5%	4,468.00	-25.5%
4615-10 Engineering Fees	6,000	0.00	0.00	0.0%	4,801.06	-100.0%
4616-10 Environmental Fees	27,000	2,010.79	6,515.06	24.1%	6,525.77	-0.2%
Total Building & Safety	1,087,200	143,895.42	622,492.46	57.3%	505,699.98	23.1%
Fiesta						
4830-10 Fiesta Revenue	57,000	0.00	54,288.00	95.2%	52,549.86	3.3%
Total Fiesta	57,000	0.00	54,288.00	95.2%	52,549.86	3.3%
Other Revenue						
4105-10 PSAF Revenue	28,000	2,165.98	4,321.15	15.4%	4,425.70	-2.4%
4215-10 Schwab Market Revenue	0	(74,306.37)	148,059.26	100.0%	34,550.87	328.5%
4230-10 Fund Exchange	93,750	0.00	0.00	0.0%	0.00	0.0%
4605-10 Franchise Fees - AT&T	2,800	0.00	0.00	0.0%	660.78	-100.0%
4610-10 Franchise Fees - Edison	72,500	0.00	0.00	0.0%	0.00	0.0%
4620-10 Franchise Fees - Gas	25,000	0.00	0.00	0.0%	0.00	0.0%
4621-10 Franchise Fees - Waste Hauler	60,000	18,431.68	18,431.68	30.7%	19,436.21	-5.2%
4622-10 Franchise Fees - Cable	11,760	0.00	0.00	0.0%	0.00	0.0%
4623-10 Waste Management Fee	8,000	2,028.00	2,028.00	25.4%	2,003.00	1.3%
4625-10 Alarm Registration	8,100	0.00	0.00	0.0%	150.00	-100.0%
4850-10 Miscellaneous Income	25,200	6,168.30	30,683.42	121.8%	45,485.07	-32.5%
6560-10 Grant Revenue	45,430	46,389.08	46,389.08	102.1%	0.00	100.0%
Total Other Revenue	380,540	876.67	249,912.59	65.7%	106,711.63	134.2%
TOTAL REVENUES	4,221,171	218,236.30	1,163,540.93	27.6%	851,383.23	36.7%

CITY OF HIDDEN HILLS

Comparative Statement of Revenues and Expenditures - General Fund For the One Month and 4 Months Ended October 31, 2024

	Adjusted Budget	Period Actual (Oct 2024)	Current Year to Date Actual	% of Budget	Prior Year to Date Actual	% Change from Prior
EXPENDITURES						
Salaries & Benefits						
5100-10 City Manager Salary	258,000	16,538.46	77,212.91	29.9%	73,754.28	4.7%
5101-10 Staff Salary	299,696	21,990.94	108,947.95	36.4%	85,529.50	27.4%
5105-10 Car Allowance - City Manager	6,000	300.00	1,176.90	19.6%	0.00	100.0%
5115-10 Cell Phone Allowance	1,200	100.00	300.00	25.0%	311.58	-3.7%
5150-10 Payroll Taxes	17,568	1,186.74	6,123.83	34.9%	4,632.35	32.2%
5160-10 Workers Comp	7,366	1,627.25	3,648.27	49.5%	1,937.03	88.3%
5170-10 CalPERS Retirement	73,619	3,709.44	18,930.89	25.7%	22,118.46	-14.4%
5175-10 CalPERS Unfunded Liability	8,913	0.00	8,625.00	96.8%	0.00	100.0%
5180-10 Group Health Insurance	69,790	5,211.32	21,960.86	31.5%	17,563.80	25.0%
5190-10 Dental & Vision Insurance	6,000	396.41	1,585.65	26.4%	1,517.03	4.5%
Total Salaries & Benefits	748,152	51,060.56	248,512.26	33.2%	207,364.03	19.8%
Administration						
5200-10 Legal Services	258,000	10,832.00	38,586.00	15.0%	30,856.77	25.1%
5205-10 City Auditor	26,000	0.00	850.00	3.3%	5,537.50	-84.7%
5206-10 Financial Services	55,000	1,250.00	2,437.50	4.4%	0.00	100.0%
5210-10 Dues - LVMCOG	25,000	0.00	25,000.00	100.0%	25,000.00	0.0%
5215-10 Dues & Subscriptions	10,000	1,085.00	6,272.49	62.7%	16,138.01	-61.1%
5220-10 Liability Insurance	19,963	0.00	20,006.00	100.2%	24,331.00	-17.8%
5225-10 Blanket Fidelity Bond	958	0.00	897.00	93.6%	912.00	-1.6%
5230-10 Property Insurance	7,708	0.00	7,708.00	100.0%	7,221.00	6.7%
5250-10 Election & Legislation	92,000	7,646.80	15,060.65	16.4%	15,000.00	0.4%
5255-10 Miscellaneous Expense	45,000	0.00	200.00	0.4%	0.00	100.0%
5260-10 Public Information	95,325	4,292.44	10,074.74	10.6%	7,061.96	42.7%
5270-10 Office Expense	40,000	3,329.83	11,713.19	29.3%	14,605.99	-19.8%
5275-10 Data Processing/IT Support	58,797	4,437.37	18,511.23	31.5%	28,212.13	-34.4%
5280-10 Telephone	7,360	619.44	2,445.75	33.2%	1,201.06	103.6%
5285-10 Utilities	43,000	4,335.86	10,009.90	23.3%	8,673.54	15.4%
5290-10 Travel & Meetings	26,375	0.00	2,379.49	9.0%	3,328.75	-28.5%
5295-10 Investment Management	56,000	14,718.31	29,101.00	52.0%	27,145.43	7.2%
Total Administration	866,485	52,547.05	201,252.94	23.2%	215,225.14	-6.5%
Community Services						
5240-10 Community Assistance	10,000	0.00	0.00	0.0%	0.00	0.0%
5500-10 Fiesta	220,000	16,615.07	222,358.29	101.1%	203,180.51	9.4%
5501-10 Other Events	10,000	250.00	250.00	2.5%	0.00	100.0%
5510-10 Library	100,000	456.00	456.00	0.5%	0.00	100.0%
Total Community Services	340,000	17,321.07	223,064.29	65.6%	203,180.51	9.8%

CITY OF HIDDEN HILLS

Comparative Statement of Revenues and Expenditures - General Fund For the One Month and 4 Months Ended October 31, 2024

	Adjusted Budget	Period Actual (Oct 2024)	Current Year to Date Actual	% of Budget	Prior Year to Date Actual	% Change from Prior
Public Safety						
5600-10 Police Protection/STAR	557,838	43,122.52	86,245.04	15.5%	124,597.98	-30.8%
5610-10 Supplemental P.S. Support	171,754	6,233.81	61,544.05	35.8%	59,378.04	3.7%
5620-10 Emergency Svcs Coordinator	74,269	1,007.50	8,645.00	11.6%	3,425.00	152.4%
5625-10 Disaster Preparedness	30,100	90,861.75	90,983.75	302.3%	6,323.97	1338.7%
5640-10 Animal Control	12,000	491.97	575.90	4.8%	(70.16)	920.8%
Total Public Safety	845,961	141,717.55	247,993.74	29.3%	193,654.83	28.1%
Building & Safety						
5700-10 Engineering	228,000	22,746.50	47,632.00	20.9%	26,593.00	79.1%
5710-10 Building and Safety	492,000	63,068.65	131,097.95	26.6%	85,685.25	53.0%
5720-10 Planning	100,100	22,303.46	28,690.66	28.7%	17,053.20	68.2%
5730-10 NPDES/Environmental	174,332	27,160.23	44,733.62	25.7%	37,234.71	20.1%
Total Building & Safety	994,432	135,278.84	252,154.23	25.4%	166,566.16	51.4%
Maintenance						
5800-10 Janitorial	19,360	1,480.00	4,440.00	22.9%	4,440.00	0.0%
5805-10 Street Cleaning	3,432	239.38	963.20	28.1%	984.24	-2.1%
5810-10 Garden Service	4,187	3,209.72	4,006.52	95.7%	12,838.88	-68.8%
5820-10 Repairs & Maintenance	26,000	928.69	4,701.56	18.1%	3,805.63	23.5%
Total Maintenance	52,979	5,857.79	14,111.28	26.6%	22,068.75	-36.1%
Capital Improvements						
5901-10 City Hall Improvements	0	0.00	5,098.00	100.0%	0.00	100.0%
Total Capital Improvements	0	0.00	5,098.00	100.0%	0.00	100.0%
TOTAL EXPENDITURES	3,848,009	403,782.86	1,192,186.74	31.0%	1,008,059.42	18.3%
TRANSFERS						
Transfers In						
4901-10 Transfer from COPS Fund	146,309	11,813.64	23,627.28	16.1%	34,184.40	-30.9%
4905-10 Transfer from Gas Tax	101,396	6,233.81	15,154.97	14.9%	13,753.48	10.2%
4907-10 Transfer from Measure W	39,000	0.00	0.00	0.0%	0.00	0.0%
4911-10 Transfer from Library	100,000	0.00	0.00	0.0%	0.00	0.0%
Total Transfers In	386,705	18,047.45	38,782.25	10.0%	47,937.88	-19.1%
Transfers Out						
7610-10 Transfer to Capital Projects	1,244,948	86,133.28	97,232.94	7.8%	253,485.75	-61.6%
Total Transfers Out	1,244,948	86,133.28	97,232.94	7.8%	253,485.75	-61.6%
TOTAL NET TRANSFERS	(858,243)	(68,085.83)	(58,450.69)	6.8%	(205,547.87)	-71.6%
REVENUES OVER/ (UNDER)						
EXPENDITURES & TRANSFERS	(485,081)	(253,632.39)	(87,096.50)	18.0%	(362,224.06)	76.0%

CITY OF HIDDEN HILLS
Fund Balance Summary
For the Period Ending October 31, 2024

	Beginning Fund Balance as of 07/1/2024	Year to Date Revenues	Year to Date Expenditures	Transfers In/(Out)	Ending Fund Balance as of 10/31/2024
10 General Fund	13,167,097.28	1,163,540.93	1,192,186.74	(58,450.69)	13,080,000.78
12 Library Fund	552,449.78	15,417.66	0.00	0.00	567,867.44
20 Traffic Safety Fund	15,788.80	1,829.24	2,750.00	0.00	14,868.04
40.1 Gas Tax Fund - HUTA	396,122.14	15,514.40	2,964.88	(15,154.97)	393,516.69
40.2 Gas Tax Fund - SB1	196,225.18	7,849.02	0.00	0.00	204,074.20
50 Prop A Fund	122,513.08	15,178.10	0.00	0.00	137,691.18
55 Prop C Fund	298,963.32	12,589.82	2,668.77	0.00	308,884.37
60 AQMD Fund	13,418.17	5,000.00	0.00	0.00	18,418.17
65 Measure R Fund	(877,305.24)	9,441.46	521,732.98	0.00	(1,389,596.76)
67 Measure M Fund	185,594.41	10,694.03	0.00	0.00	196,288.44
68 Measure W Fund	112,476.29	0.00	0.00	0.00	112,476.29
70 Recycling Fund	125,949.71	0.00	0.00	0.00	125,949.71
80 COPS Fund	101,963.57	110,483.71	0.00	(23,627.28)	188,820.00
	14,411,256.49	1,367,538.37	1,722,303.37	(97,232.94)	13,959,258.55
	Beginning Fund Balance as of 07/1/2024	Year to Date Revenues	Year to Date Expenditures	Transfers In/(Out)	Ending Fund Balance as of 10/31/2024
15 Capital Projects Fund	0.00	-	97,232.94	97,232.94	0.00
TOTAL	14,411,256.49	1,367,538.37	1,819,536.31	0.00	13,959,258.55

CITY OF HIDDEN HILLS

Treasurer's Report

October 31, 2024

Fund	Bank	Amount	
General Fund	Local Agency Investment Fund		3,162,175.24
General Fund	Charles Schwab		11,877,979.78
Gas Tax Fund	Chase Acct 5939		127,719.89
Traffic Safety Fund	Chase Acct 5947		17,618.04
General Fund	Chase Acct 5921	(447,974.97)	350,191.16
Library Fund	Chase Acct 5921	567,867.44	
Traffic Safety Fund	Chase Acct 5921	(2,750.00)	
Gas Tax - HUTA	Chase Acct 5921	265,796.80	
Gas Tax - SB1/RMRA	Chase Acct 5921	204,074.20	
Prop A	Chase Acct 5921	137,691.18	
Prop C	Chase Acct 5921	308,884.37	
AQMD	Chase Acct 5921	18,418.17	
Measure R	Chase Acct 5921	(1,325,350.43)	
Measure M Local	Chase Acct 5921	196,288.40	
Measure W	Chase Acct 5921	112,476.29	
Recycling Fund	Chase Acct 5921	125,949.71	
COPS Fund	Chase Acct 5921	188,820.00	
TOTAL			\$15,535,684.11

*Chase Acct 5921 is being presented as shared cash account between General Fund and all Special Revenue & Restricted Funds

Due to/Due from accounts' balances has been zeroed out.



Eniko Gold, Mayor
Larry G. Weber, Mayor Pro Tem
Joe Loggia, Council Member
Laura McCorkindale, Council Member
Adam Wasserman, Council Member

TO: Honorable Mayor and City Council

FROM: Gloria Molleda, Interim City Manager

BY: Theresa Hernandez, Accountant

DATE: December 9, 2024

SUBJECT: RECEIVE AND FILE THE INVESTMENTS REPORT FOR OCTOBER 2024

BACKGROUND

In June 2017, the City adopted a Statement of Investments Policy in order to protect, preserve, and maintain the City's assets. Each month, an investment report is submitted for review by the City Council in compliance with the City's Investment Policy.

DISCUSSION

Attached is the Investments Report, providing a summary and details of the City's investments with Charles Schwab for the covered period.

FISCAL IMPACT

There is no fiscal impact to receive and file these reports.

RECOMMENDATION

Staff recommends that the City Council receive and file the attached Investments report for the month of October 2024. If the City Council concurs, an appropriate motion would be:

"I move to receive and file the Investments Report for October 2024."

ATTACHMENTS

1. Investments Statement – October 2024
-



Schwab One® Account of
CITY OF HIDDEN HILLS
MGR: BELLE HAVEN INVESTMENTS

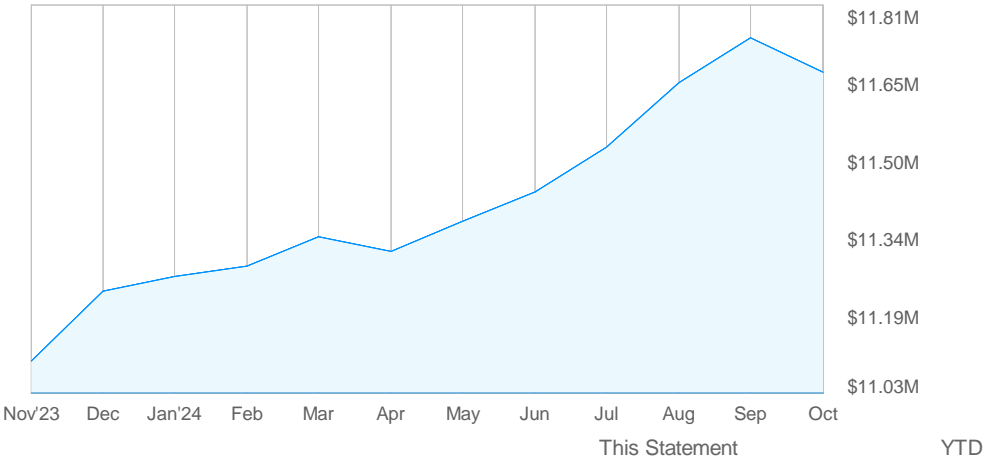
Account Number
6201-0150

Statement Period
October 1-31, 2024



Account Summary

Ending Account Value as of 10/31	Beginning Account Value as of 10/01
\$11,676,700.21	\$11,745,982.08



Your Independent Investment Manager and/or Advisor

BEACON POINTE ADVISORS LLC
24 CORPORATE PLAZA STE 150
NEWPORT BEACH CA 92660-7017
1 (949) 718-1600

The custodian of your brokerage account is: Charles Schwab & Co., Inc. Member SIPC. Your independent Investment Advisor is not affiliated with or an agent of Schwab and Schwab does not supervise or endorse your Advisor.

Managed Account Details

Money Manager
Belle Haven Investments, L.P.
Investment Strategy
Belle Haven Taxable Ladder PLUS

CITY OF HIDDEN HILLS
MGR: BELLE HAVEN INVESTMENTS
ATTN KERRY KELLMAN
6165 SPRING VALLEY RD
HIDDEN HILLS CA 91302-1246

Online Assistance

Visit us online at schwab.com

Visit schwab.com/stmt to explore the features and benefits of this statement.

Beginning Value	\$11,745,982.08	\$11,235,158.06
Deposits	0.00	0.00
Withdrawals	0.00	0.00
Dividends and Interest	19,742.81	300,908.03
Transfer of Securities	0.00	0.00
Market Appreciation/(Depreciation)	(74,306.37)	198,081.95
Expenses	(14,718.31)	(57,447.83)

Ending Value	\$11,676,700.21	\$11,676,700.21
--------------	-----------------	-----------------

Account Ending Value reflects the market value of your cash and investments. It does not include pending transactions, unpriced securities or assets held outside Schwab's custody.



Schwab One® Account of
CITY OF HIDDEN HILLS
MGR: BELLE HAVEN INVESTMENTS



Statement Period
October 1-31, 2024

Asset Allocation

	This Period	Current Allocation
Cash and Cash Investments	28,705.53	<1%
Fixed Income	11,647,994.68	100%
Total	\$11,676,700.21	100%

Top Account Holdings This Period

SYMBOL CUSIP	Description	Market Value	% of Accounts
76913CBA6	RIVERSIDE CNTY	557,613.90	5%
12953CAX3	CALEXICO CALIF	348,780.40	3%
3130ATCL9	FHLB	294,758.40	3%
86459ADN9	LAKE ELSINORE CA	263,879.00	2%
801096AV0	SANTA ANA CALIF	255,177.00	2%

Gain or (Loss) Summary

	Short-Term (ST)			Long-Term (LT)		
	Gain	(Loss)	Net	Gain	(Loss)	Net
This Period	0.00	0.00	0.00 ^b	0.00	0.00	0.00 ^b
YTD	868.76	0.00	868.76	1,970.27	0.00	1,970.27
Unrealized	\$83,503.05^b					

Values may not reflect all of your gains/losses and may be rounded up to the nearest dollar; Schwab has provided accurate gain and loss information wherever possible for most investments. Cost basis may be incomplete or unavailable for some of your holdings and may change or be adjusted in certain cases. Please login to your account at Schwab.com for real-time gain/loss information. Statement information should not be used for tax preparation, instead refer to official tax documents. For additional information refer to Terms and Conditions.

Income Summary

Federal Tax Status	This Period		YTD	
	Tax-Exempt ¹	Taxable	Tax-Exempt ¹	Taxable
Bank Sweep Interest	0.00	24.17	0.00	656.55
Corporate Bond and Other Interest	0.00	8,813.85	0.00	46,370.29
Municipal Bond Interest	151.30	10,753.49	927.60	221,313.58
Agency Security Interest	0.00	0.00	0.00	31,640.01
Total Income	\$151.30	\$19,591.51	\$927.60	\$299,980.43
Accrued Interest Paid ⁴	0.00	(2,989.68)	0.00	(29,803.71)

¹ Certain income in this category may qualify for state tax exemption; consult your tax advisor

⁴ Certain accrued interest paid on taxable bonds may be deductible; consult your tax advisor



Schwab One® Account of

CITY OF HIDDEN HILLS
MGR: BELLE HAVEN INVESTMENTS

Statement Period
October 1-31, 2024



Positions - Summary

Beginning Value as of 10/01	+	Transfer of Securities(In/Out)	+	Dividends Reinvested	+	Cash Activity	+	Change in Market Value	=	Ending Value as of 10/31	Cost Basis	Unrealized Gain/(Loss)
\$11,745,982.08		\$0.00		\$0.00		\$5,024.50		(\$74,306.37)		\$11,676,700.21	\$11,564,491.63	\$83,503.05 ^b

Values may not reflect all of your gains/losses; Schwab has provided accurate gain and loss information wherever possible for most investments. Cost basis may be incomplete or unavailable for some of your holdings and may change or be adjusted in certain cases. Statement information should not be used for tax preparation, instead refer to official tax documents. For additional information refer to Terms and Conditions.

Cash and Cash Investments

Type	Symbol	Description	Quantity	Price(\$)	Beginning Balance(\$)	Ending Balance(\$)	Change in Period Balance(\$)	Pending/Unsettled Cash(\$)	Interest/ Yield Rate	% of Acct
Bank Sweep		Bank Sweep ^{x,z}			13,924.67	28,705.53	14,780.86		0.20%	<1%
Total Cash and Cash Investments					\$13,924.67	\$28,705.53	\$14,780.86			<1%

Positions - Fixed Income

Symbol/ CUSIP	Description	Coupon	Maturity Date	Quantity/Par	Price(\$)	Market Value(\$)	Adj Cost Basis/ Orig Cost Basis(\$)	Unrealized Gain/(Loss)(\$)	Yield to Maturity	Est. Annual Income(\$)	Accrued Income(\$)	% of Acct
3130ATCL9	FHLB Moody's: Aaa S&P: AA+	4.125%	12/19/24	295,000.0000	99.91810	294,758.40	293,987.50 293,987.50	770.90	4.29%	12,168.75	4,461.88	3%
3134GXS62	FHLMC Moody's: Aaa S&P: AA+ CALLABLE 11/25/24 AT 100.00000	5.0%	08/25/25	20,000.0000	100.02550	20,005.10	19,849.60 19,849.60	155.50	4.81%	1,000.00	183.33	<1%
3134GXUY8	FHLMC Moody's: Aaa S&P: AA+	3.6%	06/15/26	185,000.0000	99.01230	183,172.76	184,975.76 184,975.76	(1,803.00)	3.58%	6,660.00	2,516.00	2%
3133ERNS6	FFCB Moody's: Aaa S&P: AA+ CALLABLE 08/12/25 AT 100.00000	4.62%	08/12/27	200,000.0000	99.57410	199,148.20	200,020.00 200,020.00	(871.80)	4.62%	9,240.00	2,027.67	2%
86944BAF0	SUTTER HEALTH Moody's: A1 S&P: A+ CALLABLE 05/15/25 AT 100.00000	1.321%	08/15/25	35,000.0000	97.00990	33,953.47	32,047.00 32,047.00	1,906.47	N/A ^y	462.35	97.61	<1%
442851AP6	HOWARD UNIVERSI Moody's: NR S&P: AA	1.991%	10/01/25	250,000.0000	96.24630	240,615.75	250,003.10 250,018.47	(9,387.35) ^b	1.99%	4,977.50	414.79	2%
797440BH6	SAN DIEGO GAS & ELE Moody's: A1 S&P: A	6.0%	06/01/26	15,000.0000	102.10040	15,315.06	16,396.28 18,408.75	(1,081.22) ^b	1.27%	900.00	375.00	<1%
10103DAA4	BOSTON MEDICAL Moody's: Baa2 S&P: BBB	4.519%	07/01/26	100,000.0000	98.39820	98,398.20	104,666.81 110,659.45	(6,268.61) ^b	2.12%	4,519.00	1,506.33	<1%



Schwab One® Account of

CITY OF HIDDEN HILLS
MGR: BELLE HAVEN INVESTMENTS

Statement Period
October 1-31, 2024



Positions - Fixed Income (continued)

Symbol/ CUSIP	Description	Coupon	Maturity Date	Quantity/Par	Price(\$)	Market Value(\$)	Adj Cost Basis/ Orig Cost Basis(\$)	Unrealized Gain/(Loss)(\$)	Yield to Maturity	Est. Annual Income(\$)	Accrued Income(\$)	% of Acct
78349AAA1	RWJBARNABAS HEA Moody's: A1 S&P: AA-	2.954%	07/01/26	185,000.0000	96.56280	178,641.18	176,391.00 176,391.00	2,250.18	5.13%	5,464.90	1,821.63	2%
442851AQ4	HOWARD UNIVERSI Moody's: NR S&P: AA	2.291%	10/01/26	25,000.0000	93.10920	23,277.30	25,030.66 25,084.75	(1,753.36) ^b	2.23%	572.75	47.73	<1%
442851AH4	HOWARD UNIVERSI Moody's: NR S&P: AA	2.657%	10/01/26	10,000.0000	93.76110	9,376.11	10,086.98 10,220.60	(710.87) ^b	2.21%	265.70	22.14	<1%
03040WAN5	AMERICAN WATER CAPI Moody's: Baa1 S&P: A CALLABLE 09/01/26 AT 100.00000	3.0%	12/01/26	15,000.0000	96.31100	14,446.65	15,356.80 15,674.90	(910.15) ^b	2.02%	450.00	187.50	<1%
842434CW0	SOCAL GAS CO Moody's: A2 S&P: A CALLABLE 03/15/27 AT 100.00000	2.95%	04/15/27	260,000.0000	96.17240	250,048.24	258,779.41 258,779.41	(8,731.17)	3.05%	7,670.00	340.89	2%
784710AA3	SSM HEALTH CARE Moody's: WR S&P: A+ CALLABLE 03/01/27 AT 100.00000	3.823%	06/01/27	150,000.0000	98.07600	147,114.00	145,068.05 145,068.05	2,045.95	N/A ^y	5,734.50	2,389.38	1%
63743HFT4	NTNL RURAL UTILI Moody's: A2 S&P: A- CALLABLE 08/16/27 AT 100.00000	4.12%	09/16/27	85,000.0000	98.78540	83,967.59	85,014.25 85,014.25	(1,046.66)	4.11%	3,502.00	437.75	<1%
20268JAK9	COMMONSPIRIT HE Moody's: A3 S&P: A- CALLABLE 08/01/27 AT 100.00000	6.073%	11/01/27	60,000.0000	103.81550	62,289.30	61,314.90 61,314.90	974.40	5.38%	3,643.80	1,821.90	<1%
17108JAA1	CHRISTUS HOPKIN Moody's: A1 S&P: A+ CALLABLE 04/01/28 AT 100.00000	4.341%	07/01/28	100,000.0000	98.16180	98,161.80	96,278.50 96,278.50	1,883.30	5.19%	4,341.00	1,447.00	<1%
58942HAC5	MERCY HEALTH Moody's: A2 S&P: A+ CALLABLE 01/01/28 AT 100.00000	4.302%	07/01/28	124,000.0000	99.28900	123,118.36	123,061.30 123,061.30	57.06	4.51%	5,334.48	1,778.16	1%
007589AA2	ADVOCATE HEALTH Moody's: Aa3 S&P: AA CALLABLE 05/15/28 AT 100.00000	3.829%	08/15/28	50,000.0000	97.22520	48,612.60	47,923.00 47,923.00	689.60	4.75%	1,914.50	404.17	<1%
91412NBH2	THE UNIVERSITY Moody's: Aa2 S&P: NR	4.947%	04/01/29	110,000.0000	101.49160	111,640.76	110,013.08 110,020.00	1,627.68 ^b	4.94%	5,441.70	453.48	<1%
63743HFS6	NTNL RURAL UTILI Moody's: A2 S&P: A- CALLABLE 05/15/29 AT 100.00000	5.15%	06/15/29	125,000.0000	101.49000	126,862.50	129,856.67 129,856.67	(2,994.17)	4.24%	6,437.50	3,057.81	1%
13077DQC9	CALIFORNIA ST U Moody's: Aa2 S&P: AA-	0.563%	11/01/24	95,000.0000	100.00000	95,000.00	87,796.50 87,796.50	7,203.50	N/A ^y	534.85	267.43	<1%



Schwab One® Account of

CITY OF HIDDEN HILLS
MGR: BELLE HAVEN INVESTMENTS

Statement Period
October 1-31, 2024



Positions - Fixed Income (continued)

Symbol/ CUSIP	Description	Coupon	Maturity Date	Quantity/Par	Price(\$)	Market Value(\$)	Adj Cost Basis/ Orig Cost Basis(\$)	Unrealized Gain/(Loss)(\$)	Yield to Maturity	Est. Annual Income(\$)	Accrued Income(\$)	% of Acct
76913DFV4	RIVERSIDE CNTY Moody's: NR S&P: AA-	0.873%	11/01/24	55,000.0000	100.00000	55,000.00	52,325.00 52,325.00	2,675.00	5.76%	480.15	240.08	<1%
79771FFM4	SAN FRAN CALIF Moody's: NR S&P: NR ESCROWED TO MATURITY	0.723%	11/01/24	15,000.0000	100.00000	15,000.00	14,186.90 14,186.90	813.10	5.94%	108.45	54.23	<1%
81888TAH6	SHAFTER CALIF CM Moody's: NR S&P: AA	3.25%	11/01/24	15,000.0000	100.00000	15,000.00	14,468.30 14,468.30	531.70	6.28%	487.50	243.75	<1%
20775HPC1	CONNECTICUT ST H Moody's: Aaa S&P: AAA	0.98%	11/15/24	15,000.0000	99.85700	14,978.55	13,824.20 13,824.20	1,154.35	4.93%	147.00	67.78	<1%
20775CS96	CONNECTICUT ST H Moody's: Aaa S&P: AAA	3.25%	11/15/24	160,000.0000	99.94300	159,908.80	160,000.41 160,009.37	(91.61) ^b	3.25%	5,200.00	2,397.78	1%
139702BR4	CAPISTRANO CALIF UN Moody's: NR S&P: AA	3.0%	12/01/24	10,000.0000	99.84300	9,984.30	9,591.60 9,591.60	392.70	6.08%	300.00	125.00	<1%
14915TAV3	CATHEDRAL CITY Moody's: NR S&P: A+	3.076%	12/01/24	10,000.0000	99.81900	9,981.90	9,850.10 9,850.10	131.80	6.27%	307.60	128.17	<1%
452674AJ3	IMPERIAL CALIF REDE Moody's: NR S&P: AA	3.0%	12/01/24	15,000.0000	99.83400	14,975.10	14,508.95 14,508.95	466.15	5.78%	450.00	187.50	<1%
797055DK3	SAN BUENAVENTUR Moody's: NR S&P: AA	0.852%	01/01/25	20,000.0000	99.40500	19,881.00	18,805.00 18,805.00	1,076.00	5.91%	170.40	56.80	<1%
430034AZ1	HIGHLAND CALIF REDE Moody's: NR S&P: AA	3.0%	02/01/25	25,000.0000	99.55000	24,887.50	24,434.10 24,434.10	453.40	N/A ^y	750.00	187.50	<1%
86459ADM1	LAKE ELSINORE C Moody's: NR S&P: AA	1.175%	03/01/25	15,000.0000	98.82900	14,824.35	14,487.20 14,487.20	337.15	6.01%	176.25	29.38	<1%
358184QJ1	FRESNO CALIF JT Moody's: A1 S&P: AA	3.48%	04/01/25	20,000.0000	99.54500	19,909.00	19,237.20 19,237.20	671.80	N/A ^y	696.00	58.00	<1%
365471AE1	GARDENA CALIF P Moody's: NR S&P: AA-	1.702%	04/01/25	50,000.0000	98.83100	49,415.50	46,901.50 46,901.50	2,514.00	6.07%	851.00	70.92	<1%
757696AF6	REDONDO BEACH C Moody's: NR S&P: AA	3.125%	05/01/25	10,000.0000	99.33500	9,933.50	9,645.50 9,645.50	288.00	5.65%	312.50	156.25	<1%
91412HGE7	UNIVERSITY CALI Moody's: Aa2 S&P: AA CALLABLE 04/15/25 AT 100.00000	0.883%	05/15/25	45,000.0000	98.10300	44,146.35	44,011.15 44,011.15	135.20	N/A ^y	397.35	183.22	<1%



Schwab One® Account of

CITY OF HIDDEN HILLS
MGR: BELLE HAVEN INVESTMENTS

Statement Period
October 1-31, 2024



Positions - Fixed Income (continued)

Symbol/ CUSIP	Description	Coupon	Maturity Date	Quantity/Par	Price(\$)	Market Value(\$)	Adj Cost Basis/ Orig Cost Basis(\$)	Unrealized Gain/(Loss)(\$)	Yield to Maturity	Est. Annual Income(\$)	Accrued Income(\$)	% of Acct
91412GT54	UNIVERSITY CALIF Moody's: Aa2 S&P: AA	3.05%	05/15/25	45,000.0000	99.21700	44,647.65	43,484.85 43,484.85	1,162.80	N/A ^y	1,372.50	632.88	<1%
13032UXM5	CALIFORNIA HEAL Moody's: Aa3 S&P: AA-	0.952%	06/01/25	20,000.0000	97.87500	19,575.00	18,980.00 18,980.00	595.00	N/A ^y	190.40	79.33	<1%
13032UC22	CALIFORNIA HEAL Moody's: Aa3 S&P: AA-	2.991%	06/01/25	20,000.0000	99.03400	19,806.80	19,669.20 19,669.20	137.60	5.17%	598.20	249.25	<1%
30421TAG9	FAIRFIELD CALIF Moody's: NR S&P: AA	3.648%	06/01/25	10,000.0000	99.54900	9,954.90	9,632.50 9,632.50	322.40	5.21%	364.80	152.00	<1%
420514AG6	HAWTHORNE CALIF Moody's: Aa3 S&P: AA	2.438%	06/01/25	15,000.0000	98.69100	14,803.65	14,105.90 14,105.90	697.75	5.92%	365.70	152.38	<1%
612285AE6	MONTEBELLO CALI Moody's: NR S&P: AA	2.503%	06/01/25	80,000.0000	98.86300	79,090.40	77,746.02 78,962.85	1,344.38 ^b	N/A ^y	2,002.40	834.33	<1%
765761BL4	RIDGECREST CALIF CT Moody's: NR S&P: AA	5.0%	06/01/25	10,000.0000	100.05000	10,005.00	9,794.80 9,794.80	210.20	6.32%	500.00	208.33	<1%
80168ABZ9	SANTA CLARA VY Moody's: Aa1 S&P: NR	2.782%	06/01/25	65,000.0000	98.97100	64,331.15	63,509.40 63,509.40	821.75	5.32%	1,808.30	753.46	<1%
899154AX6	TULARE CNTY CALI Moody's: Aa2 S&P: AA-	3.71%	06/01/25	70,000.0000	99.47000	69,629.00	67,865.40 67,865.40	1,763.60	5.70%	2,597.00	1,082.08	<1%
933002AB3	WALNUT VY CALIF Moody's: NR S&P: AA+	0.762%	06/01/25	15,000.0000	97.93500	14,690.25	13,847.45 13,847.45	842.80	5.55%	114.30	47.63	<1%
006797CG7	ADELANTO CALIF Moody's: NR S&P: AA	3.875%	07/01/25	25,000.0000	99.50100	24,875.25	24,415.70 24,415.70	459.55	N/A ^y	968.75	322.92	<1%
03255LJB6	ANAHEIM CALIF P Moody's: A1 S&P: AA	0.936%	07/01/25	95,000.0000	97.62900	92,747.55	94,000.28 94,011.76	(1,252.73) ^b	N/A ^y	889.20	296.40	<1%
18978DAE1	COACHELLA CALIF Moody's: NR S&P: AA-	1.584%	07/01/25	20,000.0000	97.95400	19,590.80	18,761.80 18,761.80	829.00	N/A ^y	316.80	105.60	<1%
91412GU94	UNIVERSITY CALI Moody's: Aa2 S&P: AA CALLABLE 04/01/25 AT 100.00000	3.063%	07/01/25	140,000.0000	99.10400	138,745.60	138,576.08 138,576.08	169.52	N/A ^y	4,288.20	1,429.40	1%
170466AG1	CHOWCHILLA CALIF Moody's: NR S&P: AA-	3.44%	07/15/25	10,000.0000	99.10700	9,910.70	9,758.70 9,758.70	152.00	5.89%	344.00	101.29	<1%



Schwab One® Account of

CITY OF HIDDEN HILLS
MGR: BELLE HAVEN INVESTMENTS

Statement Period
October 1-31, 2024



Positions - Fixed Income (continued)

Symbol/ CUSIP	Description	Coupon	Maturity Date	Quantity/Par	Price(\$)	Market Value(\$)	Adj Cost Basis/ Orig Cost Basis(\$)	Unrealized Gain/(Loss)(\$)	Yield to Maturity	Est. Annual Income(\$)	Accrued Income(\$)	% of Acct
12953CAX3	CALEXICO CALIF Moody's: NR S&P: AA	2.483%	08/01/25	355,000.0000	98.24800	348,780.40	353,680.22 353,695.91	(4,899.82) ^b	N/A ^y	8,814.65	2,203.66	3%
14575TDZ2	CARSON CALIF RE Moody's: NR S&P: AA	1.288%	08/01/25	100,000.0000	97.52300	97,523.00	100,003.92 100,019.09	(2,480.92) ^b	1.28%	1,288.00	322.00	<1%
168520QD9	CHICO CALIF UNI Moody's: Aa3 S&P: NR	0.95%	08/01/25	10,000.0000	97.42000	9,742.00	8,943.70 8,943.70	798.30	5.02%	95.00	23.75	<1%
212204EZ0	CONTRA COSTA CA Moody's: Aa1 S&P: AA+	5.882%	08/01/25	5,000.0000	101.03700	5,051.85	5,004.08 5,008.00	47.77 ^b	5.80%	294.10	73.53	<1%
345102PG6	FOOTHILL-DE ANZ Moody's: Aaa S&P: AAA	0.906%	08/01/25	40,000.0000	97.45900	38,983.60	36,775.60 36,775.60	2,208.00	N/A ^y	362.40	90.60	<1%
400559AH3	GUADALUPE CALIF CMN Moody's: NR S&P: AA	3.0%	08/01/25	65,000.0000	98.69500	64,151.75	62,383.05 62,383.05	1,768.70	N/A ^y	1,950.00	487.50	<1%
427078AF7	HERCULES CALIF Moody's: NR S&P: AA	3.566%	08/01/25	30,000.0000	99.23000	29,769.00	29,108.60 29,108.60	660.40	N/A ^y	1,069.80	267.45	<1%
446222UR0	HUNTINGTON BEAC Moody's: NR S&P: AA-	0.908%	08/01/25	95,000.0000	97.38900	92,519.55	87,642.50 87,642.50	4,877.05	N/A ^y	862.60	215.65	<1%
457110MH4	INGLEWOOD CALIF Moody's: Baa1 S&P: AA	1.213%	08/01/25	10,000.0000	97.38300	9,738.30	9,180.10 9,180.10	558.20	6.07%	121.30	30.33	<1%
518021UX6	LAS VIRGENES CA Moody's: Aa1 S&P: AA-	5.536%	08/01/25	5,000.0000	100.83500	5,041.75	4,978.55 4,978.55	63.20	5.95%	276.80	69.20	<1%
54148TAR7	LOMA LINDA CALIF Moody's: NR S&P: AA	2.75%	08/01/25	10,000.0000	98.55700	9,855.70	9,434.66 9,402.10	421.04 ^b	6.23%	275.00	68.75	<1%
542433ND5	LONG BEACH CALI Moody's: Aa2 S&P: AA-	5.914%	08/01/25	35,000.0000	100.75700	35,264.95	35,058.67 35,098.08	206.28 ^b	N/A ^y	2,069.90	517.48	<1%
677765GW3	OHLONE CALIF CM Moody's: Aa1 S&P: NR	1.975%	08/01/25	50,000.0000	98.19500	49,097.50	47,153.20 47,153.20	1,944.30	N/A ^y	987.50	246.88	<1%
692020T59	OXNARD CALIF SCH Moody's: NR S&P: AA	0.99%	08/01/25	95,000.0000	97.48400	92,609.80	87,391.50 87,391.50	5,218.30	5.32%	940.50	235.13	<1%
73208PBF7	POMONA CALIF PENSIO Moody's: NR S&P: AA-	4.0%	08/01/25	65,000.0000	99.49500	64,671.75	66,542.40 72,352.62	(1,870.65) ^b	1.60%	2,600.00	650.00	<1%



Schwab One® Account of

CITY OF HIDDEN HILLS
MGR: BELLE HAVEN INVESTMENTS

Statement Period
October 1-31, 2024



Positions - Fixed Income (continued)

Symbol/ CUSIP	Description	Coupon	Maturity Date	Quantity/Par	Price(\$)	Market Value(\$)	Adj Cost Basis/ Orig Cost Basis(\$)	Unrealized Gain/(Loss)(\$)	Yield to Maturity	Est. Annual Income(\$)	Accrued Income(\$)	% of Acct
762494QB1	RIALTO CALIF UNI Moody's: Aa3 S&P: AA CALLABLE 02/01/25 AT 100.00000	5.28%	08/01/25	55,000.0000	100.06200	55,034.10	54,981.79 54,951.08	52.31 ^b	5.32%	2,904.00	726.00	<1%
779631JY7	ROWLAND CALIF U Moody's: Aa2 S&P: NR	0.946%	08/01/25	10,000.0000	97.34500	9,734.50	9,490.00 9,490.00	244.50	5.56%	94.60	23.65	<1%
786091AG3	SACRAMENTO CNTY Moody's: A1 S&P: AA	7.25%	08/01/25	10,000.0000	101.86500	10,186.50	10,142.56 10,318.60	43.94 ^b	5.76%	725.00	181.25	<1%
79770GJB3	SAN FRAN CALIF Moody's: NR S&P: AA	1.561%	08/01/25	45,000.0000	97.82600	44,021.70	41,645.05 41,645.05	2,376.65	N/A ^y	702.45	175.61	<1%
798063GU1	SAN JOAQUIN CAL Moody's: Aa2 S&P: NR	0.883%	08/01/25	90,000.0000	97.41400	87,672.60	82,639.10 82,639.10	5,033.50	5.71%	794.70	198.68	<1%
798170AH9	SAN JOSE CALIF Moody's: NR S&P: AA	3.076%	08/01/25	100,000.0000	98.89500	98,895.00	97,645.58 97,645.58	1,249.42	N/A ^y	3,076.00	769.00	<1%
802629BA2	SANTA ROSA CALIF Moody's: NR S&P: AA+	2.9%	08/01/25	25,000.0000	98.91200	24,728.00	23,748.00 23,748.00	980.00	5.46%	725.00	181.25	<1%
82626SAD2	SIERRA CNTY CALI Moody's: NR S&P: AA-	1.76%	08/01/25	15,000.0000	97.83000	14,674.50	14,069.00 14,069.00	605.50	5.86%	264.00	66.00	<1%
924397DE9	VERNON CALIF ELE Moody's: A1 S&P: AA	4.65%	08/01/25	145,000.0000	100.03300	145,047.85	145,000.00 162,252.27	47.85 ^b	2.35%	6,742.50	1,685.63	1%
358266CC6	FRESNO CNTY CALIF P Moody's: Baa3 S&P: AA		08/15/25	245,000.0000	96.11500	235,481.75	234,311.28 219,535.95	1,170.47 ^b	N/A ^y	0.00	0.00	2%
066616AJ2	BANNING CALIF R Moody's: NR S&P: AA	2.805%	09/01/25	20,000.0000	98.63700	19,727.40	19,177.90 19,177.90	549.50	N/A ^y	561.00	93.50	<1%
169548FL3	CHINO CALIF PUB Moody's: NR S&P: AA	1.453%	09/01/25	55,000.0000	97.46500	53,605.75	52,042.80 52,042.80	1,562.95	N/A ^y	799.15	133.19	<1%
235839DS3	DANA POINT CALI Moody's: NR S&P: AA	1.418%	09/01/25	200,000.0000	97.12900	194,258.00	200,004.16 200,020.00	(5,746.16) ^b	1.42%	2,836.00	472.67	2%
283321AJ6	EL MONTE CALIF C Moody's: NR S&P: AA	3.25%	09/01/25	70,000.0000	98.86000	69,202.00	67,759.70 67,759.70	1,442.30	5.98%	2,275.00	379.17	<1%
57419RK87	MARYLAND ST CMN Moody's: Aa1 S&P: NR	3.353%	09/01/25	20,000.0000	98.99700	19,799.40	19,978.40 19,978.40	(179.00)	3.39%	670.60	111.77	<1%



Schwab One® Account of

CITY OF HIDDEN HILLS
MGR: BELLE HAVEN INVESTMENTS

Statement Period
October 1-31, 2024



Positions - Fixed Income (continued)

Symbol/ CUSIP	Description	Coupon	Maturity Date	Quantity/Par	Price(\$)	Market Value(\$)	Adj Cost Basis/ Orig Cost Basis(\$)	Unrealized Gain/(Loss)(\$)	Yield to Maturity	Est. Annual Income(\$)	Accrued Income(\$)	% of Acct
612496AX7	MONTEREY CNTY CA Moody's: A2 S&P: AA-	2.65%	09/01/25	20,000.0000	98.31200	19,662.40	19,274.00 19,274.00	388.40	3.82%	530.00	88.33	<1%
61741GAD2	MORGAN HILL CAL Moody's: NR S&P: AA	0.961%	09/01/25	10,000.0000	96.95000	9,695.00	9,132.50 9,132.50	562.50	5.88%	96.10	16.02	<1%
76246PBV9	RIALTO CALIF RE Moody's: NR S&P: AA	4.524%	09/01/25	15,000.0000	99.78300	14,967.45	14,750.45 14,750.45	217.00	5.15%	678.60	113.10	<1%
786087BX3	SACRAMENTO CALI Moody's: NR S&P: AA	1.128%	09/01/25	15,000.0000	97.36100	14,604.15	13,857.50 13,857.50	746.65	4.67%	169.20	28.20	<1%
79730WBN9	SAN DIEGO CALIF Moody's: NR S&P: AA	3.125%	09/01/25	25,000.0000	98.81500	24,703.75	23,767.00 23,767.00	936.75	5.87%	781.25	130.21	<1%
92440HAC1	VERNON CALIF RE Moody's: NR S&P: AA	3.891%	09/01/25	50,000.0000	99.27300	49,636.50	48,934.00 48,934.00	702.50	5.72%	1,945.50	324.25	<1%
509628CU5	LAKE ELSINORE C Moody's: NR S&P: AA	1.153%	09/02/25	35,000.0000	97.05600	33,969.60	32,757.25 32,757.25	1,212.35	5.81%	403.55	66.14	<1%
032556EZ1	ANAHEIM CALIF H Moody's: NR S&P: AA+	1.725%	10/01/25	20,000.0000	97.53800	19,507.60	19,428.00 19,428.00	79.60	4.60%	345.00	28.75	<1%
13034AD80	CALIFORNIA INFR Moody's: NR S&P: BBB+	3.026%	10/01/25	10,000.0000	98.09500	9,809.50	9,387.60 9,387.60	421.90	5.85%	302.60	25.22	<1%
79876CBE7	SAN MARCOS CALI Moody's: NR S&P: AA-	4.016%	10/01/25	20,000.0000	99.49100	19,898.20	19,334.00 19,334.00	564.20	5.41%	803.20	66.93	<1%
861398CJ2	STOCKTON CALIF Moody's: NR S&P: AA	2.464%	10/01/25	10,000.0000	98.06200	9,806.20	9,401.70 9,401.70	404.50	5.43%	246.40	20.53	<1%
87047SAJ9	SWEETWATER CALIF Moody's: NR S&P: AA ESCROWED TO MATURITY	2.89%	10/01/25	30,000.0000	98.36900	29,510.70	28,256.70 28,256.70	1,254.00	N/A ^y	867.00	72.25	<1%
452650JK1	IMPERIAL CALIF Moody's: NR S&P: AA-	2.632%	11/01/25	15,000.0000	98.16000	14,724.00	14,076.35 14,076.35	647.65	5.83%	394.80	197.40	<1%
607802CA1	MODESTO CALIF W Moody's: NR S&P: AA	0.985%	11/01/25	40,000.0000	96.58600	38,634.40	37,247.10 37,247.10	1,387.30	N/A ^y	394.00	197.00	<1%
81888TAJ2	SHAFTER CALIF C Moody's: NR S&P: AA	3.375%	11/01/25	20,000.0000	98.54300	19,708.60	19,010.50 19,010.50	698.10	N/A ^y	675.00	337.50	<1%



Schwab One® Account of

CITY OF HIDDEN HILLS
MGR: BELLE HAVEN INVESTMENTSStatement Period
October 1-31, 2024

Positions - Fixed Income (continued)

Symbol/ CUSIP	Description	Coupon	Maturity Date	Quantity/Par	Price(\$)	Market Value(\$)	Adj Cost Basis/ Orig Cost Basis(\$)	Unrealized Gain/(Loss)(\$)	Yield to Maturity	Est. Annual Income(\$)	Accrued Income(\$)	% of Acct
899124MF5	TULARE CALIF SW Moody's: NR S&P: AA	1.458%	11/15/25	20,000.0000	96.81500	19,363.00	18,487.20 18,487.20	875.80	N/A ^y	291.60	134.46	<1%
13067WRC8	CALIFORNIA ST DE Moody's: Aa1 S&P: AAA	0.79%	12/01/25	20,000.0000	96.24100	19,248.20	17,992.20 17,992.20	1,256.00	5.75%	158.00	65.83	<1%
14915TAW1	CATHEDRAL CITY Moody's: NR S&P: AA	3.303%	12/01/25	20,000.0000	98.45600	19,691.20	18,929.20 18,929.20	762.00	5.79%	660.60	275.25	<1%
85473TBF1	STANTON CALIF RE Moody's: NR S&P: AA	3.25%	12/01/25	10,000.0000	98.55600	9,855.60	9,601.80 9,601.80	253.80	5.44%	325.00	135.42	<1%
672319CF5	OAKLAND CALIF P Moody's: Aa1 S&P: AA+	4.676%	12/15/25	200,000.0000	99.95600	199,912.00	197,528.00 197,528.00	2,384.00	5.23%	9,352.00	3,532.98	2%
797055DL1	SAN BUENAVENTUR Moody's: NR S&P: AA	1.169%	01/01/26	65,000.0000	96.33600	62,618.40	58,930.15 58,930.15	3,688.25	5.63%	759.85	253.28	<1%
77781RCR2	ROSEVILLE CALIF Moody's: NR S&P: AA	1.111%	02/01/26	115,000.0000	96.01800	110,420.70	103,948.95 103,948.95	6,471.75	5.49%	1,277.65	319.41	<1%
796714DH3	SAN BERNARDINO Moody's: A1 S&P: AA	8.253%	02/01/26	30,000.0000	102.17700	30,653.10	31,204.48 32,583.57	(551.38) ^b	N/A ^y	2,475.90	618.98	<1%
76913CBA6	RIVERSIDE CNTY Moody's: Aa2 S&P: AA	2.863%	02/15/26	570,000.0000	97.82700	557,613.90	569,302.98 577,260.03	(11,689.08) ^b	N/A ^y	16,319.10	3,445.14	5%
86459ADN9	LAKE ELSINORE CA Moody's: NR S&P: AA	1.55%	03/01/26	275,000.0000	95.95600	263,879.00	275,005.38 275,020.00	(11,126.38) ^b	1.55%	4,262.50	710.42	2%
485428ZX7	KANSAS ST DEV F Moody's: Aa3 S&P: AA	5.371%	05/01/26	115,000.0000	100.59900	115,688.85	115,620.98 116,067.31	67.87 ^b	5.08%	6,176.65	3,088.33	<1%
757696AG4	REDONDO BEACH CA Moody's: NR S&P: AA	3.25%	05/01/26	40,000.0000	98.27300	39,309.20	39,050.22 39,498.60	258.98 ^b	N/A ^y	1,300.00	650.00	<1%
683042AK1	ONTARIO CALIF I Moody's: NR S&P: AA	2.998%	05/15/26	40,000.0000	97.97800	39,191.20	37,753.90 37,753.90	1,437.30	N/A ^y	1,199.20	552.96	<1%
91412HDN0	UNIVERSITY CALI Moody's: Aa3 S&P: AA-	3.806%	05/15/26	10,000.0000	99.00700	9,900.70	9,592.00 9,592.00	308.70	5.43%	380.60	175.50	<1%
05822KAG5	BALDWIN PK CALI Moody's: NR S&P: AA-	3.351%	06/01/26	40,000.0000	97.89100	39,156.40	38,081.15 38,081.15	1,075.25	N/A ^y	1,340.40	558.50	<1%



Schwab One® Account of

CITY OF HIDDEN HILLS
MGR: BELLE HAVEN INVESTMENTS

Statement Period
October 1-31, 2024



Positions - Fixed Income (continued)

Symbol/ CUSIP	Description	Coupon	Maturity Date	Quantity/Par	Price(\$)	Market Value(\$)	Adj Cost Basis/ Orig Cost Basis(\$)	Unrealized Gain/(Loss)(\$)	Yield to Maturity	Est. Annual Income(\$)	Accrued Income(\$)	% of Acct
612285AF3	MONTEBELLO CALIF Moody's: NR S&P: AA	2.83%	06/01/26	20,000.0000	97.53600	19,507.20	19,589.75 19,980.60	(82.55) ^b	N/A ^y	566.00	235.83	<1%
691875DD7	OXNARD CALIF FI Moody's: NR S&P: AA	2.618%	06/01/26	10,000.0000	97.23100	9,723.10	9,486.30 9,486.30	236.80	5.44%	261.80	109.08	<1%
765761BM2	RIDGECREST CALIF CT Moody's: NR S&P: AA	5.0%	06/01/26	10,000.0000	100.19600	10,019.60	10,032.31 10,047.70	(12.71) ^b	4.83%	500.00	208.33	<1%
769036BF0	RIVERSIDE CALIF PEN Moody's: NR S&P: AA	3.0%	06/01/26	15,000.0000	97.80800	14,671.20	14,355.65 14,355.65	315.55	5.33%	450.00	187.50	<1%
80168FMF0	SANTA CLARA VY Moody's: Aa1 S&P: NR CALLABLE 12/01/25 AT 100.00000	3.259%	06/01/26	15,000.0000	98.12500	14,718.75	14,149.10 14,149.10	569.65	5.45%	488.85	203.69	<1%
006797CH5	ADELANTO CALIF PUB Moody's: NR S&P: AA	4.0%	07/01/26	20,000.0000	99.05500	19,811.00	19,241.20 19,241.20	569.80	5.48%	800.00	266.67	<1%
03255LJC4	ANAHEIM CALIF P Moody's: A1 S&P: AA	1.186%	07/01/26	10,000.0000	94.67000	9,467.00	8,812.00 8,812.00	655.00	5.75%	118.60	39.53	<1%
03255LKA6	ANAHEIM CALIF P Moody's: A1 S&P: AA	1.893%	07/01/26	110,000.0000	95.48300	105,031.30	107,619.68 107,619.68	(2,588.38)	N/A ^y	2,082.30	694.10	<1%
036717MP8	ANTELOPE VALLEY Moody's: Aa3 S&P: NR	2.546%	08/01/26	15,000.0000	96.84700	14,527.05	14,259.95 14,259.95	267.10	5.03%	381.90	95.48	<1%
12953CAY1	CALEXICO CALIF Moody's: NR S&P: AA	2.651%	08/01/26	50,000.0000	96.37000	48,185.00	46,605.45 46,605.45	1,579.55	N/A ^y	1,325.50	331.38	<1%
14916YDB2	CATHEDRAL CITY Moody's: NR S&P: AA	1.845%	08/01/26	15,000.0000	95.27600	14,291.40	13,457.90 13,457.90	833.50	5.50%	276.75	69.19	<1%
15722TJR3	CHABOT-LAS POSIT Moody's: Aa2 S&P: AA	1.08%	08/01/26	55,000.0000	94.56700	52,011.85	48,462.35 48,462.35	3,549.50	5.68%	594.00	148.50	<1%
189342L89	CLOVIS CALIF UN Moody's: NR S&P: AA	1.365%	08/01/26	20,000.0000	95.18700	19,037.40	19,109.60 19,109.60	(72.20)	2.43%	273.00	68.25	<1%
245278EB8	DEL NORTE CNTY C Moody's: NR S&P: AA	2.49%	08/01/26	10,000.0000	96.83500	9,683.50	9,251.70 9,251.70	431.80	5.13%	249.00	62.25	<1%
423542RU5	HEMET CALIF UNI Moody's: NR S&P: AA	1.18%	08/01/26	55,000.0000	94.65300	52,059.15	48,750.00 48,750.00	3,309.15	5.21%	649.00	162.25	<1%



Schwab One® Account of

CITY OF HIDDEN HILLS
MGR: BELLE HAVEN INVESTMENTS

Statement Period
October 1-31, 2024



Positions - Fixed Income (continued)

Symbol/ CUSIP	Description	Coupon	Maturity Date	Quantity/Par	Price(\$)	Market Value(\$)	Adj Cost Basis/ Orig Cost Basis(\$)	Unrealized Gain/(Loss)(\$)	Yield to Maturity	Est. Annual Income(\$)	Accrued Income(\$)	% of Acct
503651AG6	LA MESA CALIF CT Moody's: A1 S&P: NR CALLABLE 02/01/25 AT 100.00000	6.32%	08/01/26	10,000.0000	100.13400	10,013.40	10,012.79 10,018.33	0.61 ^b	6.25%	632.00	158.00	<1%
567830BU7	MARIN CNTY CALIF Moody's: Aaa S&P: AAA	5.41%	08/01/26	15,000.0000	100.93700	15,140.55	14,978.10 14,978.10	162.45	5.46%	811.50	202.88	<1%
677765GX1	OHLONE CALIF CM Moody's: Aa1 S&P: NR	2.095%	08/01/26	35,000.0000	96.16100	33,656.35	32,935.63 32,935.63	720.72	5.06%	733.25	183.31	<1%
73208PBG5	POMONA CALIF PE Moody's: NR S&P: AA-	2.474%	08/01/26	65,000.0000	96.40100	62,660.65	61,901.94 62,012.20	758.71 ^b	N/A ^y	1,608.10	402.03	<1%
797272QR5	SAN DIEGO CALIF Moody's: Aa1 S&P: AAA	2.299%	08/01/26	25,000.0000	96.68000	24,170.00	23,176.25 23,176.25	993.75	4.87%	574.75	143.69	<1%
79770GGT7	SAN FRAN CALIF CITY Moody's: NR S&P: AA-	3.0%	08/01/26	25,000.0000	97.57000	24,392.50	23,617.75 23,617.75	774.75	5.61%	750.00	187.50	<1%
83412PFN7	SOLANO CALIF CM Moody's: Aa2 S&P: AA	2.481%	08/01/26	100,000.0000	96.90200	96,902.00	94,825.00 94,825.00	2,077.00	5.11%	2,481.00	620.25	<1%
22972PCK6	CUCAMONGA VY CAL Moody's: NR S&P: AA+	3.55%	09/01/26	150,000.0000	98.63300	147,949.50	142,457.00 142,457.00	5,492.50	5.44%	5,325.00	887.50	1%
235839DT1	DANA POINT CALI Moody's: NR S&P: AA	1.691%	09/01/26	35,000.0000	94.40000	33,040.00	31,599.45 31,599.45	1,440.55	N/A ^y	591.85	98.64	<1%
767027DP7	RIO CALIF ELEM S Moody's: NR S&P: AA	2.66%	09/01/26	15,000.0000	96.23000	14,434.50	13,697.30 13,697.30	737.20	5.80%	399.00	66.50	<1%
79730WBC3	SAN DIEGO CALIF Moody's: NR S&P: AA CALLABLE 09/01/25 AT 100.00000	3.75%	09/01/26	15,000.0000	98.63600	14,795.40	14,273.00 14,273.00	522.40	5.59%	562.50	93.75	<1%
79772EAJ8	SAN FRAN CALIF C Moody's: NR S&P: NR	3.25%	09/01/26	5,000.0000	97.76600	4,888.30	4,582.15 4,582.15	306.15	6.15%	162.50	27.08	<1%
798736AB0	SAN LUIS UNIT/W Moody's: NR S&P: AA	1.828%	09/01/26	30,000.0000	95.46200	28,638.60	30,133.66 30,316.70	(1,495.06) ^b	1.60%	548.40	91.40	<1%
861361AD5	STOCKTON CALIF Moody's: A1 S&P: AA CALLABLE 03/01/25 AT 100.00000	5.675%	09/01/26	15,000.0000	100.06500	15,009.75	15,003.20 15,004.05	6.55 ^b	5.66%	851.25	141.88	<1%
91857RBF9	VACAVILLE CALIF Moody's: NR S&P: AA-	2.956%	09/01/26	10,000.0000	96.99900	9,699.90	9,429.40 9,429.40	270.50	5.30%	295.60	49.27	<1%



Schwab One® Account of

CITY OF HIDDEN HILLS
MGR: BELLE HAVEN INVESTMENTS

Statement Period
October 1-31, 2024



Positions - Fixed Income (continued)

Symbol/ CUSIP	Description	Coupon	Maturity Date	Quantity/Par	Price(\$)	Market Value(\$)	Adj Cost Basis/ Orig Cost Basis(\$)	Unrealized Gain/(Loss)(\$)	Yield to Maturity	Est. Annual Income(\$)	Accrued Income(\$)	% of Acct
953321AE6	WEST HOLLYWOOD Moody's: NR S&P: AA-	1.245%	09/01/26	20,000.0000	94.02800	18,805.60	20,006.71 20,016.67	(1,201.11) ^b	1.23%	249.00	41.50	<1%
10727XVH8	BRENTWOOD CALIF Moody's: NR S&P: AA	3.616%	09/02/26	35,000.0000	98.14300	34,350.05	33,022.20 33,022.20	1,327.85	5.73%	1,265.60	207.42	<1%
13063DRD2	CALIFORNIA ST Moody's: Aa2 S&P: AA-	2.375%	10/01/26	125,000.0000	96.57100	120,713.75	119,614.34 120,534.00	1,099.41 ^b	N/A ^y	2,968.75	247.40	1%
196480KT3	COLORADO HSG & Moody's: Aaa S&P: AAA	1.609%	10/01/26	20,000.0000	94.64900	18,929.80	19,454.80 19,454.80	(525.00)	2.23%	321.80	26.82	<1%
13063BJE3	CALIFORNIA ST Moody's: Aa2 S&P: AA-	6.875%	11/01/26	10,000.0000	104.68800	10,468.80	10,552.95 10,767.60	(84.15) ^b	4.51%	687.50	343.75	<1%
76913DFX0	RIVERSIDE CNTY Moody's: NR S&P: AA-	1.474%	11/01/26	85,000.0000	94.69300	80,489.05	82,652.42 82,660.00	(2,163.37) ^b	N/A ^y	1,252.90	626.45	<1%
87972DBF8	TEMECULA CALIF Moody's: NR S&P: AA	3.125%	12/15/26	135,000.0000	96.86900	130,773.15	131,218.34 131,194.41	(445.19) ^b	4.49%	4,218.75	1,593.75	1%
658909N51	NORTH DAKOTA ST Moody's: Aa1 S&P: NR	3.913%	01/01/27	40,000.0000	98.67500	39,470.00	40,009.97 40,016.67	(539.97) ^b	0.00%	1,565.20	521.73	<1%
672240WK0	OAKLAND CALIF Moody's: Aa1 S&P: AA+	1.83%	01/15/27	30,000.0000	94.81100	28,443.30	27,780.80 27,780.80	662.50	4.95%	549.00	161.65	<1%
764464AE3	RICHMOND CALIF Moody's: NR S&P: AA-	4.334%	01/15/27	50,000.0000	98.76100	49,380.50	48,554.90 48,554.90	825.60	N/A ^y	2,167.00	638.06	<1%
428061EF8	HESPERIA CALIF Moody's: NR S&P: AA	1.887%	02/01/27	15,000.0000	93.81200	14,071.80	13,740.20 13,740.20	331.60	5.39%	283.05	70.76	<1%
73209MAJ6	POMONA CALIF RED Moody's: NR S&P: A+	3.98%	02/01/27	50,000.0000	98.64000	49,320.00	48,939.00 48,939.00	381.00	4.77%	1,990.00	497.50	<1%
196480B89	COLORADO HSG & F Moody's: Aaa S&P: AAA	3.62%	05/01/27	115,000.0000	97.77100	112,436.65	115,011.24 115,020.00	(2,574.59) ^b	3.62%	4,163.00	2,081.50	<1%
683042BD6	ONTARIO CALIF I Moody's: NR S&P: AA	1.875%	05/15/27	30,000.0000	94.06200	28,218.60	28,925.00 28,925.00	(706.40)	N/A ^y	562.50	259.38	<1%
91412GXD2	UNIVERSITY CALI Moody's: Aa2 S&P: AA	3.409%	05/15/27	10,000.0000	97.59300	9,759.30	9,823.50 9,823.50	(64.20)	4.12%	340.90	157.19	<1%



Schwab One® Account of

CITY OF HIDDEN HILLS
MGR: BELLE HAVEN INVESTMENTS

Statement Period
October 1-31, 2024



Positions - Fixed Income (continued)

Symbol/ CUSIP	Description	Coupon	Maturity Date	Quantity/Par	Price(\$)	Market Value(\$)	Adj Cost Basis/ Orig Cost Basis(\$)	Unrealized Gain/(Loss)(\$)	Yield to Maturity	Est. Annual Income(\$)	Accrued Income(\$)	% of Acct
83866PAH6	SOUTH LAKE TAHOE CA Moody's: NR S&P: AA+	4.0%	06/01/27	70,000.0000	99.03100	69,321.70	67,282.37 67,282.37	2,039.33	5.03%	2,800.00	1,166.67	<1%
899154AZ1	TULARE CNTY CAL Moody's: Aa2 S&P: AA-	3.959%	06/01/27	25,000.0000	98.52100	24,630.25	23,743.90 23,743.90	886.35	N/A ^y	989.75	412.40	<1%
56042RJ60	MAINE HEALTH & Moody's: Aa3 S&P: AA	1.659%	07/01/27	10,000.0000	92.81600	9,281.60	9,720.50 9,720.50	(438.90)	2.21%	165.90	55.30	<1%
797355L77	SAN DIEGO CALIF Moody's: Aa2 S&P: AA-	5.26%	07/01/27	90,000.0000	101.54600	91,391.40	90,937.34 91,089.10	454.06 ^b	4.88%	4,734.00	1,578.00	<1%
817409N50	SEQUOIA CALIF U Moody's: Aaa S&P: NR	1.951%	07/01/27	55,000.0000	94.20800	51,814.40	53,938.05 53,938.05	(2,123.65)	N/A ^y	1,073.05	357.68	<1%
03667PFR8	ANTELOPE VALLEY Moody's: Aa2 S&P: AA	3.378%	08/01/27	45,000.0000	97.57400	43,908.30	43,329.35 43,329.35	578.95	4.70%	1,520.10	380.03	<1%
697511FE8	PALOMAR CALIF C Moody's: Aa2 S&P: AA	1.419%	08/01/27	25,000.0000	92.42600	23,106.50	23,061.25 23,061.25	45.25	4.21%	354.75	88.69	<1%
796711F46	SAN BERNARDINO Moody's: A1 S&P: AA	1.661%	08/01/27	10,000.0000	93.04600	9,304.60	9,242.80 9,242.80	61.80	4.62%	166.10	41.53	<1%
797272QS3	SAN DIEGO CALIF Moody's: Aa1 S&P: AAA	2.407%	08/01/27	235,000.0000	95.20700	223,736.45	211,892.87 211,892.87	11,843.58	5.28%	5,656.45	1,414.11	2%
22972PCL4	CUCAMONGA VY CALI Moody's: NR S&P: AA+	3.6%	09/01/27	10,000.0000	98.09100	9,809.10	9,597.60 9,597.60	211.50	4.98%	360.00	60.00	<1%
79772EAK5	SAN FRAN CALIF C Moody's: NR S&P: NR	3.25%	09/01/27	15,000.0000	96.65000	14,497.50	14,087.45 14,087.45	410.05	5.35%	487.50	81.25	<1%
801096AV0	SANTA ANA CALIF Moody's: NR S&P: AA	3.967%	09/01/27	260,000.0000	98.14500	255,177.00	247,352.32 247,352.32	7,824.68	N/A ^y	10,314.20	1,719.03	2%
525654BZ1	LEMON GROVE CAL Moody's: NR S&P: AA CALLABLE 04/01/25 AT 100.50000	3.965%	10/01/27	85,000.0000	98.09100	83,377.35	85,013.70 85,013.70	(1,636.35)	3.96%	3,370.25	280.85	<1%
365471AH4	GARDENA CALIF P Moody's: NR S&P: AA-	2.663%	04/01/28	30,000.0000	94.23000	28,269.00	27,245.90 27,245.90	1,023.10	N/A ^y	798.90	66.58	<1%
544445T82	LOS ANGELES CAL Moody's: NR S&P: NR ESCROWED TO MATURITY	1.625%	05/15/28	15,000.0000	89.23500	13,385.25	13,252.70 13,252.70	132.55	5.01%	243.75	112.40	<1%



Schwab One® Account of

CITY OF HIDDEN HILLS
MGR: BELLE HAVEN INVESTMENTS

Statement Period
October 1-31, 2024



Positions - Fixed Income (continued)

Symbol/ CUSIP	Description	Coupon	Maturity Date	Quantity/Par	Price(\$)	Market Value(\$)	Adj Cost Basis/ Orig Cost Basis(\$)	Unrealized Gain/(Loss)(\$)	Yield to Maturity	Est. Annual Income(\$)	Accrued Income(\$)	% of Acct
13032UC55	CALIFORNIA HEAL Moody's: Aa3 S&P: AA-	3.378%	06/01/28	15,000.0000	95.87800	14,381.70	14,118.05 14,118.05	263.65	5.06%	506.70	211.13	<1%
798153NH1	SAN JOSE CALIF Moody's: Aa2 S&P: AA	1.712%	06/01/28	45,000.0000	91.36700	41,115.15	39,675.35 39,675.35	1,439.80	5.01%	770.40	321.00	<1%
80181PHD2	SANTA CRUZ CNTY Moody's: NR S&P: AA+	4.82%	06/01/28	225,000.0000	100.58700	226,320.75	225,020.00 225,020.00	1,300.75	4.82%	10,845.00	3,946.38	2%
250375LB6	DESERT CALIF CMNTY Moody's: Aa1 S&P: AA	3.0%	08/01/28	250,000.0000	95.38900	238,472.50	238,482.25 238,482.25	(9.75)	4.27%	7,500.00	1,875.00	2%
672325F51	OAKLAND CALIF U Moody's: A1 S&P: A- CALLABLE 08/01/27 AT 100.00000	3.555%	08/01/28	15,000.0000	96.55100	14,482.65	14,395.40 14,395.40	87.25	4.67%	533.25	133.31	<1%
732098FF0	POMONA CALIF UNI Moody's: Aa3 S&P: NR	5.09%	08/01/28	165,000.0000	100.77900	166,285.35	164,930.90 164,930.90	1,354.45	5.10%	8,398.50	2,099.63	1%
54465AGU0	LOS ANGELES CNTY Moody's: Aa2 S&P: AA CALLABLE 09/01/26 AT 100.00000	2.75%	09/01/28	40,000.0000	93.60400	37,441.60	36,656.00 36,656.00	785.60	5.01%	1,100.00	183.33	<1%
92440HAF4	VERNON CALIF RE Moody's: NR S&P: AA	4.431%	09/01/28	50,000.0000	98.89700	49,448.50	48,823.47 48,823.47	625.03	4.95%	2,215.50	369.25	<1%
13077DQG0	CALIFORNIA ST U Moody's: Aa2 S&P: AA-	1.521%	11/01/28	50,000.0000	89.53400	44,767.00	43,309.14 43,309.14	1,457.86	4.91%	760.50	380.25	<1%
13077DUY6	CALIFORNIA ST U Moody's: Aa2 S&P: AA-	4.372%	11/01/28	165,000.0000	99.88700	164,813.55	165,018.68 165,018.68	(205.13)	4.37%	7,213.80	1,242.38	1%
76913DFZ5	RIVERSIDE CNTY Moody's: NR S&P: AA-	1.976%	11/01/28	70,000.0000	91.53100	64,071.70	63,923.00 63,923.00	148.70	4.34%	1,383.20	691.60	<1%
77735AAJ6	ROSEDALE-RIO BR Moody's: NR S&P: AA	1.984%	01/01/29	10,000.0000	90.31200	9,031.20	8,854.40 8,854.40	176.80	4.89%	198.40	66.13	<1%
345105KE9	FOOTHILL / EAST Moody's: A1 S&P: AA	1.891%	01/15/29	55,000.0000	88.77300	48,825.15	48,530.55 48,530.55	294.60	4.86%	1,040.05	306.24	<1%
154070AH9	CENTRAL MARIN P Moody's: NR S&P: AAA	1.998%	02/01/29	265,000.0000	89.99300	238,481.45	233,012.20 233,012.20	5,469.25	N/A ^y	5,294.70	1,323.68	2%
13068XLL1	CALIFORNIA ST P Moody's: Aa3 S&P: A+	4.879%	04/01/29	95,000.0000	101.39100	96,321.45	95,016.12 95,019.05	1,305.33 ^b	4.87%	4,635.05	386.25	<1%



Schwab One® Account of
CITY OF HIDDEN HILLS
MGR: BELLE HAVEN INVESTMENTS

Statement Period
October 1-31, 2024



Positions - Fixed Income (continued)

Symbol/ CUSIP	Description	Coupon	Maturity Date	Quantity/Par	Price(\$)	Market Value(\$)	Adj Cost Basis/ Orig Cost Basis(\$)	Unrealized Gain/(Loss)(\$)	Yield to Maturity	Est. Annual Income(\$)	Accrued Income(\$)	% of Acct
80181PHE0	SANTA CRUZ CNTY Moody's: NR S&P: AA+	4.87%	06/01/29	80,000.0000	100.74500	80,596.00	80,014.44 80,014.44	581.56	4.87%	3,896.00	1,417.71	<1%
Total Fixed Income		11,919,000.0000			\$11,647,994.68		\$83,503.05		\$356,132.93		\$100,099.15 100%	

Accrued Income represents the interest that would be received if the fixed income investment was sold prior to the coupon payment.
Yield to Maturity is the annualized rate of return earned if held until maturity date.

Transactions - Summary

Beginning Cash* as of 10/01	+	Deposits	+	Withdrawals	+	Purchases	+	Sales/Redemptions	+	Dividends/Interest	+	Expenses	=	Ending Cash* as of 10/31
\$13,924.67		\$0.00		\$0.00		(\$320,243.64)		\$330,000.00		\$19,742.81		(\$14,718.31)		\$28,705.53

Other Activity **\$0.00** Other activity includes transactions which don't affect the cash balance such as stock transfers, splits, etc.

*Cash (includes any cash debit balance) held in your account plus the value of any cash invested in a sweep money fund.

Transaction Details

Date	Category	Action	Symbol/ CUSIP	Description	Quantity	Price/Rate per Share(\$)	Charges/ Interest(\$)	Amount(\$)	Realized Gain/(Loss)(\$)
10/01	Redemption	Full Redemption	13034AL57	CALIFORNIA INFR 0.645XXX **MATURED**				75,000.00	
	Redemption	Full Redemption	13034AD72	CALIFORNIA INFR 2.916XXX **MATURED**				65,000.00	
	Redemption	Full Redemption	76221RW33	RHODE ISLAND HSG 1.34XXX **MATURED**				15,000.00	
	Redemption	Full Redemption	79678RBC8	SAN BERNARDINO C 0.92XXX **MATURED**				15,000.00	
	Redemption	Full Redemption	79876CBD9	SAN MARCOS CALI 3.866XXX **MATURED**				10,000.00	
	Redemption	Full Redemption	861398CH6	STOCKTON CALIF 2.374XXX **MATURED**				10,000.00	
	Redemption	Full Redemption	89356CBU9	TRANSBAY JT PWRS 2.42XXX **MATURED**				75,000.00	



Schwab One® Account of

CITY OF HIDDEN HILLS
MGR: BELLE HAVEN INVESTMENTS

Statement Period
October 1-31, 2024



Transaction Details (continued)

Date	Category	Action	Symbol/ CUSIP	Description	Quantity	Price/Rate per Share(\$)	Charges/ Interest(\$)	Amount(\$)	Realized Gain/(Loss)(\$)
10/01	Other Activity	Redemption	13034AL57	CALIFORNIA INFR 0.645XXX **MATURED**	(75,000.0000)				
	Other Activity	Redemption	13034AD72	CALIFORNIA INFR 2.916XXX **MATURED**	(65,000.0000)				
	Other Activity	Redemption	76221RW33	RHODE ISLAND HSG 1.34XXX **MATURED**	(15,000.0000)				
	Other Activity	Redemption	79678RBC8	SAN BERNARDINO C 0.92XXX **MATURED**	(15,000.0000)				
	Other Activity	Redemption	79876CBD9	SAN MARCOS CALI 3.866XXX **MATURED**	(10,000.0000)				
	Other Activity	Redemption	861398CH6	STOCKTON CALIF 2.374XXX **MATURED**	(10,000.0000)				
	Other Activity	Redemption	89356CBU9	TRANSBAY JT PWRS 2.42XXX **MATURED**	(75,000.0000)				
	Interest	Bond Interest	032556EZ1	ANAHEIM CALIF H 1.725%25				172.50	
	Interest	Bond Interest	13034AL57	CALIFORNIA INFR 0.645XXX				241.88	
	Interest	Bond Interest	13034AD72	CALIFORNIA INFR 2.916XXX				947.70	
	Interest	Bond Interest	13034AD80	CALIFORNIA INFR 3.026%25				151.30	
	Interest	Bond Interest	13063DRD2	CALIFORNIA ST 2.375%26				1,484.38	
	Interest	Bond Interest	13068XLL1	CALIFORNIA ST P 4.879%29				2,188.77	
	Interest	Bond Interest	196480KT3	COLORADO HSG & 1.609%26				160.90	
	Interest	Bond Interest	358184QJ1	FRESNO CALIF JT 3.48%25				348.00	
	Interest	Bond Interest	365471AE1	GARDENA CALIF P 1.702%25				425.50	
	Interest	Bond Interest	365471AH4	GARDENA CALIF P 2.663%28				399.45	
	Interest	Bond Interest	442851AH4	HOWARD UNIVERSI 2.657%26				132.85	
	Interest	Bond Interest	76221RW33	RHODE ISLAND HSG 1.34XXX				100.50	
	Interest	Bond Interest	79678RBC8	SAN BERNARDINO C 0.92XXX				69.00	
	Interest	Bond Interest	79876CBD9	SAN MARCOS CALI 3.866XXX				193.30	
	Interest	Bond Interest	79876CBE7	SAN MARCOS CALI 4.016%25				401.60	



Schwab One® Account of
CITY OF HIDDEN HILLS
MGR: BELLE HAVEN INVESTMENTS

Statement Period
October 1-31, 2024



Transaction Details (continued)

Date	Category	Action	Symbol/ CUSIP	Description	Quantity	Price/Rate per Share(\$)	Charges/ Interest(\$)	Amount(\$)	Realized Gain/(Loss)(\$)
10/01	Interest	Bond Interest	861398CH6	STOCKTON CALIF 2.374XXX				118.70	
	Interest	Bond Interest	861398CJ2	STOCKTON CALIF 2.464%25				123.20	
	Interest	Bond Interest	87047SAJ9	SWEETWATER CALIF 2.89%25				433.50	
	Interest	Bond Interest	91412NBH2	THE UNIVERSITY 4.947%29				2,070.87	
	Interest	Bond Interest	89356CBU9	TRANSBAY JT PWRS 2.42XXX				907.50	
10/02	Interest	Bond Interest	442851AP6	HOWARD UNIVERSI 1.991%25				2,488.75	
	Interest	Bond Interest	442851AQ4	HOWARD UNIVERSI 2.291%26				286.38	
10/04	Purchase	Bought Prime	91412HGE7	UNIVERSITY CALI 0.883%25 PUB EDUC DUE 05/15/25 Executed by Belle Haven Investments, LP as Agent; Accrued interest \$102.28; Schwab Prime Broker Fee \$10.00; Executing Broker Commission \$10.00	30,000.0000	97.7150	122.28	(29,436.78)	
	Purchase	Bought Prime	91412GU94	UNIVERSITY CALI 3.063%25 PUB EDUC DUE 07/01/25 Executed by Belle Haven Investments, LP as Agent; Accrued interest \$158.26; Schwab Prime Broker Fee \$10.00; Executing Broker Commission \$10.00	20,000.0000	98.8510	178.26	(19,948.46)	
	Interest	Bond Interest	525654BZ1	LEMON GROVE CAL 3.965%27				1,685.13	
10/10	Purchase	Bought Prime	87972DBF8	TEMECULA CALIF 3.125%26 ALLC TAX DUE 12/15/26 Executed by Belle Haven Investments, LP as Agent; Accrued interest \$1,347.66; Schwab Prime Broker Fee \$10.00; Executing Broker Commission \$4.91	135,000.0000	97.1700	1,362.57	(132,542.07)	
	Redemption	Full Redemption	13057EEB6	CALIFORNIA PUB 1.083XXX **MATURED**				65,000.00	
10/15	Other Activity	Redemption	13057EEB6	CALIFORNIA PUB 1.083XXX **MATURED**	(65,000.0000)				
	Interest	Bond Interest	13057EEB6	CALIFORNIA PUB 1.083XXX				351.98	
	Interest	Bond Interest	842434CW0	SOCAL GAS CO 2.95%27				3,835.00	
	Expense	Advisor Fee *		MGMTFEE TO ADVISOR				(8,875.05)	
	Purchase	Bought Prime	76913DFZ5	RIVERSIDE CNTY 1.976%28 LEAS BLDG DUE 11/01/28 Executed by Belle Haven Investments, LP as Agent; Accrued interest \$633.97; Schwab Prime Broker Fee \$10.00; Executing Broker Commission \$10.00	70,000.0000	91.2900	653.97	(64,556.97)	



Schwab One® Account of
CITY OF HIDDEN HILLS
MGR: BELLE HAVEN INVESTMENTS

Statement Period
October 1-31, 2024



Transaction Details (continued)

Date	Category	Action	Symbol/ CUSIP	Description	Quantity	Price/Rate per Share(\$)	Charges/ Interest(\$)	Amount(\$)	Realized Gain/(Loss)(\$)
10/16	Interest	Bank Interest ^{X,Z}		BANK INT 091624-101524				24.17	
10/18	Expense	Sep Acct Mgr Fee *		TO SEP ACCT MGR				(5,843.26)	
10/24	Purchase	Bought Prime	784710AA3	SSM HEALTH CARE 3.823%27 DUE 06/01/27 <small>Executed by Belle Haven Investments, LP as Agent; Accrued interest \$607.43; Schwab Prime Broker Fee \$10.00; Executing Broker Commission \$10.00</small>	40,000.0000	98.3510	627.43	(39,967.83)	
10/29	Purchase	Bought Prime	13032UXM5	CALIFORNIA HEAL 0.952%25 SPL TAX DUE 06/01/25 <small>Executed by Belle Haven Investments, LP as Agent; Accrued interest \$39.14; Schwab Prime Broker Fee \$10.00; Executing Broker Commission \$10.00</small>	10,000.0000	97.1200	59.14	(9,771.14)	
	Purchase	Bought Prime	796711F46	SAN BERNARDINO 1.661%27 FINL SCH DUE 08/01/27 <small>Executed by Belle Haven Investments, LP as Agent; Accrued interest \$40.60; Schwab Prime Broker Fee \$10.00; Executing Broker Commission \$10.00</small>	10,000.0000	92.2280	60.60	(9,283.40)	
	Purchase	Bought Prime	91412HGE7	UNIVERSITY CALI 0.883%25 PUB EDUC DUE 05/15/25 <small>Executed by Belle Haven Investments, LP as Agent; Accrued interest \$60.34; Schwab Prime Broker Fee \$10.00; Executing Broker Commission \$10.00</small>	15,000.0000	97.7110	80.34	(14,736.99)	
Total Transactions								\$14,780.86	\$0.00

Date column represents the Settlement/Process date for each transaction.

Bank Sweep Activity

Date	Description	Amount	Date	Description	Amount	Date	Description	Amount
10/01	Beginning Balance ^{X,Z}	\$13,924.67	10/07	BANK CREDIT FROM BROKERAGE ^X	1,685.13	10/21	BANK TRANSFER TO BROKERAGE	(5,843.26)
10/01	BANK CREDIT FROM BROKERAGE ^X	250,000.00	10/10	BANK TRANSFER TO BROKERAGE	(132,542.07)	10/24	BANK TRANSFER TO BROKERAGE	(39,967.83)
10/02	BANK CREDIT FROM BROKERAGE ^X	26,071.40	10/15	BANK INTEREST ^{X,Z}	24.17	10/29	BANK TRANSFER TO BROKERAGE	(33,791.53)
10/03	BANK CREDIT FROM BROKERAGE ^X	2,775.13	10/15	BANK CREDIT FROM BROKERAGE ^X	65,000.00	10/31	Ending Balance ^{X,Z}	\$28,705.53
10/04	BANK TRANSFER TO BROKERAGE	(49,385.24)	10/16	BANK TRANSFER TO BROKERAGE	(69,245.04)	10/31	Interest Rate ^{*Z}	0.20%

* Your interest period was 09/16/24 - 10/15/24. ^Z



Schwab One® Account of

CITY OF HIDDEN HILLS
MGR: BELLE HAVEN INVESTMENTS



Statement Period
October 1-31, 2024

Endnotes For Your Account

- * You authorize Schwab to debit your account to pay investment management fees per the authorization you granted in your Account Application. Schwab does not review or monitor these fee payments. Contact your Investment Manager if you have questions.
- b When available, Adjusted Cost Basis values are used in Gain or (Loss) calculations.
- y Yield to Maturity cannot be calculated because there are multiple lots for this position.

- X Bank Sweep deposits are held at FDIC-insured Program Banks, which are listed in the Cash Features Disclosure Statement.
- Z For the Bank Sweep and Bank Sweep for Benefit Plans features, interest is paid for a period that differs from the Statement Period. Balances include interest paid as indicated on your statement by Schwab or one or more of its Program Banks. These balances do not include interest that may have accrued during the Statement Period after interest is paid. The interest paid may include interest that accrued in the prior Statement Period.

Terms and Conditions

GENERAL INFORMATION AND KEY TERMS: This Account statement is furnished solely by Charles Schwab & Co., Inc. ("Schwab") for your Account at Schwab ("Account"). Unless otherwise defined herein, capitalized terms have the same meanings as in your Account Agreement. If you receive any other communication from any source other than Schwab which purports to represent your holdings at Schwab (including balances held at a Depository Institution) you should verify its content with this statement. **Accrued Income:** Accrued Income is the sum of the total accrued interest and/or accrued dividends on positions held in your Account, but the interest and/or dividends have not been received into your Account. Schwab makes no representation that the amounts shown (or any other amount) will be received. Accrued amounts are not covered by SIPC account protection until actually received and held in the Account. **AIP (Automatic Investment Plan) Customers:** Schwab receives remuneration in connection with certain transactions effected through Schwab. If you participate in a systematic investment program through Schwab, the additional information normally detailed on a trade confirmation will be provided upon request. **Average Daily Balance:** Average daily composite of all cash balances that earn interest and all loans from Schwab that are charged interest. **Bank Sweep and Bank Sweep for Benefit Plans Features:** Schwab acts as your agent and custodian in establishing and maintaining your Deposit Account(s) as a feature of your brokerage Account(s). Deposit accounts held through these bank sweep features constitute direct obligations of one or more FDIC insured banks ("Program Banks") that are not obligations of Schwab. Funds swept to Program Banks are eligible for deposit insurance from the FDIC up to the applicable limits for each bank for funds held in the same insurable capacity. The balance in the Deposit Accounts can be withdrawn on your order and the proceeds returned to your brokerage Account or remitted to you as provided in your Account Agreement. For information on FDIC insurance and its limits, as well as other important disclosures about the bank sweep feature(s) in your Account(s), please refer to the Cash Features Disclosure Statement available online or from a Schwab representative. **Cash:** Any Free Credit Balance owed by us to you payable upon demand which, although accounted for on our books of record, is not segregated and may be used in the conduct of this firm's business. **Dividend Reinvestment Customers:** Dividend reinvestment transactions were effected by Schwab acting as a principal for its own account, except for the reinvestment of Schwab dividends, for which an independent broker-dealer acted as the buying agent. Further information on these transactions will be furnished upon written request. **Gain (or Loss):** Unrealized Gain or (Loss) and Realized Gain or (Loss) sections ("Gain/Loss Section(s)") contain a gain or a loss summary of your Account. This information has been provided on this statement at the request of your Advisor, if applicable. This information is not a solicitation or a recommendation to buy or sell. **Schwab does not provide tax advice and encourages you to consult with your tax professional. Please view the Cost Basis Disclosure Statement for additional information on how gain (or loss) is calculated and how Schwab reports adjusted cost basis information to the IRS.** **Interest:** For the Schwab One Interest, Bank Sweep, and Bank Sweep for Benefit Plans features, interest is paid for a period that may differ from the Statement Period. Balances include interest paid as indicated on your statement by Schwab or one or more of its Program Banks. These balances do not include interest that

may have accrued during the Statement Period after interest is paid. The interest paid may include interest that accrued in the prior Statement Period. For the Schwab One Interest feature, interest accrues daily from the second-to-last business day of the prior month and is posted on the second-to-last business day of the current month. For the Bank Sweep and Bank Sweep for Benefit Plans features, interest accrues daily from the 16th day of the prior month and is credited/posted on the first business day after the 15th of the current month. If, on any given day, the interest that Schwab calculates for the Free Credit Balances in the Schwab One Interest feature in your brokerage Account is less than \$.005, you will not accrue any interest on that day. For balances held at banks affiliated with Schwab in the Bank Sweep and Bank Sweep for Benefit Plans features, interest will accrue even if the amount is less than \$.005. **Margin Account Customers:** This is a combined statement of your margin account and special memorandum account maintained for you under Section 220.5 of Regulation T issued by the Board of Governors of the Federal Reserve System. The permanent record of the separate account as required by Regulation T is available for your inspection. Securities purchased on margin are Schwab's collateral for the loan to you. It is important that you fully understand the risks involved in trading securities on margin. These risks include: 1) You can lose more funds than you deposit in the margin account; 2) Schwab can force the sale of securities or other assets in any of your account(s) to maintain the required account equity without contacting you; 3) You are not entitled to choose which assets are liquidated nor are you entitled to an extension of time on a margin call; 4) Schwab can increase its "house" maintenance margin requirements at any time without advance written notice to you. **Market Price:** The most recent price evaluation available to Schwab on the last business day of the report period, normally the last trade price or bid as of market close. Unpriced securities denote that no market evaluation update is currently available. Price evaluations are obtained from outside parties. Schwab shall have no responsibility for the accuracy or timeliness of any such valuations. Assets Not Held at Schwab are not held in your Account or covered by the Account's SIPC account protection and are not otherwise in Schwab's custody and are being provided as a courtesy to you. Information on Assets Not Held at Schwab, including but not limited to valuations, is reported solely based on information you provide to Schwab. Schwab can neither validate nor certify the existence of Assets Not Held at Schwab or the accuracy, completeness or timeliness of the information about Assets Not Held at Schwab, whether provided by you or otherwise. Descriptions of Assets Not Held at Schwab may be abbreviated or truncated. Some securities, especially thinly traded equities in the OTC market or foreign markets, may not report the most current price and are indicated as Stale Priced. Certain Limited Partnerships (direct participation programs) and unlisted Real Estate Investment Trust (REIT) securities, for which you may see a value on your monthly Account statement that reflects the issuer's appraised estimated value, are not listed on a national securities exchange, and are generally illiquid. Even if you are able to sell such securities, the price received may be less than the per share appraised estimated value provided in the account statement. **Market Value:** The Market Value is computed by multiplying the Market Price by the Quantity of Shares. This is the dollar value of your present holdings in your specified Schwab Account or a summary of the Market Value summed over multiple accounts. **Non-Publicly Traded Securities:** All assets shown on this



Schwab One® Account of

CITY OF HIDDEN HILLS
MGR: BELLE HAVEN INVESTMENTS

Statement Period
October 1-31, 2024



Terms and Conditions (continued)

statement, other than certain direct investments which may be held by a third party, are held in your Account. Values of certain Non-Publicly Traded Securities may be furnished by a third party as provided by Schwab's Account Agreement. Schwab shall have no responsibility for the accuracy or timeliness of such valuations. The Securities Investor Protection Corporation (SIPC) does not cover many limited partnership interests. **Schwab Sweep Money Funds:** Includes the primary money market funds into which Free Credit Balances may be automatically invested pursuant to your Account Agreement. Schwab or an affiliate acts and receives compensation as the Investment Advisor, Shareholder Service Agent and Distributor for the Schwab Sweep Money Funds. The amount of such compensation is disclosed in the prospectus. The yield information for Schwab Sweep Money Funds is the current 7-day yield as of the statement period. Yields vary. If on any given day, the accrued daily dividend for your selected sweep money fund as calculated for your account is less than ½ of 1 cent (\$0.005), your account will not earn a dividend for that day. In addition, if you do not accrue at least 1 daily dividend of \$0.01 during a pay period, you will not receive a money market dividend for that period. Schwab and the Schwab Sweep Money Funds investment advisor may be voluntarily reducing a portion of a Schwab Sweep Money Fund's expenses. Without these reductions, yields would have been lower. **Securities Products and Services:** Securities products and services are offered by Charles Schwab & Co., Inc., **Member SIPC. Securities products and services, including unswept intraday funds and net credit balances held in brokerage accounts are not deposits or other obligations of, or guaranteed by, any bank, are not FDIC insured, and are subject to investment risk and may lose value. SIPC does not cover balances held at Program Banks in the Bank Sweep and Bank Sweep for Benefit Plans features.** Please see your Cash Feature Disclosure Statement for more information on insurance coverage. **Yield to Maturity:** This is the actual average annual return on a note if held to maturity. **IN CASE OF ERRORS OR DISCREPANCIES:** If you find an error or discrepancy relating to your brokerage activity (other than an electronic fund transfer) you must notify us promptly, but no

later than 10 days after this statement is sent or made available to you. If this statement shows that we have mailed or delivered security certificate(s) that you have not received, notify Schwab immediately. You may call us at 800-435-4000. (Outside the U.S., call +1-415-667-8400.) If you're a client of an independent investment advisor, call us at 800-515-2157. Any oral communications should be re-confirmed in writing to further protect your rights, including rights under the Securities Investor Protection Act (SIPA). If you do not so notify us, you agree that the statement activity and Account balance are correct for all purposes with respect to those brokerage transactions. **IN CASE OF COMPLAINTS:** If you have a complaint regarding your Schwab statement, products or services, please write to Client Service & Support at Charles Schwab & Co., Inc., P.O. Box 982603 El Paso, TX 79998-2603, or call customer service at 800-435-4000. (Outside the U.S., call +1-415-667-8400.) If you're a client of an independent investment advisor, call us at 800-515-2157. **Address Changes:** If you fail to notify Schwab in writing of any change of address or phone number, you may not receive important notifications about your Account, and trading or other restrictions might be placed on your Account. **Additional Information:** We are required by law to report to the Internal Revenue Service adjusted cost basis information (if applicable), certain payments to you and credits to your Account during the calendar year. Retain this statement for income tax purposes. A financial statement for your inspection is available at Schwab's offices or a copy will be mailed to you upon written request. Any third-party trademarks appearing herein are the property of their respective owners. Charles Schwab & Co., Inc., Charles Schwab Bank, Charles Schwab Premier Bank, and Charles Schwab Trust Bank are separate but affiliated companies and subsidiaries of the Charles Schwab Corporation. © 2024 Charles Schwab & Co., Inc. ("Schwab"). All rights reserved. **Member SIPC.** (O1CUSTNC) (0822-20UL)

Schwab Institutional is a division of Charles Schwab & Co., Inc., and provides back office brokerage and related services to independent investment advisors and retirement plan providers. Schwab is a registered broker-dealer and is not affiliated with your Investment Advisor whose name appears on this statement ("Advisors") except in the case of Charles Schwab Investment Advisory, Inc. ("CSIA"), Schwab Wealth Investment Advisory, Inc. ("SWIA"), or an affiliated company that may act as the investment advisor on a fund. Schwab neither endorses nor recommends any particular Advisor or its investment strategy and has no responsibility to monitor trading by any Advisor in your Account. Schwab has not verified any statement accompanying any Advisor's logo appearing on this statement. Not all of these products and services may benefit your Account, and Schwab may provide them to Advisors on the Advisor's commitment to place a certain amount of its clients' assets in brokerage accounts at Schwab within a certain period of time. This commitment could influence an Advisor's recommendation or requirement that its clients establish brokerage accounts at Schwab. For questions about this statement, or if there is a change in your financial situation, investment objectives, or risk profile, please contact your Independent Investment Manager and/or Advisor.

This page intentionally left blank.



Eniko Gold, Mayor
Larry G. Weber, Mayor Pro Tem
Laura McCorkindale, Council Member
Joe Loggia, Council Member
Adam Wasserman, Council Member

TO: Honorable Mayor and City Council

FROM: Gloria Molleda, Interim City Manager

DATE: December 9, 2024

BY: Dirk Lovett, City Engineer
Michael Jenkins, Interim City Attorney

SUBJECT: SECOND READING AND ADOPTION OF ORDINANCE NO. 392 AMENDING ARTICLE P, ENTITLED "ACCESSORY DWELLING UNITS," OF TITLE 5 (LAND USE AND DEVELOPMENT), OF THE CITY OF HIDDEN HILLS MUNICIPAL CODE TO COMPLY WITH RECENT CHANGES IN STATE LAW, AND FINDING THE ACTION TO BE STATUTORILY EXEMPT FROM CEQA UNDER SECTION 21080.17 OF THE PUBLIC RESOURCES CODE

BACKGROUND

At its November 12, 2024 adjourned regular meeting, the City Council introduced on first reading Ordinance No. 392, amending the Accessory Dwelling Unit ("ADU") provisions of the Zoning Ordinance to conform to the requirements of two new State laws, AB 2533 and SB 1211. The Council also adopted Urgency Ordinance 391, which gave immediate effect to those amendments so as to comply with the State's December 31 deadline for compliance. To complete the amendment process, the City Council will now adopt Ordinance No. 392 on second reading.

DISCUSSION

The modifications to the ADU provisions in the Zoning Ordinance required by AB 2533 and SB 1211 are discussed in detail in the staff report that was presented to the City Council at its November 12 meeting. That staff report is attached as Attachment #2 to this report.

In order to be effective, an ordinance must be read twice; this will be the second reading and adoption of Ordinance No. 392. The Ordinance will take effect on January 8, 2025.

Under California Public Resources Code section 21080.17, CEQA does not apply to the adoption of an ordinance by a city or county implementing the provisions of Article 2 of Chapter 13 of Division 1 of Title 7 of the Government Code, which is California's ADU law and which also regulates JADUs, as defined by

section 66313. Therefore, the adoption of the proposed ordinance is statutorily exempt from CEQA in that it implements state ADU law.

Fiscal Impact

There is no fiscal impact to the City of Hidden Hills.

RECOMMENDATION

It is staff's recommendation that the City Council waive full reading and adopt Ordinance No. 392.

If the Council concurs, an appropriate motion would be:

"I move that the City Council:

1. Find that the adoption of Ordinance No. 392 is statutorily exempt from review under the California Environmental Quality Act under Public Resources Code section 21080.17.
2. Waive full reading of and adopt Ordinance No. 392, amending Article P, entitled "Accessory Dwelling Units," of Title 5 (Land Use and Development), of the City of Hidden Hills Municipal Code to comply with recent changes in state law (Attachment 1)."

ATTACHMENTS

1. Ordinance No. 392
2. November 12, 2024 Staff Report

ORDINANCE NO. 392

AN ORDINANCE OF THE CITY COUNCIL OF THE CITY OF HIDDEN HILLS AMENDING ARTICLE P, ENTITLED "ACCESSORY DWELLING UNITS," OF TITLE 5 (LAND USE AND DEVELOPMENT) OF THE CITY'S MUNICIPAL CODE TO COMPLY WITH RECENT CHANGES IN STATE LAW, AND FINDING THE ACTION TO BE STATUTORILY EXEMPT FROM CEQA UNDER SECTION 21080.17 OF THE PUBLIC RESOURCES CODE

WHEREAS, the City of Hidden Hills, California ("City") is a municipal corporation, duly organized under the constitution and laws of the State of California; and

WHEREAS, state law authorizes cities to act by ordinance to provide for the creation and regulation of accessory dwelling units ("ADUs") and junior accessory dwelling units ("JADUs"); and

WHEREAS, in recent years, the California Legislature has approved, and the Governor has signed into law, numerous bills that, among other things, amend various sections of the Government Code to impose new limits on local authority to regulate ADUs and JADUs; and

WHEREAS, in 2024, the California Legislature approved, and the Governor signed into law, Assembly Bill 2533 ("AB 2533") and Senate Bill 1211 ("SB 1211"), which further amend state ADU law; and

WHEREAS, AB 2533 and SB 1211 take effect on January 1, 2025, and for the City's ADU ordinance to remain valid, it must be amended to reflect the requirements of AB 2533 and SB 1211; and

WHEREAS, the City desires to amend its local regulatory scheme for the construction of ADUs and JADUs to reflect AB 2533's and SB 1211's changes to state law; and

WHEREAS, on November 12, 2024, the City Council, acting as both the Planning Agency and Legislative Body for the City, held a duly-noticed public hearing to consider the Ordinance, including: (1) the public testimony and agenda reports prepared in connection with the Ordinance and (2) the policy considerations discussed therein; and the Council approved It for second reading and adoption; and

WHEREAS, on _____, the City Council adopted Ordinance No. 392 after considering all the testimony and other evidence presented and In compliance with all applicable laws and regulations; and

WHEREAS, all legal prerequisites to the adoption of the Ordinance have occurred.

NOW, THEREFORE, the City Council of the City of Hidden Hills does ordain as follows:

SECTION 1. Incorporation. The recitals above are each incorporated by reference and adopted as findings by the City Council.

SECTION 2. CEQA. Under California Public Resources Code section 21080.17, the California Environmental Quality Act ("CEQA") does not apply to the adoption of an ordinance by a city or county implementing the provisions of Article 2 of Chapter 13 of Division 1 of Title 7 of the California Government Code, which is California's ADU law and which also regulates JADUs, as defined by section 66313. Therefore, adoption of the Ordinance is statutorily exempt from CEQA in that it implements state ADU law.

SECTION 3. General Plan. The City Council hereby finds that the adoption of the Ordinance is consistent with the General Plan as a matter of law under Government Code section 66314(c).

SECTION 4. Code Amendment. Article P, entitled "Accessory Dwelling Units," of Title 5 (Land Use and Development) of the City of Hidden Hills Municipal Code is hereby amended and restated to read in its entirety as provided in Exhibit "A," attached hereto and incorporated herein by reference.

SECTION 5. Effective Date. This Ordinance takes effect 30 days after its adoption.

SECTION 6. HCD Submittal. In accordance with Government Code section 66326, the City Clerk is directed to submit a copy of this Ordinance to the California Department of Housing and Community Development within 60 days after adoption.

SECTION 7. Publication. The City Clerk is directed to certify to the adoption of this Ordinance and post or publish this Ordinance as required by law.

SECTION 8. Custodian of Records. The custodian of records for this Ordinance is the City Clerk and the records comprising the administrative record are located at 6165 Spring Valley Road, Hidden Hills, California 91302.

SECTION 9. Severability. If any provision of this Ordinance or its application to any person or circumstance is held to be invalid by a court of competent jurisdiction, such invalidity has no effect on the other provisions or applications of the Ordinance that can be given effect without the invalid provision or application, and to this extent, the provisions of this Ordinance are severable. The City Council declares that it would have adopted this Ordinance irrespective of the invalidity of any portion thereof.

(Continues on next page)

PASSED, APPROVED AND ADOPTED by the City Council of the City of Hidden Hills, California, at a regular meeting of the City Council held on the 12th day of November, 2024 by the following vote:

AYES:

NOES:

ABSENT:

ABSTAIN:

CITY OF HIDDEN HILLS

Mayor

ATTEST:

City Clerk

APPROVED AS TO FORM:

BEST BEST & KRIEGER LLP

City Attorney

EXHIBIT A-1

Amended ADU Regulations

(follows this page)

EXHIBIT A

ARTICLE P. -ACCESSORY DWELLING UNITS

5-2P-1: PURPOSE.

The purpose of this section is to allow and regulate accessory dwelling units (ADUs) and junior accessory dwelling units (JADUs) in compliance with Chapter 13 of Division 1 of Title 7 of the California Government Code.

5-2P-2: EFFECT OF CONFORMING.

An ADU or JADU that conforms to the standards in this section will not be:

- A. Deemed to be inconsistent with the city's general plan and zoning designation for the lot on which the ADU or JADU is located.
- B. Deemed to exceed the allowable density for the lot on which the ADU or JADU is located.
- C. Considered in the application of any local ordinance, policy, or program to limit residential growth.
- D. Required to correct a nonconforming zoning condition, as defined in subsection 5-2P-3:H below. This does not prevent the city from enforcing compliance with applicable building standards in accordance with Health and Safety Code section 17980.12.

5-2P-3: DEFINITIONS.

As used in this section, terms are defined as follows:

- A. "Accessory dwelling unit" or "ADU" means an attached or a detached residential dwelling unit that provides complete independent living facilities for one or more persons and is located on a lot with a proposed or existing primary residence. An accessory dwelling unit also includes the following:
 - 1. An efficiency unit, as defined by section 17958.1 of the California Health and Safety Code; and
 - 2. A manufactured home, as defined by section 18007 of the California Health and Safety Code.
- B. "Accessory structure" means a structure that is accessory and incidental to a dwelling located on the same lot.

- C. “Complete independent living facilities” means permanent provisions for living, sleeping, eating, cooking, and sanitation on the same parcel as the single-family or multifamily dwelling is or will be situated.
- D. “Efficiency kitchen” means a kitchen that includes all of the following:
 - 1. A cooking facility with appliances.
 - 2. A food preparation counter and storage cabinets that are of a reasonable size in relation to the size of the JADU.
- E. “Junior accessory dwelling unit” or “JADU” means a residential unit that satisfies all of the following:
 - 1. It is no more than 500 square feet in size.
 - 2. It is contained entirely within an existing or proposed single-family structure. An enclosed use within the residence, such as an attached garage, is considered to be a part of and contained within the single-family structure.
 - 3. It includes its own separate sanitation facilities or shares sanitation facilities with the existing or proposed single-family structure.
 - 4. If the unit does not include its own separate bathroom, then it contains an interior entrance to the main living area of the existing or proposed single-family structure in addition to an exterior entrance that is separate from the main entrance to the primary dwelling.
 - 5. It includes an efficiency kitchen, as defined in subsection 5-2P-3:D above.
- F. “Livable space” means a space in a dwelling intended for human habitation, including living, sleeping, eating, cooking, or sanitation.
- G. “Living area” means the interior habitable area of a dwelling unit, including basements and attics, but does not include a garage or any accessory structure.
- H. “Nonconforming zoning condition” means a physical improvement on a property that does not conform with current zoning standards.
- I. “Passageway” means a pathway that is unobstructed clear to the sky and extends from a street to one entrance of the ADU or JADU.
- J. “Proposed dwelling” means a dwelling that is the subject of a permit application and that meets the requirements for permitting.
- K. “Public transit” means a location, including, but not limited to, a bus stop or train station, where the public may access buses, trains, subways, and other forms of

transportation that charge set fares, run on fixed routes, and are available to the public.

- L. “Tandem parking” means that two or more automobiles are parked on a driveway or in any other location on a lot, lined up behind one another.

5-2P-4: APPROVALS.

The following approvals apply to ADUs and JADUs under this section:

- A. **Building-permit Only.** If an ADU or JADU complies with each of the general requirements in subsection 5-2P-5: below, it is allowed with only a building permit in the following scenarios:
 - 1. **Converted on Single-family Lot:** One ADU as described in this subsection 5-2P-4:A.1 and one JADU on a lot with a proposed or existing single-family dwelling on it, where the ADU or JADU:
 - (a) Is either: within the space of a proposed single-family dwelling; within the existing space of an existing single-family dwelling; or (in the case of an ADU only) within the existing space of an accessory structure, plus up to 150 additional square feet if the expansion is limited to accommodating ingress and egress; and
 - (b) Has exterior access that is independent of that for the single-family dwelling; and
 - (c) Has side and rear setbacks sufficient for fire and safety, as dictated by applicable building and fire codes.
 - (d) The JADU complies with the requirements of Government Code sections 66333 through 66339.
 - 2. **Limited Detached on Single-family Lot:** One detached, new-construction ADU on a lot with a proposed or existing single-family dwelling (in addition to any JADU that might otherwise be established on the lot under subsection 5-2P-4:A.1 above), if the detached ADU satisfies each of the following limitations:
 - (a) The side- and rear-yard setbacks are at least four feet.
 - (b) The total floor area is 800 square feet or smaller.
 - (c) The peak height above grade does not exceed the applicable height limit in subsection 5-2P-5:B below.
 - 3. **Converted on Multifamily Lot:** One or more ADUs within portions of existing multifamily dwelling structures that are not used as livable space,

including but not limited to storage rooms, boiler rooms, passageways, attics, basements, or garages, if each converted ADU complies with state building standards for dwellings. Under this subsection 5-2P-4:A.3, at least one converted ADU is allowed within an existing multifamily dwelling, up to a quantity equal to 25 percent of the existing multifamily dwelling units.

4. **Limited Detached on Multifamily Lot:** No more than two detached ADUs on a lot with a proposed multifamily dwelling, or up to eight detached ADUs on a lot with an existing multifamily dwelling, if each detached ADU satisfies all of the following:
 - (a) The side- and rear-yard setbacks are at least four feet. If the existing multifamily dwelling has a rear or side yard setback of less than four feet, the city will not require any modification to the multifamily dwelling as a condition of approving the ADU.
 - (b) The peak height above grade does not exceed the applicable height limit provided in subsection 5-2P-5:B below.
 - (c) If the lot has an existing multifamily dwelling, the quantity of detached ADUs does not exceed the number of primary dwelling units on the lot.

B. ADU Permit.

1. Except as allowed under subsection 5-2P-4:A above, no ADU may be created without a building permit and an ADU permit in compliance with the standards set forth in subsections 5-2P-5: and 5-2P-6: below.
2. The city may charge a fee to reimburse it for costs incurred in processing ADU permits, including the costs of adopting or amending the city's ADU ordinance. The ADU-permit processing fee is determined by the Building Official and approved by the city council by resolution.

C. Process and Timing.

1. An ADU permit is considered and approved ministerially, without discretionary review or a hearing.
2. The city must approve or deny an application to create an ADU or JADU within 60 days from the date that the city receives a completed application. If the city has not approved or denied the completed application within 60 days, the application is deemed approved unless either:
 - (a) The applicant requests a delay, in which case the 60-day time period is tolled for the period of the requested delay, or

- (b) When an application to create an ADU or JADU is submitted with a permit application to create a new single-family or multifamily dwelling on the lot, the city may delay acting on the permit application for the ADU or JADU until the city acts on the permit application to create the new single-family or multifamily dwelling, but the application to create the ADU or JADU will still be considered ministerially without discretionary review or a hearing.
- 3. If the city denies an application to create an ADU or JADU, the city must provide the applicant with comments that include, among other things, a list of all the defective or deficient items and a description of how the application may be remedied by the applicant. Notice of the denial and corresponding comments must be provided to the applicant within the 60-day time period established by subsection 5-2P-4:C.2 above.
- 4. A demolition permit for a detached garage that is to be replaced with an ADU is reviewed with the application for the ADU and issued at the same time.

5-2P-5: GENERAL ADU AND JADU REQUIREMENTS.

The following requirements apply to all ADUs and JADUs that are approved under subsections 5-2P-4:A or 5-2P-4:B above:

A. Zoning.

- 1. An ADU subject only to a building permit under subsection 5-2P-4:A above may be created on a lot in a residential or mixed-use zone.
- 2. An ADU subject to an ADU permit under subsection 5-2P-4:B above may be created on a lot that is zoned to allow single-family dwelling residential use or multifamily dwelling residential use.
- 3. In accordance with Government Code section 66333(a), a JADU may only be created on a lot zoned for single-family residences.

B. Height.

- 1. Except as otherwise provided by subsections 5-2P-5:B.2 and 5-2P-5:B.3 below, a detached ADU created on a lot with an existing or proposed single family or multifamily dwelling unit may not exceed 16 feet in height.
- 2. A detached ADU may be up to 18 feet in height if it is created on a lot with an existing or proposed single family or multifamily dwelling unit that is located within one-half mile walking distance of a major transit stop or high quality transit corridor, as those terms are defined in Section 21155 of the

Public Resources Code, and the ADU may be up to two additional feet in height (for a maximum of 20 feet) if necessary to accommodate a roof pitch on the ADU that is aligned with the roof pitch of the primary dwelling unit.

3. A detached ADU created on a lot with an existing or proposed multifamily dwelling that has more than one story above grade may not exceed 18 feet in height.
4. An ADU that is attached to the primary dwelling may not exceed 25 feet in height or the height limitation imposed by the underlying zone that applies to the primary dwelling, whichever is lower. Notwithstanding the foregoing, ADUs subject to this subsection 5-2P-5:B.4 may not exceed two stories.
5. For purposes of this subsection 5-2P-5:B, height is measured from existing legal grade or the level of the lowest floor, whichever is lower, to the peak of the structure.

C. Fire Sprinklers.

1. Fire sprinklers are required in an ADU if sprinklers are required in the primary residence.
2. The construction of an ADU does not trigger a requirement for fire sprinklers to be installed in the existing primary dwelling.

D. Rental Term. No ADU or JADU may be rented for a term that is shorter than 30 days. This prohibition applies regardless of when the ADU or JADU was created.

E. No Separate Conveyance. An ADU or JADU may be rented, but, except as otherwise provided in Government Code section 66341, no ADU or JADU may be sold or otherwise conveyed separately from the lot and the primary dwelling (in the case of a single-family lot) or from the lot and all of the dwellings (in the case of a multifamily lot).

F. Septic System. If the ADU or JADU will connect to an onsite wastewater-treatment system, the owner must include with the application a percolation test completed within the last five years or, if the percolation test has been recertified, within the last 10 years.

G. Owner Occupancy.

1. ADUs created under this section on or after January 1, 2020 are not subject to an owner-occupancy requirement.
2. As required by state law, all JADUs are subject to an owner-occupancy requirement. A natural person with legal or equitable title to the property must reside on the property, in either the primary dwelling or JADU, as

the person's legal domicile and permanent residence. However, the owner-occupancy requirement in this subsection 5-2P-5:G.2 does not apply if the property is entirely owned by another governmental agency, land trust, or housing organization.

H. **Deed Restriction.** Prior to issuance of a certificate of occupancy for an ADU or JADU, a deed restriction must be recorded against the title of the property in the County Recorder's office and a copy filed with the Building Official. The deed restriction must run with the land and bind all future owners. The form of the deed restriction will be provided by the city and must provide that:

1. Except as otherwise provided in Government Code section 66341, the ADU or JADU may not be sold separately from the primary dwelling.
2. The ADU or JADU is restricted to the approved size and to other attributes allowed by this section.
3. The deed restriction runs with the land and may be enforced against future property owners.
4. The deed restriction may be removed if the owner eliminates the ADU or JADU, as evidenced by, for example, removal of the kitchen facilities. To remove the deed restriction, an owner may make a written request of the Director, providing evidence that the ADU or JADU has in fact been eliminated. The Director may then determine whether the evidence supports the claim that the ADU or JADU has been eliminated. Appeal may be taken from the Director's determination consistent with other provisions of this Code. If the ADU or JADU is not entirely physically removed, but is only eliminated by virtue of having a necessary component of an ADU or JADU removed, the remaining structure and improvements must otherwise comply with applicable provisions of this Code.
5. The deed restriction is enforceable by the director or his or her designee for the benefit of the city. Failure of the property owner to comply with the deed restriction may result in legal action against the property owner, and the city is authorized to obtain any remedy available to it at law or equity, including, but not limited to, obtaining an injunction enjoining the use of the ADU or JADU in violation of the recorded restrictions or abatement of the illegal unit.

I. **Rent Reporting.** In order to facilitate the city's obligation to identify adequate sites for housing in accordance with Government Code sections 65583.1 and 66330, the following requirements must be satisfied:

1. With the building-permit application, the applicant must provide the city with an estimate of the projected annualized rent that will be charged for the ADU or JADU.

2. Within 90 days after each January 1 following issuance of the building permit, the owner must report the actual rent charged for the ADU or JADU during the prior year. If the city does not receive the report within the 90-day period, the owner is in violation of this Code, and the city may send the owner a notice of violation and allow the owner another 30 days to submit the report. If the owner fails to submit the report within the 30-day period, the city may enforce this provision in accordance with applicable law.

J. Building & Safety.

1. **Must comply with building code.** Subject to subsection 5-2P-5:J.2 below, all ADUs and JADUs must comply with all local building code requirements.
2. **No change of occupancy.** Construction of an ADU does not constitute a Group R occupancy change under the local building code, as described in Section 310 of the California Building Code, unless the Building Official makes a written finding based on substantial evidence in the record that the construction of the ADU could have a specific, adverse impact on public health and safety. Nothing in this subsection 5-2P-5:J.2 prevents the city from changing the occupancy code of a space that was uninhabitable space or that was only permitted for nonresidential use and was subsequently converted for residential use in accordance with this section.

5-2P-6: SPECIFIC ADU REQUIREMENTS.

The following requirements apply only to ADUs that require an ADU permit under subsection 5-2P-4:B above.

A. Maximum Size.

1. The maximum size of a detached or attached ADU subject to this subsection 5-2P-6: is 850 square feet for a studio or one-bedroom unit and 1,000 square feet for a unit with two or more bedrooms.
2. An attached ADU that is created on a lot with an existing primary dwelling is further limited to 50 percent of the floor area of the existing primary dwelling.
3. Application of other development standards in this subsection 5-2P-6:, such as FAR or lot coverage, might further limit the size of the ADU, but no application of the percent-based size limit in subsection 5-2P-6:A.2 above or of an FAR, front setback, lot coverage limit, or open-space requirement may require the ADU to be less than 800 square feet.

B. Setbacks.

1. ADUs that are subject to this subsection 5-2P-6: must conform to 4-foot side and rear setbacks. ADUs that are subject to this subsection 5-2P-6: must conform to 50-foot front setbacks, subject to subsection 5-2P-6:A.3 above.
2. No setback is required for an ADU that is subject to this subsection 5-2P-6: if the ADU is constructed in the same location and to the same dimensions as an existing structure.

C. Lot Coverage.

1. No ADU subject to this subsection 5-2P-6: may cause the total lot coverage of the lot to exceed 25 percent, subject to subsection 5-2P-6:A.3 above.
2. For purposes of this section 5-2P-6:C:
 - (a) Lot coverage means percentage of the net area of the lot.
 - (b) “Net area” means the gross area of the lot less those portions of the lot that are designated as, or included in, a road, multiple-driveway easement, or ingress-and-egress easement benefiting another lot.
 - (c) “Coverage” means the ground-floor area within the polygon formed by connecting the corner points of each of the supporting walls or columns of a building in a straight line. Coverage does not include areas beneath roof overhangs.
 - (d) “Roof overhang” mean that portion of a roof that extends beyond the supporting walls or columns of the structure that the roof covers.

D. Passageway. No passageway, as defined by subsection 5-2P-3:I above, is required for an ADU.

(1) Parking.

1. Generally. One off-street parking space is required for each ADU. The parking space may be provided in setback areas or as tandem parking, as defined by subsection 5-2P-3:L above.
2. Exceptions. No parking under subsection 5-2P-6:D.1 is required in the following situations:
 - (a) The ADU is located within one-half mile walking distance of public transit, as defined in subsection 5-2P-3:K above.

- (b) The ADU is located within an architecturally and historically significant historic district.
 - (c) The ADU is part of the proposed or existing primary residence or an accessory structure under subsection 5-2P-4:A.1 above.
 - (d) When on-street parking permits are required but not offered to the occupant of the ADU.
 - (e) When there is an established car share vehicle stop located within one block of the ADU.
 - (f) When the permit application to create an ADU is submitted with an application to create a new single-family or new multifamily dwelling on the same lot, provided that the ADU or the lot satisfies any other criteria listed in subsections 5-2P-6:D.2(a) through (e) above.
3. No Replacement. When a garage, carport, covered parking structure, or uncovered parking space is demolished in conjunction with the construction of an ADU or converted to an ADU, those off-street parking spaces are not required to be replaced.

(2) Architectural Requirements.

- 4. The materials and colors of the exterior walls, roof, and windows and doors must be the same as those of the primary dwelling.
- 5. The roof slope must match that of the dominant roof slope of the primary dwelling. The dominant roof slope is the slope shared by the largest portion of the roof.
- 6. The exterior lighting must be limited to down-lights or as otherwise required by the building or fire code.
- 7. The ADU must have an independent exterior entrance, apart from that of the primary dwelling.
- 8. The interior horizontal dimensions of an ADU must be at least 10 feet wide in every direction, with a minimum interior wall height of seven feet.
- 9. No window or door of the ADU may have a direct line of sight to an adjoining residential property. Each window and door must either be located where there is no direct line of sight or screened using fencing, landscaping, or privacy glass to prevent a direct line of sight.
- 10. All windows and doors in an ADU less than 30 feet from a property line that is not a public right-of-way line must either be (for windows)

clerestory with the bottom of the glass at least six feet above the finished floor, or (for windows and for doors) utilize frosted or obscure glass.

- (3) **Landscape Requirements.** Evergreen landscape screening must be planted and maintained between the ADU and any public right-of-way as follows:

11. At least one 15-gallon size plant must be provided for every five linear feet of exterior ADU wall. Alternatively, at least one 24" box size plant must be provided for every ten linear feet of exterior ADU wall.
12. Plant specimens must be at least six feet tall when installed. As an alternative, a solid fence of at least six feet in height may be installed.
13. All landscaping must be drought-tolerant.

- (4) **Allowed Stories.** No ADU subject to this subsection 5-2P-6: may have more than one story, except that an ADU that is attached to the primary dwelling may have the stories allowed under subparagraph 5-2P-5:B.4 of this section.

5-2P-7: FEES. THE FOLLOWING REQUIREMENTS APPLY TO ALL ADUS THAT ARE APPROVED UNDER SUBSECTIONS 5-2P-4:A OR 5-2P-4:B ABOVE.

A. Impact Fees.

1. No impact fee is required for an ADU that is less than 750 square feet in size. For purposes of this subsection 5-2P-7:A, "impact fee" means a "fee" under the Mitigation Fee Act (Gov. Code § 66000(b)) and a fee under the Quimby Act (Gov. Code § 66477). "Impact fee" here does not include any connection fee or capacity charge for water or sewer service.
2. Any impact fee that is required for an ADU that is 750 square feet or larger in size must be charged proportionately in relation to the square footage of the primary dwelling unit. (E.g., the floor area of the ADU, divided by the floor area of the primary dwelling, times the typical fee amount charged for a new dwelling.)

B. Utility Fees.

1. The City defers to utility providers as to whether a direct utility connection is required for an ADU or JADU and, if so, what fee or charge is owed.
2. A complete application to the City for an ADU or JADU must include, among other things, a pre-application clearance letter from each utility provider indicating whether a direct utility connection is required and, if so, the amount of any connection fee or capacity charge that the City must collect.

5-2P-8: NONCONFORMING ZONING CODE CONDITIONS, BUILDING CODE VIOLATIONS, AND UNPERMITTED STRUCTURES.

- A. **Generally.** The city will not deny an ADU or JADU application due to a nonconforming zoning condition, building code violation, or unpermitted structure on the lot that does not present a threat to the public health and safety and that is not affected by the construction of the ADU or JADU.
- B. **Unpermitted ADUs and JADUs constructed before 2020.**
 - 1. **Permit to Legalize.** As required by state law, the city may not deny a permit to legalize an existing but unpermitted ADU or JADU that was constructed before January 1, 2020, if denial is based on either of the following grounds:
 - (a) The ADU or JADU violates applicable building standards, or
 - (b) The ADU or JADU does not comply with state ADU or JADU law or this ADU ordinance (section NN.NNN).
 - 2. **Exceptions:**
 - (a) Notwithstanding subsection 5-2P-8:B.1 above, the city may deny a permit to legalize an existing but unpermitted ADU or JADU that was constructed before January 1, 2020, if the city makes a finding that correcting a violation is necessary to comply with the standards specified in California Health and Safety Code section 17920.3.
 - (b) Subsection 5-2P-8:B.1 above does not apply to a building that is deemed to be substandard in accordance with California Health and Safety Code section 17920.3.



Eniko Gold, Mayor
Larry G. Weber, Mayor Pro Tem
Joe Loggia, Council Member
Laura McCorkindale, Council Member
Adam Wasserman, Council Member

TO: Honorable Mayor and City Council

FROM: Gloria Molleda, Interim City Manager

BY: Deana L. Gonzalez, CMC, City Clerk

DATE: December 9, 2024

SUBJECT: RECEIVE AND REVIEW THE HIDDEN HILLS COMMUNITY ASSOCIATION BOARD OF DIRECTORS MEETING FOR OCTOBER 15, 2024

BACKGROUND

The Hidden Hills Community Association's mission is to create and maintain a distinctive, rural equestrian-based environment with community-based environment with community-oriented events and gathering places, be responsive to the community's needs, and provide open homeowner communications and neighborhood connections. The Governing Body and Management Team of the Hidden Hills Community Association commits to the following values: personal integrity & honesty, productivity, teamwork, respect and service to others.

DISCUSSION

Every month, the HHCA's Board of Directors has a meeting consisting of elected board members, staff members, committee members and residents. The monthly minutes provide information and updates on items of interest.

FISCAL IMPACT

There is no fiscal impact to receiving and filing this summary report.

RECOMMENDATION

It is recommended that the City Council receive and review the attached HHCA Board of Directors Minutes for October 15, 2024. If the City Council concurs, an appropriate motion would be:

ATTACHMENT

1. HHCA Board of Directors Minutes for October 15, 2024
-



BOARD OF DIRECTORS MEETING

TUESDAY, OCTOBER 15, 2024 – 6:30 P.M. | Meeting held via Zoom Video Conference

GENERAL SESSION MINUTES

1. CALL TO ORDER

The General Session meeting of the Hidden Hills Community Association Board of Directors was called to order at 6:34 P.M. by President, John McGinnis. In accordance with the California Civil Code, the agenda was posted at least four days prior to the meeting.

DIRECTORS PRESENT

John McGinnis, President
Eric Epstein, Vice-President
John Heubusch, Secretary
Kenny Hawk, Treasurer (Joined meeting at 6:50 P.M.)
Howard Tenenbaum, Director (Joined meeting at 6:60 P.M.)
Jeffrey Gersh, Director

DIRECTORS ABSENT

Joe Bellissimo, Director

HHCA MANAGEMENT/STAFF

Erin Tudron, General Manager
Stefany Tristan, Operations Manager
Karen Liebrecht, Administration Manager

2. EXECUTIVE SESSION SUMMARY

The Board of Directors met in Executive Session on Tuesday, October 1, 2024 to discuss some, or all, of the items related to the following: 1) litigation or potential litigation; 2) matters relating to the formation of contracts with third parties; 3) member discipline and/or delinquency, including payment plan requests; 5) personnel matters; and/or 6) approval of Executive Session minutes.

3. GENERAL SESSION MINUTES APPROVAL

The Board of Directors reviewed the draft General Session meeting minutes dated September 19, 2024.

Motion: Epstein
Second: Heubusch

Resolution: The Board of Directors approved the General Session meeting minutes dated September 19, 2024, as presented.

The motion carried unanimously.

4. FINANCIAL REPORT

a. September 2024 Financial Statement

Treasurer Kenny Hawk provided a verbal report on the current operating budget and presented the September 2024 financial statement for review and acceptance by the Board.

Motion: Tenenbaum

Second: Heubusch

Resolution: The Board of Directors approved and accepted the September 2024 financial statement as presented, subject to audit.

The motion carried unanimously.

b. 2023/2024 FYE Draft Audit

The Board of Directors reviewed the 2023/2024 FYE Draft Audit prepared by Porter & Lasiewicz CPAs.

Motion: Hawk

Second: McGinnis

Resolution: The Board of Directors approved and accepted the 2023/2024 FYE Audit prepared by Porter & Lasiewicz, as presented. The audit report will be finalized and prepared for membership distribution.

The motion carried unanimously.

5. COMMITTEE REPORTS

a. Architectural Committee – Robert Mahterian, Chair

The Committee reported on the September Architectural Committee meeting that was held on Wednesday, September 25, 2024. The next meeting is scheduled for Wednesday, October 23, 2024. There are 25 complete project submittals that have been submitted for architectural review.

b. Community Facilities Committee – Nanette Klein, Chair

The Committee reported on the feedback from the focus group held on Tuesday, October 1, 2024 regarding the proposed remodel of the community center and other Association facilities. The feedback is helping the Committee formulate recommendations for a master plan for the Board of Directors' consideration.

c. Equestrian Services Committee – Esther Cooney, Chair

The Committee reported that the footing repair work at the Lewis and Clark arena is near completion. The Committee also reported on the progress of the new trail maintenance program with JR Construction. Drainage issues are being addressed as they move through the trail system. Homeowners were reminded to ensure that their hedges and trees are

trimmed back from the 3-rail fences along the bridle trails. The next ESC meeting will be held on Wednesday, October 16, 2024 at 7:00pm.

d. Gate Operations Committee – Deb Seror, Chair

No report.

e. Landscape Committee – Lynne Burns, Seed Landcare

Lynne Burns from Seed Landcare was in attendance to provide a brief report on preparations for the rainy season, including the delivery of sandbags on November 1, 2024. New mulch has been ordered for the Spring Valley play area and the Association currently has 50 Pepper trees in the nursery ready for planting.

f. Parks and Recreation Committee – Leslie Bacon, Chair

The Committee reminded everyone that this week Movie Night is scheduled for Friday, October 18, 2024 and the annual Halloween Party is scheduled for Saturday, October 19, 2024. The Committee is working on planning another Bunco Game Night, as well as some holiday events, including Ugly Sweater Karaoke. The Committee's next meeting is scheduled for Wednesday, November 13, 2024 at 11:00am.

g. Technology Committee – Eric Epstein, Chair/Board Liaison

The Committee reported that following the completion of the Spring Valley Wi-Fi expansion project, which was successfully up and running in time for Fiesta, the HH Resident Secured Wi-Fi network is now available all three gatehouse locations.

h. Theatre Committee – Nadine Levitt, Co-Chair

The Committee reported on the success of the Motown Show featuring Mark Miller held on October 5, 2024. Upcoming events include "Magic of the Holidays" on Saturday, November 9, 2024 featuring opera and mentalism, and the Jaxx children's production of the "The Wizard of Oz" with performances scheduled for November 15th and 16th. The Committee is also working on planning a holiday carling event, as well as update rules for the use and cleanliness of the Community Theater. The Committee's next meeting is scheduled for Monday, November 4, 2024 at 10:00am.

i. Report on City Council Meeting – John McGinnis, Board Liaison

Board liaison John McGinnis reported on the City Council meeting that took place on October 15, 2024. The City has received funding and is working with the Los Angeles Emergency Preparedness Foundation to install two fire cameras on the Ahmanson. The annexation of "Craftsman's Corner" from the City of Calabasas into the City of Hidden Hills has been approved. A Memorandum of Understanding between Calabasas and Hidden Hills has been executed for Hidden Hills residents to have full access to library services in perpetuity. SoCal Edison will be replacing wires and conductors on the electrical poles to reduce the risk of spark and help mitigate fire concerns.

6. HOMEOWNER OPEN FORUM

In lieu of prior standard Homeowner Forum, members were given an opportunity to comment on agenda items, prior to each agenda item being discussed. The time limit for each homeowner is 3 minutes. All comments pertaining to non-agenda related items were held later in the meeting.

Members in attendance provided input on the following agenda items during open forum:

- Halloween

7. UNFINISHED BUSINESS/NEW BUSINESS

a. Committee Appointment: Landscape Committee, Chair

This item was added to the agenda for the Board of Directors to review and discuss the proposed appointment of a new Committee Chair to the Landscape Committee. Since this item had been added to the agenda the Association received the resignation of two other committee members, Nanette Walden and Katy Roth. The Committee currently has one remaining member, Melissa Wallace.

Resolution: No action taken. This item has been tabled and a Call for Committee Members will go out to the Community following the recent resignations of Nanette Walden and Katy Roth.

b. Proposal: Theater Equipment – Audio & Lighting Replacement

The Board of Directors reviewed and discussed the Guitar Center proposal presented by the Theatre Committee for the proposed replacement of the audio and lighting system in the community center theater, as well as upgrading to LED bulbs. The total cost for this project, including installation, is \$119,000 and is in budget.

Motion: Heubusch

Second: Hawk

Resolution: The Board of Directors approved the proposal from Guitar Center for the replacement of the audio and lighting system in the community theater, including LED bulb upgrades, for the total amount of \$119,000.00, as presented.

The motion carried unanimously.

c. Insurance Policy Renewal – Workers Compensation

The Board of Directors reviewed and discussed the proposed renewal of the Association's Workers' Compensation Policy, effective October 22, 2024 to October 22, 2025. There are no proposed changes to the existing policy in terms of coverage or limits. The renewal rate is \$378.00.

Motion: Hawk

Second: McGinnis

Resolution: The Board of Directors approved the renewal of the Association's Workers' Compensation Policy, effective October 22, 2024 to October 22, 2025, as presented.

The motion carried unanimously.

d. 2024 Community Wide Road Repair Project

This item was added to the agenda for the Board of Directors to update the community on the 2024 Community Wide Road Repair project. At the October 1, 2024 Executive Session meeting the Board of Directors voted to change vendors and approved executing a contract with Champion Paving Services at a total cost of \$757,963.00. The scheduled work is tentatively scheduled to begin Monday, November 18, 2024.

Resolution: No action taken. Reviewed and filed.

e. Emergency Resolution: Halloween Rules

The Board of Directors reviewed and discussed the proposed Resolution to pass Emergency Halloween Rules to address gate entry and traffic procedures on Halloween night.

Motion: McGinnis

Second: Hawk

Resolution: The Board of Directors approved the Resolution to pass Emergency Halloween Rules to address gate entry and traffic procedures on Halloween night, as presented. The rules are effective immediately, for 120 days from and after the date of the Resolution.

The motion carried unanimously.

f. Architectural Variance Review:

1) 5818 Clear Valley Rd

The Board of Directors reviewed and discussed the architectural variance application presented for 5818 Clear Valley Rd. The homeowner is seeking a variance to keep existing non-conformities pertaining to the existing main residence and roof. The Architectural Committee recommends approval of this variance request. Affected neighbors received the required Notice of Variance Application. No comments were submitted in response to the notice.

Motion: Hawk

Second: Tenenbaum

Resolution: The Board of Directors approved the architectural variance application 5818 Clear Valley Rd, as presented.

The motion carried unanimously.

g. Encroachment Permits Issued:

The Board of Directors reviewed the following encroachment permits issued by management:

ENCROACHMENT PERMITS						
Name	Address		Project	Filed	Issued	Permit No.
Jonathan Siegler	5339	Round Meadow Rd	Access trail for tree trimming	9/9/2024	9/10/2024	1356
SoCal Gas	24878	Long Valley Rd	Issued, but then cancelled work	9/12/2024	9/12/2024	1357
SoCal Gas	5382	Scott Robertson Rd	Gas Service Abandonment	9/17/2024	9/17/2024	1358
SoCal Gas	5831	Fitzpatrick Rd	Gas Service Abandonment	9/17/2024	9/17/2024	1359
Edison	25151	Jim Bridger Rd	Crews to access existing structures to pull in cable and upgrade equipment	9/18/2024	9/18/2024	1360
Edison	24566	Wingfield Rd	Crews to access 1 existing pole to replace equipment	9/19/2024	9/19/2024	1361
All Terrain Landscaping Inc.	25146	Eldorado Meadow Rd	Remove and install new parkway drain	9/25/2024	9/25/2024	1362
J&J Contracting	25139	Jim Bridger Rd	Access trail for fence repair & store trash bin on street for 1 week	9/30/2024	9/30/2024	1363
City of Hidden Hills		Little Hollow Rd	Underground 4 telephone poles in existing bridle trail	10/1/2024	10/1/2024	1364

Resolution: No action taken. Reviewed and filed.

h. Directors Topics

On behalf of the Community Facilities & Buildings Committee, Kenny Hawk (Treasurer and Board Liaison) requested the Board of Directors' consideration to approve \$4,000.00 for the preparation of renderings and elevations for the proposed remodel of the community center to aid in further project evaluation.

Motion: Heubusch
Second: Tenenbaum

Resolution: The Board of Directors approved the requested \$4,000.00 for the preparation of renderings and elevations for the proposed remodel of the community center, as requested.

The motion carried unanimously.

8. HOMEOWNER FORUM

Members in attendance provided input on the following non-agenda items during open forum:

- No Comments.

9. MANAGEMENT REPORT

General Manager Erin Tudron reported on the following topics:

- The replacement of the Community Center parking lot was successfully completed by Champion Paving on September 10, 2024. Champion Paving will return to the community next month to apply the final seal to the parking lot in conjunction with the 2024 community-wide road repairs. This project was approved by the Board of Directors at the May 21, 2024 General Session meeting at a total cost of \$95,320.
- The Spring Valley Wi-Fi expansion project was successfully completed and active for Fiesta. This project was approved by the Board of Directors at the April 16, 2024 General Session meeting with a not-to-exceed budget of \$25,000. The work was performed by Tech Judge, Inc with the project total coming in at \$16,000. Additionally, the secured Wi-Fi network has been expanded to all 3 gatehouse locations. The password is "happytrails".
- The resurfacing of the Spring Valley tennis and pickleball courts are complete and the courts are open for use. This project was completed by TD Sports at a total cost of \$49,000.
- With the vendor change from IPS to Champion Paving, the work for the 2024 community wide road repairs is scheduled to take place from November 18th to 22nd and December 2nd to 13th, with no work planned for the week of Thanksgiving. All pertinent notifications on the schedule of construction work, timeline and information for affected residents will be sent out accordingly.
- The replacement of the footing at the Lewis and Clark arena is underway and is expected to be completed by the end of next week. This project was approved by the Board of Directors at the July 16, 2024 General Session meeting and is being performed by Footings West. The total approved cost of the project is \$55,750.
- Jed Smith Slope Failure: Geo Soils and Epoch have completed the approved geological inspection and site survey to address the 2 slope failures. This work was approved by the Board of Directors at the August 20, 2024 General Session meeting. The inspection reports are complete, and Epoch is now preparing the repair plan for bidding.
- The first phase of the annual trail maintenance plan with JR Construction commenced on September 30, 2024, and work on the trails is progressing well. As a reminder, the Association kindly asks all homeowners to ensure their landscapers inspect the perimeters of their properties to confirm that no vegetation is encroaching onto the bridle trails or hanging over the 3-rail fences. Homeowners that need to address such

vegetation have been notified by the office. We appreciate everyone’s cooperation in maintaining the beauty and safety of our trails.

- The HHCA Annual Director Election is scheduled for Tuesday, January 21, 2025. The Inspector of Elections mailed out the official Candidate nomination forms to the membership on September 20, 2024. Candidate nomination forms and statements must be submitted to the Inspector of Elections, Correct Elect, no later than October 23, 2024.
- The 2024/2025 Annual Assessment invoices were sent out on October 7, 2024 via email and U.S. Mail. The due date by which all annual assessments must be paid is November 10th. All unpaid assessments will be considered delinquent if not received, post marked or brought into the management office by December 10th and subject to the Association’s Collection Policy.
- As a part of our ongoing efforts to maintain the aesthetic and safety standards of our community, we kindly remind residents to inspect and address any necessary repairs or maintenance on their properties, including:
 - Repairing and painting 3-rail fences to ensure they are in good condition and consistent with community guidelines.
 - Replacing faded or damaged name signs to maintain clear identification of your property.
 - Repairing or replacing mailboxes that are faded, rusted, or damaged.


10. NEXT MEETING DATE

The next General Session meeting of the HHCA Board of Directors is scheduled for Tuesday, November 19, 2024 at 6:30 P.M. via Zoom Video Conference.

11. ADJOURNMENT

There being no further business to conduct in General Session, the meeting was adjourned at 8:15 P.M.

ATTEST:

DocuSigned by:

49D668D281C74E5...
Signature

11/20/2024
Approved Date



Eniko Gold, Mayor
Larry G. Weber, Mayor Pro Tem
Joe Loggia, Council Member
Laura McCorkindale, Council Member
Adam Wasserman, Council Member

TO: Honorable Mayor and City Council

FROM: Gloria Molleda, Interim City Manager

BY: Dirk Lovett, City Engineer

DATE: December 9, 2024

SUBJECT: CITY ENGINEERING AND COMMUNITY DEVELOPMENT MONTHLY REPORT

BACKGROUND

The City Council requested a monthly report to provide updates on major departmental projects.

DISCUSSION

This monthly report provides information and updates on active City Engineering and Community Development projects that either the Council has requested information on or that staff members feel would be of interest.

FISCAL IMPACT

There is no fiscal impact to receiving and filing this report.

RECOMMENDATION

This report is for informational purposes only. It is recommended that the City Council receive and file the attached report. If the City Council concurs, an appropriate motion would be:

"I move to receive and file the City Engineering and Community Development Monthly Report."

ATTACHMENTS

1. Monthly Report – Through the End of November 2024
-

City Engineering/Community Development
Monthly Report
Through The End Of November 2024

Project/Program	Current Status
1. Long Valley Entrance Improvement Project – Measure R	The City Council awarded the phase 1 (parking lot) construction bid to CS Legacy on September 28, 2023. Construction began on November 1, 2023. Work has been completed and a ribbon cutting ceremony was held on September 3, 2024. A Notice of Completion was approved by the City on 11/12/24 and the contractor is currently maintaining the landscaping during the required 90 day maintenance period. Phase 2 is still in design and plan review with Caltrans and the City of LA. Staff has been working on an agreement with Boething Treeland regarding the necessary right of way, required by the City of LA. Last week, staff was informed that Boething Treeland has been sold. The Boething Treeland Nursery will continue to operate at the site under a rental agreement. Bruce Pherson from Boething Treeland stated that he has informed the new owners of the right of way situation and that they have expressed their support. Staff will now be working with the new owners.
2. Overhead Power Lines Undergrounding	Construction on the Little Hollow undergrounding project began on November 4. The City's contractor has completed the majority of their work which includes trench, conduit, pull boxes, a retaining wall, and a cabinet. The remaining work is to be done by each utility company, which will pull their wires, install all electronics, and make all connections prior to the removal of poles. They have not provided their schedules yet but this work usually takes a several weeks up to a couple months. SCE completed the preliminary design work for the Jed Smith Road undergrounding project, between Fitzpatrick and Kit Carson Road. Staff reviewed and provided comments on the draft plans to SCE. SCE is working on the final design.
3. Citywide Fiber	No Change - At its meeting of April 8, 2024, the City Council rejected construction bids and terminated the City's fiber to homes project. Staff continues to work with the Las Virgenes-Malibu COG on an underground fiber network that can be used to interconnect emergency and essential services, City Halls, libraries, schools, and allow effective traffic management and control between the 5 COG cities.
4. 24314 Long Valley Road	No Change - A demolition permit for a single-family residential building was issued on November 21, 2018. A grading permit was issued on April 8, 2019. The lot was subsequently sold. Revised grading and building plans were submitted to the City by the new owner. A new grading permit was issued on January 7, 2022 and a new building permit was issued on February 11, 2022.

	Construction recommenced in April 2022. Building construction is ongoing.
5. Housing Element	No Change - City consultant John Douglas prepared and submitted a draft Housing Element update for the 2021-2029 planning period to HCD in November 2021, and again in April of 2023. While HCD stated that the drafts addressed many statutory requirements, revisions were still necessary. Jon Douglas subsequently retired. On September 11, 2023 the Council entered into an agreement with consultant Kimley-Horn to complete the Housing Element. Kimley-Horn addressed HCD's comments and resubmitted a draft to HCD in April 2024. HCD responded in June that there are still some items remaining to be addressed. Kimley-Horn has subsequently met with HCD and is following up with City staff and the City Council ad hoc committee regarding proposed options and revisions.
6. Mureau Road Landscaping	The City Council approved a conceptual plan and selected L. Newman Design Group to design landscaping improvements at the northeast and northwest corners of the Round Meadow Road/Mureau Road intersection. Design work was roughly 50% complete. The HHCA Landscape Committee subsequently requested revisions to the design concept. At its meeting of May 24, 2021, the City Council directed the landscape designer to work with the HHCA Landscape Committee and Camille Mugardechian-Armen (MA Studios) in preparing alternative concepts and profile renderings. The Council subcommittee has subsequently directed staff to terminate the City's agreement with L Newman, and to request a proposal from MA Studios for the design work. MA Studios and City staff are currently working on the proposal and agreement. As portions of this landscaping are not on City property, staff will continue to work with the School District and the County of Los Angeles to obtain permits and easements. At the direction of the Fire Department, the gazebo and all redwood furniture has been removed from the site.
7. Commercial and Affordable Housing Development Standards	No Change - City staff is working with the City's planning consultant on the development of standards for affordable housing, and updating the Commercial development standards. Work is on hold until HCD approves the City's Housing element.
8. General Plan Update	No Change - City staff is working with the City's planning consultant on the City's General Plan Update. Work is on hold until HCD approves the City's Housing element.
9. 24877 Old Eldorado Meadow Road	No Change - This is one of the properties that has high pressure gas lines running through it. Following review and approval from the Gas Company and the City, permits were issued for building

	demolition, grading, and a building permit for new single family residence (April 2024). Construction is ongoing. For safety purposes, SCG is required to be on site for any work withing 10' of the high pressure gas lines.
10. 5949 Spring Valley Road	The HHCA, City, and SCG have reviewed and approved grading plans for a new single family residence at 5949 Spring Valley Road. This is a vacant lot with two high pressure gas lines traversing it. SCG has provided their requirements for all work within the vicinity of the gas lines. A SCG inspector is required to be on site during any work within their easement. The builder has yet to pull a grading permit and there is no schedule to begin work.
11. Boething Treeland Equestrian and Pedestrian Trail Agreements	No Change - Boething Treeland's application to the City of LA for a mixed use development project remains active. Plans on the City of LA's website indicate that the mitigation and excess parcels on the site (previously agreed to remain undeveloped) are not currently proposed for building construction. The City of Hidden Hills continues to work with the City of LA to resolve unspent funds for proposed trails.

Note: Any changes to projects that were listed in last month's report are highlighted.



Eniko Gold, Mayor
Larry G. Weber, Mayor Pro Tem
Joe Loggia, Council Member
Laura McCorkindale, Council Member
Adam Wasserman, Council Member

TO: Honorable Mayor and City Council

FROM: Gloria Molleda, Interim City Manager

BY: Deana L. Gonzalez, CMC, City Clerk

DATE: December 9, 2024

SUBJECT: RECEIVE AND FILE THE LAS VIRGENES MALIBU COUNCIL OF GOVERNMENTS (LVMCOG) SUMMARY REPORT FOR NOVEMBER 19, 2024

BACKGROUND

The Las Virgenes – Malibu Council of Governments (COG), formed in 1999, is a Joint Powers Authority of the cities of Hidden Hills, Agoura Hills, Calabasas, Malibu, and Westlake Village. Through the COG, the cities cooperatively and voluntarily work together to address regional priorities and matters of mutual interest. The COG is governed by an elected official from each of the member cities. The representative from Hidden Hills is Mayor Gold.

DISCUSSION

Every month, the COG has a meeting consisting of elected officials, member cities' staffs, and Executive Director Terry Dipple. This monthly report provides information and updates on items of interest.

FISCAL IMPACT

There is no fiscal impact to receiving and filing this summary report.

RECOMMENDATION

It is recommended that the City Council receive and file the attached LVMCOG Summary Report for November 19, 2024. If the City Council concurs, an appropriate motion would be:

ATTACHMENT

1. LVMCOG Summary Report for November 19, 2024
-

Summary of November 19, 2024, Las Virgenes-Malibu COG Meeting

Information Items:

The Executive Director's Report highlighted the following:

- 2025 Homeless Count – The COG is going to work with LAHSA on the 2025 Homeless Count. The date is Tuesday, January 21, 2025, 7:00 PM, at Calabasas Senior Citizens Center. The executive director is going to act as the site coordinator again this year.
- Zero Bail Update – In response to a request from the Governing Board, David Slayton, CEO of LA County Superior Court will present an update on the program at the January 2025 COG meeting.
- Metro Olympic Meeting – The executive director noted that he participated in the Metro After Paris Action meeting in October and the Governing Board expressed interest in forming an Olympics subcommittee on the 28 Olympics.

Action Items:

- The Governing Board unanimously approved the final design engineering on the COG's Regional Smart Cities Fiber Network and authorized the executive director to go out to bid on the project. It is anticipated bids will be due January 31, 2025, and it would come back to the Governing Board in February for action.
- The Governing Board unanimously approved a recommendation from Supervisor Horvath to allocate \$2 million in LA County Measure M funds for "quick-build" roundabouts on PCH at El Matador State Beach and Encinal Canyon Road to address pedestrian safety and speed.



Eniko Gold, Mayor
Larry G. Weber, Mayor Pro Tem
Joe Loggia, Council Member
Laura McCorkindale, Council Member
Adam Wasserman, Council Member

TO: Honorable Mayor and City Council

FROM: Gloria Molleda, Interim City Manager

BY: Theresa Hernandez, Accountant

DATE: December 9, 2024

SUBJECT: RESCIND RESOLUTION NO. 846 APPROVING AND ADOPTING A FUND BALANCE POLICY

BACKGROUND

In 2012, the City adopted a Fund Balance Policy following the implementation of GASB Statement No. 54. This policy introduced five classifications for fund balance reporting: Nonspendable, Restricted, Committed, Assigned, and Unassigned. It also delegated authority to the City Manager and City Treasurer to assign fund balances for specific purposes. This policy served to provide clearer reporting and improve transparency regarding the constraints placed on the City's resources.

However, following further review and in response to evolving financial management practices, a new General Fund Fiscal Reserve Policy was adopted in June 2024. The newly adopted policy provides a more structured approach to managing reserves and aligns with current financial best practices, providing better clarity and operational flexibility than the previous fund balance classifications.

DISCUSSION

The adoption of the General Fund Fiscal Reserve Policy makes the 2012 Fund Balance Policy obsolete. To streamline financial management and ensure consistency with updated standards, the 2012 policy should be rescinded in favor of the new fiscal reserve approach.

FISCAL IMPACT

There is no fiscal impact resulting from the rescinding of the 2012 Fund Balance Policy. This action merely removes the outdated policy from the City's official records and replaces it with the new 2024 policy.

RECOMMENDATION

Staff recommends that the City Council rescind Resolution No. 846 Approving and Adopting a Fund Balance Policy. If the City Council concurs, an appropriate motion would be:

"I move to rescind Resolution No. 846 Approving and Adopting a Fund Balance Policy and Authorizing the City Manager and/or City Treasurer to Assign a Fund Balance to a Specific Purpose in Relation to This Fund Balance Policy."

ATTACHMENTS

1. Resolution No. 846 – Adopting a Fund Balance Policy
2. Resolution No. 1031 – Adopting a General Fund Reserve Policy

RESOLUTION NO. 1037

A RESOLUTION OF THE CITY COUNCIL OF THE CITY OF HIDDEN HILLS RESCINDING RESOLUTION NO. 846 WHICH APPROVED AND ADOPTED A FUND BALANCE POLICY AND AUTHORIZED THE CITY MANAGER AND/OR CITY TREASURER TO ASSIGN FUND BALANCE TO A SPECIFIC PURPOSE IN RELATION TO THAT FUND BALANCE POLICY

A. On September 12, 2012, the City Council adopted a Fund Balance Policy based on GASB Statement No. 54, establishing five fund balance classifications (Nonspendable, Restricted, Committed, Assigned, and Unassigned) to improve financial transparency and delegating authority to the City Manager and City Treasurer to assign specific purposes for fund balances;

B. A new General Fund Fiscal Reserve Policy was adopted in June 2024, which makes the 2012 Fund Balance Policy obsolete.

NOW, THEREFORE, the City Council of the City of Hidden Hills hereby finds, resolves, and determines as follows:

SECTION 1. The recitals set forth above are true and correct and incorporated herein as if set forth in full.

SECTION 2. Based upon the foregoing, the City Council for the City of Hidden Hills hereby rescinds Resolution No. 846.

PASSED, APPROVED AND ADOPTED this 9th day of December 2024.

Eniko Gold, Mayor

ATTEST:

Deana L. Gonzalez, CMC, City Clerk

ATTACHMENT 1

RESOLUTION NO. 846

A RESOLUTION OF THE CITY COUNCIL OF THE CITY OF HIDDEN HILLS APPROVING AND ADOPTING A FUND BALANCE POLICY AND AUTHORIZING THE CITY MANAGER AND/OR CITY TREASURER TO ASSIGN FUND BALANCE TO A SPECIFIC PURPOSE IN RELATION TO THIS FUND BALANCE POLICY

A. The Governmental Accounting Standards Board ("GASB") is the rule making body for governmental accounting. GASB seeks to enhance the usefulness of fund balance information by providing clearer fund balance classification that can be more consistently applied and by clarifying the existing governmental fund type definitions.

B. GASB has issued Statement No. 54 entitled "Fund Balance Reporting and Governmental Fund Type Definitions," which is effective for reporting periods beginning after June 15, 2010. In order to comply with GASB Statement No. 54 the City Council must adopt a 'Fund Balance Policy.'

NOW, THEREFORE, the City Council of the City of Hidden Hills hereby finds, resolves, and determines as follows:

Section 1. The Fund Balance Policy attached hereto as Exhibit A is hereby approved and adopted as the City of Hidden Hills Fund Balance Policy.

Section 2. The City Manager and/or City Treasurer is each hereby authorized and empowered, for and on behalf of the City, to assign fund balance to a specific purpose in accordance with and in relation to the City's Fund Balance Policy.

PASSED, APPROVED AND ADOPTED this 10th day of September, 2012.


Stuart E. Siegel, Mayor

ATTEST:



Cherie L. Paglia, City Manager/City Clerk

EXHIBIT A
FUND BALANCE POLICY

Fund Balance Policy

Purpose

This Fund Balance Policy establishes the procedures for reporting unrestricted fund balance in the General Fund financial statements. Certain commitments and assignments of fund balance will help ensure that there will be adequate financial resources to protect the City against unforeseen circumstances and events such as revenue shortfalls and unanticipated expenditures. The policy also authorizes and the City Manager and/or the City Treasurer to prepare financial reports which accurately categorize fund balance as per Governmental Accounting Standards Board (GASB) Statement No. 54, Fund Balance Reporting and Governmental Fund Type Definitions.

Classification of Fund Balance

Fund Balance is essentially the difference between the assets and liabilities reported in a governmental fund. There are five separate components of fund balance, each of which identifies the extent to which the City is bound to honor constraints on the specific purposes for which amounts can be spent.

- Nonspendable fund balance (inherently non spendable)
- Restricted fund balance (externally enforceable limitations on use)
- Committed fund balance (self-imposed limitations on use)
- Assigned fund balance (limitation resulting from intended use)
- Unassigned fund balance (residual net resources available for general use)

The first two components listed above are not addressed in this policy due to the nature of their restrictions. An example of nonspendable fund balance is inventory. Restricted fund balance is either imposed by law or constrained by grantors, contributors, or laws or regulations of other governments. This policy is focused on financial reporting of unrestricted fund balance, or the last three components listed above. These three components are further defined below.

Committed Fund Balance

The City Council, as the City's highest level of decision-making authority, may commit fund balance for specific purposes pursuant to constraints imposed by formal actions taken, such as a resolution. These committed amounts cannot be used for any other purpose unless the City Council removes or changes the specified use through the same type of formal action taken to establish the commitment. City Council action to commit fund balance needs to occur prior to the last day of the fiscal reporting period; however, the amount can be determined subsequently.

- Emergency Reserve – The City's General Fund balance committed for emergency reserve is established equal to *one year's expected expenditure*. As defined in the resolution establishing this commitment, the specific uses are listed as the declaration of a state or federal state of emergency or a local emergency as defined in the municipal code. The City Council may change the amount of this commitment and/or the specific uses of these monies.

Assigned Fund Balance

Amounts that are constrained by the City's intent to be used for specific purposes, but are neither restricted nor committed, should be reported as assigned fund balance. This policy hereby delegates the authority to assign amounts to be used for specific purposes to the City Manager and/or City Treasurer for

the purpose of reporting these amounts in the annual financial statements. Assignments of fund balance by the City Manager and/or City Treasurer do not require formal action by the City Council; however, each assignment must be approved by the City Manager and/or City Treasurer before the item can be presented in the financial statements.

Unassigned Fund Balance

These are residual positive net resources of the general fund in excess of what can properly be classified in one of the other four categories.

Fund Balance Classification

The accounting policies of the City consider restricted fund balance to have been spent first when an expenditure is incurred for purposes for which both restricted and unrestricted fund balance is available. Similarly, when an expenditure is incurred for purposes for which amounts in any of the unrestricted classifications of fund balance could be used, the City considers committed amounts to be reduced first, followed by assigned amounts and then unassigned amounts.

This policy is in place to provide a measure of protection for the City against unforeseen circumstances and to comply with GASB Statement No. 54. No other policy or procedure supersedes the authority and provisions of this policy.

ATTACHMENT 2

RESOLUTION NO. 1031

A RESOLUTION OF THE CITY COUNCIL OF THE CITY OF HIDDEN HILLS, ADOPTING A GENERAL FUND RESERVE POLICY AND TRANSFERRING FUNDS UNAPPROPRIATED AS OF JUNE 30, 2024, TO THE RESERVE CATEGORIES SET FORTH IN THE GENERAL FUND RESERVE POLICY, APPROVING AN INVESTMENT POLICY FOR FISCAL YEAR 2024-25, ADOPTING THE CITY'S BUDGET AND ESTABLISHING THE APPROPRIATIONS LIMIT FOR THE FISCAL YEAR COMMENCING JULY 1, 2024

BE IT RESOLVED BY THE CITY COUNCIL OF THE CITY OF HIDDEN HILLS as follows:

Section 1. General Fund Reserve Policy

The City Council hereby approves and adopts the General Fund Reserve Policy attached hereto in Exhibit A effective July 1, 2024. All monies previously appropriated to any fund of the City that are not expended as of June 30, 2024 shall be appropriated to the respective reserve categories set forth in the General Fund Reserve Policy.

Section 2. Investment Policy

The investment policy for Fiscal Year 2024-25 attached hereto and hereby incorporated by this reference as Exhibit B, is hereby approved for the fiscal year commencing July 1, 2024.

Section 3. Budget

The budget attached hereto and hereby incorporated by this reference as Exhibit C, is hereby adopted for the fiscal year commencing July 1, 2024.

Section 4. Appropriations Limit

The appropriations limit of the City under California Constitution Article XIII B for the fiscal year commencing July 1, 2024, determined by using a population factor of 1.0380 and an inflation factor of 1.0362, is hereby established at \$2,444,158.

PASSED, APPROVED AND ADOPTED this 10th day of June, 2024.



Eniko Gold, Mayor

ATTEST:


Deana L. Gonzalez, CMC, City Clerk

(SEAL)

EXHIBIT A GENERAL FUND FISCAL RESERVE POLICY

INTRODUCTION

A key attribute of a financially stable organization is the maintenance of appropriate reserves. Strong reserves position an organization to weather significant economic downturns more effectively, manage the consequences of outside agency actions that may result in revenue reductions, and address unexpected emergencies, such as natural disasters, catastrophic events caused by human activity, or excessive liabilities or legal judgments against the organization. As such, the Government Finance Officers Association (GFOA) recommends that governments establish a formal policy on the level of unrestricted fund balance that should be maintained in the general fund. Such a guideline should be set by the appropriate policy body and articulate a framework and process for how the government would increase or decrease the level of unrestricted fund balance over a specific time period. In particular, governments should provide broad guidance in the policy for how resources will be directed to replenish fund balance should the balance fall below the level prescribed.

Consistent with best practices, the City Council adopts this Fiscal Reserve Policy. Through the adoption of this Policy, two distinct reserve categories are hereby established: (1) the Stabilization Reserve; and (2) the Capital Improvement Reserve.

ESTABLISHMENT OF RESERVE CATEGORIES

Stabilization Reserve

A Stabilization Reserve will be maintained to mitigate financial and service delivery risk due to unexpected revenue shortfalls or unanticipated critical expenditures. The purpose of this reserve is to provide budgetary stabilization and not to serve as an alternative funding source for new programs. The Stabilization Reserve may be used as a source of one-time funding for critical operating or capital needs.

Recommendations to appropriate from the Stabilization Reserve will be brought forward by the City Manager and will require approval by a majority of the City Council. In the event this reserve is reduced below the amount established by this policy, the City Manager shall prepare a plan no later than one year from the reserve action to replenish the Stabilization Reserve balance to the policy level.

The target level of funding for the Stabilization Reserve is 100% of the annual operating budgeted appropriations of the General Fund.

Capital Improvement Reserve

A Capital Improvement Reserve will be established to fund planned and/or unplanned future capital improvement projects as well as to fund unexpected capital expenditures that may arise from time to time.

Recommendations to appropriate from the Capital Improvement Reserve will be brought forward by the City Manager and will require approval by a majority of the City Council. In the event this reserve is reduced below the amount established by this policy, the City Manager shall prepare a plan no later than one year from the reserve action to replenish the Capital Improvement Reserve balance to the policy level.

The target level of funding for the Capital Improvement Reserve is \$2 million.

CONCLUSION

While this policy is intended to establish minimum funding levels for the respective Reserves, there is nothing to preclude the City from exceeding these levels. Any revenue/balances above these targets become unrestricted "Unrestricted Net Position" also referred to as Fund Balance". These funds are free to be used by the City to at the City Council's discretion; however, should be considered one-time funding and should be used for one-time uses.

Finally, should either the Stabilization Reserve or Capital Improvement Reserve fall below the targeted level, it is understood that the plan to replenish these Reserves as presented by the City Manager could call for the restoration over more than one year.

ATTACHMENT 3

RESOLUTION NO. 1037

A RESOLUTION OF THE CITY COUNCIL OF THE CITY OF HIDDEN HILLS RESCINDING RESOLUTION NO. 846 WHICH APPROVED AND ADOPTED A FUND BALANCE POLICY AND AUTHORIZED THE CITY MANAGER AND/OR CITY TREASURER TO ASSIGN FUND BALANCE TO A SPECIFIC PURPOSE IN RELATION TO THAT FUND BALANCE POLICY

A. On September 12, 2012, the City Council adopted a Fund Balance Policy based on GASB Statement No. 54, establishing five fund balance classifications (Nonspendable, Restricted, Committed, Assigned, and Unassigned) to improve financial transparency and delegating authority to the City Manager and City Treasurer to assign specific purposes for fund balances;

B. A new General Fund Fiscal Reserve Policy was adopted in June 2024, which makes the 2012 Fund Balance Policy obsolete.

NOW, THEREFORE, the City Council of the City of Hidden Hills hereby finds, resolves, and determines as follows:

SECTION 1. The recitals set forth above are true and correct and incorporated herein as if set forth in full.

SECTION 2. Based upon the foregoing, the City Council for the City of Hidden Hills hereby rescinds Resolution No. 846.

PASSED, APPROVED AND ADOPTED this 9th day of December 2024.

Eniko Gold, Mayor

ATTEST:

Deana L. Gonzalez, CMC, City Clerk



Eniko Gold, Mayor
Larry G. Weber, Mayor Pro Tem
Joe Loggia, Council Member
Laura McCorkindale, Council Member
Adam Wasserman, Council Member

TO: Honorable Mayor and City Council

FROM: Gloria Molleda, Interim City Manager

DATE: December 9, 2024

BY: Dirk Lovett, City Engineer

SUBJECT: INTRODUCTION AND FIRST READING OF ORDINANCE NO. 393 ADDING A NEW SECTION 4-3-6 TO TITLE 4, CHAPTER 3 OF THE CITY OF HIDDEN HILLS MUNICIPAL CODE RESTRICTING ENUMERATED ACTIVITIES WHEN RED FLAG WARNINGS ARE ISSUED, AND FINDING THE ACTION TO BE STATUTORILY EXEMPT FROM THE CALIFORNIA ENVIRONMENTAL QUALITY ACT (CEQA) UNDER SECTION 21080.17 OF THE PUBLIC RESOURCES CODE

BACKGROUND

Following the recent fires in Los Angeles and Ventura Counties, the Hidden Hills City Council at its November 12, 2024 meeting, directed staff to prepare an ordinance that would prohibit activities that could be conducive to igniting fires during red flag warnings.

The National Weather Service monitors wind and humidity conditions and issues red flag warnings on days when there is a high risk of brush fires due to: 1) low relative humidity (15% or less), and either high wind velocity (25 MPH or more) or frequent gusts of 35 MPH or greater; 2) low relative humidity (10% or less), and either high wind velocity (15 MPH or more) or frequent gusts of 25 MPH or greater; 3) widespread and/or significant dry lightning; or 4) other forecaster discretion in coordination with the Southern California Geographic Area Coordination Center or other local agency in light of unusual but significant meteorological and/or fuel conditions.

DISCUSSION

In coordination with the Los Angeles County Fire Department, staff has prepared Ordinance No. 393 (attached) which restricts activities any time a red flag warning is issued by the National Weather Service. These activities include:

1. The use of portable outdoor barbecue grills.
 2. The use of any outdoor fire pits, fireplaces, or any outdoor fire of any kind for any purpose.
-

3. Any outdoor activity that could cause a spark or flame.
4. The use of gasoline or propane powered equipment for home or property maintenance or repair (e.g. mowers, weed eaters, chainsaws, welders, and generators).
5. Outdoor smoking of tobacco, cannabis or any other inhalable product.
6. Parking vehicles over dry grass or vegetation.

Under California Public Resources Code section 21080.17, CEQA does not apply to the adoption of an ordinance by a city or county restricting activities that could be conducive to igniting fires during red flag warnings. Therefore, the adoption of the proposed ordinance is statutorily exempt from CEQA in that it implements state ADU law.

FISCAL IMPACT

There is no fiscal impact to the City of Hidden Hills.

RECOMMENDATION

It is staff's recommendation that the City Council:

Waive full reading and introduce Ordinance No. 393 for first reading and consideration.

Open the public hearing, receive public testimony, close the public hearing, and by motion:

1. Find that the adoption of the proposed ordinance is statutorily exempt from CEQA review under Public Resources Code section 21080.17.
2. Approve Ordinance No. 393 to be brought back for second reading and adoption.

If the Council concurs, an appropriate motion would be:

"I move that the City Council:

1. Find that the adoption of proposed Ordinance No. 393 is statutorily exempt from CEQA review under Public Resources Code section 21080.17.
2. Waive full reading of Ordinance No. 393, restricting enumerated activities when red flag warnings are issued, and approve the Ordinance to be brought back for second reading and adoption.

ATTACHMENTS

Ordinance No. 393

ORDINANCE NO. 393

AN ORDINANCE OF THE CITY OF HIDDEN HILLS, CALIFORNIA, ADDING A NEW SECTION 4-3-6 TO TITLE 4, CHAPTER 3 OF THE HIDDEN HILLS MUNICIPAL CODE RESTRICTING ENUMERATED ACTIVITIES WHEN RED FLAG WARNINGS ARE ISSUED AND FINDING THE ACTION EXEMPT FROM CEQA

The Hidden Hills City Council does hereby ordain as follows:

SECTION 1. The City is located in a designated Very High Fire Hazard Severity Zone as recommended by the Director of the California Department of Forestry and Fire Protection, making it susceptible to catastrophic fires in high wind conditions. The National Weather Service monitors wind and humidity conditions and issues red flag warnings on days when there is a high risk of brush fires due to: 1) low relative humidity (15% or less), and either high wind velocity (25 MPH or more) or frequent gusts of 35 MPH or greater; 2) low relative humidity (10% or less), and either high wind velocity (15 MPH or more) or frequent gusts of 25 MPH or greater; 3) widespread and/or significant dry lightning; or 4) other forecaster discretion in coordination with the Southern California Geographic Area Coordination Center or other local agency in light of unusual but significant meteorological and/or fuel conditions. When such warnings are issued it is imperative that activities be curtailed that are capable of igniting a brush fire that could endanger life and property in the City. The purpose of this ordinance is to identify, enumerate and prohibit those activities that are hazardous if conducted during times when red flag warnings are in effect.

SECTION 2. Title 4, Chapter 3 of the Hidden Hills Municipal Code is hereby amended by adding thereto a new Section 4-3-6 to read as follows:

4-3-6: - ACTIVITIES PROHIBITED DURING RED FLAG WARNINGS

A. The following activities are prohibited during any time a red flag warning issued by the National Weather Service for any area that encompasses all or any portion of the City:

1. The use of portable outdoor barbecue grills.
2. The use of any outdoor fire pits, fireplaces, or any outdoor fire of any kind for any purpose.
3. Any outdoor activity that could cause a spark or flame.
4. The use of gasoline or propane powered equipment for home or property maintenance or repair (e.g. mowers, weed eaters, chainsaws, welders, and generators).
5. Outdoor smoking of tobacco, cannabis or any other inhalable product.
6. Parking vehicles over dry grass or vegetation.

B. During a red flag warning, City-issued permits or other authorizations for activities to be located on City property or upon City streets may be reviewed, cancelled, and assigned to a later date if the City determines its staff or general public may be exposed to unnecessary danger.

SECTION 3. If any section, subsection, subdivision, sentence, clause, or phrase in this Ordinance or any part thereof is for any reason held to be unconstitutional, invalid or ineffective by any court of competent jurisdiction, such decision shall not affect the validity or effectiveness of the remaining portions of this ordinance or any part thereof. The City Council hereby declares that it would have adopted each section irrespective of the fact that any one or more subsections, subdivisions, sentences, clauses, or phrases be declared unconstitutional, invalid or ineffective.

SECTION 4. This Ordinance shall become effective thirty (30) days after its adoption by the City Council.

SECTION 5. The City Council finds that adoption of this Ordinance is exempt from the California Environmental Quality Act ("CEQA") pursuant to Section 15358 (the activity will not result in a direct or reasonably foreseeable indirect physical change in the environment) of the CEQA Guidelines, California Code of Regulations, Title 14, Chapter 3, because it has no potential for resulting in physical change to the environment, directly or indirectly. Moreover, the City Council finds that this Ordinance is also exempt under CEQA pursuant to Guidelines Section 15061(b)(3) (there exists no possibility that the activity will have a significant adverse effect on the environment).

SECTION 6. The Mayor shall sign this Ordinance and the City Clerk shall certify as to the adoption and shall post a certified copy of this Ordinance, including the vote for and against the same, in the Office of the City Clerk, in accordance with Government Code Section 36933.

PASSED, APPROVED, AND ADOPTED this ____ day of _____ 2024.

Eniko Gold, Mayor

ATTEST:

Deana L. Gonzalez, CMC, City Clerk

APPROVED AS TO FORM:

Michael Jenkins, Interim City Attorney



Eniko Gold, Mayor
Larry G. Weber, Mayor Pro Tem
Joe Loggia, Council Member
Laura McCorkindale, Council Member
Adam Wasserman, Council Member

TO: Honorable Mayor and City Council

FROM: Gloria Molleda, Interim City Manager

BY: Deana L. Gonzalez, CMC, City Clerk

DATE: December 9, 2024

SUBJECT: APPROVAL OF RESOLUTION NO. 1038 DECLARING THE RESULTS OF THE GENERAL MUNICIPAL ELECTION HELD ON NOVEMBER 5, 2024

BACKGROUND

On June 10, 2024, the City Council adopted Resolution No. 1029 calling and giving notice of the holding of the election on November 5, 2024. In addition, Resolution No. 1029 authorized the City Clerk to coordinate with the County of Los Angeles Registrar-Recorder/County Clerk to procure and furnish any and all official ballots, printed matter and all supplies, equipment and paraphernalia that may be necessary in order to properly and lawfully conduct the election.

DISCUSSION

A General Municipal Election was held in the City of Hidden Hills on Tuesday, November 5, 2024, consolidated with the Statewide General Election for the purposes of election of two City Council Members. The County of Los Angeles Registrar of Voters has completed the canvass of the results and the appropriate Resolution has been prepared for adoption, which is attached to this report. The results are attached as Exhibit A to the above-entitled Resolution.

As a result of the election, the following candidates were elected:

Eniko Gold, for City Council for a term of four years;
Adam Wasserman, for City Council for a term of four years.

FISCAL IMPACT

The proposed FY 2024/25 City budget contains \$10,000 for election costs.

RECOMMENDATION

It is recommended that the City Council approve Resolution No. 1038, A RESOLUTION OF THE CITY COUNCIL OF THE CITY OF HIDDEN HILLS, CALIFORNIA, RECITING THE FACT OF THE GENERAL MUNICIPAL ELECTION HELD ON NOVEMBER 5, 2024, DECLARING THE RESULTS AND SUCH OTHER MATTERS AS PROVIDED BY LAW.

ATTACHMENTS

1. Resolution No. 1038 Certifying the Results of the General Municipal Election
2. City of Hidden Hills Certificate of the Canvass of the Election Results

RESOLUTION NO. 1038

A RESOLUTION OF THE CITY COUNCIL OF THE CITY OF UPLAND
RECITING THE FACT OF THE GENERAL MUNICIPAL ELECTION HELD
ON NOVEMBER 5, 2024; DECLARING THE RESULTS AND SUCH OTHER
MATTERS AS PROVIDED BY LAW.

WHEREAS, a General Municipal Election was held and conducted in the City of Hidden Hills, California, on Tuesday, November 5, 2024, as required by law; and

WHEREAS, notice of the election was given in the time, form and manner as provided by law; voting precincts were properly established; election officers were appointed, and in all respects the elections were held and conducted and the votes were cast, received and canvassed and the returns made and declared in the time, form and manner as required by the City provisions of the Elections Code of the State of California for the holding of elections in general law cities; and

WHEREAS, the County Election Department canvassed the returns of the election and has certified the results to this City Council; the results are received, attached, and made a part hereof as "Exhibit A".

NOW, THEREFORE, THE CITY COUNCIL OF THE CITY OF HIDDEN HILLS, CALIFORNIA, DOES RESOLVE, DECLARE, DETERMINE AND ORDER AS FOLLOWS:

SECTION 1. That the whole number of ballots cast in the precincts except vote by mail voter ballots and provisional ballots was 261.

That the whole number of vote-by-mail voter ballots cast in the City, including any provisional vote-by-mail ballots cast in the City was 814, for a grand total of 1,095 ballots cast in the City.

SECTION 2. That the two (2) names of persons (alpha order) voted for at the election for Member of the City Council are as follows:

Nominated/Certified Candidates:	Eniko Gold
	Adam Wasserman

SECTION 3. That the number of votes given at each precinct and the number of votes given in the City to each of the persons above named for the respective offices for which the persons were candidates are as listed in Exhibit "A" attached.

SECTION 4. The City Council does declare and determine that: Eniko Gold (643) was elected as Member of the City Council for the full term of four years and Adam Wasserman (428) was elected as Member of the City Council for the full term of four years.

SECTION 5. The City Clerk shall enter on the records of the City Council of the City, a statement of the result of the election, showing: (1) The whole number of ballots cast in the City; (2) The names of the persons voted for; (3) For what office each person was voted for; (4) The number of votes given at each precinct to each person, and (5) The total number of votes given to each person.

SECTION 6. That the City Clerk shall immediately make and deliver to each of the persons so elected a Certificate of Election signed by the City Clerk and authenticated; that the City Clerk shall also administer to each person elected the Oath of Office prescribed in the Constitution of the State of California and shall have them subscribe to it and file it in the office of the City Clerk. Each and all of the persons so elected shall then be inducted into the respective office to which they have been elected.

SECTION 7. That the City Clerk shall certify to the passage and adoption of this resolution and enter it into the book of original resolutions.

PASSED, APPROVED AND ADOPTED ON 9th day of December, 2024.

Eniko Gold, Mayor

ATTEST:

Deana L. Gonzalez, CMC, City Clerk

(SEAL)



**LOS ANGELES COUNTY
REGISTRAR-RECORDER/COUNTY CLERK**

DEAN C. LOGAN
Registrar-Recorder/County Clerk

December 3, 2024

Deana L. Gonzalez, City Clerk
City of Hidden Hills
6165 Spring Valley Road
Hidden Hills, California 91302

CITY OF HIDDEN HILLS GENERAL MUNICIPAL ELECTION

Dear City Clerk:

Enclosed are the Official Canvass Certificate and the Official Statement of Votes Cast by precinct for the City of Hidden Hills General Municipal Election consolidated with the General Election held in Los Angeles County on November 5, 2024.

Please call the Election Planning Section at (562) 462-2317, if you have any questions.

Sincerely,

SONIA CORONA, Head
Election Planning Section

Attachment:
Official Canvass Certificate
Official Statement of Votes Cast



Los Angeles County Registrar-Recorder/County Clerk

CERTIFICATE OF THE CANVASS **OF THE ELECTION RETURNS**

I, **DEAN C. LOGAN**, Registrar-Recorder/County Clerk of the County of Los Angeles, of the State of California, DO HEREBY CERTIFY that pursuant to the provisions of Section 15300 et seq. of the California Elections Code, I canvassed the returns of the votes cast for each elective office and/or measure(s) for

Hidden Hills City

at the General Election, held on the 5th day of November, 2024.

I **FURTHER CERTIFY** that the Statement of Votes Cast, to which this certificate is attached, shows the total number of ballots cast in said jurisdiction, and that the whole number of votes cast for each candidate and/or measure(s) in said jurisdiction in each of the respective precincts therein, and the totals of the respective columns and the totals as shown for each candidate and/or measure(s) are full, true and correct.

IN WITNESS WHEREOF, I have hereunto set my hand and affixed my official seal this 3rd day of December 2024.

Dean C. Logan

DEAN C. LOGAN
Registrar-Recorder/County Clerk
County of Los Angeles

HIDDEN HILLS CITY GENERAL MUNICIPAL ELECTION Member of the City Council

FINAL OFFICIAL V2
STATEMENT OF VOTES CAST
BY PRECINCT

Location	Registration	Ballots Cast
----------	--------------	--------------

ENIKO GOLD

SHAWN ANTIN

ADAM WASSERMAN

HIDDEN HILLS - 2780002A*

281

168

91

91

VOTE BY MAIL SERIAL 6583

814

475

243

337

TOTAL

1,342

1,095

643

334

428

HIDDEN HILLS CITY GENERAL MUNICIPAL ELECTION Member of the City Council

FINAL OFFICIAL V2
STATEMENT OF VOTES CAST
BY PRECINCT

Location	Registration	Ballots Cast
----------	--------------	--------------

ENIKO GOLD

SHAWN ANTIN

ADAM WASSERMAN

PRECINCT TOTAL

	281
--	-----

168

91

91

VBM TOTAL

814

475

243

337

GRAND TOTAL	100	100
-------------	-----	-----

1,342	1,095
-------	-------

643

334

428