Inland Empire Utilities Agency
A MUNICIPAL WATER DISTRICT

AGENDA
SPECIAL BOARD OF DIRECTORS MEETING OF THE INLAND EMPIRE UTILITIES AGENCY*

WEDNESDAY, MAY 13, 2026
10:00 AM

AGENCY HEADQUARTERS
BOARD ROOM
6075 KIMBALL AVENUE, BUILDING A
CHINO, CALIFORNIA 91708

*A MUNICIPAL WATER DISTRICT

VIEW THE MEETING LIVE ONLINE AT IEUA.ORG

TELEPHONE ACCESS: (415) 856-9169 / Conf Code: 994 723 597#

The public may participate and provide public comment during the meeting by joining in-person or by calling the number provided above. Comments may also be submitted by email to the Director of Board and Administrative Services Denise Garzaro at recordingsecretary@ieua.org prior to the completion of the Public Comment section of the meeting. Comments will be distributed to the Board of Directors.

CALL TO ORDER

ROLL CALL

FLAG SALUTE

PUBLIC COMMENT

At A Special Meeting, members of the public may only address the Board on items listed on the agenda pursuant to Government Code Section 54954.3(a). Those wishing to address the Board on the items listed on the agenda, are requested to email the Recording Secretary prior to the public comment section or request to address the Board during the public comments section of the meeting. Comments will be limited to three minutes per speaker.

ADDITIONS TO THE AGENDA

In accordance with Section 54954.2 of the Government Code (Brown Act), additions to the agenda require two-thirds vote of the legislative body, or, if less than two-thirds of the members are present, a unanimous vote of those members present, that there is a need to take immediate action and that the need for action came to the attention of the local agency subsequent to the agenda being posted.

NEW AND PROMOTED EMPLOYEE INTRODUCTIONS

1. PUBLIC HEARING

A. ASSEMBLY BILL 2561 VACANCY HEARING

2. CONSENT ITEMS

NOTICE: All matters listed under the Consent Calendar are considered to be routine and non-controversial and will be acted upon by the Board by one motion in the form listed below. There will be no separate discussion on these items prior to the time the Board votes unless any Board members, staff or the public requests specific items be discussed and/or removed from the Consent Calendar for separate action.

A. MINUTES

Approve the minutes of the April 1, and April 15, 2026 Board Meetings.

B. APPROVE REPORT ON GENERAL DISBURSEMENTS

Staff recommends that the Board approve the total disbursements for the month of March 2026 in the amount of $23,943,127.14.

C. ADOPT RESOLUTION NO. 2026-5-3, AUTHORIZING IEUA TO ENTER INTO FINANCIAL ASSISTANCE AGREEMENT UNDER WATERSMART: LARGE SCALE WATER RECYCLING PROJECTS GRANT PROGRAM

Staff recommends that the Board:

1. Adopt Resolution No. 2026-5-3, authorizing IEUA to enter into a financial assistance agreement under WaterSMART: Large Scale Water Recycling Projects Grant Program for the Advanced Water Purification Facility; and
2. Authorize the General Manager or his designee to execute the funding agreement and all related documents.

3. ACTION ITEMS

A. AWARD SERVICE CONTRACT FOR BIOSOLIDS TRANSPORTATION

Staff recommends that the Board:

1. Award a service contract to Synagro-WWT, Inc. for biosolids transportation services for a three-year period, with the option of two one-year extensions, for a total potential contract term of five years, for an aggregate not-to-exceed amount of $4,750,940; and
2. Authorize the General Manager to execute the contract, subject to non-substantive changes.

B. AWARD CONSULTANT SERVICES CONTRACT FOR RP-1 HEADWORKS INFLUENT CHANNEL REHABILITATION PROJECT

Staff recommends that the Board:

1. Award a consultant services contract to Kleinfelder, Inc. for the RP-1 Headworks Influent Channel Rehabilitation, Project No. EN26046, for a not-to-exceed amount of $394,203; and
2. Authorize the General Manager to execute the contract, subject to non-substantive changes.

C. **ADOPT RESOLUTION NO. 2026-5-1, APPROVING IEUA'S INVESTMENT POLICY FOR FISCAL YEAR 2026/27**
Staff recommends that the Board adopt Resolution No. 2026-5-1, approving IEUA's Investment Policy for Fiscal Year 2026/27.

D. **ADOPT RESOLUTION NO. 2026-5-2, NOMINATING REPRESENTATIVE FOR SANTA ANA RIVER WATERMASTER**
Staff recommends that the Board adopt Resolution No. 2026-5-2, nominating General Manager Kevin Alexander as the Inland Empire Utilities Agency's representative to the five-member Santa Ana River Watermaster Committee.

4. INFORMATION ITEMS

A. **TEN-YEAR CAPITAL IMPROVEMENT PLAN FOR FISCAL YEAR 2026/27 -FISCAL YEAR 2035/36 (WRITTEN/POWERPOINT)**

B. **FISCAL YEAR 2026/27 NON-REGIONAL PROGRAMS PROPOSED BUDGET AMENDMENT (WRITTEN/POWERPOINT)**

C. **RP-5 EXPANSION PROJECT UPDATE MAY 2026 (POWERPOINT)**

5. RECEIVE AND FILE INFORMATION ITEMS

A. **PUBLIC OUTREACH AND COMMUNICATION (WRITTEN)**

B. **FEDERAL LEGISLATIVE REPORT FROM CARPI AND CLAY (WRITTEN)**

C. **STATE LEGISLATIVE REPORT AND MATRIX FROM WEST COAST ADVISORS (WRITTEN)**

D. **RP-1 SOLIDS THICKENING PROJECT UPDATE MAY 2026 (POWERPOINT)**

E. **INLAND EMPIRE REGIONAL COMPOSTING AUTHORITY FISCAL YEAR 2026/27 ADOPTED BUDGET (WRITTEN/POWERPOINT)**

F. **TREASURER'S REPORT OF FINANCIAL AFFAIRS (WRITTEN/POWERPOINT)**

6. AGENCY REPRESENTATIVES' REPORTS

A. **SANTA ANA WATERSHED PROJECT AUTHORITY REPORT (WRITTEN)**
April 21, and May 5, 2026 Santa Ana Watershed Project Authority Commission Meetings.

B. **METROPOLITAN WATER DISTRICT OF SOUTHERN CALIFORNIA REPORT (WRITTEN)**
May 11, 2026 Metropolitan Water District of Southern California Special Board Meeting and May 12, 2026 Board Meeting.

C. **REGIONAL SEWERAGE PROGRAM POLICY COMMITTEE REPORT**
The next Regional Sewerage Program Policy Committee Meeting is scheduled for June 4, 2026.

D. **CHINO BASIN WATERMASTER REPORT (WRITTEN)**
April 23, 2026 Chino Basin Watermaster Board Meeting.

E. **CHINO BASIN DESALTER AUTHORITY REPORT (WRITTEN)**
May 7, 2026 Chino Basin Desalter Authority Special Board Meeting.

F. **INLAND EMPIRE REGIONAL COMPOSTING AUTHORITY REPORT (WRITTEN)**
May 4, 2026 Inland Empire Regional Composting Authority Board Meeting.

7. GENERAL MANAGER'S REPORT

A. **GENERAL MANAGER'S REPORT (WRITTEN)**

8. BOARD OF DIRECTORS' REQUESTED FUTURE AGENDA ITEMS

9. DIRECTORS' COMMENTS

10. CLOSED SESSION

A. **PURSUANT TO GOVERNMENT CODE SECTION 54956.9(D)(2) - CONFERENCE WITH LEGAL COUNSEL - ANTICIPATED LITIGATION**
One Case

B. **PURSUANT TO GOVERNMENT CODE SECTION 54956.9(A) - CONFERENCE WITH LEGAL COUNSEL - EXISTING LITIGATION**

1. City of Ontario, et al. v. Inland Empire Utilities Agency, Los Angeles Superior Court, Case No. 24STCP02321
2. City of Ontario, et al. v. Inland Empire Utilities Agency, Orange County Superior Court, Case No. 30-2023-01344236

ADJOURN

Declaration of Posting

I, Denise Garzaro, CMC, Director of Board and Administrative Services of the Inland Empire Utilities Agency*, a Municipal Water District, hereby certify that, per Government Code Section 54954.2, a copy of this agenda has been posted at the Agency's main office, 6075 Kimball Avenue, Building A, Chino, CA and on the Agency's website at www.ieua.org at least twenty-four (24) hours prior to the Special meeting date and time above.

In compliance with the Americans with Disabilities Act, if you need special assistance to participate in this meeting, please contact the Recording Secretary at (909) 993-1736 or dgarzaro@ieua.org, 48 hours prior to the scheduled meeting so that IEUA can make reasonable arrangements to ensure accessibility.



Inland Empire Utilities Agency
A MUNICIPAL WATER DISTRICT

Assembly Bill 2561 Vacancy Hearing

Maggie West
Human Resources Officer

May 2026

2 Assembly Bill 2561 Vacancy Hearing

Annual Requirement

- Present the following items to a governing board:
  - Status of vacancies
  - Recruitment and retention efforts
  - Recommendations to policies, procedures, and recruitment activities impacting hiring processes

Additional Requirements

- If the vacancy rate is 20% or higher in a bargaining unit, additional obligations may apply:
  - Total number of job vacancies within the bargaining unit
  - Total number of applicants for vacant positions within the bargaining unit
  - Average number of days to complete hiring process
  - Opportunities to improve compensation and working conditions

3 Recruitment Data for Calendar Year 2025

Bargaining Unit	Vacancies	Budgeted Full Time Employees	Vacancy Rate As of December 2025**
General Unit	10	97	10.3%
Laboratory Unit	0	12	0.0%
Operators' Unit	9	49	18.4%
Professional Unit	14	91	15.4%
Supervisors' Unit	1	28	3.6%
Senior Management*	1	4	25.0%
Unrepresented*	7	94	7.4%
	42	**375**	**11.2%**

**Unrepresented*
***Vacancy rate may not tie due to rounding*

4 Current Recruitment Status

	Filled	In Recruitment	Pending Recruitment	Total Positions
Full Time	340	24	11	375
Limited Term	4	4	1	9

5 Recruitment and Onboarding Improvements

Employee Onboarding Guide	Workforce Development Plan	Classification and Compensation Study	Hiring Manager Guide and Manager Onboarding Guide
• Implemented • Fiscal Year 2025/26	• In Progress	• In Progress	• Fiscal Year 2026/27

Questions?

@IEUAwater

ieua.org



MINUTES
REGULAR WORKSHOP/MEETING OF THE
INLAND EMPIRE UTILITIES AGENCY
BOARD OF DIRECTORS

WEDNESDAY, APRIL 1, 2026
10:00 A.M.

A meeting of the Board of Directors of the Inland Empire Utilities Agency* was held at IEUA Headquarters, 6075 Kimball Avenue, Building A, Chino, California and via video/teleconference on the above date.

President Elie called the meeting to order at 10:00 a.m. Human Resources Analyst Alejandro Martinez-Moreno led the Pledge of Allegiance. Vice President Hall was absent. The following Directors were present:

Steven J. Elie, President
Michael Camacho, Secretary/Treasurer
Marco Tule, Director
Paul Hofer, Director *(arrived at 10:07 a.m.)*

PUBLIC COMMENT
There was no public comment.

ADDITIONS TO THE AGENDA
There were no additions or deletions to the agenda.

PRESENTATION

2025 QUARTER 4 DEFERRED COMPENSATION PLAN UPDATE
Morgan Stanley Senior Principal Rasch Cousineau provided a presentation on the status of the Agency's deferred compensation plan.

Director Hofer arrived at 10:07 a.m.

1. **ACTION ITEM**

   A. **APPOINT ALTERNATE REPRESENTATIVE TO SANTA ANA WATERSHED PROJECT AUTHORITY PROJECT AGREEMENT 23 AND PROJECT AGREEMENT 24 COMMITTEES**
   General Counsel Marty Cihigoyenetche provided an oral report.

   MOVED BY DIRECTOR CAMACHO, SECONDED BY DIRECTOR HOFER, THE BOARD APPOINTED ACTING GENERAL MANAGER KEVIN ALEXANDER AS ALTERNATE REPRESENTATIVE TO THE SANTA ANA WATERSHED PROJECT AUTHORITY (SAWPA) PROJECT AGREEMENT (PA) 23 COMMITTEE AND THE SAWPA PA 24 COMMITTEE, BY THE FOLLOWING VOTE:

   Ayes: Camacho, Elie, Hofer, Tule

   Noes: None

   Absent: Hall

**A Municipal Water District*

DRAFT

2. WORKSHOP ITEMS

A. ENERGY MANAGEMENT PLAN UPDATE

Manager of Compliance and Sustainability Pietro Cambiaso and Hazen and Sawyer Senior Associate James Ferro provided the presentation.

Discussion ensued regarding energy resilience, internal power generation, and long-term power strategies, including solar and battery system performance, as well as the condition of existing assets and contract considerations for the wind turbine at the Inland Empire Regional Composting Facility.

Director Hofer requested an analysis on the feasibility, costs, and regulatory considerations of modular nuclear power generation in California.

Director Hofer and Director Tule requested the percentage of the Agency's operating budget dedicated to electrical power.

INFORMATION ITEM ONLY; NO ACTION TAKEN

B. SEMI-ANNUAL GRANTS UPDATE

Director of External and Government Affairs Alyson Piguee and Grants and Government Affairs Officer Stephanie Chancellor provided the presentation.

President Elie expressed appreciation to the Director of External and Government Affairs Alyson Piguee on her service and contributions to the Agency.

INFORMATION ITEM ONLY; NO ACTION TAKEN

3. GENERAL MANAGER'S COMMENTS

Acting General Manager (GM) Kevin Alexander stated today's presentations demonstrated how careful stewardship of energy, funding, and employee investments supports the Agency's long-term stability and continued service to the region.

Acting GM Alexander also noted that the Agency is actively pursuing additional funding opportunities and anticipates a decision by the State of California in the coming months regarding potential funding for the expansion of the recycled water program.

4. BOARD OF DIRECTORS' REQUESTED FUTURE AGENDA ITEMS

There were no Board of Directors' requested future agenda items.

5. BOARD OF DIRECTORS' COMMENTS

Director Hofer commented on the significant investment in water recycling and water reuse, noting that the State of California has yet to make comparable investments to improve waterways despite approved bond funding.

Director Tule and Director Camacho recognized Director of External and Government Affairs Alyson Piguee for her service to the Agency and extended congratulations on her next endeavor.

Director Tule expressed appreciation to former Interim GM Christiana Daisy for her return to the Agency during the transition period.

Director Tule also noted his absence in March was due to energy outage operations and emphasized long-term asset stewardship and the need to future address energy challenges in Southern California.

DRAFT

President Elie recognized and congratulated IEUA staff who received California Water Environment Association (CWEA) Santa Ana River Basin Section (SARBS) Awards at the Annual Awards Banquet on March 14, 2026.

6. CLOSED SESSION

General Counsel Marty Cihigoyenetche stated Closed Session Item No. 6B concerns a claim for damages submitted by W.M. Lyles Co, the prime contractor on the RP-5 Expansion Project. The claim is seeking damages in excess of $10,000.00 related to alleged breach of the governing contract related to the project.

The Board recessed to Closed Session at 11:21 a.m.

A. PURSUANT TO GOVERNMENT CODE SECTION 54956.9(D)(2) - CONFERENCE WITH LEGAL COUNSEL - ANTICIPATED LITIGATION
One Case

B. PURSUANT TO GOVERNMENT CODE SECTION 54956.9(E)(3) - CONFERENCE WITH LEGAL COUNSEL - ANTICIPATED LITIGATION
Claimant: W.M. Lyles Co.
Entity Subject to Claim: Inland Empire Utilities Agency
A copy of the claim is available at IEUA headquarters in the office of General Counsel.

C. PURSUANT TO GOVERNMENT CODE SECTION 54956.9(D)(1) - CONFERENCE WITH LEGAL COUNSEL - EXISTING LITIGATION
Inland Empire Utilities Agency, et al. v. LS-Fontana LLC, et al., United States Central District Court of California - Eastern Division Case No. 5:25-cv-00809-KK-DTBx

D. PURSUANT TO GOVERNMENT CODE SECTION 54957 - PUBLIC EMPLOYMENT
General Manager

The meeting resumed at 1:29 p.m. General Counsel Marty Cihigoyenetche stated that the Board discussed Item Nos. 6A, 6C, and 6D with no reportable action. He also stated the Board discussed Item No. 6B with the following reportable action:

THE CLAIM FOR DAMAGES SUBMITTED BY W.M. LYLES CO., IN RELATION TO THE PENDING RP-5 EXPANSION PROJECT WAS REJECTED BY THE BOARD, AS MOVED BY DIRECTOR ELIE, SECONDED BY DIRECTOR CAMACHO, BY THE FOLLOWING VOTE:

Ayes:	Camacho, Elie, Hofer, Tule
Noes:	None
Absent:	Hall

ADJOURN

President Elie adjourned the meeting at 1:30 p.m.

_____
Michael Camacho, Secretary/Treasurer

APPROVED: MAY 13, 2026

DRAFT

MINUTES
REGULAR MEETING OF THE
INLAND EMPIRE UTILITIES AGENCY
BOARD OF DIRECTORS

WEDNESDAY, APRIL 15, 2026
10:00 A.M.

A meeting of the Board of Directors of the Inland Empire Utilities Agency* was held at IEUA Headquarters, 6075 Kimball Avenue, Building A, Chino, California and via video/teleconference on the above date.

President Elie called the meeting to order at 10:00 a.m. Engineering and Construction Management Intern Danica Callaway led the Pledge of Allegiance. The following Directors were present:

Steven J. Elie, President
Jasmin A. Hall, Vice President
Michael Camacho, Secretary/Treasurer
Paul Hofer, Director *(arrived at 10:04 a.m.)*
Marco Tule, Director

PUBLIC COMMENT
John Munson, Sierra Club, addressed the Board regarding the Cadiz Water Project.

Director Hofer arrived at 10:04 a.m.

ADDITIONS TO THE AGENDA
There were no additions or deletions to the agenda.

NEW EMPLOYEE INTRODUCTIONS
The following staff members from the Operations and Maintenance Department were introduced:

- Arthur Martinez, Wastewater Treatment Plant Operator-in-Training, hired April 13, 2026, Operations
- Paul Hoodward, Wastewater Treatment Plant Operator-in-Training, hired April 13, 2026, Operations

The following staff member from Planning and Resources Department was introduced:

- Lauren Amimoto, Senior Environmental Resources Planner, hired April 13, 2026, Environmental Services

The Board welcomed the new employees to IEUA.

DRAFT

*A Municipal Water District

1. CONSENT ITEMS

A. MINUTES

B. APPROVE REPORT ON GENERAL DISBURSEMENTS (FINANCE & ADMIN)

C. ADOPT POSITION ON FEDERAL LEGISLATION (COMMUNITY & LEG)

D. ADOPT POSITIONS ON STATE LEGISLATION (COMMUNITY & LEG)

E. APPROVE EASEMENT WITH U.S. ARMY CORPS OF ENGINEERS FOR RP-2 LIFT STATION (ENG/OPS/WR)

F. ADOPT STANDARDIZATION OF SECONDARY TREATMENT AERATION DIFFUSERS (ENG/OPS/WR)

G. AWARD CONSTRUCTION CONTRACT FOR REGIONAL SEWER SYSTEM MANHOLE UPGRADES (ENG/OPS/WR)

H. APPROVE THIRD QUARTER BUDGET AMENDMENT AND ADOPT RESOLUTION NO. 2026-4-1, APPROVING AND ADOPTING THE AMENDED BUDGET FOR FISCAL YEAR 2025/26 (FINANCE & ADMIN)

MOVED BY DIRECTOR HOFER, SECONDED BY DIRECTOR TULE, AGENDA ITEM NOS. 1A THROUGH 1H, APPROVED AS RECOMMENDED BELOW, BY THE FOLLOWING VOTE:

Ayes: Camacho, Elie, Hall, Hofer, Tule

Noes: None

Absent: None

- Approved the minutes of the March 4 and March 18, 2026 Board Meetings.
- Approved the total disbursements for the month of February 2026 in the amount of $21,892,897.66.
- Adopted a position of support on H.R. 7845 (Peters), the Drought Relief Obtained Using Government Help Today (DROUGHT) Act of 2026.
- Adopted positions on the following bills:

Bill Number	Author	Bill Title	Position Recommendation
Assembly Bill (AB) 1603	Schultz (D)	Perfluoroalkyl and Polyfluoroalkyl Substances (PFAS): Department of Pesticide Regulation	Support
AB 2777	Assembly Committee on Environmental Safety and Toxic Materials	State Water Pollution Control Revolving Fund Program: Loans: Outdoor Eating Areas: Water Reuse	Ratify Support

DRAFT

- Approved an easement for Wastewater Treatment Facility Recycling Plant No. 2, Easement No. DACW09-2-26-2271 for the RP-2 Lift Station as part of the RP-5 Offsite Facilities Project, No. EN19001.03 for a term of 50 years ending November 30, 2075, with an annual administrative fee of $3,500; and authorized the Acting General Manager to execute the easement, subject to non-substantive changes.

- Adopted a standardization finding pursuant to Public Contract Code 3400(c)(2) that, in order to match other products in use on a particular public improvement either completed or during completion; it is valid to use SSI Aeration, Inc. disc diffusers for secondary treatment for all Regional Water Recycling Plants: RP-1, RP-4, RP-5, and CCWRF; and authorized the standardization selection and single source procurement for future operations and maintenance and capital projects.

- Awarded a construction contract to Torres Sanitation Systems Construction for the Regional Sewer Systems Manhole Upgrades FY 2025/26, Project No. EN26055, in the amount of $188,750; and authorized the Acting General Manager to execute the contract, subject to non-substantive changes.

- Approved the third quarter budget amendment; and adopted Resolution No. 2026-4-1, approving and adopting the amended budget for Fiscal Year 2025/26.

President Elie noted that Item Nos. 9. Closed Session and Item Nos. 10. Other Action Item would be taken out of order.

-o-

9. CLOSED SESSION

The following individuals provided written public comments on Item No. 9A:
Peter Rogers, Council Member, city of Chino Hills
Acquanetta Warren, Mayor, city of Fontana
Bill Velto, Mayor, city of Upland

The following individuals provided oral public comments on Item No. 9A:
Randall Reed, President, Cucamonga Valley Water District (CVWD)
Ron Craig, city of Chino Hills
Acquanetta Warren, Mayor, city of Fontana

The Board recessed to Closed Session at 10:16 a.m.

A. PURSUANT TO GOVERNMENT CODE SECTION 54957 – PUBLIC EMPLOYMENT APPOINTMENT
General Manager

The meeting resumed at 11:21 a.m. and General Counsel Marty Cihigoyenetche stated that the Board discussed Item No. 9A with no reportable action.

10. OTHER ACTION ITEM

A. DISCUSSION AND POSSIBLE APPROVAL OF GENERAL MANAGER EMPLOYMENT CONTRACT
General Counsel Cihigoyenetche summarized the item and outlined the proposed Employment Agreement with Kevin Alexander for the position of General Manager.

DRAFT

President Elie and Director Camacho provided comments in support of Kevin Alexander.

MOVED BY PRESIDENT ELIE, SECONDED BY DIRECTOR CAMACHO, THE BOARD APPROVED AN EMPLOYMENT AGREEMENT WITH KEVIN ALEXANDER FOR THE POSITION OF GENERAL MANAGER FOR A TERM COMMENCING ON APRIL 16, 2026 AND CONTINUING UNTIL JUNE 30, 2029, BY THE FOLLOWING VOTE:

Ayes: Camacho, Elie, Hofer, Tule

Noes: Hall

Absent: None

-o-

2. ACTION ITEMS

A. AWARD CONSTRUCTION CONTRACT AND APPROVE ENGINEERING SERVICES DURING CONSTRUCTION CONTRACT AMENDMENT FOR MONTCLAIR FORCE MAIN IMPROVEMENTS PROJECT (ENG/OPS/WR)

Director Hofer announced his abstention on Item No. 2A due to a conflict with Ferreira Construction Co., Inc. and left the room during discussion of the item.

Associate Engineer Kristian Saenz provided the presentation.

MOVED BY DIRECTOR CAMACHO, SECONDED BY DIRECTOR TULE, THE BOARD AWARDED A CONSTRUCTION CONTRACT TO FERREIRA CONSTRUCTION CO., INC. DBA FERREIRA COASTAL CONSTRUCTION FOR THE MONTCLAIR FORCE MAIN IMPROVEMENTS PROJECT, NO. EN21045, IN THE AMOUNT OF $8,399,000; APPROVED AN ENGINEERING SERVICES DURING CONSTRUCTION CONTRACT AMENDMENT WITH STANTEC CONSULTING SERVICES, INC. FOR THE MONTCLAIR FORCE MAIN IMPROVEMENTS PROJECT, NO. EN21045, FOR THE NOT-TO-EXCEED AMOUNT OF $227,100; AND AUTHORIZED THE ACTING GENERAL MANAGER TO EXECUTE THE CONTRACT AND AMENDMENT, SUBJECT TO NON-SUBSTANTIVE CHANGES, BY THE FOLLOWING VOTE:

Ayes: Camacho, Elie, Hall, Tule

Noes: None

Absent: None

Abstain: Hofer

DRAFT

B. AWARD CONSTRUCTION CONTRACT AND APPROVE ENGINEERING SERVICES DURING CONSTRUCTION CONTRACT AMENDMENT FOR RP-1 PRIMARY CLARIFIERS PROJECT (ENG/OPS/WR)

Consultant Senior Engineer Omar Dandashi provided the presentation.

MOVED BY DIRECTOR TULE, SECONDED BY DIRECTOR CAMACHO, THE BOARD AWARDED A CONSTRUCTION CONTRACT TO GSE CONSTRUCTION COMPANY, INC. FOR THE RP-1 PRIMARY CLARIFIERS NO. 1 THROUGH NO. 10 REHABILITATION PROJECT, NO. EN24032, IN THE AMOUNT OF $14,463,363; APPROVED AN ENGINEERING SERVICES DURING CONSTRUCTION CONTRACT AMENDMENT WITH STANTEC CONSULTING SERVICES, INC. FOR THE RP-1 PRIMARY CLARIFIERS NO. 1 THROUGH NO. 10 REHABILITATION PROJECT, NO. EN24032, FOR A NOT-TO-EXCEED AMOUNT OF $292,302.31; AND AUTHORIZED THE ACTING GENERAL MANAGER TO EXECUTE THE CONTRACT AND AMENDMENT, SUBJECT TO NON-SUBSTANTIVE CHANGES, BY THE FOLLOWING VOTE:

Ayes: Camacho, Elie, Hall, Hofer, Tule

Noes: None

Absent: None

3. INFORMATION ITEM

A. ENGINEERING AND CONSTRUCTION MANAGEMENT PROJECT UPDATE

Manager of Engineering Jason Marseilles provided the presentation.

Director Tule requested an overview of all projects at RP-1, including the schedules, costs, and assigned project managers for each project.

4. RECEIVE AND FILE INFORMATION ITEMS

A. FEDERAL LEGISLATIVE REPORT FROM CARPI AND CLAY (COMMUNITY & LEG)

B. STATE LEGISLATIVE REPORT AND MATRIX FROM WEST COAST ADVISORS (COMMUNITY & LEG)

C. PUBLIC OUTREACH AND COMMUNICATION (COMMUNITY & LEG)

D. RP-1 SOLIDS THICKENING PROJECT UPDATE APRIL 2026 (ENG/OPS/WR)

E. RP-5 EXPANSION PROJECT UPDATE APRIL 2026 (ENG/OPS/WR)

F. TREASURER'S REPORT OF FINANCIAL AFFAIRS (FINANCE & ADMIN)

G. REGIONAL SEWAGE SERVICE CONTRACT AND ORDINANCE NO. 114 COMPLIANCE REVIEW UPDATE (AUDIT)

DRAFT

H. 2026 FACILITIES: REVIEW OF OUTSTANDING RECOMMENDATIONS (AUDIT)

I. 2026 ENGINEERING: REVIEW OF OUTSTANDING RECOMMENDATIONS (AUDIT)

J. 2026 PLANNING AND RESOURCES: REVIEW OF OUTSTANDING RECOMMENDATIONS (AUDIT)

K. INTERNAL AUDIT QUARTERLY STATUS REPORT FOR MARCH 2026 (AUDIT)

5. AGENCY REPRESENTATIVES' REPORTS

A. SANTA ANA WATERSHED PROJECT AUTHORITY REPORT

Director Camacho reported that at that April 7, 2026 Santa Ana Watershed Project Authority (SAWPA) Commission meeting, the Commission heard routine matters.

B. METROPOLITAN WATER DISTRICT OF SOUTHERN CALIFORNIA REPORT

Director Camacho reported that at the April 14, 2026 Metropolitan Water District of Southern California (MWD) Board Meeting, the Board unanimously approved a two-year budget, reducing projected overall rate increases. The budget includes a significant increase in funding for Capital Improvement Projects and funds for continued planning and design work on the Pure Water Southern California Program.

C. REGIONAL SEWERAGE PROGRAM POLICY COMMITTEE REPORT

Director Tule reported that at the April 2, 2026 Regional Sewerage Program Policy Committee Meeting, the Committee discussed Fiscal Year (FY) 2026/27 Regional Wastewater Program Proposed Budget Amendment and the Ten-Year Sewer Capital Forecast for FY 2026/27 through FY 2035/36.

D. CHINO BASIN WATERMASTER REPORT

President Elie reported that at the March 26, 2026 Chino Basin Watermaster (CBWM) Board Meeting, the Board approved the FY 2021/22 and FY 2022/23 revised draft corrected and amended Assessment Packages based on the Court of Appeal ruling on the dry year yield issue brought by the city of Ontario.

E. CHINO BASIN DESALTER AUTHORITY REPORT

Director Tule reported that at the April 2, 2026 Chino Basin Desalter Authority (CDA) Board Meeting, the Board approved Operations and Maintenance Capital expenditures.

F. INLAND EMPIRE REGIONAL COMPOSTING AUTHORITY REPORT

The next Inland Empire Regional Composting Authority Board meeting is scheduled for May 4, 2026.

8. GENERAL MANAGER'S REPORT

A. GENERAL MANAGER'S REPORT

Acting General Manager (GM) Kevin Alexander reported that on April 11, 2026, the city of Ontario had an emergency at a lift station on Inland Empire Boulevard, creating a risk of a sewer overflow. The City requested a temporary bypass to IEUA's Non-Reclaimable Wastewater System, the nearest available option. IEUA coordinated with the Los Angeles County Sanitation Districts to implement the bypass. Efforts are underway to safely and promptly restore flows to the city of Ontario's system.

Acting GM Alexander announced a two-day Earth Day Celebration, held in partnership with the city of Chino, at the Chino Creek Wetlands and Educational Park will be held on April 22, 2026 with Student Day. Approximately 1,000 students, educators, and chaperones are expected to attend and participate in hands-on activities, including educational exhibits, animal encounters, and an environmental show. Followed by Community Day, the evening of April 23, 2026 and will feature over 40 vendors providing environmental exhibits, touch-a-truck demonstrations, train rides, and plant giveaways.

DRAFT

9. BOARD OF DIRECTORS' REQUESTED FUTURE AGENDA ITEMS

Director Tule requested a comprehensive update on the RP-5 and RP-1 projects.

10. DIRECTORS' COMMENTS

Director Hofer inquired how far behind schedule the RP-5 projects are. Acting GM Alexander stated that the liquid stream is 719 days behind and the solids stream is 672 days behind schedule. He noted there is some potential to recover time, but both are likely to remain more than 600 days delayed.

Director Tule raised concerns about litter in the Chino Creek Wetlands and Educational Park addressing employee safety and inquiring about regular park security and monitoring.

Director Camacho stated that he attended the Rancho Cucamonga City Council Meeting on March 18, 2026, and the Central Arizona Project (CAP) Helicopter Tour on March 30, 2026.

Director Camacho and Director Tule congratulated newly appointed GM Alexander.

Vice President Hall stated that she attended the California Association of Sanitation Agencies (CASA) Washington D.C. Policy Forum on February 23 and 24, 2026; the Association of California Water Agencies (ACWA) Washington D.C. Conference from February 24 through February 26, 2026; the Senator Eloise Gomez-Reyes Community Swearing-in and State of the District on February 28, 2026; the Sustainable Water Investment Summit (SWIS) on March 5 and 6, 2026; the WateReuse 2026 Symposium from March 7 through March 11, 2026; and the Chino State of the City on April 14, 2026.

Vice President Hall acknowledged the importance of the General Manager recruitment and decision and expressed a commitment for mutual collaboration.

President Elie stated that he attended the Southern California Water Coalition (SCWC) Board Retreat on March 19, 2026; the Chino Hills City Council Meeting, where he recognized outgoing City Manager Ben Montgomery on March 24, 2026; the retirement dinner for Ben Montgomery on March 27, 2026; and the Chino State of the City on April 14, 2026.

President Elie highlighted IEUA's support during a water recovery effort in March in Chino, which was acknowledged by several attendees at the Chino State of the City event. After a request from the Chino Police Department, IEUA staff, led by Director of Operations and Maintenance Robert Delgado assisted multiple agencies by pumping water from a creek to aid in the search for a missing person believed to have been swept away by storm flows.

President Elie requested a list of IEUA staff who assisted the city of Chino during that event for future recognition.

ADJOURN

President Elie adjourned the meeting at 12:30 p.m.

_____

Michael Camacho, Secretary/Treasurer

APPROVED: MAY 13, 2026

DRAFT

Inland Empire Utilities Agency
A MUNICIPAL WATER DISTRICT

2B

Date: May 13, 2026

To: The Honorable Board of Directors **From:** Kevin Alexander, General Manager

Committee: No Committee Review

Staff Contact: Lisa Dye, Assistant General Manager

Subject: Approve Report on General Disbursements

Executive Summary:

Total disbursements for the month of March 2026 were $23,943,127.14. Disbursement activity included check payments of $73,583.76 to vendors and $4,093.74 for workers' compensation related costs. Electronic payments included the automated clearing house of $17,164,418.36 and wire transfers (excluding payroll) of $3,999,071.56. The total payroll was $2,690,289.63 for employees and $11,670.09 for the Board of Directors.

Staff's Recommendation:

Staff recommends that the Board approve the total disbursements for the month of March 2026 in the amount of $23,943,127.14.

Budget Impact *Budgeted (Y/N):* N *Amendment (Y/N):* N *Amount for Requested Approval*

Regional Sewerage *Technical Committee (Y/N):* N

Policy Committee (Y/N): N

Aligns with Strategic Goal:

Goal 3. Fiscal Responsibility: Responsibly manage public funds and safeguard IEUAs fiscal health to support short-term and long-term needs, while providing cost-effective services to our customers.

Environmental Determination:

Not Applicable

Attachments:

Attachment 1 - Background
Attachment 2 - PowerPoint
Attachment 3 - Report on General Disbursements

Background

Subject: Approve Report on General Disbursements

Table 1 summarizes the disbursements detailed in each of the six attachments affixed to this letter. Table 2 lists the disbursements in excess of an aggregated $500,000 per vendor and is presented in largest to smallest dollar value.

Table 1: Disbursement Details

Attachment	Payment Type	Amount
2A	Vendor Checks	$ 73,583.76
2B	Workers' Compensation Checks	$ 4,093.74
2C	Vendor Automated Clearing House	$ 17,164,418.36
2D	Vendor Wires (excludes Payroll)	$ 3,999,071.56
2E	Payroll - Net Pay - Directors	$ 11,670.09
2F	Payroll - Net Pay - Employees	$ 2,690,289.63
	Total Disbursements	**$ 23,943,127.14**

Table 2: Disbursements in Excess of $500,000 per Vendor

Vendor	Amount	Description
Public Employees Retirement System	$ 1,848,879.99	03/2026, 04/2026 Health Insurance; Payroll 04, 05, 06.
WM Lyles Construction Company	$ 1,670,847.30	Professional Services for: EN19001 - RP-5 Expansion to 30 mgd, EN19006 - RP-5 Biosolids Facility, EN22044 - RP-1 Thickening Building & Acid Phase Digester.
County Sanitation Districts of Los Angeles County	$ 1,661,000.00	FY 2025/26 3rd Quarter Wastewater Treatment Surcharge.
Ferreira Construction Company	$ 1,445,222.44	Professional Services for: EN19025 - Regional Force Main Improvements, EN23089.02 - Chino Avenue Trunk Critical Repairs, EN24059 - Chino Hills Trunk-014 Sewer Siphon CIPP, EN26044.01 - Valve Box Replacement on Marlay Ave.

Table 2: Disbursements in Excess of $500,000 per Vendor (continued)

Vendor	Amount	Description
Internal Revenue Service	$ 1,171,430.05	Payroll 05, 06; Director 03 Taxes.
JF Shea Construction Inc	$ 700,135.18	Professional Services for: EN25070.00 - Compliance for Wastewater Facilities, EN25070.01 - Advanced Water Purification Demo Facility.
Inland Empire Regional Composting Authority (IERCA)	$ 689,606.11	01/2026 - 02/2026 RP-1 Biosolids, 02/2026 RP-2 Biosolids.
Metropolitan Water District of Southern California	$ 626,503.10	January 2026 Water Purchases, February 2026 Water Purchase Credit.
Southern California Edison	$ 607,471.23	01/07/2026 - 03/17/2026 Electricity.
State Water Resources Control Board Accounting Office	$ 545,414.72	State Revolving Fund Loan Payment #17 C064900-110, State Revolving Fund Loan Payment #17 C064900-120, State Revolving Fund Loan Payment #17 C064900-130.
SCW Contracting Corporation	$ 540,893.56	Professional Services for: RW15003.06 - Wineville/Jurupa/Force Main Improvements.
Brown and Caldwell	$ 532,485.15	Professional Services for: PL19005.00 - Chino Basin Program.
Innovative Construction Solutions	$ 518,422.84	Professional Services for: EN11039 - RP-1 Disinfection Improvements Project, EN22031 - RP-1 Intermediate Pump Station Electrical.



Inland Empire Utilities Agency
A MUNICIPAL WATER DISTRICT

Approve Report on General Disbursements

Kimberly Snow
Controller

May 2026

2 Staff Recommendation

- Approve the total disbursements for the month of March 2026 in the amount of $23,943,127.14.

This item aligns with Strategic Goal(s): *3. Fiscal Responsibility*

Attachment 2A

Vendor Checks

Bank	JPMC	J.P. MORGAN CHASE BANK, N.A.	TAMPA FL 336100000
Bank Key	322271627		
Acct number	CHECK	520828586	

Check

Check number from to	Payment	Pmnt date	Crcy	Amount paid (FC)	Recipient/void reason code	Enca./void
240711	2200152575	03/04/2026	USD	6,845.43	HONEYBAKED HAM UPLAND	03/09/2026
240712	2200152574	03/04/2026	USD	250.19	PERS LONG TERM CARE PROGRAM PASADENA CA	03/10/2026
240713	2200152619	03/06/2026	USD	10,013.68	APGN INC BLAINVILLE QC	03/19/2026
240714	2200152620	03/06/2026	USD	686.78	FONTANA WATER COMPANY EL MONTE CA	03/09/2026
240715	2200152621	03/06/2026	USD	300.00	FRANCHISE TAX BOARD SACRAMENTO CA	
240716	2200152673	03/11/2026	USD	9,263.19	US BANCORP ASSET MANAGEMENT INHARRISBURG PA	03/17/2026
240717	2200152672	03/11/2026	USD	6,685.25	WM CORPORATE SERVICES INC LOS ANGELES CA	03/18/2026
240718	2200152789	03/18/2026	USD	116.37	AMERICAN BEEF PACKERS iNC CHINO CA	03/24/2026
240719	2200152788	03/18/2026	USD	17,449.81	FEDEX FREIGHT PASADENA CA	03/24/2026
240720	2200152915	03/25/2026	USD	5,537.06	APGN INC BLAINVILLE QC	04/09/2026
240721	2200152918	03/25/2026	USD	300.00	FRANCHISE TAX BOARD SACRAMENTO CA	
240722	2200152916	03/25/2026	USD	9,345.58	ONTARIO MUNICIPAL UTILITIES COONTARIO CA	03/27/2026
240723	2200152917	03/25/2026	USD	250.19	PERS LONG TERM CARE PROGRAM PASADENA CA	03/30/2026
240724	2200152914	03/25/2026	USD	6,540.23	TRANE U S INC CHICAGO IL	03/30/2026
* Payment method Check			USD	73,583.76		

Check number from to	Payment	Pmnt date	Crcy	Amount paid (FC)	Recipient/void reason code	Enca./void
**			USD	73,583.76		

Attachment 2B

Workers' Comp Checks

Bank	JPMC	J.P. MORGAN CHASE BANK, N.A.	TAMPA FL 336100000
Bank Key	322271627		
Acct number	WCOMP	520829832	

Checks created manually

Check number from to	Payment	Pmnt date	Crcy	Amount paid (FC)	Recipient/void reason code	Enca./void
101429	2200152668	03/09/2026	USD	770.98	SEDGWICK CLAIMS MANAGEMENT SVCMEMPHIS TN	03/09/2026
101430	2200152669	03/09/2026	USD	327.15	SEDGWICK CLAIMS MANAGEMENT SVCMEMPHIS TN	03/11/2026
101431	2200152670	03/09/2026	USD	319.00	SEDGWICK CLAIMS MANAGEMENT SVCMEMPHIS TN	03/09/2026
101432	2200152783	03/11/2026	USD	198.80	SEDGWICK CLAIMS MANAGEMENT SVCMEMPHIS TN	03/17/2026
101433	2200152784	03/11/2026	USD	17.50	SEDGWICK CLAIMS MANAGEMENT SVCMEMPHIS TN	03/16/2026
101434	2200152785	03/11/2026	USD	140.00	SEDGWICK CLAIMS MANAGEMENT SVCMEMPHIS TN	03/16/2026
101435	2200152786	03/11/2026	USD	41.00	SEDGWICK CLAIMS MANAGEMENT SVCMEMPHIS TN	03/12/2026
101436	2200152787	03/11/2026	USD	213.23	SEDGWICK CLAIMS MANAGEMENT SVCMEMPHIS TN	03/13/2026
101437	2200152912	03/18/2026	USD	350.00	SEDGWICK CLAIMS MANAGEMENT SVCMEMPHIS TN	03/23/2026
101438	2200152913	03/18/2026	USD	214.43	SEDGWICK CLAIMS MANAGEMENT SVCMEMPHIS TN	03/23/2026
101439	2200153206	03/25/2026	USD	82.00	SEDGWICK CLAIMS MANAGEMENT SVCMEMPHIS TN	03/26/2026
101440	2200153207	03/25/2026	USD	1,088.56	SEDGWICK CLAIMS MANAGEMENT SVCMEMPHIS TN	03/30/2026
101441	2200153208	03/25/2026	USD	320.44	SEDGWICK CLAIMS MANAGEMENT SVCMEMPHIS TN	03/30/2026
101442	2200153209	03/25/2026	USD	10.65	SEDGWICK CLAIMS MANAGEMENT SVCMEMPHIS TN	04/02/2026
* Payment method Checks created manually			USD	4,093.74		

Check number from to	Payment	Pmnt date	Crcy	Amount paid (FC)	Recipient/void reason code	Enca./void
**			USD	4,093.74		

Attachment 2C

Vendor ACHs

Check	Payee / Description			Amount
ACH	FISHER SCIENTIFIC			
	LABCHEM	6762067		69.39
	FISHER SCIENTIFIC		$	69.39
ACH	SANTA ANA WATERSHED			
	December 2025 NRW Truck Discharge	10841		25,470.12
	December 2025 Services	10847		90,793.50
	SANTA ANA WATERSHED		$	116,263.62
ACH	WAXIE SANITARY SUPPLY			
	ENMOTION, WIPES, KLENEX,CLEANER, PAPER T	83796052		2,638.70
	WAXIE SANITARY SUPPLY		$	2,638.70
ACH	PETE'S ROAD SERVICE			
	RP5-F550 TOWING Svcs	26-0899889-00		650.75
	PETE'S ROAD SERVICE		$	650.75
ACH	GUY L WARDEN & SONS			
	BURKERT-POLYBLEND SOLENOID VALVE 2"	0319549-IN		627.54
	GUY L WARDEN & SONS		$	627.54
ACH	APPLEONE EMPLOYMENT SERVICES			
	Bozzo, A & Garcia, M W/E 2/14/26	01-7249624		4,486.88
	APPLEONE EMPLOYMENT SERVICES		$	4,486.88
ACH	TELEDYNE INSTRUMENTS INC			
	Pump Tubing	S020756623		2,643.71
	TELEDYNE INSTRUMENTS INC		$	2,643.71
ACH	CINTAS CORPORATION NO 2			
	RP2-2/23 First Aid & Safety Supplies	5320009004		41.76
	CINTAS CORPORATION NO 2		$	41.76
ACH	WESTERN WATER WORKS SUPPLY CO			
	CAMLOCK GASKET	1170643-00		42.20
	WESTERN WATER WORKS SUPPLY CO		$	42.20
ACH	INLAND EMPIRE REGIONAL			
	RP1-1/26 Biosolids	90041694		256,227.04
	INLAND EMPIRE REGIONAL		$	256,227.04
ACH	ROBERT HALF MANAGEMENT RESOURC			
	Rapisora,Krishna Ma T 02/20/2026	65935611		3,600.00
	Barrett,Karen S 02/20/2026	65942657		1,750.80
	Kasfy,Rula 02/20/2026	65942771		993.14
	ROBERT HALF MANAGEMENT RESOURC		$	6,343.94

Check	Payee / Description			Amount
ACH	STANTEC CONSULTING INC			
	EN24057 11/1/-12/31/25 Prof Svcs	2516465		4,151.50
	STANTEC CONSULTING INC		$	4,151.50
ACH	IDS GROUP INC			
	EN23003 6/1/25-2/1/26 Prof. Svcs	23X021.00-14		5,093.50
	IDS GROUP INC		$	5,093.50
ACH	CINTAS CORPORATION NO 3			
	RP4-2/24 MAT/SCRAPER/FRESHNER SVCS	4260698904		247.11
	RP1-2/23 Towel/Mat/Scraper Svcs	4260520608		812.00
	RP1-2/20 Uniform Svcs	9360545775		123.11
	CINTAS CORPORATION NO 3		$	1,182.22
ACH	COOPERATIVE PERSONNEL SERVICES			
	FY26 Coaching Svcs	0019419		975.00
	COOPERATIVE PERSONNEL SERVICES		$	975.00
ACH	BIG SKY ELECTRIC INC			
	EN23034 Retention Release	EN23034 RET R		2,186.05
	BIG SKY ELECTRIC INC		$	2,186.05
ACH	THE PRINTERY INC			
	100 IEUA Capacity Folder, New Art Suppli	146774		2,485.62
	THE PRINTERY INC		$	2,485.62
ACH	CAPO PROJECTS GROUP LLC			
	EN23000.00 1/26 Prof Svcs	11350		334.00
	CAPO PROJECTS GROUP LLC		$	334.00
ACH	INNOVATIVE CONSTRUCTION SOLUTI			
	EN11039 Retention Release	EN11039 RET R		490,302.84
	INNOVATIVE CONSTRUCTION SOLUTI		$	490,302.84
ACH	DIVERSIFIED THERMAL SERVICES I			
	EN26053.01-1/26 Pay Est 1	PE 1-EN26053.		37,745.40
	DIVERSIFIED THERMAL SERVICES I		$	37,745.40
ACH	HANSON BRIDGETT LLP			
	1/26 Legal Svcs	1548926		15,295.50
	HANSON BRIDGETT LLP		$	15,295.50
ACH	AMERICAN HERITAGE LIFE INSURAN			
	Feb 2026 Cafeteria Plan	PR 3 & 4 2/26		127.52
	AMERICAN HERITAGE LIFE INSURAN		$	127.52
ACH	FISHER SCIENTIFIC			
	INUVION SYSTEM RFIC	5423144		61,402.75

Check	Payee / Description			Amount
	BEAKER LOW FORM 500ML	6857248		143.49
	PROCARE LAB 11 AP	6824450		305.87
	HYDRION REFILLS	6762068		146.99
	CLCM CARB CHELMETRC STD	6733555		227.84
	LAS STANDARD	6702571		100.91
	FISHER SCIENTIFIC		$	62,327.85
ACH	JCI JONES CHEMICALS INC			
	RP1-4,833 Gal HYPOCHLORITE SOLUTION	989868		8,585.82
	RP1-4,687 Gal HYPOCHLORITE SOLUTION	990074		8,326.46
	RP4-4,867 Gal HYPOCHLORITE SOLUTION	990086		8,646.23
	CCWRF-3,940 Gal HYPOCHLORITE SOLUTION	990155		6,999.41
	RP5-4,746 Gal HYPOCHLORITE SOLUTION	990156		8,431.27
	RP5-4,655 Gal HYPOCHLORITE SOLUTION	990503		8,269.61
	RP1-4,790 Gal HYPOCHLORITE SOLUTION	990478		8,509.44
	RP4-4,691 Gal HYPOCHLORITE SOLUTION	990486		8,333.56
	CCWRF-4,012 Gal HYPOCHLORITE SOLUTION	990413		7,127.32
	RP1-4,706 Gal HYPOCHLORITE SOLUTION	990252		8,360.21
	RP1-4,718 Gal HYPOCHLORITE SOLUTION	990587		8,381.53
	RP1-4,901 Gal HYPOCHLORITE SOLUTION	990658		8,706.63
	RP5-4,798 Gal HYPOCHLORITE SOLUTION	990657		8,523.65
	CCWRF-4,075 Gal HYPOCHLORITE SOLUTION	989984		7,239.24
	RP1-4,881 Gal HYPOCHLORITE SOLUTION	989975		8,671.10
	RP5-4,846 Gal HYPOCHLORITE SOLUTION	989985		8,608.92
	JCI JONES CHEMICALS INC		$	131,720.40
ACH	UNIVAR SOLUTIONS USA INC			
	RP1- 12,425 DLB SOD BISULFITE 25% BULK	53709074		8,938.31
	RP1- 11,490 DLB SOD BISULFITE 25% BULK	53706493		8,265.70
	RP1- 12,225 DLB SOD BISULFITE 25% BULK	53689210		8,794.44
	RP5- 11,970 DLB SOD BISULFITE 25% BULK	53685965		8,611.00
	RP1- 11,525 DLB SOD BISULFITE 25% BULK	53680929		8,290.87
	RP1- 11,140 DLB SOD BISULFITE 25% BULK	53671929		8,013.91
	RP5- 12,310 DLB SOD BISULFITE 25% BULK	53710996		8,855.59
	UNIVAR SOLUTIONS USA INC		$	59,769.82
ACH	GRAINGER INC			
	ABRASIVE UTILITY ROLL	9811662171		394.81
	GRAINGER INC		$	394.81
ACH	APPLEONE EMPLOYMENT SERVICES			
	Bozzo Arleen, Garcia Melanie W/E 2/21/26	01-7253759		4,477.16
	APPLEONE EMPLOYMENT SERVICES		$	4,477.16
ACH	POLYDYNE INC			
	RP1-15,600 Lbs FLOSPERSE 30 S	2004442		22,258.07
	RP1-15,600 Lbs FLOSPERSE 30 S	2004977		22,258.08
	POLYDYNE INC		$	44,516.15
ACH	TOM DODSON & ASSOCIATES			
	1/5-1/30/26 CEQA Support	IE-353-26-2		13,050.00
	TOM DODSON & ASSOCIATES		$	13,050.00

Check	Payee / Description			Amount
ACH	PROJECT PARTNERS INC			
	46-2852 11/29-12/26 Prof Svcs	28447		8,528.00
	PROJECT PARTNERS INC		$	8,528.00
ACH	CINTAS CORPORATION NO 2			
	Lab-2/23 First Aid & Safety Supplies	5320009003		41.76
	CINTAS CORPORATION NO 2		$	41.76
ACH	W A RASIC CONSTRUCTION CO INC			
	EN22022-01/26 Pay Est 2	PE 2-EN22022		78,985.41
	W A RASIC CONSTRUCTION CO INC		$	78,985.41
ACH	W M LYLES COMPANY			
	EN19001-1/26 Pay Est 63	PE 63-EN19001		230,735.48
	EN19006-1/26 Pay Est 63	PE 63-EN19006		131,605.12
	W M LYLES COMPANY		$	362,340.60
ACH	INSIDE PLANTS INC			
	HQ/Lab/HR 2/26 Plant Maintenance	109230		847.00
	INSIDE PLANTS INC		$	847.00
ACH	NATIONAL CONSTRUCTION RENTALS			
	2/13 -3/12/26 EL Prado - Weekly service	8115583		1,693.75
	NATIONAL CONSTRUCTION RENTALS		$	1,693.75
ACH	SCW CONTRACTING CORPORATION			
	RW15003.06-12/25 Pay Est 1	PE 1-RW15003.		181,216.06
	SCW CONTRACTING CORPORATION		$	181,216.06
ACH	THE ESCAL INSTITUTE OF ADVANCE			
	FV Long Courses-SANS ICS Training	US-INV-276196		38,025.00
	THE ESCAL INSTITUTE OF ADVANCE		$	38,025.00
ACH	GK & ASSOCIATES			
	46-2849-1/31/26 Prof Svcs	26-001		30,692.00
	46-2849-11/25 Prof Svcs	25-090		29,464.00
	GK & ASSOCIATES		$	60,156.00
ACH	JB'S POOLS & PONDS INC			
	2/26 Pond Maint Svcs	2666760200		1,400.00
	JB'S POOLS & PONDS INC		$	1,400.00
ACH	ALTA FOODCRAFT			
	HQA-Coffee	12609027		25.00
	RP1-Coffee	12610108		611.10
	RP1-Coffee	12609150		25.00
	ALTA FOODCRAFT		$	661.10

Check	Payee / Description			Amount
ACH	CALIFORNIA WATER TECHNOLOGIES			
	RP1-42,220 Lbs Ferric Chloride Solution	50093		11,956.07
	PhilLS- 45,020 Lbs Ferric Chloride Solut	50014		12,657.92
	RP2-44,040 Lbs Ferric Chloride Solution	50041		12,471.47
	RP1-41,980 Lbs Ferric Chloride Solution	50029		11,888.11
	PhilLS- 44,480 Lbs Ferric Chloride Solut	50046		12,566.08
	PhilLS- 44,700 Lbs Ferric Chloride Solut	50063		12,537.81
	RP1-42,060 Lbs Ferric Chloride Solution	50060		11,797.33
	PhilLS- 43,820 Lbs Ferric Chloride Solut	50078		12,261.44
	RP1-42,240 Lbs Ferric Chloride Solution	50088		11,819.33
	CALIFORNIA WATER TECHNOLOGIES		$	109,955.56
ACH	FRESNO FIRST BANK			
	EN18006-1/26 Pay Est 45	PE 45-EN18006		302.15
	FRESNO FIRST BANK		$	302.15
ACH	TECHNICAL SYSTEMS INC			
	EN22031 1/26 Prof Svcs	T25-004F-003		890.00
	TECHNICAL SYSTEMS INC		$	890.00
ACH	WEST COAST ADVISORS			
	2/26 Legislative Consulting Fee	14510		10,000.00
	WEST COAST ADVISORS		$	10,000.00
ACH	PACIFIC COURIERS INC			
	HQA-2/28 Board Packages	26-02-2007		2,932.25
	1/26 Courier Service Daily Routes	26-01-2007		3,059.75
	PACIFIC COURIERS INC		$	5,992.00
ACH	CAPO PROJECTS GROUP LLC			
	EN22031.00 1/26 Prof Svcs	11351		167.00
	CAPO PROJECTS GROUP LLC		$	167.00
ACH	STAPLES INC			
	EN19001-CORRECTION TAPE,USB,PAPER PLATES	6055825502		46.72
	STAPLES INC		$	46.72
ACH	LIBERTY LANDSCAPING INC			
	2/26 All Location Monthly Maintenance	142204		20,107.00
	RP3 Tree Care 02/26	142176		4,430.00
	LIBERTY LANDSCAPING INC		$	24,537.00
ACH	ON CALL MECHANICAL SERVICES IN			
	VIN# 191924-2/9 Installed suction hose	7928		1,184.37
	ON CALL MECHANICAL SERVICES IN		$	1,184.37
ACH	CARPI & CLAY INC			
	1/26 FED GOVT ADVOCACY SVCS	26-01-IEU		8,000.00

Check	Payee / Description			Amount
	CARPI & CLAY INC		$	8,000.00
ACH	BLUEYEQ LLC			
	EN25064-IEUA Remote Vibration Monitoring	I-260216-01		133,747.77
	BLUEYEQ LLC		$	133,747.77
ACH	WWEX FRANCHISE HOLDINGS LLC			
	W/E 2/25/26 Shipment Charges	260222W082866		149.84
	W/E 3/4/26 Shipment Charges	260301W075095		111.75
	W/E 2/18/26 Shipment Charges	260211W016026		449.16
	WWEX FRANCHISE HOLDINGS LLC		$	710.75
ACH	JACOBS ENGINEERING GROUP INC			
	W9Y41101 12/27-01/30/26 Prof Svcs	W9Y41101-03		9,900.80
	46-3420 12/27-01/30 Prof. Svcs	W9Y41100-30		443,312.65
	JACOBS ENGINEERING GROUP INC		$	453,213.45
ACH	NOVA LANDSCAPE GROUP INC			
	2/26 Landscaping Mnt-All Locations	8956		5,250.00
	NOVA LANDSCAPE GROUP INC		$	5,250.00
ACH	WEST PUBLISHING CORPORATION			
	2/26 Online Software Subscription Charge	853326711		1,513.60
	1/26 Online Software Subscription Charge	853203693		1,513.60
	WEST PUBLISHING CORPORATION		$	3,027.20
ACH	PSST ACQUISITION LLC			
	2026 1094C & 1095C Reporting	15244A		5,422.75
	PSST ACQUISITION LLC		$	5,422.75
ACH	SO CALIF EDISON			
	RP2MntLnchRm-2/1-2/28 16400 El Prado Rd	8000703247 2/		263.84
	930RsvrPrjct-1/23-2/23 2950 Galloping Hi	8001775817 2/		98.71
	SnSvnRW-1/26-2/24 6000 Cherry Ave	8000141055 2/		58.61
	1630WPmpStn-1/28-2/26 1530 6th St	8004881955 2/		7,362.36
	CCWRP/TP-1/28-2/26 14950 Telephone Ave	8003543714 2/		96.70
	8thStBsn-1/28-2/26 1180 8th St	8000035339 2/		73.34
	TrnrBsnRW-1/29-3/1 1063 Turner Ave	8004601423 2/		23.10
	Trnr3&4-1/29-3/1 916 Archibald Ave	8001265279 2/		82.98
	RP1StLts-2/1-2/28 34 Phila	8000340637 2/		28.72
	PrdDchlStn-1/30-3/2 34 Johnson-Pine S/O	8000932049 2/		842.64
	SO CALIF EDISON		$	8,931.00
ACH	SO CALIF GAS			
	TP5-1/28-2/27 6075 Kimball Ave	11077650478 0		28.87
	Lab-1/29-3/2 2450 Phila St	07255941689 0		15.78
	HQA/B-1/28-2/27 6075 Kimball Ave	06245951709 0		190.73
	RP1Cmplx-1/29-3/2 2450 Phila St	14392309002 0		749.25
	RP5-1/28-2/27 6075 Kimball Ave	07718506376 0		6,248.09
	SO CALIF GAS		$	7,232.72

Check	Payee / Description			Amount
ACH	FRONTIER COMMUNICATIONS HOLDIN			
	CCWRF-2/18-3/17 Data Svc	9096063727 3/		130.48
	IS-2/19-3/18 FIOS	3231682487 3/		841.46
	BrksBsn-EM9-2/22-3/21 042-6764 Orcd-GWR	2090426764 3/		175.85
	FRONTIER COMMUNICATIONS HOLDIN		$	1,147.79
ACH	IEUA EMPLOYEES' ASSOCIATION			
	P/R 5 3/6/26 Employee Ded	HR	0152100	135.00
	IEUA EMPLOYEES' ASSOCIATION		$	135.00
ACH	IEUA SUPERVISORS UNION ASSOCIA			
	P/R 5 3/6/26 Employee Ded	HR	0152100	360.00
	IEUA SUPERVISORS UNION ASSOCIA		$	360.00
ACH	IEUA GENERAL EMPLOYEES ASSOCIA			
	P/R 5 3/6/26 Employee Ded	HR	0152100	1,249.10
	IEUA GENERAL EMPLOYEES ASSOCIA		$	1,249.10
ACH	INLAND EMPIRE UNITED WAY			
	P/R 5 3/6/26 Employee Ded	HR	0152100	11.00
	INLAND EMPIRE UNITED WAY		$	11.00
ACH	IEUA PROFESSIONAL EMPLOYEES AS			
	P/R 5 3/6/26 Employee Ded	HR	0152100	756.00
	IEUA PROFESSIONAL EMPLOYEES AS		$	756.00
ACH	WEX HEALTH INC			
	P/R 5 3/6/26 Cafeteria Plan	HR	0152100	8,577.11
	WEX HEALTH INC		$	8,577.11
ACH	CITY EMPLOYEES ASSOCIATES			
	P/R 5 3/6/26 Employee Ded	HR	0152100	600.00
	CITY EMPLOYEES ASSOCIATES		$	600.00
ACH	BROWN AND CALDWELL			
	PL19005-11/21/25-1/22/26 Prof Svcs	12593366		532,485.15
	BROWN AND CALDWELL		$	532,485.15
ACH	FISHER SCIENTIFIC			
	TEST STRIP PH	6888752		108.05
	FISHER SCIENTIFIC		$	108.05
ACH	HARRINGTON INDUSTRIAL PLASTICS			
	Tubings	012O1733		628.42
	Credit-Inv#012O1733-Valves	012O2041CM		226.75-
	Ball Valves	012O2386		494.00
	PRIMER, TUBE ASSY	012O2146		2,344.35
	HARRINGTON INDUSTRIAL PLASTICS		$	3,240.02

Check	Payee / Description			Amount
ACH	ROYAL INDUSTRIAL SOLUTIONS			
	APC SMT1500C	6441-1174729		3,432.15
	FSE-ROCKWELL BLOCK OF TIME	6441-1174841		45,942.00
	ROYAL INDUSTRIAL SOLUTIONS		$	49,374.15
ACH	AIRGAS USA LLC			
	RP1 02/1-02/28/26 Cylinder Rental	5523222273		67.48
	AIRGAS USA LLC		$	67.48
ACH	APPLEONE EMPLOYMENT SERVICES			
	Bozzo, A & Garcia, M W/E 2/28/26	01-7257349		4,197.99
	APPLEONE EMPLOYMENT SERVICES		$	4,197.99
ACH	CDM SMITH INC			
	EN17006-1/18-2/14/26 Prof Svcs	90257224		3,769.50
	CDM SMITH INC		$	3,769.50
ACH	MARK IV COMMUNICATIONS INC			
	Fiber Optic Calbing Between HQ-A and HQ-	27401		11,832.34
	MARK IV COMMUNICATIONS INC		$	11,832.34
ACH	GOVCONNECTION INC			
	Catalyst Network SMARTNET	77329898		35,455.97
	HPE ANW AP-755 US 5PK CAMPUS	77289250		9,498.96
	1 YEAR HW, FC PREMIUM & UTP BD	77325611		4,846.77
	Catalyst 9300L/SNTC NBD 8X5/Cisco DNA	77348663		15,666.37
	GOVCONNECTION INC		$	65,468.07
ACH	U S HOSE			
	1" SUCTION HOSE	0181835-1N		270.79
	U S HOSE		$	270.79
ACH	PROJECT PARTNERS INC			
	46-2852 12/27/25-1/30/25 Prof Svcs	28509		12,792.00
	46-2852 12/29- 2/27 Prof Svcs	28512		18,590.00
	PROJECT PARTNERS INC		$	31,382.00
ACH	BUTIER ENGINEERING INC			
	46-2847-1/26 Prof Svcs	IEUA 043		36,812.48
	46-2847-1/26 Prof Svcs	IEUA A004		40,538.88
	BUTIER ENGINEERING INC		$	77,351.36
ACH	CASC ENGINEERING AND CONSULTIN			
	46-3687 1/26 Prof Svcs	0054717		4,500.00
	CASC ENGINEERING AND CONSULTIN		$	4,500.00
ACH	ROBERT HALF MANAGEMENT RESOURC			
	Rapisora,Krishna Ma T 03/06/2026	65983480		3,840.00

Check	Payee / Description			Amount
	Mosley, Jocelyn W/E 2/27/2026	65969314		5,200.00
	Rapisora, Krishna Ma T W/E 2/27/2026	65969311		4,560.00
	Mosley,Jocelyn 02/20/2026	65945180		3,900.00
	Hernandez, Sal W/E 2/27/2026	65969312		5,200.00
	Hernandez,Sal 02/20/2026	65945187		3,900.00
	ROBERT HALF MANAGEMENT RESOURC		$	26,600.00
ACH	SHI INTERNATIONAL CORP			
	Centrifuge Configuration Setup Svcs	B20785715		7,403.90
	SHI INTERNATIONAL CORP		$	7,403.90
ACH	GEI CONSULTANTS INC			
	PL19005- 12/27/25-1/30/26 Prof Svcs	3195567		34,125.94
	GEI CONSULTANTS INC		$	34,125.94
ACH	BRAX COMPANY INC			
	SULZER/ABS AS 0630 S16/4D PUMP	62567		5,658.22
	BRAX COMPANY INC		$	5,658.22
ACH	CORRPRO COMPANIES INC			
	RP-1 Review and Analysis, GIS data colle	820706		10,178.98
	CORRPRO COMPANIES INC		$	10,178.98
ACH	YORK RISK SERVICES GROUP INC			
	04/01/2026 - 06/30/2026 Workers Comp	400000285862		7,034.75
	YORK RISK SERVICES GROUP INC		$	7,034.75
ACH	EUROFINS EATON ANALYTICAL LLC			
	2/23/26 ELLE SOP Anaylsis	3800117082		225.00
	2/23/26 ELLE SOP Anaylsis	3800117083		225.00
	EUROFINS EATON ANALYTICAL LLC		$	450.00
ACH	ELECTRO-CHEMICAL DEVICES INC			
	RP-1 ELECTRODE PH GEN PURPOSE	80743		5,655.97
	ELECTRO-CHEMICAL DEVICES INC		$	5,655.97
ACH	EPI-USE LABS LLC			
	12/25-12/26 Pay Recon Annual Maint Fee	INV_US10871		2,688.19
	EPI-USE LABS LLC		$	2,688.19
ACH	EPI-USE AMERICA INC			
	46-3405 12/25 SAP AMS Support	263931128		635.00
	EPI-USE AMERICA INC		$	635.00
ACH	AUTOZONE PARTS INC			
	NITRILE GLOVES - Small, Med, Lrg	05618934098		7,391.30
	AUTOZONE PARTS INC		$	7,391.30

Check	Payee / Description		Amount
ACH	CALIFORNIA WATER TECHNOLOGIES		
	RP5-45,040 Lbs Ferric Chloride Solution	50100	12,754.66
	CALIFORNIA WATER TECHNOLOGIES $		12,754.66
ACH	D & H WATER SYSTEMS INC		
	HOSE/ROLLER ASSEMBLY/GREASE	I2026-0331	2,225.94
	D & H WATER SYSTEMS INC $		2,225.94
ACH	V3IT CONSULTING INC		
	2/26 Onshore ad-hoc hours	V3IT2026IEUA0	1,569.50
	SAP Basis Support for February 2026	V3IT2026IEUA0	6,184.00
	V3IT CONSULTING INC $		7,753.50
ACH	TECHNICAL SYSTEMS INC		
	EN17006-11/1-1/31/26 Prof Svcs	8172-014	2,445.00
	EN22031-1/26 Prof Svcs	T25-004B-011	1,350.00
	TECHNICAL SYSTEMS INC $		3,795.00
ACH	PACIFIC COURIERS INC		
	1/26 Courier Service Daily Routes	26-01-2006	4,421.30
	1/26 Courier Service Daily Routes	26-01-2008	8,730.55
	1/26 Courier Service Daily Routes	26-02-2008	8,730.55
	2/28 Courier Service Daily Routes	26-02-2006	5,346.90
	PACIFIC COURIERS INC $		27,229.30
ACH	WALLACE & ASSOCIATES CONSULTIN		
	46-2853 1/26 Prof. Svcs	38053	72,010.00
	WALLACE & ASSOCIATES CONSULTIN $		72,010.00
ACH	MICHAEL BAKER INTERNATIONAL IN		
	EN24023 1/26 Prof Svcs	1277991	45,876.35
	EN24059.00 1/26-2/21/26 Prof Svcs	1277604	285.00
	MICHAEL BAKER INTERNATIONAL IN $		46,161.35
ACH	MEANS CONSULTING LLC		
	PL19005.00-2/26 Prof Svcs	IE-5691	7,096.20
	MEANS CONSULTING LLC $		7,096.20
ACH	CAPO PROJECTS GROUP LLC		
	EN17006.00 1/26 Prof Svcs	11348	1,670.00
	CAPO PROJECTS GROUP LLC $		1,670.00
ACH	ADAM'S FALCONRY SERVICE LLC		
	2/18- 2/27/26 Bird Control Svcs	20206	1,300.00
	ADAM'S FALCONRY SERVICE LLC $		1,300.00
ACH	DOPUDJA & WELLS CONSULTING INC		
	Water & RW Rate Study Support	2559	962.50
	Executive and Senior Management Advisory	2558	5,582.50

Check	Payee / Description			Amount
				- - - - - - -
	DOPUDJA & WELLS CONSULTING INC		$	6,545.00
ACH	JAMES T MCCARRON			
	2/12-2/26/26 Individual Coaching	2669		1,050.00
				- - - - - - -
	JAMES T MCCARRON		$	1,050.00
ACH	CARPI & CLAY INC			
	2/26 FED GOVT ADVOCACY SVCS	26-02-IEU		8,000.00
				- - - - - - -
	CARPI & CLAY INC		$	8,000.00
ACH	GENOVEVA L ARELLANO			
	46-3472 2/26 Prof Svcs	23662		1,045.23
				- - - - - - -
	GENOVEVA L ARELLANO		$	1,045.23
ACH	HD SUPPLY INC			
	CorePRO 15' Sampler 3 Sections	INV00962969		649.64
				- - - - - - -
	HD SUPPLY INC		$	649.64
ACH	CONTINUANT INC			
	3/26 Teams Phone Svcs	9853		3,172.20
				- - - - - - -
	CONTINUANT INC		$	3,172.20
ACH	SOLENIS LLC			
	RP1-6,879 Lbs Zetag Polymers	9900210685		11,997.14
	RP1-22,930 Lbs/9,172 Lbs Zetag Polymers	135351356		55,581.68
	RP1-22,930 Lbs/9,172 Lbs Zetag Polymers	135378197		55,581.68
				- - - - - - -
	SOLENIS LLC		$	123,160.50
ACH	DYCOM INDUSTRIES INC			
	1/26 Dig Alert Svcs	348435		13,217.76
				- - - - - - -
	DYCOM INDUSTRIES INC		$	13,217.76
ACH	BAKER TILLY US LLP			
	IEUA-2/26 Financial Statement Audit Svcs	BT3498913		26,741.00
				- - - - - - -
	BAKER TILLY US LLP		$	26,741.00
ACH	RUTH VILLALOBOS & ASSOCIATES			
	RW15003.03 1/26-2/2/26 Prof Svcs	1905		914.50
				- - - - - - -
	RUTH VILLALOBOS & ASSOCIATES		$	914.50
ACH	GAFCON PM-CM LLC			
	EN25022.01-1/26 Prof Svcs	53386		19.60
	EN25070-2/26 Prof Svcs	53384		264.60
	EN23089.02 & EN24059-1/26 Prof Svcs	53381		512.30
				- - - - - - -
	GAFCON PM-CM LLC		$	796.50
ACH	AQUATIC TESTING LABORATORIES I			
	RP-1 2/26 Ceriodaphnia Chronic & Reprodu	260106		2,150.00

Check	Payee / Description			Amount
				- - - - - - -
	AQUATIC TESTING LABORATORIES I		$	2,150.00
ACH	SO CALIF EDISON			
	RP2MntLnchRm-2/1-2/28 16400 El Prado Rd	8005078295 2/		21,313.65
	RP2MntLnchRm-1/29-3/1 16400 El Prado Rd	8019716932 2/		844.54
				- - - - - - -
	SO CALIF EDISON		$	22,158.19
ACH	BENEFIT COORDINATORS CORPORATI			
	2/26 LTD, Agency Pd Life, Employee Pd Li	18364		22,484.62
				- - - - - - -
	BENEFIT COORDINATORS CORPORATI		$	22,484.62
ACH	WESTERN DENTAL PLAN			
	3/26 Agency Dental Plan	363574-363579		1,531.89
				- - - - - - -
	WESTERN DENTAL PLAN		$	1,531.89
ACH	WEX HEALTH INC			
	February 2026 Admin Fees	0002324253-IN		380.00
				- - - - - - -
	WEX HEALTH INC		$	380.00
ACH	KING, JUSTIN			
	MlgReim-Retrun to RP-5 f/low low inf. cl	MLG 2/18		77.72
				- - - - - - -
	KING, JUSTIN		$	77.72
ACH	CAMACHO, MICHAEL			
	MlgReim-1/26 Committee/Board Meetings/MW	MLG 1/06-1/27		401.94
				- - - - - - -
	CAMACHO, MICHAEL		$	401.94
ACH	ELIE, STEVE			
	MlgReim-1/22-2/05 Agency Business	MLG 01/22-2/0		193.87
				- - - - - - -
	ELIE, STEVE		$	193.87
ACH	BALL, NOAH			
	3/9/25 Water Reuse Conference	MLG 3/09		47.78
				- - - - - - -
	BALL, NOAH		$	47.78
ACH	HALL, JASMIN			
	2/02-03/03 Board Meetings	MLG 2/2-2/28,		105.56
	1/20-01/26 Board Meetings	MLG 1/20-1/26		132.75
				- - - - - - -
	HALL, JASMIN		$	238.31
ACH	TULE, MARCO			
	Mileage for Feb 2026 Various Destinati	MLG 2/2026		100.05
				- - - - - - -
	TULE, MARCO		$	100.05
ACH	QIAN, MENG			
	MlgReim-IEUA Process Room Visit: Intros/	MLG 2/19/26		46.11
				- - - - - - -
	QIAN, MENG		$	46.11

Check	Payee / Description			Amount
ACH	LAM, RAYMOND			
	MlgReim- 02/18 Career Fair	MLG 2/18/26		16.75
	LAM, RAYMOND		$	16.75
ACH	ISTANDAR, ARIJANTO			
	1/26/26 SAWPA Basin Monitoring Program	MLG 1/26/26		46.84
	ISTANDAR, ARIJANTO		$	46.84
ACH	FISHER SCIENTIFIC			
	SYR PTFE TIP PLUNGER	7015737		241.88
	FLSK VOL WM, RAINBOW PK, HYDROCHL ACID,	6982227		787.58
	FISHER SCIENTIFIC		$	1,029.46
ACH	HARRINGTON INDUSTRIAL PLASTICS			
	TUBE ASSEMBLY 1/2" NPT	012O2172		417.52
	HARRINGTON INDUSTRIAL PLASTICS		$	417.52
ACH	JCI JONES CHEMICALS INC			
	RP1-4,811 Gal HYPOCHLORITE SOLUTION	991203		8,546.74
	CCWRF-3,947 Gal HYPOCHLORITE SOLUTION	990767		7,011.85
	RP4-4,745 Gal HYPOCHLORITE SOLUTION	990768		8,429.49
	RP1-4,885 Gal HYPOCHLORITE SOLUTION	990874		8,678.20
	RP1-4,897 Gal HYPOCHLORITE SOLUTION	991095		8,699.52
	CCWRF-4,812 Gal HYPOCHLORITE SOLUTION	990980		8,548.52
	RP4-4,780 Gal HYPOCHLORITE SOLUTION	991004		8,491.67
	RP2-2,000 Gal HYPOCHLORITE SOLUTION	990989		3,553.00
	RP1-4,857 Gal HYPOCHLORITE SOLUTION	990983		8,628.46
	RP5-2,802 Gal HYPOCHLORITE SOLUTION	990981		5,077.75
	CCWRF-4,752 Gal HYPOCHLORITE SOLUTION	991190		8,441.93
	RP5-4,786 Gal HYPOCHLORITE SOLUTION	991191		8,502.33
	JCI JONES CHEMICALS INC		$	92,609.46
ACH	SANTA ANA WATERSHED			
	January 2026 Services	10863		90,138.19
	January 2026 NRW Truck Discharge	10857		21,122.20
	SANTA ANA WATERSHED		$	111,260.39
ACH	WAXIE SANITARY SUPPLY			
	CLOROX BLEACH LIQUID	83819687		2,159.51
	SIPPER DOME LID WHITE	83746600		114.69
	WAXIE SANITARY SUPPLY		$	2,274.20
ACH	AIRGAS USA LLC			
	RP1Cmplx-2/26 Cylinder Rentals	5523222013		36.96
	CCWRF-2/26 Cylinders Rentals	5523222082		24.64
	CBM-2/28 Cylinder Rentals	5523222182		36.96
	AIRGAS USA LLC		$	98.56
ACH	MOTION INDUSTRIES INC			
		CA18-00841574		104.02

Check	Payee / Description			Amount
				- - - - - - - -
	MOTION INDUSTRIES INC		$	104.02
ACH	LIEBERT CASSIDY WHITMORE			
	1/31/26 Legal Svcs	316068		3,318.00
	1/31/26 Legal Svcs	316069		2,657.00
				- - - - - - - -
	LIEBERT CASSIDY WHITMORE		$	5,975.00
ACH	CINTAS CORPORATION NO 2			
	STANDARD VEHICLE KIT METAL	5320515512		1,246.33
				- - - - - - - -
	CINTAS CORPORATION NO 2		$	1,246.33
ACH	WESTERN WATER WORKS SUPPLY CO			
	6" - 8" S.S. BOLT KIT BN6-8-316	1171366-00		716.88
				- - - - - - - -
	WESTERN WATER WORKS SUPPLY CO		$	716.88
ACH	CHINO HILLS FORD			
	2023 F-55 Truck-2/11/26 Parts & Services	F0CS91528		5,476.86
	2015 F-150 Truck-2/3/26 Parts & Services	F0CS91036		2,846.28
	2018 F-150 Truck-2/12/26 Rem & Rep Hub B	F0CS91573		2,109.00
				- - - - - - - -
	CHINO HILLS FORD		$	10,432.14
ACH	ROBERT HALF MANAGEMENT RESOURC			
	Kasfy, Rula W/E 3/06/2026	65998375		2,037.20
	Mosley,Jocelyn W/E 3/06/2026	65994090		5,200.00
	Kasfy, Rula W/E 2/27/2026	65973778		2,094.50
	Hernandez,Sal W/E 03/06/2026	65994084		4,160.00
				- - - - - - - -
	ROBERT HALF MANAGEMENT RESOURC		$	13,491.70
ACH	SCW CONTRACTING CORPORATION			
	RW15003.06 1/26 Pay Est 2	PE 2-RW15003.		254,113.50
				- - - - - - - -
	SCW CONTRACTING CORPORATION		$	254,113.50
ACH	CINTAS CORPORATION NO 3			
	RP4- 3/09 BATH TOWEL-WHITE	4262019946		40.63
	RP1-Complex 2/28 Scraper, Towels, Safety	4261054895		3,286.89
	RP1-Complex 3/2 Scraper, Towels, Safety	9361871650		433.70
	IEUA 2/16/26 Scraper, Mats, Towels	4261273005		446.75
	RP4 3/02 AIR RFL, Mats, Bowl Clips	4261270512		246.07
	RP2-3/2 Towel/Mat/Scraper Svcs	4261272993		189.50
	RP4 3/02 Scraper, Mat, Freshener	4261270490		49.95
	RP1-3/03 Uniform Svcs	9362036020		585.21
	RP4-3/26 MAT/SCRAPER/FRESHNER SVCS	4261428332		397.77
	RP4- 2/16 BATH TOWEL-WHITE	4261270361		40.63
	RP1-03/05 Scraper, Onyx, Towels, Uniform	4261750315		2,573.15
	RP1-03/05 Uniform Svcs	4261747902		58.03
	RP4 3/09 AIR RFL, Mats, Bowl Clips, SCRE	4262019918		246.07
				- - - - - - - -
	CINTAS CORPORATION NO 3		$	8,594.35
ACH	ULINE			
	SOLVENT RESISTANT SPRAY BOTTLE	204616542		173.73
				- - - - - - - -

Check	Payee / Description			Amount
	ULINE		$	173.73
ACH	DAVID WHEELER'S PEST CONTROL I			
	ALL-2/25 Pest Control Svcs	79605		524.00
	CCWF-3/2 Monthly Svcs,Rodent Bait Refill	79926		2,796.00
	HQA/B/LAB-3/2 GOPHER TREATMENT	79973		4,448.00
	RP1-3/2 Pest Control Svcs	79980		1,519.00
	RP5-3/2 Qrtrly Pest Control Svcs	80002		340.00
	HQA/B/LAB-3/2 Rat Control Bait Refills	80059		345.00
	CCWRF-3/2 Gopher Svcs	80061		345.00
	CCWRF-3/2 Pest Control Svcs,Rodent Bait	80080		444.00
	HQA/B Trailer- 3/1 Rat Control Refill	80106		1,565.00
	RP5-3/02/25 Pest Control Svcs	79945		536.00
	ALL-1/28 Pest Control Svcs	79276		524.00
	1/28 ALL Properties - Pest Control Svcs	79312		524.00
	2/25 Service Headquarter	79579		524.00
	CCWRF-2/18/26 Gopher Control Svcs	79765		345.00
	GOPHER TREATMENT building A, B, and lab	79763		345.00
				- - - - - - - -
	DAVID WHEELER'S PEST CONTROL I		$	15,124.00
ACH	GHD INC			
	EN22031.00 2/11-2/18/26 Prof Svcs	380-0086081		3,493.88
				- - - - - - - -
	GHD INC		$	3,493.88
ACH	SNAP GRAPHICS & DESIGN			
	WR23004.00 Promotional Seed Mix/Seed Pap	30434		3,950.49
				- - - - - - - -
	SNAP GRAPHICS & DESIGN		$	3,950.49
ACH	TRICO CORPORATION			
	TRICO DESICCANT BREATHERS- WG-080418-S	251101		830.68
	CCWRF-Industrial Oil /Advanced Analysis	P76449		185.00
				- - - - - - - -
	TRICO CORPORATION		$	1,015.68
ACH	ELECTRO-CHEMICAL DEVICES INC			
	ELECTROLYTE REFILL KIT	80736		4,077.12
				- - - - - - - -
	ELECTRO-CHEMICAL DEVICES INC		$	4,077.12
ACH	D & H WATER SYSTEMS INC			
	Spare Membrane Cap	I2026-0357		494.21
				- - - - - - - -
	D & H WATER SYSTEMS INC		$	494.21
ACH	THE SHREDDERS			
	2/26 Shredding Svcs	CINV-081617		41.00
				- - - - - - - -
	THE SHREDDERS		$	41.00
ACH	DXP ENTERPRISES INC			
	STATOR 103/0015-24 FPM SPECIAL	55693974		1,415.27
				- - - - - - - -
	DXP ENTERPRISES INC		$	1,415.27
ACH	JC LAW FIRM			
	2/26 Legal Svcs	1613		2,218.50

Check	Payee / Description			Amount
	2/26 Legal Svcs	1614		1,363.50
	2/26 Legal Svcs	1615		3,181.50
	2/26 Legal Svcs	1616		1,350.00
	2/26 Legal Svcs	1620		1,464.50
	JC LAW FIRM		$	9,578.00
ACH	GARRATT CALLAHAN COMPANY			
	RP1-2/26 Water Treatment Program	1462674		610.75
	RP2-2/26 Water Treatment Program	1462406		510.70
	GARRATT CALLAHAN COMPANY		$	1,121.45
ACH	LA OPINION			
	2/22/26 LADT Online Banner Discover Wate	32204		585.00
	LA OPINION		$	585.00
ACH	PPS ENTERPRISES INC			
	Capes / Hose nozzles-Promotional Giveawa	B294011786A		13,832.05
	PPS ENTERPRISES INC		$	13,832.05
ACH	INLAND EMPIRE WINDUSTRIAL CO			
	BALL VLV TXT,SS NIP,THR CPLG IMP,CWP,THR	068357		3,164.96
	BLUE MONSTER TAPE, THR BUSH, THR UNION I	068360		373.63
	INLAND EMPIRE WINDUSTRIAL CO		$	3,538.59
ACH	LIBERTY LANDSCAPING INC			
	Plants -Landscaping	142712		14,200.00
	Plants -Landscaping	141488		840.34
	LIBERTY LANDSCAPING INC		$	15,040.34
ACH	UNIVERSAL ENGINEERING SCIENCES			
	EN13016.05 12/15/25 -1/25/26 Prof Svcs	0352600096		3,321.63
	UNIVERSAL ENGINEERING SCIENCES		$	3,321.63
ACH	FRESNO FIRST BANK			
	EN19006-1/26 Pay Est 63	PE 63-EN19006		6,926.59
	EN19001-1/26 Pay Est 63	PE 63-EN19001		12,143.97
	FRESNO FIRST BANK		$	19,070.56
ACH	ON CALL MECHANICAL SERVICES IN			
	VQUI0201 03/03 Lift Cylinder Seal Kit	7960		1,925.82
	VQUI8908 2/22 BIT Inspection	7983		160.00
	VQU11900 2/24 BIT Inspection	7984		160.00
	ON CALL MECHANICAL SERVICES IN		$	2,245.82
ACH	TRICOR DIRECT INC			
	HIGH VOLTAGE-KEEP OUT (SIGN)	9361245928		162.22
	TRICOR DIRECT INC		$	162.22
ACH	VITAL RECORDS HOLDINGS LLC			

Check	Payee / Description			Amount
	02/26 Contracted Storage Services	6091051		407.17
	VITAL RECORDS HOLDINGS LLC		$	407.17
ACH	WWEX FRANCHISE HOLDINGS LLC			
	W/E 3/11/26 Shipment Charges	260308W066869		430.01
	W/E 10/08/25 Shipment Charges	251005W092061		239.12
	WWEX FRANCHISE HOLDINGS LLC		$	669.13
ACH	CONTINUANT INC			
	3/26 Teams Phones Enhancement	INV/2026/0586		2,986.90
	CONTINUANT INC		$	2,986.90
ACH	SOLENIS LLC			
	RP1-22,930 Lbs/9,172 Lbs Zetag Polymers	135406946		55,581.68
	RP2-27,516 Lbs Zetag Polymers	135384418		47,381.10
	SOLENIS LLC		$	102,962.78
ACH	GAFCON PM-CM LLC			
	EN25070-1/26 Prof Svcs	53385		19.60
	GAFCON PM-CM LLC		$	19.60
ACH	IT PARTNER LLC			
	Power BI Premium Per User. P1Y-A: 1 Year	INV-260381		294.40
	IT PARTNER LLC		$	294.40
ACH	SECURADYNE SYSTEMS INTERMEDIAT			
	HQ B- Alarm trouble shoot beeping	IN1-910458651		1,158.32
	SECURADYNE SYSTEMS INTERMEDIAT		$	1,158.32
ACH	PREMIER VALLEY BANK A DIV UMB			
	EN22044-1/26 Pay Est 10	PE 10-EN22044		41,759.05
	PREMIER VALLEY BANK A DIV UMB		$	41,759.05
ACH	AQUATIC TESTING LABORATORIES I			
	RP-1 3/26 Ceriodaphnia Chronic & Reprodu	260115		2,150.00
	AQUATIC TESTING LABORATORIES I		$	2,150.00
ACH	INFORMATION REQUIREMENTS CLEAR			
	IS26008.00 - 3/26 Prof Svc's -Records Re	1690		4,941.00
	INFORMATION REQUIREMENTS CLEAR		$	4,941.00
ACH	SO CALIF EDISON			
	PrdDchlStn-1/30-3/2 34 Johnson-Pine	8000032094 2/		108.20
	Wineville-1/30-3/2 5165 E Francis St	8019040748 2/		183.25
	RP5/TP5/HQA/B-2/4-3/5 6075 Kimball Ave	8001610323 2/		33.72
	SnSvn5PmpStn-1/30-3/2 13785 Banyan	8004022929 2/		763.02
	RP1/RP5/8thStBsn-2/2-3/3 8865 Kimball/11	8003442878 2/		72.45
	DclzBsn-2/3-3/4 13978 Phila Ave	8002283946 2/		88.52
	CCWRP/TP/RWPS-1/28-2/26 14950 Telephone	8004814080 2/		94,167.88

Check	Payee / Description			Amount
	1630WPmpStn-1/30-3/2 1530 6th St	8000022029 2/		699.34
	SO CALIF EDISON		$	96,116.38
ACH	SO CALIF GAS			
	RP1-2/1-3/1 2450 Phila St	14462491003 0		2,076.67
	RP2Dg-2/1-3/1 16400 El Prado Rd	17192441008 0		505.91
	CCWRP/TP-1/30-3/3 14950 Telephone Ave	01462161009 0		284.75
	SO CALIF GAS		$	2,867.33
ACH	FOUNDATION HA ENERGY GENERATIO			
	RP4/RWPS-2/1-2/28 12811 6th St-Wind Powe	4173		511.68
	FOUNDATION HA ENERGY GENERATIO		$	511.68
ACH	FRONTIER COMMUNICATIONS HOLDIN			
	RP1/RP5-3/1-3/31 209-089-5251	2090895251 3/		165.38
	GWR-3/1-3/31 DSL-2662 Walnut	2091682221 3/		105.48
	Mntcl Splitter-FIOS 3/1-3/31 909-397-549	9093975499 3/		130.48
	FRONTIER COMMUNICATIONS HOLDIN		$	401.34
ACH	IEUA EMPLOYEES' ASSOCIATION			
	P/R DIR 3 3/13/26 Empyoyee Ded	HR 0152200		12.00
	IEUA EMPLOYEES' ASSOCIATION		$	12.00
ACH	FIDELITY SECURITY LIFE			
	3/26 Agency Vision Premium	167244853		3,733.75
	FIDELITY SECURITY LIFE		$	3,733.75
ACH	TULE, MARCO			
	MlgReim-1/26 Agency Business	MLG 1/2026		73.52
	TULE, MARCO		$	73.52
ACH	COUNTY SANITATION DISTRICTS			
	25/26-3rd QTR Wstwtr Trtmnt Surch	2025-26 Q3		1,661,000.00
	COUNTY SANITATION DISTRICTS		$	1,661,000.00
ACH	FISHER SCIENTIFIC			
	LABCHEM,FILTERS, CHLOROFORM, ALUM DISH,B	7111881		5,924.53
	FISHER SCIENTIFIC		$	5,924.53
ACH	HARRINGTON INDUSTRIAL PLASTICS			
	Rollar Assys,Ball Valves,Bushing Flush R	012O2387		2,571.30
	IMPELLERS, RINGS	012O2385		16,753.24
	HARRINGTON INDUSTRIAL PLASTICS		$	19,324.54
ACH	JCI JONES CHEMICALS INC			
	RP1-4,851 Gal HYPOCHLORITE SOLUTION	991306		8,617.80
	RP1-4,691 Gal HYPOCHLORITE SOLUTION	991540		8,333.56
	RP5-4,699 Gal HYPOCHLORITE SOLUTION	991538		8,347.77
	CCWRF-4,807 Gal HYPOCHLORITE SOLUTION	991537		8,539.64

Check	Payee / Description			Amount
	RP1-4,920 Gal HYPOCHLORITE SOLUTION	991541		8,740.38
	JCI JONES CHEMICALS INC		$	42,579.15
ACH	ROYAL INDUSTRIAL SOLUTIONS			
	THHN-2&6-BRN-19STR-CU-500R/THHN-350-BLK-	6441-1176182		20,576.04
	ROYAL INDUSTRIAL SOLUTIONS		$	20,576.04
ACH	HANNAH INDUSTRIES INC			
	Lab-Rpr Leak on RO No Fill Storage	00370661		555.00
	HANNAH INDUSTRIES INC		$	555.00
ACH	UNDERGROUND SERVICE ALERT/SC			
	3/26 213 Tkts Dig Safe Brd	220260363		467.95
	UNDERGROUND SERVICE ALERT/SC		$	467.95
ACH	UNIVAR SOLUTIONS USA INC			
	RP5- 11,645 DLB SOD BISULFITE 25% BULK	53739995		8,377.20
	RP1- 12,510 DLB SOD BISULFITE 25% BULK	53726704		8,999.46
	PradoLS- 11,870 DLB SOD BISULFITE 25% BU	53722078		8,539.06
	UNIVAR SOLUTIONS USA INC		$	25,915.72
ACH	TRINITY CONSULTANTS INC			
	1/31/26-3/2/26 Legal Svcs	1550236		3,062.81
	TRINITY CONSULTANTS INC		$	3,062.81
ACH	GENERAL BOTTLE INC			
	0.5GAL DAIRY SQUARE HDPE NATURAL Bottles	INV0085563		1,298.81
	GENERAL BOTTLE INC		$	1,298.81
ACH	DELL MARKETING L P			
	PowerStore NVMe Expansion	10862356674		67,915.85
	DELL MARKETING L P		$	67,915.85
ACH	KONICA MINOLTA			
	ExeWng/Eng-Copier Leases C6501's	48777329		424.14
	KONICA MINOLTA		$	424.14
ACH	KONICA MINOLTA BUSINESS SOLUTI			
	CCWRF/RP2/RP1-1/27-2/03/26 Copier Ovr/Mn	9010788073		63.02
	1/27-2/26/26 Copier Ovr/Mnt	9010788764		356.93
	KONICA MINOLTA BUSINESS SOLUTI		$	419.95
ACH	THATCHER COMPANY OF CALIFORNIA			
	RP1-10.985 Tons Aluminum Sulfate	2026250100673		6,772.30
	THATCHER COMPANY OF CALIFORNIA		$	6,772.30
ACH	GOVCONNECTION INC			
	IS26015.00 PAK NETWORK - 5 YEAR SERVIC	77353252		104,917.97

Check	Payee / Description			Amount
	GOVCONNECTION INC		$	104,917.97
ACH	CAROLLO ENGINEERINGS INC			
	46-3167-2/26 Prof Svcs	FB79997		16,835.22
	46-3632 2/28 Prof Svcs	FB79586		2,808.00
	CAROLLO ENGINEERINGS INC		$	19,643.22
ACH	PROJECT PARTNERS INC			
	46-2852 2/03-2/26 Prof Svcs	28552		11,152.00
	PROJECT PARTNERS INC		$	11,152.00
ACH	CINTAS CORPORATION NO 2			
	2/28 Cabinet Organization and Supplies	8408150754		118.70
	CINTAS CORPORATION NO 2		$	118.70
ACH	U S BANK NA			
	2017A Bond 2/26-1/27 Admin Fees	8088187		3,465.00
	U S BANK NA		$	3,465.00
ACH	INLAND EMPIRE REGIONAL			
	RP2-2/26 Biosolids	90041926		192,378.78
	RP1-2/26 Biosolids	90041925		241,000.29
	INLAND EMPIRE REGIONAL		$	433,379.07
ACH	HACH COMPANY			
	KIT, SENSOR CAP REPLACEMENT, LDO	14874834		8,172.73
	BRUSH, BURET	14895979		87.35
	DPD TOT CHLORINE PP	14902855		936.66
	Digital pH Sensor,Ryton, Convertible/Des	14901889		3,223.16
	HACH COMPANY		$	12,419.90
ACH	GOLDEN STATE LABOR COMPLIANCE			
	EN13016.05- 2/26 Prof Svcs	03.2026.04		1,740.29
	GOLDEN STATE LABOR COMPLIANCE		$	1,740.29
ACH	PFM FINANCIAL ADVISORS LLC			
	2/26 Financial Advisory Svcs	140900		5,000.00
	PFM FINANCIAL ADVISORS LLC		$	5,000.00
ACH	O S T S INC			
	2/17 HOT WORK SAFETY per student	67414		1,100.00
	1/26/26 Forklift Operator Safety Trainin	67092		160.00
	2/1 Fall Protection - Awareness up to 25	67150		1,190.00
	O S T S INC		$	2,450.00
ACH	ROBERT HALF MANAGEMENT RESOURC			
	Rapisora,Krishna Ma T 03/13/2026	66007370		3,840.00
	ROBERT HALF MANAGEMENT RESOURC		$	3,840.00

Check	Payee / Description			Amount
ACH	PEST OPTIONS INC			
	2/26 Basin Weed Control Svcs	474651		12,203.00
	PEST OPTIONS INC		$	12,203.00
ACH	GEI CONSULTANTS INC			
	46-2662 01/30-02/27/26 Prof Svcs	003197205		23,227.50
	GEI CONSULTANTS INC		$	23,227.50
ACH	CINTAS CORPORATION NO 3			
	RP4 3/09 Scraper, Mats, Towel, Photo Saf	4262019974		49.95
	CCWR -3/09 Scraper, Mats, Towels	4262022671		232.00
	CINTAS CORPORATION NO 3		$	281.95
ACH	GK & ASSOCIATES			
	46-2849 02/26 Prof Svcs	26-009		28,728.00
	GK & ASSOCIATES		$	28,728.00
ACH	QUADIENT LEASING USA INC			
	3/24/26 -6/23/26 Mail Machine Lease	Q2236992		774.26
	QUADIENT LEASING USA INC		$	774.26
ACH	ALTA FOODCRAFT			
	Peets Coffees	12608087		271.60
	Coffee,Sweetner	12607902		207.92
	ALTA FOODCRAFT		$	479.52
ACH	TRICO CORPORATION			
	CDA Industrial Oil/Advanced Analysis & S	P76452		37.00
	RP1-Industrial Oil /Advanced Analysis	P76424		370.00
	TRICO CORPORATION		$	407.00
ACH	CONSERV CONSTRUCTION INC			
	2/26 IEUA RISE Program	3318		74,094.86
	CONSERV CONSTRUCTION INC		$	74,094.86
ACH	AUTOZONE PARTS INC			
	66519 S RAVEN GLOVES	05618935637		201.19
	AUTOZONE PARTS INC		$	201.19
ACH	CALIFORNIA WATER TECHNOLOGIES			
	PhilLS- 42,260 Lbs Ferric Chloride Solut	50137		11,767.95
	CCWRF-44,360 Lbs Ferric Chloride Solutio	50146		12,472.35
	PhilLS- 40,740 Lbs Ferric Chloride Solut	50175		11,509.49
	RP2-42,060 Lbs Ferric Chloride Solution	50180		11,910.75
	RP1-41,480 Lbs Ferric Chloride Solution	50163		11,634.64
	RP1-44,620 Lbs Ferric Chloride Solution	50189		12,364.95
	CALIFORNIA WATER TECHNOLOGIES		$	71,660.13

Check	Payee / Description			Amount
ACH	D & H WATER SYSTEMS INC			
	Silicone Grease Squeeze Tube	I2026-0380		129.53
	D & H WATER SYSTEMS INC		$	129.53
ACH	NAVEX GLOBAL INC			
	4/26-4/27 US Ethics Point Holine Svcs	INV-756340		2,347.56
	NAVEX GLOBAL INC		$	2,347.56
ACH	CAPO PROJECTS GROUP LLC			
	46-2731 1/26 Prof Svcs	11305		35,936.00
	EN20057 1/26 Prof Svcs	11352		1,440.00
	CAPO PROJECTS GROUP LLC		$	37,376.00
ACH	PPS ENTERPRISES INC			
	Tableware, Pencils, Waste Bag Caddy, Sun	B294011787A		5,241.99
	PPS ENTERPRISES INC		$	5,241.99
ACH	CASAMAR GROUP LLC			
	46-3134 2/26 Prof Svcs	14697-A		299.28
	CASAMAR GROUP LLC		$	299.28
ACH	PILLSBURY WINTHROP SHAW PITTMA			
	1/26 Employee Benefits Advice	8703878		3,290.00
	PILLSBURY WINTHROP SHAW PITTMA		$	3,290.00
ACH	ACCUSOURCE HR INC			
	1/26 Background Screening	86158		358.40
	ACCUSOURCE HR INC		$	358.40
ACH	GENOVEVA L ARELLANO			
	46-3478 2/26 Prof Svcs	23663		3,391.66
	GENOVEVA L ARELLANO		$	3,391.66
ACH	DIVERSIFIED THERMAL SERVICES I			
	PLANT #5 FEB 2026 MAINT	S412428		2,696.00
	PLANT #2 FEB MAINT 2026	S412422		2,696.00
	CCWRF 2/26 HVAC Maint Contract Svcs	S412436		2,696.00
	Lab- 2/26 HVAC Maint Contract Svcs	S412448		2,696.00
	DIVERSIFIED THERMAL SERVICES I		$	10,784.00
ACH	BRIDGEWATER CONSULTING GROUP I			
	03/26 Professional Coaching Services	8936		540.00
	BRIDGEWATER CONSULTING GROUP I		$	540.00
ACH	ANTHESIS SERVICES			
	2/26 Janitorial/Portering Service	IEUA - 0226		6,378.00
	ANTHESIS SERVICES		$	6,378.00

Check	Payee / Description			Amount
ACH	BAKER TILLY US LLP			
	IEUA-2/26 Financial Statement Audit Svcs	BT3522143		1,650.00
	BAKER TILLY US LLP		$	1,650.00
ACH	SYNAGRO WEST LLC			
	RP1/RP2- 02/26 BIOSOLIDS TRANSPORTED	66080		47,067.16
	Credit-Inv#62872-Overpayment	62872CM		38.34-
	Credit-Inv#63950-11/25 &64695-12/25 Trai	2743CM		4,232.08-
	SYNAGRO WEST LLC		$	42,796.74
ACH	38DN POWER FUND 1 LLC			
	RP4/IERCF-2/26 Energy Storage System Mgm	2068		27,708.33
	38DN POWER FUND 1 LLC		$	27,708.33
ACH	BRIGHTVIEW LANDSCAPE SERVICES			
	Turf Turnkey	9631176		41,434.38
	BRIGHTVIEW LANDSCAPE SERVICES		$	41,434.38
ACH	BITWARDEN INC			
	Password Manager - Enterprise Plan	F53306A9-0024		18,900.00
	BITWARDEN INC		$	18,900.00
ACH	KAYUGA SOLUTION INC			
	EN25048 10/1/25-1/31/26 Prof Svcs	INV-AHAC-001		24,105.00
	KAYUGA SOLUTION INC		$	24,105.00
ACH	DOCUMENT CRUNCH INC			
	2/26-2/24/27 Annual Subscription Fee	DC-10938		17,500.00
	DOCUMENT CRUNCH INC		$	17,500.00
ACH	SO CALIF EDISON			
	JrpBsn-2/6-3/9 13450 Jurupa	8000401711	2/	8,278.89
	MntclLS-2/10-3/11 34 Palmetto-Phila	8000031789	2/	1,625.68
	PhilLS-2/6-3/9 1818 Phila St	8000031143	2/	10,543.04
	ElyBsn-2-6-3/9 1665 Phila Ave	8000057558	2/	82.36
	HckryDm-2/6-3/9 13400/13701 Whittram Ave	8000257085	2/	240.77
	BnaBsn-2/6-3/9 14017 Whittram Ped	8004504662	2/	63.63
	RP5/TP5/HQA/B-2/5-3/8 6075 Kimball Ave	8002740158	2/	177.72
	RP1-2/1-2/28 2450 Phila St	8000389509	2/	112.98
	RP1-1/7-2/4 2450 Phila St	8000032453	1/	240,191.78
	RP5/TP5/HQA/B-1/30-3/2 6075 Kimball Ave	8002326317	2/	210,414.58
	SO CALIF EDISON		$	471,731.43
ACH	FRONTIER COMMUNICATIONS HOLDIN			
	MWDTRN-2/1-3/1 987-1365 GWR 10498 Banyan	9099871365	3/	83.82
	RP1-3/2-4/1 951-197-1479	9511970046	3/	2,710.00
	RP1-3/2-4/1 197-1479	9511971479	3/	945.00
	FRONTIER COMMUNICATIONS HOLDIN		$	3,738.82
ACH	BENEFIT COORDINATORS CORPORATI			

Check	Payee / Description			Amount
	3/26 Agency Dental Plan	B0M957		24,929.20
	BENEFIT COORDINATORS CORPORATI$			24,929.20
ACH	HOOVEN, PAULA			
	2/25-2/27/26 CSMFO Annual Conference	IT01037		16.95
	HOOVEN, PAULA		$	16.95
ACH	ELIE, STEVE			
	MlgReim-2/23-3/23 Agency Business	TE 2/23 FONTA		51.13
	ELIE, STEVE		$	51.13
ACH	HODGES, BRANDEN			
	1/13 CWEA Enviro Compliance Inspection C	1/13 CWEA LIC		270.00
	HODGES, BRANDEN		$	270.00
ACH	HALL, JASMIN			
	3/4-3/6/26 Sustainable Water Invest Summ	TE 3/4-3/6 SW		272.61
	2/18-2/23/26 CASA Washington Forum	TE2/18-2/13 C		1,199.03
	2/24-2/26/26 ACWA Washington DC	TE 2/24-2/26		1,262.97
	3/7-3/11/26 WaterReuse Symposium	TE 3/7-3/11 W		1,846.10
	HALL, JASMIN		$	4,580.71
ACH	ACEVES, MANUEL			
	ExpRpt-8/3-8/7/26 Tri State Seminar	IT00594		322.00
	ACEVES, MANUEL		$	322.00
ACH	GRADY, CHARLES			
	Grady,C-ExpRpt-Mlg 9/21-9/23 LACSD Confe	IT00929 9/21-		149.80
	GRADY, CHARLES		$	149.80
ACH	SIA, RIZALDY			
	Reboot South RACOs for Daylight Savings	MLG 3/08		13.63
	SIA, RIZALDY		$	13.63
ACH	MARTINEZ MORENO, ALEJANDRO			
	Spotlight on Careers Day atWoodcrest Jr.	MLG 2/20		8.70
	Santiago Canyon College School Advisory	MLG 2/27		29.00
	Information Session at Chaffey College I	MLG 2/25		13.41
	MARTINEZ MORENO, ALEJANDRO		$	51.11
ACH	J F SHEA CONSTRUCTION INC			
	EN25070.01-2/26 Pay Est 3	PE 3-EN25070.		363,512.26
	EN25070-2/26 Pay Est 7	PE 7-EN25070		336,622.92
	J F SHEA CONSTRUCTION INC		$	700,135.18
ACH	MLADEN BUNTICH CONSTRUCTION CO			
	EN24023.01-12/25 Pay Est 1	PE 1 EN24023.		156,750.95
	EN24023.01-1/26 Pay Est2	PE 2 EN24023.		12,798.24

Check	Payee / Description			Amount
	MLADEN BUNTICH CONSTRUCTION CO		$	169,549.19
ACH	CDM CONSTRUCTORS INC			
	EN13016.05-2/26 Pay Est 23	PE 23-EN13016		71,763.44
	CDM CONSTRUCTORS INC		$	71,763.44
ACH	INNOVATIVE CONSTRUCTION SOLUTI			
	EN22031-1/26 Pay Est 11	PE 11-EN22031		28,120.00
	INNOVATIVE CONSTRUCTION SOLUTI		$	28,120.00
ACH	STEVE P RADOS INC			
	EN25022.01-2/26 Pay Est 6	PE 6-EN25022.		286,461.48
	STEVE P RADOS INC		$	286,461.48
ACH	FISHER SCIENTIFIC			
	Lab-Methyl Red	7178678		43.27
	Lab-Tube Cult Disp,Filters Proweight Vol	7178679		1,429.84
	SYR FLTR MLLX 25MM	7145547		2,050.55
	25MM GAS DIFF MEMBRANE	7145546		50.90
	FISHER SCIENTIFIC		$	3,574.56
ACH	HARRINGTON INDUSTRIAL PLASTICS			
	GASKET GARLOCK DROP IN RING, VALVE REFIE	012O2198		2,138.41
	HARRINGTON INDUSTRIAL PLASTICS		$	2,138.41
ACH	JCI JONES CHEMICALS INC			
	RP4-4,807 Gal HYPOCHLORITE SOLUTION	991762		8,539.64
	RP5-4,806 Gal HYPOCHLORITE SOLUTION	991758		8,537.86
	CCWRF-4,030 Gal HYPOCHLORITE SOLUTION	991757		7,159.30
	JCI JONES CHEMICALS INC		$	24,236.80
ACH	ROYAL INDUSTRIAL SOLUTIONS			
	CODING TAPES,RLY	6441-1176268		130.57
	FactoryTalk View SE Medium Bundle	6441-1174923		37,835.40
	ELONGATED HOLE STRUT	6441-1175236		569.85
	Battery Charger	6441-1172895		1,413.75
	Credit-Inv#6441-1166177-3-PORT ENET/IP M	CM6441-116656		1,773.30-
	ROYAL INDUSTRIAL SOLUTIONS		$	38,176.27
ACH	WEST VALLEY MOSQUITO AND			
	2/26 Vector Control Svcs	3073		1,253.58
	WEST VALLEY MOSQUITO AND		$	1,253.58
ACH	GRAINGER INC			
	Car Wash Brushes,Threadlockers,Pails,Sea	9820421114		548.27
	RUBBERBOOT,8D,KNEE,YELLOW;GRAY;BLACK,PR	9840213202		1,186.34
	GRAINGER INC		$	1,734.61
ACH	APPLEONE EMPLOYMENT SERVICES			
	Bozzo,A, Garcia, M W/E 3/07/26	01-7262110		3,350.55

Check	Payee / Description			Amount
				- - - - - - -
	APPLEONE EMPLOYMENT SERVICES		$	3,350.55
ACH	MISCO WATER			
	HARNESS WIRE, CELL,CLEANING BALLS	63312B49886		579.23
				- - - - - - -
	MISCO WATER		$	579.23
ACH	KONICA MINOLTA			
	HQA/B-3/26 Copier Leases C6501's	48777330		424.14
	HrTrlr-3/26 Copier Lease,Ovr/Mnt	48777331		227.28
	HQ-3/26 Copier Lease C650I,C750I	48777328		859.13
				- - - - - - -
	KONICA MINOLTA		$	1,510.55
ACH	KONICA MINOLTA BUSINESS SOLUTI			
	IT-2/26 Copier Ovr/Mnt C6501	507002889		10.39
				- - - - - - -
	KONICA MINOLTA BUSINESS SOLUTI		$	10.39
ACH	CAROLLO ENGINEERINGS INC			
	EN11039 02/26 Prof Svcs	FB79422		771.00
				- - - - - - -
	CAROLLO ENGINEERINGS INC		$	771.00
ACH	MCMASTER-CARR SUPPLY CO			
	Stream Nozzles,Hose Couplings	60877224		327.79
				- - - - - - -
	MCMASTER-CARR SUPPLY CO		$	327.79
ACH	PROJECT PARTNERS INC			
	EN19001/RW15003.06-2/26 Prof Svcs	28551		9,230.00
				- - - - - - -
	PROJECT PARTNERS INC		$	9,230.00
ACH	CINTAS CORPORATION NO 2			
	CCWRF 3/11 Cabinet Organization and Sup	5323083501		558.29
	RP5- 3/11 Cabinet Organization and Suppl	5323083504		296.85
	3/11 Cabinet Organization and Supplies	5323083502		837.33
	3/11 Cabinet Organization and Supplies	5323083503		681.63
	RP1/RP5Trailer- 2/28 First Aid & Safety	8408150753		2,256.45
				- - - - - - -
	CINTAS CORPORATION NO 2		$	4,630.55
ACH	BUTIER ENGINEERING INC			
	Senior Engineer/ Project Manager	IEUA 044		34,065.28
	46-2847-2/26 Prof Svcs	IEUA A005		40,038.40
				- - - - - - -
	BUTIER ENGINEERING INC		$	74,103.68
ACH	MPS SECURITY			
	IEUA 2/26 Security Svcs - Graveyard Patr	4644		8,114.71
	RP5-Security Services - February 2026	4646		8,012.54
	Security Services - February 2026	4647		21,272.14
				- - - - - - -
	MPS SECURITY		$	37,399.39
ACH	CASC ENGINEERING AND CONSULTIN			
	EN26059-Legal Descrip/Plat	0054715		790.00

Check	Payee / Description			Amount
				- - - - - - -
	CASC ENGINEERING AND CONSULTIN$			790.00
ACH	PARSONS WATER & INFRASTRUCTURE			
	EN19001/EN19006-12/27-1/30/26 Prof Svcs	2602A938		6,285.00
				- - - - - - -
	PARSONS WATER & INFRASTRUCTURE$			6,285.00
ACH	ROBERT HALF MANAGEMENT RESOURC			
	Kasfy,Rula 03/13/2026	66021999		2,037.20
				- - - - - - -
	ROBERT HALF MANAGEMENT RESOURC$			2,037.20
ACH	SWRCB ACCOUNTING OFFICE			
	SRF Rpymt #17 C-06-4900-130-Principal	4900-130-26-1		61,996.43
	SRF Rpymt #17 C-06-4900-110 Principal	4900-110-26-1		170,797.15
	SRF Rpymt #17 C-06-4900-120-Principal	4900-120-26-1		312,621.14
				- - - - - - -
	SWRCB ACCOUNTING OFFICE		$	545,414.72
ACH	STANTEC CONSULTING INC			
	EN21045-11/21-1/30/26 Prof Svcs	2528501		17,393.06
				- - - - - - -
	STANTEC CONSULTING INC		$	17,393.06
ACH	CINTAS CORPORATION NO 3			
	RP1-03/09 Towel, Mats, Scraper Svcs	4262020395		812.00
	RP2-3/16 Towel/Mat/Scraper Svcs	4262781802		189.50
	IEUA 3/16/26 Scraper, Mats, Towels	4262781780		446.75
	RP4-3/16 Mat/Bowl Clip Svcs	4262779165		246.07
	RP4-3/16 Towel Svcs	4262779119		40.63
	RP4-3/16 Mat/Scraper/Towel Svcs	4262779202		49.95
	ALL -3/12 Uniform/Mat/Towel/Scraper Svcs	4262544944		3,174.72
	RP1-3/12 Uniform Svcs	4262543999		42.71
	CDA-3/9 Scraper/Mat Svcs	4262022724		142.34
				- - - - - - -
	CINTAS CORPORATION NO 3		$	5,144.67
ACH	QUADIENT FINANCE USA INC			
	2/26 POSTAGE	31249307		1,000.00
				- - - - - - -
	QUADIENT FINANCE USA INC		$	1,000.00
ACH	SNAP GRAPHICS & DESIGN			
	Hats-Earth Day 2026	30476		14,546.25
				- - - - - - -
	SNAP GRAPHICS & DESIGN		$	14,546.25
ACH	PAMCO MACHINE WORKS INC			
	26HXB Vertical Pump, Mechanical Labor	I-44537		44,444.82
				- - - - - - -
	PAMCO MACHINE WORKS INC		$	44,444.82
ACH	AUTOZONE PARTS INC			
	Fire Hose Nozzles	05618945311		152.25
				- - - - - - -
	AUTOZONE PARTS INC		$	152.25
ACH	CALIFORNIA WATER TECHNOLOGIES			

Check	Payee / Description			Amount
	RP1-44,220 Lbs Ferric Chloride Solution	50121		12,105.33
	RP1-41,800 Lbs Ferric Chloride Solution	50217		11,273.45
	PhilLS- 44,940 Lbs Ferric Chloride Solut	50219		12,726.33
	RP2-44,020 Lbs Ferric Chloride Solution	50224		11,931.56
	CALIFORNIA WATER TECHNOLOGIES		$	48,036.67
ACH	ARCADIS US INC			
	EN24027-1/26 Prof Svcs	36107915		16,264.00
	ARCADIS US INC		$	16,264.00
ACH	DXP ENTERPRISES INC			
	STAINLESS STEEL ROTOR	55696952		564.68
	DXP ENTERPRISES INC		$	564.68
ACH	THE SOLIS GROUP			
	EN21056 02/26 Prof Svcs	17291		1,387.50
	THE SOLIS GROUP		$	1,387.50
ACH	INLAND EMPIRE WINDUSTRIAL CO			
	Credit-Inv#067059 03-Blue Monster	067059 06CM		155.03-
	BLUE MONSTER	067059 03		232.71
	INLAND EMPIRE WINDUSTRIAL CO		$	77.68
ACH	OCVIEW LLC DBA MULTIVISTA			
	EN19001/EN19006-2/26 Prof Svcs	2412		2,713.70
	OCVIEW LLC DBA MULTIVISTA		$	2,713.70
ACH	LIBERTY LANDSCAPING INC			
	CCWRF Regional Plant Maintenance	142762		535.60
	LIBERTY LANDSCAPING INC		$	535.60
ACH	RADAR ENVIRONMENTAL INC			
	2/26 Monthly site survey	3568		262.50
	RADAR ENVIRONMENTAL INC		$	262.50
ACH	CASAMAR GROUP LLC			
	EN19001/EN19006-2/26 Prof Svcs	14697-B		7,399.81
	CASAMAR GROUP LLC		$	7,399.81
ACH	ACCUSOURCE HR INC			
	2/26 Background Screening	88313		1,546.45
	ACCUSOURCE HR INC		$	1,546.45
ACH	ON CALL MECHANICAL SERVICES IN			
	VQUI1102 BIT Inspection 2/24	7982		160.00
	VQUI2002 03/04 Testing	7979		160.00
	VQUI20013/04 Testing	7978		160.00
	ON CALL MECHANICAL SERVICES IN		$	480.00

Check	Payee / Description			Amount
ACH	ECONOMIC ALTERNATIVES INC			
	3/26 Monthly Water Treatment Service	CINV54538		927.50
	ECONOMIC ALTERNATIVES INC		$	927.50
ACH	HARKEY COMPLIANCE			
	3/3/26 Designated Operator Inspection Sv	4268		200.00
	HARKEY COMPLIANCE		$	200.00
ACH	DIVERSIFIED THERMAL SERVICES I			
	HQ-2/26 HVAC Manit Contract Svcs	S412442		2,696.00
	DIVERSIFIED THERMAL SERVICES I		$	2,696.00
ACH	SOLENIS LLC			
	RP1-32,102 Lbs Zetag Polymers	135427023		55,986.65
	SOLENIS LLC		$	55,986.65
ACH	RUTH VILLALOBOS & ASSOCIATES			
	EN19001/EN19006-1/26 Prof Svcs	1901		419.00
	RUTH VILLALOBOS & ASSOCIATES		$	419.00
ACH	IEUA EMPLOYEES' ASSOCIATION			
	P/R 6 3/20/26 Employee Ded	HR 0152300		135.00
	IEUA EMPLOYEES' ASSOCIATION		$	135.00
ACH	IEUA SUPERVISORS UNION ASSOCIA			
	P/R 6 3/20/26 Employee Ded	HR 0152300		360.00
	IEUA SUPERVISORS UNION ASSOCIA		$	360.00
ACH	IEUA GENERAL EMPLOYEES ASSOCIA			
	P/R 6 3/20/26 Employee Ded	HR 0152300		1,249.10
	IEUA GENERAL EMPLOYEES ASSOCIA		$	1,249.10
ACH	INLAND EMPIRE UNITED WAY			
	P/R 6 3/20/26 Employee Ded	HR 0152300		11.00
	INLAND EMPIRE UNITED WAY		$	11.00
ACH	IEUA PROFESSIONAL EMPLOYEES AS			
	P/R 6 3/20/26 Employee Ded	HR 0152300		768.00
	IEUA PROFESSIONAL EMPLOYEES AS		$	768.00
ACH	WEX HEALTH INC			
	P/R 6 3/20/26 Cafeteria Plan	HR 0152300		8,577.11
	WEX HEALTH INC		$	8,577.11
ACH	CITY EMPLOYEES ASSOCIATES			
	P/R 6 3/20/26 Employee Ded	HR 0152300		600.00

Check	Payee / Description			Amount
		CITY EMPLOYEES ASSOCIATES	$	600.00
ACH	ELIE, STEVE			
	Elie,S-ExpRpt-2/25-2/26 Urban Wtr Inst C	TE 2/25-26 UR		590.31
		ELIE, STEVE	$	590.31
ACH	BUGARIN, AMANDA			
	MlgReim-2/18 Mtg for Racking System & Fo	MLG 2/18/26		31.90
		BUGARIN, AMANDA	$	31.90
ACH	HUYNH, DAVID			
	EdReim-PrepFE Course	EDU25/26-PREP		187.76
		HUYNH, DAVID	$	187.76
ACH	MARTINEZ MORENO, ALEJANDRO			
	WEEA Screening at Santiago Canyon Colleg	MLG 2/24/26		29.00
		MARTINEZ MORENO, ALEJANDRO	$	29.00
ACH	W A RASIC CONSTRUCTION CO INC			
	EN22022-02/26 Pay Est 3	PE 3-EN22022		263,720.00
	EN26044.02-2/26 Pay Est 1	PE 1-EN26044.		20,833.00
		W A RASIC CONSTRUCTION CO INC	$	284,553.00
ACH	W M LYLES COMPANY			
	EN22044-2/26 Pay Est 11	PE 11-EN22044		820,779.16
	EN19006-2/26 Pay Est 64	PE 64-EN19006		63,706.48
	EN19001-2/26 Pay Est 64	PE 64-EN19001		424,021.06
		W M LYLES COMPANY	$	1,308,506.70
ACH	BIG SKY ELECTRIC INC			
	EN26001-02/26 Pay Est 1	PE 1-EN26001		87,875.00
		BIG SKY ELECTRIC INC	$	87,875.00
ACH	FERREIRA CONSTRUCTION COMPANY			
	EN24059-2/26 Pay Est 1	PE 01-EN24059		498,940.00
		FERREIRA CONSTRUCTION COMPANY	$	498,940.00
ACH	GARNEY PACIFIC INC			
	EN17006-2/2/26 PE Est 34	PE 34-RN17006		307,388.98
		GARNEY PACIFIC INC	$	307,388.98
ACH	LEED ELECTRIC INC			
	EN26004-2/26 Pay Est 1	PE 1-EN26004		194,245.01
		LEED ELECTRIC INC	$	194,245.01
ACH	FISHER SCIENTIFIC			
	SENSOR CAP REPLACEMENT	7274066		320.82
	TEST STRIP CHLORINE	7240197		197.66
	Lab-Tube Cult Disp,Catalist-Platinum	7210031		2,165.44

Check	Payee / Description			Amount
				- - - - - - - -
	FISHER SCIENTIFIC		$	2,683.92
ACH	JCI JONES CHEMICALS INC			
	RP1-4,808 Gal HYPOCHLORITE SOLUTION	992062		8,541.41
	RP4-4,915 Gal HYPOCHLORITE SOLUTION	992092		8,731.50
	CCWRF-4,863 Gal HYPOCHLORITE SOLUTION	992072		8,639.12
	RP1-4,928 Gal HYPOCHLORITE SOLUTION	991943		8,754.59
	RP5-4,857 Gal HYPOCHLORITE SOLUTION	992073		8,628.46
				- - - - - - - -
	JCI JONES CHEMICALS INC		$	43,295.08
ACH	TETRA TECH INC			
	EN16021-Qrtly Groundwater Monitoring Wel	52554246		277.60
				- - - - - - - -
	TETRA TECH INC		$	277.60
ACH	CAROLLO ENGINEERINGS INC			
	EN20057-2/26 Prof Svcs	FB78934		36,072.55
				- - - - - - - -
	CAROLLO ENGINEERINGS INC		$	36,072.55
ACH	TOM DODSON & ASSOCIATES			
	1/20-1/21/26 CEQA Support	IE-407-1		675.00
				- - - - - - - -
	TOM DODSON & ASSOCIATES		$	675.00
ACH	PROJECT PARTNERS INC			
	EN25022/EN25070 1/31-2/27 Prof Svcs	28554		12,100.00
	EN24023-1/31-2/27 Prof Svcs	28553		2,328.00
	46-2852 1/31-2/27 Prof Svcs	28555		13,585.00
				- - - - - - - -
	PROJECT PARTNERS INC		$	28,013.00
ACH	BABCOCK LABORATORIES, INC			
	Lab-EPA 1633 Perfluorinated Alkyl Acids	CB61580-2045		800.00
				- - - - - - - -
	BABCOCK LABORATORIES, INC		$	800.00
ACH	W A RASIC CONSTRUCTION CO INC			
	EN26052.03-Lvl 2 Emrgncy TO 010 RP1 Manh	346366		11,270.80
				- - - - - - - -
	W A RASIC CONSTRUCTION CO INC		$	11,270.80
ACH	PARSONS WATER & INFRASTRUCTURE			
	EN19001/EN19006-12/27-1/30/26 Prof Svcs	2602A937		139,201.98
				- - - - - - - -
	PARSONS WATER & INFRASTRUCTURE		$	139,201.98
ACH	GOLDEN STATE LABOR COMPLIANCE			
	EN17006 2/26 CCWRF ASSET MANAGEMENT AND	03.2026.05		2,606.00
				- - - - - - - -
	GOLDEN STATE LABOR COMPLIANCE		$	2,606.00
ACH	NATIONAL CONSTRUCTION RENTALS			
	RP1-3/5-4/1/26 HOLDING TANK - RENTAL	8136740		290.88
				- - - - - - - -
	NATIONAL CONSTRUCTION RENTALS		$	290.88

Check	Payee / Description			Amount
ACH	U S BANK			
	*4246 0445 5564 6425 3/26 - P-CARD	5564 6425 3/2		462,762.99
	U S BANK		$	462,762.99
ACH	DAVID WHEELER'S PEST CONTROL I			
	HQA/B-3/2 Rat Control Bait Refills	79833		542.00
	RP4-3/2/26 Monthly Pest Control,Refill B	79905		1,075.00
	DAVID WHEELER'S PEST CONTROL I		$	1,617.00
ACH	EUROFINS EATON ANALYTICAL LLC			
	2/11 GWR PFAS Short Chain (10 Analytes)	3800117394		650.00
	2/11 PFAS GWR Short Chain (10 Analytes)	3800117397		650.00
	2/25/26 GWR PFAS/ELLE SOP Analysis	3800117395		875.00
	EUROFINS EATON ANALYTICAL LLC		$	2,175.00
ACH	ARCADIS US INC			
	EN19001/EN19006-RP-5 Expansion 01/26 Pro	36108289		306,637.51
	ARCADIS US INC		$	306,637.51
ACH	PRIORITY BUILDING SERVICES LLC			
	2/26 RP5 Trailer Janitorial Svcs	99541		1,574.79
	PRIORITY BUILDING SERVICES LLC		$	1,574.79
ACH	MWH CONSTRUCTORS INC			
	EN20057 2/26 Prof Svcs	25007-04		10,560.00
	MWH CONSTRUCTORS INC		$	10,560.00
ACH	THE SOLIS GROUP			
	EN23000 2/26 Prof Svcs	17290		1,221.00
	THE SOLIS GROUP		$	1,221.00
ACH	VIDEO SERVICES			
	RP1-02/26 Audio Recording & Video Editin	307		1,075.00
	VIDEO SERVICES		$	1,075.00
ACH	GRANICUS LLC			
	2/26-2/27 LiveCast, Peak Magmt, Softwar	224634		30,456.66
	GRANICUS LLC		$	30,456.66
ACH	38DN POWER FUND 1 LLC			
	RP1/RP5/CCWRP-2/26 Energy Storage System	1068		10,458.33
	38DN POWER FUND 1 LLC		$	10,458.33
ACH	HUNT ORTMANN PALFFY NIEVES			
	EN19001 -2/26 Professional Svcs	117385		13,832.50
	HUNT ORTMANN PALFFY NIEVES		$	13,832.50
ACH	ESKER INC			

Check	Payee / Description			Amount
	2/26 Monthly Svcs/Time & Material	460327521		3,186.08
	ESKER INC		$	3,186.08
ACH	WECK LABORATORIES			
	2/2 Recycled Water Sample Analysis	W6C1217		3,790.00
	2/3 Quarterly Bioreceptors Lab Id# SL080	W6C0953		33,600.00
	2/3/26 Quarterly GWR Water	W6C0069		250.00
	WECK LABORATORIES		$	37,640.00
ACH	BRIGHTVIEW LANDSCAPE SERVICES			
	Turf Turnkey Baldwin ParkUnif	9667166		293,114.07
	BRIGHTVIEW LANDSCAPE SERVICES		$	293,114.07
ACH	TRINNEX INC			
	PL24003-11/30-01/31/26 DATAWAREHOUSE SY	90257030		62,690.00
	TRINNEX INC		$	62,690.00
ACH	SO CALIF EDISON			
	BrksRWTrnOt-2/17-3/17 4349 Orchard St	8002166155 3/		27.43
	MntclBsn-2/13-3/16 4700 San Jose	8000092569 2/		95.08
	BrksStBsn-2/13-3/16 10661 Silicon Ped	8000094378 2/		82.72
	SBLfStn-2/17-3/17 13707 San Bernardino A	8003058251 3/		8,287.88
	MWDTrnt-2/17-3/17 12100 E Banyan St	8004147332 3/		41.12
	SO CALIF EDISON		$	8,534.23
ACH	SO CALIF GAS			
	RP4-2/18-3/19 12811 6th St	12292917270 0		38.85
	SO CALIF GAS		$	38.85
ACH	FRONTIER COMMUNICATIONS HOLDIN			
	HQA&B-3/4-4/3 597-8702 Fx Tlphn	9095978702 3/		231.77
	PhilLS-3/4-4/3 947-3312	9099473312 3/		61.12
	PrdDchl-3/7-4/6 393-7323	9093937323 3/		123.75
	3/7-4/6 393-4827	9093934827 3/		729.69
	HQ-3/13-4/12 197-0876 Internet	7601970876 3/		2,758.42
	HQA-3/10-4/9 606-7364 Fx Tlphn	9096067364 3/		134.59
	GWR-3/7-4/6 FIOS-CBWCD	2091820808 3/		159.75
	IS-3/4-4/3 FIOS-IEUA Trailer	3231611510 3/		215.90
	PhilLS-3/4-4/3 041-8147 Tlmtry	2130418147 3/		142.28
	IS-3/3-4/3 DSL-6075 Kimball Ave	2131696528 3/		139.48
	HQ-3/4-4/3 FIOS Internet	2131572849 3/		365.48
	FRONTIER COMMUNICATIONS HOLDIN		$	5,062.23
ACH	COLONIAL LIFE & ACCIDENT INSUR			
	3/26 Disability, Cancer, Universal Term	7274194030131		187.22
	COLONIAL LIFE & ACCIDENT INSUR		$	187.22
ACH	MANTILLA, LAURA			
	Regional Womens Leadership Conference	MLG 1/27		34.80
	Pre-bid Job Walk for Project RW15003.06	MLG 10/2/25		20.44

Check	Payee / Description			Amount
	MANTILLA, LAURA		$	55.24
ACH	SCW CONTRACTING CORPORATION			
	RW15003.06 2/26 Pay Est 3	PE 3-RW15003.		105,564.00
	SCW CONTRACTING CORPORATION		$	105,564.00
ACH	SUN WIRELESS			
	EN19001.02-28/26 Pay Est 15	PE 15-EN19001		43,879.73
	SUN WIRELESS		$	43,879.73
ACH	FERREIRA CONSTRUCTION COMPANY			
	EN26044.01 2/26 Pay Est 1	PE 1-EN26044.		26,505.87
	EN23089.02-1/26 Pay Est 1	PE 1-EN23089.		147,250.00
	EN23089.02-2/26 Pay Est 2	PE 2-EN23089.		382,299.00
	EN19025-2/26 Pay Est 21	PE 21-EN19025		390,227.57
	FERREIRA CONSTRUCTION COMPANY		$	946,282.44
ACH	FRESNO FIRST BANK			
	EN19006-2/26 Pay Est 64	PE 64-EN19006		3,352.97
	EN19001-2/26 Pay Est 64	PE 64-EN19001		22,316.90
	FRESNO FIRST BANK		$	25,669.87
ACH	LEED ELECTRIC INC			
	EN23000-2/26 Pay Est 14	PE 14-EN23000		87,551.03
	LEED ELECTRIC INC		$	87,551.03
ACH	PREMIER VALLEY BANK A DIV UMB			
	EN22044-2/26 Pay Est 11	PE 11-EN22044		43,198.90
	PREMIER VALLEY BANK A DIV UMB		$	43,198.90
ACH	HARRINGTON INDUSTRIAL PLASTICS			
	GASKET GARLOCK DROP IN RING/Ball Valves	012O2458		469.96
	HARRINGTON INDUSTRIAL PLASTICS		$	469.96
ACH	JCI JONES CHEMICALS INC			
	RP5-4,756 Gal HYPOCHLORITE SOLUTION	992299		8,449.03
	RP1-4,891 Gal HYPOCHLORITE SOLUTION	992297		8,688.86
	CCWRF-4,031 Gal HYPOCHLORITE SOLUTION	992298		7,161.07
	RP1-4,897 Gal HYPOCHLORITE SOLUTION	992094		8,699.52
	RP1-4,715 Gal HYPOCHLORITE SOLUTION	992172		8,376.20
	RP1-4,907 Gal HYPOCHLORITE SOLUTION	992189		8,717.29
	JCI JONES CHEMICALS INC		$	50,091.97
ACH	ROYAL INDUSTRIAL SOLUTIONS			
	SAFETY RELAYS (GUARDMASTER)	6441-1176267		2,102.19
	SAFETY RELAYS (GUARDMASTER)	6441-1176478		1,401.46
	RP-1 E & I Repairs	6441-1174278		20,785.39
	Chassis, Kits, Controller, Modules, Conv	6441-1174666		27,078.83
	ROYAL INDUSTRIAL SOLUTIONS		$	51,367.87

Check	Payee / Description			Amount
ACH	UNIVAR SOLUTIONS USA INC			
	RP1- 12,415 DLB SOD BISULFITE 25% BULK	53758436		8,931.12
	UNIVAR SOLUTIONS USA INC		$	8,931.12
ACH	WAXIE SANITARY SUPPLY			
	Black liners	83843976		39.49
	Hand Sani, Soap, P-towels,K Tissue, Hand	83838818		4,202.83
	Desinfectant,Soap, Liners, had soap	83846235		2,812.88
	WAXIE SANITARY SUPPLY		$	7,055.20
ACH	PETE'S ROAD SERVICE			
	VEH1807-Rplc Tires,Valve Stems	26-0904303-00		1,164.71
	PETE'S ROAD SERVICE		$	1,164.71
ACH	GRAINGER INC			
	Cleaner Cartridges,Danger Tags,Disp Resp	9831594917		3,401.82
	WEDGE V-BELT, SBR, B133, 136 IN	9830641446		370.27
	GRAINGER INC		$	3,772.09
ACH	KONICA MINOLTA BUSINESS SOLUTI			
	HQB-3/1-3/08/26 Copier Ovr/Mnt	507140043		8.94
	KONICA MINOLTA BUSINESS SOLUTI		$	8.94
ACH	AGM ELECTRONICS INC			
	Frequency Transmitters	2204M		420.22
	AGM ELECTRONICS INC		$	420.22
ACH	CAROLLO ENGINEERINGS INC			
	EN26037-2/26 Prof Svcs	FB80076		5,203.16
	EN25036-2/26 Prof Svcs	FB80073		8,944.87
	EN26059.02 2/26 Prof. Svcs	FB80074		9,340.30
	EN26048 2/26 Prof Svcs	FB80078		13,202.49
	EN26059.02 02/26 Prof Svcs	FB80077		16,337.30
	CAROLLO ENGINEERINGS INC		$	53,028.12
ACH	TOM DODSON & ASSOCIATES			
	2/5-2/27/26 CEQA Support	IE353 26-3		10,350.00
	TOM DODSON & ASSOCIATES		$	10,350.00
ACH	LIEBERT CASSIDY WHITMORE			
	3/26 Legal Services	318359		1,056.00
	2/26 Legal Svcs	318360		90.00
	2/26 Legal Services	318361		6,301.50
	LIEBERT CASSIDY WHITMORE		$	7,447.50
ACH	MPS SECURITY			
	RP1 2/26 Security Svcs-Guard Shack	4648		6,088.42
	HQA 2/26 Security Svcs - Front Desk Guar	4643		4,380.12
	MPS SECURITY		$	10,468.54

Check	Payee / Description			Amount
ACH	KENNEDY/JENKS CONSULTANTS INC			
	46-3021 02/26 Prof Svcs	186420		28,206.25
	KENNEDY/JENKS CONSULTANTS INC		$	28,206.25
ACH	CHINO HILLS FORD			
	VEH 1909 3/12 Parts and Service	FOCS93270		1,980.90
	VEH1820-Oil Change,Wipers	F0CS90785		220.85
	VEH 2101 3/17 Parts and Service	FOCS93494		1,714.40
	CHINO HILLS FORD		$	3,916.15
ACH	THE NATIONAL THEATRE FOR CHILD			
	25/26 Conservation Cove Live In-School W	3244		13,673.00
	THE NATIONAL THEATRE FOR CHILD		$	13,673.00
ACH	INLAND EMPIRE MEDIA GROUP INC			
	April 2026 Ad Placement	INV53756		750.00
	INLAND EMPIRE MEDIA GROUP INC		$	750.00
ACH	ROBERT HALF MANAGEMENT RESOURC			
	Hernandez,Sal 03/20/2026	66041236		4,160.00
	Hernandez,Sal 03/13/2026	66017444		4,160.00
	Mosley,Jocelyn 03/20/2026	66041240		5,200.00
	Rapisora,Krishna Ma T 03/20/2026	66030927		3,840.00
	Mosley,Jocelyn 03/13/2026	66017455		5,200.00
	Kasfy,Rula 03/20/2026	66029706		509.30
	ROBERT HALF MANAGEMENT RESOURC		$	23,069.30
ACH	RSD			
	PLEATED FILTER	55457138-00		1,672.49
	RSD		$	1,672.49
ACH	SUN WIRELESS			
	IS25009 TEST KITS	26017		12,582.70
	SUN WIRELESS		$	12,582.70
ACH	ALTA FOODCRAFT			
	Coffee, Stirrers	12612720		554.58
	ALTA FOODCRAFT		$	554.58
ACH	SNAP GRAPHICS & DESIGN			
	T-Shirts-Earth Day 2026	30488		16,087.08
	SNAP GRAPHICS & DESIGN		$	16,087.08
ACH	CALIFORNIA WATER TECHNOLOGIES			
	PhilLS- 43,620 Lbs Ferric Chloride Solut	50261		12,176.06
	PhilLS- 41,720 Lbs Ferric Chloride Solut	50231		11,617.56
	RP1-41,680 Lbs Ferric Chloride Solution	50236		11,690.74
	CALIFORNIA WATER TECHNOLOGIES		$	35,484.36

Check	Payee / Description			Amount
ACH	PRIORITY BUILDING SERVICES LLC			
	ALL-1/26 Janitorial Svcs	99208		21,717.10
	ALL-2/28 Janitorial Svcs	99539		24,407.34
	PRIORITY BUILDING SERVICES LLC		$	46,124.44
ACH	MICHAEL BAKER INTERNATIONAL IN			
	EN24023-11/24-12/31 Prof Svcs	1274655B		3,293.50
	MICHAEL BAKER INTERNATIONAL IN		$	3,293.50
ACH	THE SOLIS GROUP			
	WU24016 2/26 Prof Svcs	17292		1,775.00
	THE SOLIS GROUP		$	1,775.00
ACH	CAPO PROJECTS GROUP LLC			
	EN13016.05-2/26 Prof Svcs	11538		1,503.00
	CAPO PROJECTS GROUP LLC		$	1,503.00
ACH	ON CALL MECHANICAL SERVICES IN			
	VEH0613 3/16 Service on AC	8039		1,457.64
	VQUl1900 3/02 Test and Calibration	8033		800.00
	VQUI0700 3/16 Parts and Service	8034		6,176.10
	Inspected pressure washer	8038		160.00
	ON CALL MECHANICAL SERVICES IN		$	8,593.74
ACH	FLYERS ENERGY LLC			
	RP1-2,700 Gal R99 Renewable Diesel	26-579426A		12,431.99
	FLYERS ENERGY LLC		$	12,431.99
ACH	FISHER ROSEMOUNT SYSTEMS INC			
	Level and Flow Tran, CABLE ASSEMBLY, SUR	31170318		1,685.22
	FISHER ROSEMOUNT SYSTEMS INC		$	1,685.22
ACH	INFINITE CONTROL SYSTEMS INC			
	46-3676-3/26 Building Monthly maintenanc	6191		3,211.60
	INFINITE CONTROL SYSTEMS INC		$	3,211.60
ACH	BIG O FLOORING INC			
	install Dur-A-Flex Hybri-Flex EQ floorin	30520261		10,950.00
	BIG O FLOORING INC		$	10,950.00
ACH	BLUEYEQ LLC			
	EN25064-Remote Vibration Monitoring	I-260305-01		146,787.55
	BLUEYEQ LLC		$	146,787.55
ACH	LEARN 4.0 LLC			
	Trng-3/10-12 & 3/16-18 Crtfd Mnt & Rlblt	L4_INVOICE_20		29,600.00
	LEARN 4.0 LLC		$	29,600.00

Check	Payee / Description			Amount
ACH	GCAP SERVICES INC			
	EN24023.01 1/26- 02/26 Prof Svcs	26-08278		1,572.50
	EN26053.01 12/25-02/26 Prof Svcs	26-08242		2,546.25
	GCAP SERVICES INC		$	4,118.75
ACH	WSP USA INC			
	46-2855-12/25 Prof Svcs	40299239		13,439.00
	WSP USA INC		$	13,439.00
ACH	KAYUGA SOLUTION INC			
	EN25048 02/26 Prof Svcs	INV-AHAC-002		26,292.50
	KAYUGA SOLUTION INC		$	26,292.50
ACH	AQUATIC TESTING LABORATORIES I			
	RP-1 3/26 Ceriodaphnia Chronic & Reprodu	260125		2,150.00
	AQUATIC TESTING LABORATORIES I		$	2,150.00
ACH	CERTIFIED REFINISHERS LLC			
	Tile Wall Refinishing Svcs	13051		4,200.00
	CERTIFIED REFINISHERS LLC		$	4,200.00
ACH	SETRA SYSTEMS LLC			
	RP1-Transmitter	1571645		3,118.22
	SETRA SYSTEMS LLC		$	3,118.22
ACH	SO CALIF GAS			
	RP4-2/19-3/20 12811 6th St	15032415000 0		453.31
	TP1-2/19-3/20 2564 Walnut St	14822415007 0		54.02
	SO CALIF GAS		$	507.33
ACH	BUELL JR., GARRY			
	Buell,G-ExpRpt-Mlg-11/4-11/7 SWMOA Conf	T00936 11/4-7		112.14
	BUELL JR., GARRY		$	112.14
ACH	BREIG, ANNA			
	Reim Monthly Health Prem	HEALTH PREM		194.83
	BREIG, ANNA		$	194.83
ACH	DYKSTRA, BETTY			
	Reim Monthly Health Prem	HEALTH PREM		194.83
	DYKSTRA, BETTY		$	194.83
ACH	MUELLER, CAROLYN			
	Reim Monthly Health Prem	HEALTH PREM		194.83
	MUELLER, CAROLYN		$	194.83
ACH	CANADA, ANGELA			

Check	Payee / Description			Amount
	Reim Monthly Health Prem	HEALTH PREM		194.83
				- - - - - - - -
	CANADA, ANGELA		$	194.83
ACH	CUPERSMITH, LEIZAR			
	Reim Monthly Health Prem	HEALTH PREM		16.42
				- - - - - - - -
	CUPERSMITH, LEIZAR		$	16.42
ACH	DELGADO-ORAMAS JR, JOSE			
	Reim Monthly Health Prem	HEALTH PREM		356.83
				- - - - - - - -
	DELGADO-ORAMAS JR, JOSE		$	356.83
ACH	GRANGER, BRANDON			
	Reim Monthly Health Prem	HEALTH PREM		175.08
				- - - - - - - -
	GRANGER, BRANDON		$	175.08
ACH	WEBB, DANNY C			
	Reim Monthly Health Prem	HEALTH PREM		162.00
				- - - - - - - -
	WEBB, DANNY C		$	162.00
ACH	HUMPHREYS, DEBORAH E			
	Reim Monthly Health Prem	HEALTH PREM		178.42
				- - - - - - - -
	HUMPHREYS, DEBORAH E		$	178.42
ACH	MOUAT, FREDERICK W			
	Reim Monthly Health Prem	HEALTH PREM		178.42
				- - - - - - - -
	MOUAT, FREDERICK W		$	178.42
ACH	MORGAN, GARTH R			
	Reim Monthly Health Prem	HEALTH PREM		162.00
				- - - - - - - -
	MORGAN, GARTH R		$	162.00
ACH	ALLINGHAM, JACK			
	Reim Monthly Health Prem	HEALTH PREM		16.42
				- - - - - - - -
	ALLINGHAM, JACK		$	16.42
ACH	MAZUR, JOHN			
	Reim Monthly Health Prem	HEALTH PREM		662.94
				- - - - - - - -
	MAZUR, JOHN		$	662.94
ACH	HAMILTON, MARIA			
	Reim Monthly Health Prem	HEALTH PREM		162.00
				- - - - - - - -
	HAMILTON, MARIA		$	162.00
ACH	FISHER, JAY			
	Reim Monthly Health Prem	HEALTH PREM		162.00
				- - - - - - - -
	FISHER, JAY		$	162.00

Check	Payee / Description			Amount
ACH	KING, PATRICK			
	Reim Monthly Health Prem	HEALTH PREM		16.42
	KING, PATRICK		$	16.42
ACH	DIETZ, JUDY			
	Reim Monthly Health Prem	HEALTH PREM		162.00
	DIETZ, JUDY		$	162.00
ACH	MONZAVI, TAGHI			
	Reim Monthly Health Prem	HEALTH PREM		16.42
	MONZAVI, TAGHI		$	16.42
ACH	PETERSEN, KENNETH			
	Reim Monthly Health Prem	HEALTH PREM		194.83
	PETERSEN, KENNETH		$	194.83
ACH	TIEGS, KATHLEEN			
	Reim Monthly Health Prem	HEALTH PREM		551.66
	TIEGS, KATHLEEN		$	551.66
ACH	DIGGS, GEORGE			
	Reim Monthly Health Prem	HEALTH PREM		356.83
	DIGGS, GEORGE		$	356.83
ACH	RODRIGUEZ, LOUIS			
	Reim Monthly Health Prem	HEALTH PREM		178.42
	RODRIGUEZ, LOUIS		$	178.42
ACH	VARBEL, VAN			
	Reim Monthly Health Prem	HEALTH PREM		356.83
	VARBEL, VAN		$	356.83
ACH	CLIFTON, NEIL			
	Reim Monthly Health Prem	HEALTH PREM		356.83
	CLIFTON, NEIL		$	356.83
ACH	CALLAHAN, CHARLES			
	Reim Monthly Health Prem	HEALTH PREM		13.08
	CALLAHAN, CHARLES		$	13.08
ACH	LESNIAKOWSKI, NORBERT			
	Reim Monthly Health Prem	HEALTH PREM		188.16
	LESNIAKOWSKI, NORBERT		$	188.16
ACH	VER STEEG, ALLEN J			
	Reim Monthly Health Prem	HEALTH PREM		175.08
	VER STEEG, ALLEN J		$	175.08

Check	Payee / Description			Amount
ACH	HACKNEY, GARY			
	Reim Monthly Health Prem	HEALTH PREM		356.83
				- - - - - - - -
	HACKNEY, GARY		$	356.83
ACH	TOL, HAROLD			
	Reim Monthly Health Prem	HEALTH PREM		188.16
				- - - - - - - -
	TOL, HAROLD		$	188.16
ACH	BANKSTON, GARY			
	Reim Monthly Health Prem	HEALTH PREM		194.83
				- - - - - - - -
	BANKSTON, GARY		$	194.83
ACH	ATWATER, RICHARD			
	Reim Monthly Health Prem	HEALTH PREM		162.00
				- - - - - - - -
	ATWATER, RICHARD		$	162.00
ACH	CARAZA, TERESA			
	Reim Monthly Health Prem	HEALTH PREM		16.42
				- - - - - - - -
	CARAZA, TERESA		$	16.42
ACH	ANDERSON, JOHN L			
	Reim Monthly Health Prem	HEALTH PREM		551.66
				- - - - - - - -
	ANDERSON, JOHN L		$	551.66
ACH	SANTA CRUZ, JACQUELYN			
	Reim Monthly Health Prem	HEALTH PREM		953.66
				- - - - - - - -
	SANTA CRUZ, JACQUELYN		$	953.66
ACH	HECK, ROSELYN			
	Reim Monthly Health Prem	HEALTH PREM		16.42
				- - - - - - - -
	HECK, ROSELYN		$	16.42
ACH	SOPICKI, LEO			
	Reim Monthly Health Prem	HEALTH PREM		350.16
				- - - - - - - -
	SOPICKI, LEO		$	350.16
ACH	GOSE, ROSEMARY			
	Reim Monthly Health Prem	HEALTH PREM		162.00
				- - - - - - - -
	GOSE, ROSEMARY		$	162.00
ACH	KEHL, BARRETT			
	Reim Monthly Health Prem	HEALTH PREM		162.00
				- - - - - - - -
	KEHL, BARRETT		$	162.00
ACH	RITCHIE, JANN			
	Reim Monthly Health Prem	HEALTH PREM		162.00
				- - - - - - - -

Check	Payee / Description			Amount
		RITCHIE, JANN	$	162.00
ACH	LONG, ROCKWELL DEE			
	Reim Monthly Health Prem	HEALTH PREM		194.83
				- - - - - - - -
		LONG, ROCKWELL DEE	$	194.83
ACH	FATTAHI, MIR			
	Reim Monthly Health Prem	HEALTH PREM		162.00
				- - - - - - - -
		FATTAHI, MIR	$	162.00
ACH	WALL, DAVID			
	Reim Monthly Health Prem	HEALTH PREM		178.42
				- - - - - - - -
		WALL, DAVID	$	178.42
ACH	CHUNG, MICHAEL			
	Reim Monthly Health Prem	HEALTH PREM		178.42
				- - - - - - - -
		CHUNG, MICHAEL	$	178.42
ACH	ADAMS, PAMELA			
	Reim Monthly Health Prem	HEALTH PREM		16.42
				- - - - - - - -
		ADAMS, PAMELA	$	16.42
ACH	BLASINGAME, MARY			
	Reim Monthly Health Prem	HEALTH PREM		194.83
				- - - - - - - -
		BLASINGAME, MARY	$	194.83
ACH	ANDERSON, KENNETH			
	Reim Monthly Health Prem	HEALTH PREM		178.42
				- - - - - - - -
		ANDERSON, KENNETH	$	178.42
ACH	MOE, JAMES			
	Reim Monthly Health Prem	HEALTH PREM		16.42
				- - - - - - - -
		MOE, JAMES	$	16.42
ACH	POLACEK, KEVIN			
	Reim Monthly Health Prem	HEALTH PREM		356.83
				- - - - - - - -
		POLACEK, KEVIN	$	356.83
ACH	ELROD, SONDRA			
	Reim Monthly Health Prem	HEALTH PREM		178.42
				- - - - - - - -
		ELROD, SONDRA	$	178.42
ACH	FRAZIER, JACK			
	Reim Monthly Health Prem	HEALTH PREM		13.08
				- - - - - - - -
		FRAZIER, JACK	$	13.08
ACH	HOAK, JAMES			
	Reim Monthly Health Prem	HEALTH PREM		162.00

Check	Payee / Description			Amount
				- - - - - - - -
		HOAK, JAMES	$	162.00
ACH	DEZHAM, PARIVASH			
	Reim Monthly Health Prem	HEALTH PREM		16.42
				- - - - - - - -
		DEZHAM, PARIVASH	$	16.42
ACH	FOLEY III, DANIEL J.			
	Reim Monthly Health Prem	HEALTH PREM		16.42
				- - - - - - - -
		FOLEY III, DANIEL J.	$	16.42
ACH	CLEVELAND, JAMES			
	Reim Monthly Health Prem	HEALTH PREM		162.00
				- - - - - - - -
		CLEVELAND, JAMES	$	162.00
ACH	LANGNER, CAMERON			
	Reim Monthly Health Prem	HEALTH PREM		194.83
				- - - - - - - -
		LANGNER, CAMERON	$	194.83
ACH	HAMILTON, LEANNE			
	Reim Monthly Health Prem	HEALTH PREM		13.08
				- - - - - - - -
		HAMILTON, LEANNE	$	13.08
ACH	HOOSHMAND, RAY			
	Reim Monthly Health Prem	HEALTH PREM		162.00
				- - - - - - - -
		HOOSHMAND, RAY	$	162.00
ACH	POOLE, PHILLIP			
	Reim Monthly Health Prem	HEALTH PREM		16.42
				- - - - - - - -
		POOLE, PHILLIP	$	16.42
ACH	ADAMS, BARBARA			
	Reim Monthly Health Prem	HEALTH PREM		175.08
				- - - - - - - -
		ADAMS, BARBARA	$	175.08
ACH	RUESCH, GENECE			
	Reim Monthly Health Prem	HEALTH PREM		13.08
				- - - - - - - -
		RUESCH, GENECE	$	13.08
ACH	VANDERPOOL, LARRY			
	Reim Monthly Health Prem	HEALTH PREM		188.16
				- - - - - - - -
		VANDERPOOL, LARRY	$	188.16
ACH	AMBROSE, JEFFREY			
	Reim Monthly Health Prem	HEALTH PREM		356.83
				- - - - - - - -
		AMBROSE, JEFFREY	$	356.83
ACH	MERRILL, DIANE			

Check	Payee / Description			Amount
	Reim Monthly Health Prem	HEALTH PREM		175.08
				- - - - - - - -
	MERRILL, DIANE		$	175.08
ACH	HOUSER, RODERICK A			
	Reim Monthly Health Prem	HEALTH PREM		874.56
				- - - - - - - -
	HOUSER, RODERICK A		$	874.56
ACH	RUSSO, VICKI			
	Reim Monthly Health Prem	HEALTH PREM		16.42
				- - - - - - - -
	RUSSO, VICKI		$	16.42
ACH	HUSS, KERRY			
	Reim Monthly Health Prem	HEALTH PREM		188.16
				- - - - - - - -
	HUSS, KERRY		$	188.16
ACH	BINGHAM, GREGG			
	Reim Monthly Health Prem	HEALTH PREM		194.83
				- - - - - - - -
	BINGHAM, GREGG		$	194.83
ACH	CHARLES, DAVID			
	Reim Monthly Health Prem	HEALTH PREM		162.00
				- - - - - - - -
	CHARLES, DAVID		$	162.00
ACH	YEBOAH, ERNEST			
	Reim Monthly Health Prem	HEALTH PREM		162.00
				- - - - - - - -
	YEBOAH, ERNEST		$	162.00
ACH	ALVARADO, ROSEMARY			
	Reim Monthly Health Prem	HEALTH PREM		194.83
				- - - - - - - -
	ALVARADO, ROSEMARY		$	194.83
ACH	BARELA, GEORGE			
	Reim Monthly Health Prem	HEALTH PREM		162.00
				- - - - - - - -
	BARELA, GEORGE		$	162.00
ACH	FETZER, ROBERT			
	Reim Monthly Health Prem	HEALTH PREM		969.05
				- - - - - - - -
	FETZER, ROBERT		$	969.05
ACH	SPAETH, ERIC			
	Reim Monthly Health Prem	HEALTH PREM		16.42
				- - - - - - - -
	SPAETH, ERIC		$	16.42
ACH	ROOS, JAMES			
	Reim Monthly Health Prem	HEALTH PREM		194.83
				- - - - - - - -
	ROOS, JAMES		$	194.83

Check	Payee / Description			Amount
ACH	MULLANEY, JOHN			
	Reim Monthly Health Prem	HEALTH PREM		484.53
	MULLANEY, JOHN		$	484.53
ACH	PACE, BRIAN			
	Reim Monthly Health Prem	HEALTH PREM		537.48
	PACE, BRIAN		$	537.48
ACH	KING, JOSEPH			
	Reim Monthly Health Prem	HEALTH PREM		162.00
	KING, JOSEPH		$	162.00
ACH	VILLALOBOS, HECTOR			
	Reim Monthly Health Prem	HEALTH PREM		322.53
	VILLALOBOS, HECTOR		$	322.53
ACH	BAXTER, KATHLEEN			
	Reim Monthly Health Prem	HEALTH PREM		16.42
	BAXTER, KATHLEEN		$	16.42
ACH	PENMAN, DAVID			
	Reim Monthly Health Prem	HEALTH PREM		807.05
	PENMAN, DAVID		$	807.05
ACH	ANGIER, RICHARD			
	Reim Monthly Health Prem	HEALTH PREM		807.05
	ANGIER, RICHARD		$	807.05
ACH	MERRILL, DEBORAH			
	Reim Monthly Health Prem	HEALTH PREM		178.42
	MERRILL, DEBORAH		$	178.42
ACH	O'DEA, KRISTINE			
	Reim Monthly Health Prem	HEALTH PREM		178.42
	O'DEA, KRISTINE		$	178.42
ACH	OAKDEN, LISA			
	Reim Monthly Health Prem	HEALTH PREM		969.05
	OAKDEN, LISA		$	969.05
ACH	LAUGHLIN, JOHN			
	Reim Monthly Health Prem	HEALTH PREM		162.00
	LAUGHLIN, JOHN		$	162.00
ACH	HUGHBANKS, ROGER			
	Reim Monthly Health Prem	HEALTH PREM		16.42
	HUGHBANKS, ROGER		$	16.42

Check	Payee / Description			Amount
ACH	SPENDLOVE, DANNY			
	Reim Monthly Health Prem	HEALTH PREM		178.42
	SPENDLOVE, DANNY		$	178.42
ACH	HOULIHAN, JESSE			
	Reim Monthly Health Prem	HEALTH PREM		16.42
	HOULIHAN, JESSE		$	16.42
ACH	WARMAN, EVELYN			
	Reim Monthly Health Prem	HEALTH PREM		16.42
	WARMAN, EVELYN		$	16.42
ACH	HERNANDEZ, DELIA			
	Reim Monthly Health Prem	HEALTH PREM		178.42
	HERNANDEZ, DELIA		$	178.42
ACH	GUARDIANO, GARY			
	Reim Monthly Health Prem	HEALTH PREM		178.42
	GUARDIANO, GARY		$	178.42
ACH	POMERLEAU, THOMAS			
	Reim Monthly Health Prem	HEALTH PREM		178.42
	POMERLEAU, THOMAS		$	178.42
ACH	BARRER, SATURNINO			
	Reim Monthly Health Prem	HEALTH PREM		484.53
	BARRER, SATURNINO		$	484.53
ACH	LACEY, STEVEN			
	Reim Monthly Health Prem	HEALTH PREM		1,097.77
	LACEY, STEVEN		$	1,097.77
ACH	MILLS, JOHN			
	Reim Monthly Health Prem	HEALTH PREM		16.42
	MILLS, JOHN		$	16.42
ACH	REED, RANDALL			
	Reim Monthly Health Prem	HEALTH PREM		969.05
	REED, RANDALL		$	969.05
ACH	RAMIREZ, REBECCA			
	Reim Monthly Health Prem	HEALTH PREM		484.53
	RAMIREZ, REBECCA		$	484.53
ACH	RAZAK, HALLA			
	Reim Monthly Health Prem	HEALTH PREM		162.00

Check	Payee / Description			Amount
		RAZAK, HALLA	$	162.00
ACH	OSBORN, CINDY L			
	Reim Monthly Health Prem	HEALTH PREM		178.42
		OSBORN, CINDY L	$	178.42
ACH	FESTA, GARY			
	Reim Monthly Health Prem	HEALTH PREM		699.48
		FESTA, GARY	$	699.48
ACH	MENDEZ, DAVID G			
	Reim Monthly Health Prem	HEALTH PREM		16.42
		MENDEZ, DAVID G	$	16.42
ACH	DELGADO, FLOR MARIA			
	Reim Monthly Health Prem	HEALTH PREM		162.00
		DELGADO, FLOR MARIA	$	162.00
ACH	GROENVELD, NELLETJE			
	Reim Monthly Health Prem	HEALTH PREM		322.53
		GROENVELD, NELLETJE	$	322.53
ACH	BATONGMALAQUE, CHARLIE L			
	Reim Monthly Health Prem	HEALTH PREM		194.83
		BATONGMALAQUE, CHARLIE L	$	194.83
ACH	BOBBITT, JOHN			
	Reim Monthly Health Prem	HEALTH PREM		162.00
		BOBBITT, JOHN	$	162.00
ACH	NEIGHBORS, CLAUDIA			
	Reim Monthly Health Prem	HEALTH PREM		178.42
		NEIGHBORS, CLAUDIA	$	178.42
ACH	JONES, LONDON S			
	Reim Monthly Health Prem	HEALTH PREM		13.08
		JONES, LONDON S	$	13.08
ACH	CHENG, TINA Y			
	Reim Monthly Health Prem	HEALTH PREM		194.83
		CHENG, TINA Y	$	194.83
ACH	JACKSON, PATRICIA M			
	Reim Monthly Health Prem	HEALTH PREM		178.42
		JACKSON, PATRICIA M	$	178.42
ACH	GIBSON, CONSTANCE A			
	Reim Monthly Health Prem	HEALTH PREM		162.00

Check	Payee / Description			Amount
				- - - - - - - -
		GIBSON, CONSTANCE A	$	162.00
ACH	GU, JASON			
	Reim Monthly Health Prem	HEALTH PREM		178.42
				- - - - - - - -
		GU, JASON	$	178.42
ACH	KOPP, LINDA L			
	Reim Monthly Health Prem	HEALTH PREM		16.42
				- - - - - - - -
		KOPP, LINDA L	$	16.42
ACH	SCHERCK, JOHN			
	Reim Monthly Health Prem	HEALTH PREM		178.42
				- - - - - - - -
		SCHERCK, JOHN	$	178.42
ACH	SOELTER, PETER M			
	Reim Monthly Health Prem	HEALTH PREM		162.00
				- - - - - - - -
		SOELTER, PETER M	$	162.00
ACH	WOODRUFF, APRIL F			
	Reim Monthly Health Prem	HEALTH PREM		16.42
				- - - - - - - -
		WOODRUFF, APRIL F	$	16.42
ACH	ELEBY, CRYSTAL			
	Reim Monthly Health Prem	HEALTH PREM		13.08
				- - - - - - - -
		ELEBY, CRYSTAL	$	13.08
ACH	BUCHANAN, JAMES S			
	Reim Monthly Health Prem	HEALTH PREM		162.00
				- - - - - - - -
		BUCHANAN, JAMES S	$	162.00
ACH	LUCAS, LARRY			
	Reim Monthly Health Prem	HEALTH PREM		162.00
				- - - - - - - -
		LUCAS, LARRY	$	162.00
ACH	GARCIA, PAUL			
	Reim Monthly Health Prem	HEALTH PREM		969.05
				- - - - - - - -
		GARCIA, PAUL	$	969.05
ACH	LOPEZ, MARK A			
	Reim Monthly Health Prem	HEALTH PREM		178.42
				- - - - - - - -
		LOPEZ, MARK A	$	178.42
ACH	SANTA CRUZ, VICTOR			
	Reim Monthly Health Prem	HEALTH PREM		791.66
				- - - - - - - -
		SANTA CRUZ, VICTOR	$	791.66
ACH	TRAUGOTT, JEFFREY P			

Check	Payee / Description			Amount
	Reim Monthly Health Prem	HEALTH PREM		178.42
				- - - - - - - -
	TRAUGOTT, JEFFREY P		$	178.42
ACH	RIVERA, VINCENT J			
	Reim Monthly Health Prem	HEALTH PREM		356.83
				- - - - - - - -
	RIVERA, VINCENT J		$	356.83
ACH	DOAN, KHANH V			
	Reim Monthly Health Prem	HEALTH PREM		969.05
				- - - - - - - -
	DOAN, KHANH V		$	969.05
ACH	ARGUELLES, ALEX			
	Reim Monthly Health Prem	HEALTH PREM		807.05
				- - - - - - - -
	ARGUELLES, ALEX		$	807.05
ACH	PROCTOR, CRAIG			
	Reim Monthly Health Prem	HEALTH PREM		500.94
				- - - - - - - -
	PROCTOR, CRAIG		$	500.94
ACH	STONE, VICTORIA L			
	Reim Monthly Health Prem	HEALTH PREM		807.05
				- - - - - - - -
	STONE, VICTORIA L		$	807.05
ACH	KREIMEYER, CARL L			
	Reim Monthly Health Prem	HEALTH PREM		484.53
				- - - - - - - -
	KREIMEYER, CARL L		$	484.53
ACH	CHAVEZ, NESTOR			
	Reim Monthly Health Prem	HEALTH PREM		484.53
				- - - - - - - -
	CHAVEZ, NESTOR		$	484.53
ACH	CUNNINGHAM, RICHARD A			
	Reim Monthly Health Prem	HEALTH PREM		178.42
				- - - - - - - -
	CUNNINGHAM, RICHARD A		$	178.42
ACH	MYERS, ALAN R			
	Reim Monthly Health Prem	HEALTH PREM		162.00
				- - - - - - - -
	MYERS, ALAN R		$	162.00
ACH	MCCHRISTY, KAREN			
	Reim Monthly Health Prem	HEALTH PREM		178.42
				- - - - - - - -
	MCCHRISTY, KAREN		$	178.42
ACH	ROSALES, TIMOTEO P			
	Reim Monthly Health Prem	HEALTH PREM		662.94
				- - - - - - - -
	ROSALES, TIMOTEO P		$	662.94

Check	Payee / Description			Amount
ACH	PELLY, GARY			
	Reim Monthly Health Prem	HEALTH PREM		175.08
	PELLY, GARY		$	175.08
ACH	GUTIERREZ, MICHAEL C			
	Reim Monthly Health Prem	HEALTH PREM		16.42
	GUTIERREZ, MICHAEL C		$	16.42
ACH	ROBISON, JOHN			
	Reim Monthly Health Prem	HEALTH PREM		162.00
	ROBISON, JOHN		$	162.00
ACH	DELZER, HARLAN D			
	Reim Monthly Health Prem	HEALTH PREM		356.83
	DELZER, HARLAN D		$	356.83
ACH	OAKDEN, SCOTT A			
	Reim Monthly Health Prem	HEALTH PREM		807.05
	OAKDEN, SCOTT A		$	807.05
ACH	HEIN, DAVID J			
	Reim Monthly Health Prem	HEALTH PREM		178.42
	HEIN, DAVID J		$	178.42
ACH	VALENCIA, CHRISTINA			
	Reim Monthly Health Prem	HEALTH PREM		178.42
	VALENCIA, CHRISTINA		$	178.42
ACH	FRESQUEZ, ADRIAN			
	Reim Monthly Health Prem	HEALTH PREM		484.53
	FRESQUEZ, ADRIAN		$	484.53
ACH	MALDONADO, ARTHUR			
	Reim Monthly Health Prem	HEALTH PREM		16.42
	MALDONADO, ARTHUR		$	16.42
ACH	SARMIENTO, JESSICA			
	Reim Monthly Health Prem	HEALTH PREM		322.53
	SARMIENTO, JESSICA		$	322.53
ACH	VANBREUKELEN, ALBERT			
	Reim Monthly Health Prem	HEALTH PREM		162.00
	VANBREUKELEN, ALBERT		$	162.00
ACH	O'BRIEN, MICHELLE			
	Reim Monthly Health Prem	HEALTH PREM		178.42
	O'BRIEN, MICHELLE		$	178.42

Check	Payee / Description			Amount
ACH	AVILA, GLORIA			
	Reim Monthly Health Prem	HEALTH PREM		16.42
	AVILA, GLORIA		$	16.42
ACH	MALKANI, SURESH			
	Reim Monthly Health Prem	HEALTH PREM		484.53
	MALKANI, SURESH		$	484.53
ACH	JONES, ALLAN D			
	Reim Monthly Health Prem	HEALTH PREM		16.42
	JONES, ALLAN D		$	16.42
ACH	VARGAS, CARLOS A			
	Reim Monthly Health Prem	HRALTH PREM		162.00
	VARGAS, CARLOS A		$	162.00
ACH	NORIEGA, MANUEL			
	Reim Monthly Health Prem	HEALTH PREM		16.42
	NORIEGA, MANUEL		$	16.42
ACH	KLING, WANDA			
	Reim Monthly Health Prem	HEALTH PREM		178.42
	KLING, WANDA		$	178.42
ACH	RUSSO, EFRAIN			
	Reim Monthly Health Prem	HEALTH PREM		178.42
	RUSSO, EFRAIN		$	178.42
ACH	MEDEIROS, SHAWN			
	Reim Monthly Health Prem	HEALTH PREM		1,097.77
	MEDEIROS, SHAWN		$	1,097.77
ACH	WITTE, ANGELA			
	Reim Monthly Health Prem	HEALTH PREM		178.42
	WITTE, ANGELA		$	178.42
ACH	MORGAN-PERALES, LISA			
	Reim Monthly Health Prem	HEALTH PREM		322.53
	MORGAN-PERALES, LISA		$	322.53
ACH	DELGADO-ORAMAS III, JOSE M			
	Reim Monthly Health Prem	HEALTH PREM		1,097.77
	DELGADO-ORAMAS III, JOSE M		$	1,097.77
ACH	GLAZIER, JONATHAN			
	Reim Monthly Health Prem	HEALTH PREM		162.00

Check	Payee / Description			Amount
		GLAZIER, JONATHAN	$	162.00
ACH	REYES, RAYMOND G			
	Reim Monthly Health Prem	HEALTH PREM		322.53
				- - - - - - - -
		REYES, RAYMOND G	$	322.53
ACH	KILE, WALLACE EDWARD			
	Reim Monthly Health Prem	HEALTH PREM		13.08
				- - - - - - - -
		KILE, WALLACE EDWARD	$	13.08
ACH	SKINNER, JOHN H			
	Reim Monthly Health Prem	HEALTH PREM		1,259.77
				- - - - - - - -
		SKINNER, JOHN H	$	1,259.77
ACH	ESTRADA, HELEN L			
	Reim Monthly Health Prem	HEALTH PREM		194.83
				- - - - - - - -
		ESTRADA, HELEN L	$	194.83
ACH	GADDY, FERRY D			
	Reim Monthly Health Prem	HEALTH PREM		175.08
				- - - - - - - -
		GADDY, FERRY D	$	175.08
ACH	SCHLAPKOHL, KATHRYN A			
	Reim Monthly Health Prem	HEALTH PREM		162.00
				- - - - - - - -
		SCHLAPKOHL, KATHRYN A	$	162.00
ACH	ARCHER, WILLIAM			
	Reim Monthly Health Prem	HEALTH PREM		484.53
				- - - - - - - -
		ARCHER, WILLIAM	$	484.53
ACH	HAYES, MYRNA			
	Reim Monthly Health Prem	HEALTH PREM		194.83
				- - - - - - - -
		HAYES, MYRNA	$	194.83
ACH	BARKER, JOHN M.			
	Reim Monthly Health Prem	HEALTH PREM		807.05
				- - - - - - - -
		BARKER, JOHN M.	$	807.05
ACH	HORNE, JACQUELINE			
	Reim Monthly Health Prem	HEALTH PREM		188.16
				- - - - - - - -
		HORNE, JACQUELINE	$	188.16
ACH	ALONSO JR, RONALD C			
	Reim Monthly Health Prem	HEALTH PREM		322.53
				- - - - - - - -
		ALONSO JR, RONALD C	$	322.53
ACH	GUZMAN, MARIA			
	Reim Monthly Health Prem	HEALTH PREM		484.53

Check	Payee / Description			Amount
				- - - - - - -
		GUZMAN, MARIA	$	484.53
ACH	CASHION, LAURA			
	Reim Monthly Health Prem	HEALTH PREM		16.42
				- - - - - - -
		CASHION, LAURA	$	16.42
ACH	CHEN, TING			
	Reim Monthly Health Prem	HEALTH PREM		322.53
				- - - - - - -
		CHEN, TING	$	322.53
ACH	SPRINGER, DONNA			
	Reim Monthly Health Prem	HEALTH PREM		162.00
				- - - - - - -
		SPRINGER, DONNA	$	162.00
ACH	QUINN, CASEY			
	Reim Monthly Health Prem	HEALTH PREM		162.00
				- - - - - - -
		QUINN, CASEY	$	162.00
ACH	SAHAGUN, ALEX			
	Reim Monthly Health Prem	HEALTH PREM		322.53
				- - - - - - -
		SAHAGUN, ALEX	$	322.53
ACH	ZIEGENBEIN, JEFF			
	Reim Monthly Health Prem	HEALTH PREM		484.53
				- - - - - - -
		ZIEGENBEIN, JEFF	$	484.53
ACH	RECUPERO, LAURAMAE			
	Reim Monthly Health Prem	HEALTH PREM		484.53
				- - - - - - -
		RECUPERO, LAURAMAE	$	484.53
ACH	ECHAVARRIA, CAROLYN			
	Reim Monthly Health Prem	HEALTH PREM		699.48
				- - - - - - -
		ECHAVARRIA, CAROLYN	$	699.48
ACH	WALLIN, ROBERT J.			
	Reim Monthly Health Prem	HEALTH PREM		51.16
				- - - - - - -
		WALLIN, ROBERT J.	$	51.16
ACH	DAISY, CHRISTIANA			
	Reim Monthly Health Prem	HEALTH PREM		162.00
				- - - - - - -
		DAISY, CHRISTIANA	$	162.00
ACH	JOHNSON, LINDA			
	Reim Monthly Health Prem	HEALTH PREM		16.42
				- - - - - - -
		JOHNSON, LINDA	$	16.42
ACH	BARBER, MICHAEL R.			

Check	Payee / Description			Amount
	Reim Monthly Health Prem	HEALTH PREM		322.53
				- - - - - - - -
	BARBER, MICHAEL R.		$	322.53
ACH	MERRILL, DEBORAH			
	Reim Monthly Health Prem	HEALTH PREM		16.42
				- - - - - - - -
	MERRILL, DEBORAH		$	16.42
ACH	DIGGS, GEORGE			
	Reim Monthly Health Prem	HEALTH PREM		188.16
				- - - - - - - -
	DIGGS, GEORGE		$	188.16
ACH	VERGARA, EVANGELINE M			
	Reim Monthly Health Prem	HEALTH PREM		178.42
				- - - - - - - -
	VERGARA, EVANGELINE M		$	178.42
ACH	MELTON, DANIEL J			
	Reim Monthly Health Prem	HRALTH PREM		1,097.77
				- - - - - - - -
	MELTON, DANIEL J		$	1,097.77
ACH	MEDRANO FRANCISCO J			
	Reim Monthly Health Prem	HEALTH PREM		807.05
				- - - - - - - -
	MEDRANO FRANCISCO J		$	807.05
ACH	JUAREZ, CRUZ			
	Reim Monthly Health Prem	HEALTH PREM		322.53
				- - - - - - - -
	JUAREZ, CRUZ		$	322.53
ACH	RODRIGUEZ, VICTOR H			
	Reim Monthly Health Prem	HEALTH PREM		484.53
				- - - - - - - -
	RODRIGUEZ, VICTOR H		$	484.53
ACH	KING, JEFFREY L			
	Reim Monthly Health Prem	HEALTH PREM		322.53
				- - - - - - - -
	KING, JEFFREY L		$	322.53
ACH	VEGA, YOLANDA			
	Reim Monthly Health Prem	HEALTH PREM		162.00
				- - - - - - - -
	VEGA, YOLANDA		$	162.00
ACH	SWEZEY, THOMAS L			
	Reimb Monthly Health Prem	HEALTH PREM		322.53
				- - - - - - - -
	SWEZEY, THOMAS L		$	322.53
ACH	CORLEY, REILEE B K			
	Reim Monthly Health Prem	HEALTH PREM		178.42
				- - - - - - - -
	CORLEY, REILEE B K		$	178.42

Check	Payee / Description			Amount
ACH	MELTON, JOSEPH C			
	Reim Monthly Health Prem	HEALTH PREM		322.53
	MELTON, JOSEPH C	$		322.53
ACH	PADDA, KAWALPREET K			
	Reim Monthly Health Prem	HEALTH PREM		194.83
	PADDA, KAWALPREET K	$		194.83
ACH	SMITH, MICHAEL			
	Reim Monthly Health Prem	HEALTH PREM		484.53
	SMITH, MICHAEL	$		484.53
ACH	BURKE, JERRY L			
	Reim Monthly Health Prem	HEALTH PREM		162.00
	BURKE, JERRY L	$		162.00
ACH	ZUGHBI, JAMAL			
	Reim Monthly Health Prem	HEALTH PREM		500.94
	ZUGHBI, JAMAL	$		500.94
ACH	ROBSON, PATRICK			
	Reim Monthly Health Prem	HEALTH PREM		162.00
	ROBSON, PATRICK	$		162.00
ACH	EMPOWER RETIREMENT			
	P/R 5 2/20/26 Deferred Comp	HR	0152100	188,360.58
	EMPOWER RETIREMENT	$		188,360.58
ACH	EMPOWER RETIREMENT			
	P/R 6 3/20/26 Deferred Comp	HR	0152300	181,168.24
	EMPOWER RETIREMENT	$		181,168.24

Grand Total Payment Amount: $ 17,164,418.36

Attachment 2D

Vendor Wires
(excludes Payroll)

Check	Payee / Description			Amount
Wire	PUBLIC EMPLOYEES RETIREMENT SY			
	P/R 4 2/20/26 PERS	HR	0151400	323,400.58
	P/R 4 2/20 Emp ee/er PERS Adj	PR 4 2/20/26		73.62
	PUBLIC EMPLOYEES RETIREMENT SY$			323,474.20
Wire	PUBLIC EMPLOYEES' RETIREMENT S			
	3/26 CalPERS Health Ins-Board	1000000182137		11,287.11
	3/26 CalPERS Health Ins-Employees & Reti	1000000182137		419,979.23
	PUBLIC EMPLOYEES' RETIREMENT S$			431,266.34
Wire	ENVISIO SOLUTIONS INC			
	Envisio Bundle-Unlimited Licenses	132223		40,975.00
	ENVISIO SOLUTIONS INC $			40,975.00
Wire	METROPOLITAN WATER DISTRICT			
	February 2026 Wtr Credit-Applied to Jan	12094CR		642,513.70-
	January 2026 Water Purchases	12094		1,269,016.80
	METROPOLITAN WATER DISTRICT $			626,503.10
Wire	EMPLOYMENT DEVELOPMENT DEPARTM			
	P/R 5 3/6/26 Taxes	HR	0152100	28,375.34
	P/R 5 3/6/26 Taxes	HR	0152100	113,872.21
	EMPLOYMENT DEVELOPMENT DEPARTM$			142,247.55
Wire	INTERNAL REVENUE SERVICE			
	P/R 5 3/6/26 Taxes	HR	0152100	582,051.42
	INTERNAL REVENUE SERVICE $			582,051.42
Wire	STATE DISBURSEMENT UNIT			
	P/R 5 3/6/26	HR	0152100	289.84
	P/R 5 3/6/26	HR	0152100	1,793.99
	STATE DISBURSEMENT UNIT $			2,083.83
Wire	PUBLIC EMPLOYEES RETIREMENT SY			
	P/R 5 3/6/26 PERS	HR	0152100	321,611.30
	P/R 5 3/6/26 Emp ee/er PERS Adj	PR 5 3/6/26 A		82.75
	PUBLIC EMPLOYEES RETIREMENT SY$			321,694.05
Wire	EMPLOYMENT DEVELOPMENT DEPARTM			
	P/R DIR 3 3/13/26 Taxes	HR	0152200	470.40
	EMPLOYMENT DEVELOPMENT DEPARTM$			470.40
Wire	INTERNAL REVENUE SERVICE			
	P/R DIR 3 3/13/26 Taxes	HR	0152200	3,871.46
	INTERNAL REVENUE SERVICE $			3,871.46
Wire	EMPLOYMENT DEVELOPMENT DEPARTM			
	P/R 6 3/20/26 Taxes	HR	0152300	114,170.06

Check	Payee / Description			Amount
	P/R 6 3/20/26 Taxes	HR	0152300	28,459.75
	EMPLOYMENT DEVELOPMENT DEPARTM$			142,629.81
Wire	INTERNAL REVENUE SERVICE			
	P/R 6 3/20/26 Taxes	HR	0152300	585,507.17
	INTERNAL REVENUE SERVICE	$		585,507.17
Wire	STATE DISBURSEMENT UNIT			
	P/R 6 3/20/26	HR	0152300	1,793.99
	P/R 6 3/20/26	HR	0152300	289.84
	STATE DISBURSEMENT UNIT	$		2,083.83
Wire	PUBLIC EMPLOYEES RETIREMENT SY			
	P/R 6 3/20/26 Emp ee/er PERS Adj	PR 6 3/20/26		11.83
	P/R 6 3/20/26 PERS	HR	0152300	327,130.72
	PUBLIC EMPLOYEES RETIREMENT SY$			327,142.55
Wire	PUBLIC EMPLOYEES' RETIREMENT S			
	4/26 CalPERS Health Ins-Employees & Reti	1000000182447		434,015.74
	4/26 CalPERS Health Ins-Board	1000000182447		11,287.11
	PUBLIC EMPLOYEES' RETIREMENT S$			445,302.85
Wire	STATE BOARD OF EQUALIZATION			
	2/26 Sales Tax Deposit	23784561 2/26		21,768.00
	STATE BOARD OF EQUALIZATION $			21,768.00

Grand Total Payment Amount: $ 3,999,071.56

Attachment 2E

Payroll-Net Pay-Directors

INLAND EMPIRE UTILITIES AGENCY

Ratification of Board of Directors

Payroll for March 13, 2026
Presented at Board Meeting on May 13, 2026

DIRECTOR NAME	GROSS PAYROLL	NET PAYROLL
Michael Camacho	$10,147.91	$4,951.81
Steven J. Elie	$5,462.47	$1,640.91
Jasmin Hall	$4,139.20	$2,447.62
Paul Hofer	$0.00	$0.00
Marco A. Tule	$7,027.91	$2,629.75
TOTALS	$26,777.49	$11,670.09

	Count	Amount
TOTAL EFTS PROCESSED	4	$11,670.09
TOTAL CHECKS PROCESSED	0	$0.00
CHECK NUMBERS USED	N/A	

DIRECTOR PAYSHEET
IEUA/MWD
SAWPA (alternate)
1 of 2

MICHAEL CAMACHO
EMPLOYEE NO.: 1140
ACCOUNT NO.: 10200-120100-100000-501010
FEBRUARY 2026

DATE	TYPE OF MEETING	ATTENDANCE	TOTAL COMPENSATION
2/3/2026	**IEUA -** IEUA Special Board Meeting	Yes	$312.00
2/3/2026	**MWD -** MWD Committee Meeting	Yes (MWD)	$312.00
2/4/2026	**IEUA -** IEUA Board Workshop	Yes	$312.00
2/5/2026	**IEUA -** Joint Inland and Orange County Caucus Meeting	Yes	$312.00
2/6/2026	**IEUA -** Meeting w/Bob Bowcock	Yes	$312.00
2/9/2026	**MWD -** MWD Committee Meetings	Yes (MWD)	$312.00
2/10/2026	**MWD -** MWD Committee and Board Meeting**s**	Yes (MWD)	$312.00
2/11/2026	**IEUA -** IEUA Committee Meetings	Yes	$312.00
2/12/2026	**MWD -** MWD Updates (Board Leadership & GM/Exec Staff	Yes (MWD)	$312.00
2/13/2026	**MWD -** Meeting w/Chair Ortega	Yes (MWD)	$312.00
2/16/2026	**MWD -** Meeting w/Jason Rollo	Yes (MWD)	$312.00
2/17/2026	**MWD -** MWD Ad Hoc Committee on Ag and Tribal Partnerships (ATP)	Yes (MWD)	$312.00
2/17/2026	**MWD -** MWD Updates; MWD GM Deshmukh & Board Vice Chairs	Yes (MWD)/ same day)	$0.00
2/18/2026	**IEUA -** IEUA Board Meeting	Yes	$312.00
2/18/2026	**MWD -** MWD Board Workshop on Biennial Budget	Yes (MWD)	$312.00

DIRECTOR PAYSHEET
IEUA/MWD
SAWPA (alternate)
2 of 2

2/19/2026	**IEUA -** IEUA Special Board Meeting	Yes	$312.00
2/20/2026	**MWD -** Meeting w/Board Exec Officer Jon Ruben	Yes (MWD)	$312.00
2/24/2026	**MWD -** MWD Committee Meetings	Yes (MWD)	$312.00
2/25/2026	**IEUA -** Urban Water Institute 2026 Spring Conference	Yes	$312.00
2/26/2026	**IEUA -** Urban Water Institute 2026 Spring Conference	Yes	$312.00
2/27/2026	**IEUA -** Urban Water Institute 2026 Spring Conference	Yes	$312.00
2/27/2026	**MWD -** MWD Board Leadership Meeting	Yes (MWD 10 mtg max)	$0.00

TOTAL REIMBURSEMENT $6,240.00

TOTAL MEETINGS ATTENDED 22

TOTAL MEETINGS PAID 20

10 MWD / 10 IEUA

Director's Signature

Michael Camacho, Director

Approved by:

Christiana Daisy

Christiana Daisy, Interim General Manager

NOTE:

IEUA/MWD/IERCA

Up to 10 days of service per month per Ordinance No. 113, plus an additional 10 day of service per month for MWD meetings at $312.00 (eff. 05/14/23). IEUA pays both primary and alternate for attendance.

SAWPA

Up to 10 days of service per month per Ordinance No. 113. The per day of service rate for Commissioners and Alternate Commissioners will automatically increase by five percent (5%) effective January 2026 (i.e., $32.00 – difference between SAWPA ($280.00 and Agency meetings $312.00 (eff. 5/14/23). SAWPA pays both primary and alternate for attendance, including mileage.

DIRECTOR PAYSHEET
IEUA/CBWM
Regional Policy Cte (alternate)
1 of 2

STEVEN J. ELIE
EMPLOYEE NO.: 1175
ACCOUNT NO.: 10200-120100-100000-501010
FEBRUARY 2026

DATE	TYPE OF MEETING	ATTENDANCE	TOTAL COMPENSATION
2/3/2026	**IEUA -** IEUA Special Board Meeting	Yes	$312.00
2/4/2026	**IEUA -** IEUA Board Workshop	Yes	$312.00
2/5/2026	**IEUA -** CBWM Strategic Plan Workshop	Yes (decline payment)	$0.00
2/11/2026	**IEUA -** IEUA Committee Meeting	Yes	$312.00
2/18/2026	**IEUA -** IEUA Board Meeting	Yes	$312.00
2/19/2026	**IEUA -** IEUA Special Board Meeting	Yes	$312.00
2/23/2026	**IEUA -** Meeting with Fontana Water Company and Chino Hills representatives	Yes	$312.00
2/25/2026	**IEUA -** Urban Water Institute (UWI) Spring Conference	Yes	$312.00
2/26/2026	**IEUA -** UWI Spring Conference	Yes	$312.00

TOTAL REIMBURSEMENT	$2,496.00
TOTAL MEETINGS ATTENDED	9
TOTAL MEETINGS PAID	8

Director's Signature

S J. Elie

Steven J. Elie, President

Approved by:

Christiana Daisy

Christiana Daisy, Interim General Manager

NOTE:

IEUA
Up to 10 days of service per month per Ordinance No. 113, including MWD meetings at $312.00 (eff. 05/14/23). IEUA pays both primary and alternate for attendance.

CBWM *Up to 10 days of service per month per Ordinance No. 113, including MWD meetings at $312.00 (eff. 5/14/23). IEUA pays both primary and alternate for attendance. (i.e., $187.00 - difference between Watermaster $125.00 and Agency meetings $312.00 (eff. 5/14/2023). Chino Basin Watermaster does not compensate an alternate Director unless the alternate Director is attending on behalf of an absent primary Director. In accordance to Ordinance No. 98, Section 1, (i) Attendance at any meeting provided for under Sections 1.b,c,e, and f, shall also include payment to both the primary representative and the alternate representative to said body if they both attend said meeting. Record full amount on timesheet for attendance by alternates.*
Regional Policy Committee *Up to 10 days of service per month per Ordinance No. 113, including MWD meetings at $312.00 (eff. 5/14/23) IEUA pays Regional Policy Committee members (total amount should reflect on timesheet).*

Decline IEUA portion of CBWM

IEUA DIRECTOR PAYSHEET
IEUA\IERCA\SAWPA

JASMIN A. HALL
EMPLOYEE NO.: 1256
ACCOUNT NO.: 10200-120100-100000-501010

FEBRUARY 2026

DATE	TYPE OF MEETING	ATTENDANCE	TOTAL COMPENSATION
2/2/2026	**IERCA -** IERCA Board Meeting	Yes	$312.00
2/3/2026	**IEUA -** IEUA Special Board Meeting	Yes	$312.00
2/3/2026	**SAWPA -** SAWPA Committee and Workshop Meetings	Yes (decline payment)	$0.00
2/4/2026	**IEUA -** IEUA Board Workshop	Yes	$312.00
2/11/2026	**IEUA -** Association of California Water Agencies (ACWA) Legislative Symposium	Yes	$312.00
2/12/2026	**IEUA -** CalDesal 2026 Annual Conference	Yes	$312.00
2/12/2026	**IEUA -** CASA ACE Workgroup Monthly Meeting	Yes (same day)	$0.00
2/13/2026	**IEUA -** CalDesal 2026 Annual Conference	Yes	$312.00
2/16/2026	**IEUA -** CASA Finance Workgroup Meeting	Yes	$312.00
2/17/2026	**SAWPA -** SAWPA Committee Meeting	Yes (decline payment)	$0.00
2/18/2026	**IEUA -** IEUA Board Meeting	Yes	$312.00
2/18/2026	**IEUA -** ACWA Regional Briefing on New ACWA Initiative - Regions 8, 9 & 10	Yes (same day)	$0.00
2/19/2026	**IEUA -** CASA Regulatory Workgroup - Biosolids Meeting	Yes	$312.00
2/23/2026	**IEUA -** California Association of Sanitation Agencies (CASA) D.C. Policy Forum	Yes	$312.00
2/23/2026	**IEUA -** IEWorks Board of Directors Meeting	Yes (same day)	$0.00
2/24/2026	**IEUA -** CASA D.C. Policy Forum	Yes (10 mtg. max)	$0.00
2/24/2026	**IEUA -** ACWA Washington D.C. Conference	Yes (10 mtg. max)	$0.00
2/25/2026	**IEUA -** ACWA Washington D.C. Conference	Yes (10 mtg. max)	$0.00

IEUA DIRECTOR PAYSHEET
IEUA\IERCA\SAWPA

2/26/2026	**2 of 2** **IEUA -** ACWA Washington D.C. Conference	Yes (10 mtg. max)	$0.00
2/26/2026	**SAWPA -** SAWPA OWOW Steering Committee Meeting	Yes (decline payment)	$0.00
2/27/2026	**SAWPA -** SAWPA Strategic Plan Interview	Yes (decline payment)	$0.00
2/28/2026	**IEUA -** Senator Eloise Gomez Reyes Community Swearing-in and State of the District	Yes (10 mtg. max)	$0.00

TOTAL REIMBURSEMENT	$3,120.00
TOTAL MEETINGS ATTENDED	22
TOTAL MEETINGS PAID	10

Director's Signature



Jasmin A. Hall, Vice President

Approved by:



Christiana Daisy, Interim General Manager

NOTE:

IEUA/IERCA

Up to 10 days of service per month per Ordinance No. 113 at $312.00 (eff. 05/14/23). IEUA pays both primary and alternate for attendance.

SAWPA

Up to 10 days of service per month per Ordinance No. 113. The per day of service rate for Commissioners and Alternate Commissioners will automatically increase by five percent (5%) effective January 2026 (i.e., $32.00 – difference between SAWPA ($280.00 and Agency meetings $312.00 (eff. 5/14/23). SAWPA pays both primary and alternate for attendance, including mileage.

DIRECTOR PAYSHEET
IEUA/IERCA

PAUL HOFER
EMPLOYEE NO.: 1349
ACCOUNT NO.: 10200-120100-100000-501010

FEBRUARY 2026

DATE	TYPE OF MEETING	ATTENDANCE	TOTAL COMPENSATION
2/11/2026	**IEUA -** IEUA Committee Meetings	Yes	$0.00
2/18/2026	**IEUA -** IEUA Board Meeting	Yes	$0.00
2/19/2026	**IEUA -** IEUA Special Board Meeting	Yes	$0.00
2/27/2026	**IEUA -** IEUA Tour of RP-5 Expansion Project w/ IEUA staff	Yes (staff)	$0.00
		TOTAL REIMBURSEMENT	$0.00
		TOTAL MEETINGS ATTENDED	4
		TOTAL MEETINGS PAID	0

NOTE:

IEUA/IERCA
Up to 10 days of service per month per Ordinance No. 113 at $312.00 (eff. 05/14/23). IEUA pays both primary and alternate for attendance.

Director Hofer has waived all stipend payments.

Director's Signature

Paul Hofer, Director

Approved by:

Christiana Daisy, Interim General Manager

DIRECTOR PAYSHEET
IEUA/Regional Policy Cte/CDA
IERCA/CBWM (alternate)
1 of 2

MARCO TULE
EMPLOYEE NO.: 1520
ACCOUNT NO.: 10200-120100-100000-501010
FEBRUARY 2026

DATE	TYPE OF MEETING	ATTENDANCE	TOTAL COMPENSATION
2/3/2026	**IEUA** - IEUA Special Board Meeting	Yes	$312.00
2/4/2026	**IEUA** - IEUA Board Workshop	Yes	$312.00
2/5/2026	**CDA** - Chino Basin Desalter Authority Board Meeting	Yes	$312.00
2/9/2026	**IEUA -** Meeting w/Rich Nagel, Jacobs	Yes	$312.00
2/9/2026	**IEUA** - Meeting w/ Interim GM Daisy	Yes (staff)	$0.00
2/10/2026	**IEUA** - Meetihg w/Susan Kennedy, Cadiz	Yes	$312.00
2/11/2026	**IEUA** - IEUA Committee Meetings	Yes	$312.00
2/13/2026	**IEUA** - Meeting w/ Upland City Councilmember James Breitling	Yes	$312.00
2/18/2026	**IEUA -** IEUA Board Meeting	Yes	$312.00
2/19/2026	**IEUA** - IEUA Special Board Meeting	Yes	$312.00
2/23/2026	**IEUA** - Meeting w/ General Counsel Cihigoyenetche and Susan Kennedy, Cadiz	Yes	$312.00
2/26/2026	**CBWM** - CBWM Board Meeting	Yes (Decline payment)	$0.00

TOTAL REIMBURSEMENT	$3,120.00
TOTAL MEETINGS ATTENDED	12
TOTAL MEETINGS PAID	10

Director's Signature

Marco Tule, Director

Approved by:

Christiana Daisy

Christiana Daisy, Interim General Manager

DIRECTOR PAYSHEET
IEUA/Regional Policy Cte/CDA
IERCA/CBWM (alternate)
2 of 2

NOTE:
IEUA/IERCA

Up to 10 days of service per month per Ordinance No. 113, with an additional 10 MWD meetings (for the MWD rep) at $312.00 (eff. 05/14/23). IEUA pays both primary and alternate for attendance.

Regional Policy Committee
Up to 10 days of service per month per Ordinance No. 113, including MWD meetings at $312.00 (eff. 05/14/23), (total amount should reflect on timesheet).

CDA
Up to 10 days of service per month per Ordinance No. 113, including MWD meetings at $312.00 (eff. 05/14/23). CDA pays directly to IEUA. Record full amount on timesheet. CDA pays both primary and alternate for attendance

CBWM Up to 10 days of service per month per Ordinance No. 113, including MWD meetings at $312.00 (eff. 05/14/23). Chino Basin Watermaster does not compensate an alternate Director unless the alternate Director is attending on behalf of an absent primary Director. In accordance to Ordinance No. 107, Section 1, (i) Attendance at any meeting provided for under Sections 1.b,c,e, and f, shall also include payment to both the primary respreseantive and the alternate representative to said body if they both attend said meeting. Record full amount on timesheet for attendance by alternates.

Attachment 2F

Payroll-Net Pay-Employees

Non-Board Members	PP 5 Checks	PP 5 EFTs	PP 6 Checks	PP 6 EFTs	March
NET PAY TO EE	$0.00	$1,340,851.55	$0.00	$1,349,438.08	$2,690,289.63

INLAND EMPIRE UTILITIES AGENCY

Payroll for March 6, 2026

Presented at Board Meeting on May 13, 2026

GROSS PAYROLL COSTS			$2,439,210.62
DEDUCTIONS			($1,098,359.07)
NET PAYROLL			1,340,851.55

NET PAYROLL BREAKDOWN	CHECKS	EFT	TOTAL
CHECKS USED			
TRANSACTION PROCESSED	0	483	483
AMOUNT	$0.00	$1,340,851.55	$1,340,851.55

INLAND EMPIRE UTILITIES AGENCY

Payroll for March 20, 2026

Presented at Board Meeting on May 13, 2026

GROSS PAYROLL COSTS			$2,443,856.71
DEDUCTIONS			($1,094,418.63)
NET PAYROLL			1,349,438.08

NET PAYROLL BREAKDOWN	CHECKS	EFT	TOTAL
CHECKS USED			
TRANSACTION PROCESSED	0	487	487
AMOUNT	$0.00	$1,349,438.08	$1,349,438.08

Inland Empire Utilities Agency
A MUNICIPAL WATER DISTRICT

2C

Date: May 13, 2026

To: The Honorable Board of Directors **From:** Kevin Alexander, General Manager

Committee:

Staff Contact: Scott Lening, Acting Director of External & Government Affairs

Subject: Adopt Resolution No. 2026-5-3, Authorizing IEUA to Enter into Financial Assistance Agreement under WaterSMART: Large Scale Water Recycling Projects Grant Program

Executive Summary:

The Bureau of Reclamation through WaterSMART (Sustain and Manage America's Resources for Tomorrow) Program leverages Federal and non-Federal funding to work cooperatively with States, Tribes, and local entities as they plan for and implement actions to increase water supply reliability through investments in infrastructure and attention to local water conflicts. Eligible entities can apply for up to 25% Federal Cost share for planning, design, and construction of water recycling projects that have a total project cost greater than or equal to $500 million.

IEUA will seek grant funds for the Advanced Treatment of Recycled Water to Enhance Chino Basin Resiliency Project for approximately $77,656,818. The project will include continued planning for design of and construction of the "PUT" facilities necessary to purify wastewater and recharge purified water into the Chino Basin Aquifer, which include: a new 15 thousand acre-feet per year capacity Advanced Water Purification Facility at RP-4 and accompanying pump station, purified water conveyance, up to nine injection wells, and 1,400 feet of brine conveyance pipeline. The project will improve water quality of recycled water and increase stored groundwater supplies in the Chino Groundwater Basin.

Staff's Recommendation:

Staff recommends that the Board:

1. Adopt Resolution No. 2026-5-3, authorizing IEUA to enter into a financial assistance agreement under WaterSMART: Large Scale Water Recycling Projects Grant Program for the Advanced Water Purification Facility; and
2. Authorize the General Manager or his designee to execute the funding agreement and all related documents.

Budget Impact *Budgeted (Y/N):* Y *Amendment (Y/N):* N *Amount for Requested Approval*

Account/Project Name: Chino Basin Advanced Treated Recycled Water, Storage, and Production Project.

Fiscal Impact (explain if not budgeted):

None

Item No: 1410

Regional Sewerage *Technical Committee (Y/N):*

Policy Committee (Y/N):

Prior Board Action:

On April 17, 2024, the Board adopted Resolution No. 2024-4-2, authorizing entering into a funding agreement under the WaterSMART: Large-Scale Water Recycling Projects for Fiscal Years 2023 and 2024 for the Chino Basin Advanced Treated Recycled Water, Storage, and Production Project.

On February 15, 2023, the Board adopted Resolution No. 2023-2-1, authorizing entering into a funding agreement under the WaterSMART: Water Recycling and Desalination Planning Program with the U.S. Department of Interior - Bureau of Reclamation for the Chino Basin Advanced Treated Recycled Water, Storage, and Production Project.

Aligns with Strategic Goal:

Goals 1 and 3. Water Supply Reliability: Provide a reliable and economical water supply that meets the evolving needs of the region. Fiscal Responsibility: Responsibly manage public funds and safeguard IEUAs fiscal health to support short-term and long-term needs, while providing cost-effective services to our customers.

Environmental Determination:

Program Environmental Impact Report (Finding of Consistency)

Environmental Determination Text:

IEUA prepared and processed a Program Environmental Impact Report (PEIR) for this project and a link to the PEIR is available for information. A Statement of Overriding Considerations was required for this PEIR and mitigation measures are included that must be implemented under the Mitigation Monitoring and Reporting Program.

Attachments:

Attachment 1 - Resolution No. 2026-5-3
Attachment 2 - Grant Application Summary

RESOLUTION NO. 2026-5-3

RESOLUTION OF THE BOARD OF DIRECTORS OF THE INLAND EMPIRE UTILITIES AGENCY*, SAN BERNARDINO COUNTY, AUTHORIZING ENTERING INTO A FUNDING AGREEMENT UNDER THE WATERSMART: LARGE-SCALE WATER RECYCLING PROJECTS GRANT PROGRAM WITH THE U.S. DEPARTMENT OF INTERIOR – BUREAU OF RECLAMATION AND DESIGNATING A REPRESENTATIVE TO EXECUTE THE FINANCIAL ASSISTANCE AGREEMENT, AND ANY AMENDMENTS THERETO

WHEREAS, the United States Department of Interior, Bureau of Reclamation under the Water SMART Large-Scale Water Recycling Projects Grant Program will make funding available to qualifying applicants; and

WHEREAS, staff has identified projects that exemplify the objectives of the Large-Scale Water Recycling Projects Grant Program and wishes to submit an application to enter into a funding agreement with the U.S. Department of Interior – Bureau of Reclamation to support said projects; and

WHEREAS, the General Manager has reviewed and supports the application being submitted.

NOW, THEREFORE, BE IT RESOLVED, by the Board of Directors as follows:

1. That the Inland Empire Utilities Agency hereby authorized to enter into a financial assistance application for a grant agreement under Large-Scale Water Recycling Projects Grant Program; and

2. That the General Manager, or his designee(s), is hereby authorized and to represent the Agency in carrying out the Agency's responsibilities under the funding agreement, including certifying invoices and disbursement request for the project costs on behalf of the Agency and compliance with applicable state and federal laws; and

3. That the Inland Empire Utilities Agency is capable of providing the amount of funding and/or in-kind contributions specified in the grant application funding plan; and;

4. That the Inland Empire Utilities Agency will work with the Bureau of Reclamation to meet established deadlines for entering into an agreement, and;

ADOPTED Resolution No. 2026-5-3 on this 13th day of May 2026.

Steven J. Elie, President of the Inland Empire Utilities Agency* and of the Board of Directors thereof

ATTEST:

Michael Camacho, Secretary/Treasurer of the Inland Empire Utilities Agency* and of the Board of Directors thereof

* A Municipal Water District

STATE OF CALIFORNIA)
) SS
COUNTY OF SAN BERNARDINO)

I, Michael Camacho, Secretary/Treasurer of the Inland Empire Utilities Agency*, DO HEREBY CERTIFY that the foregoing Resolution No. 2026-5-3, was duly adopted at a Special Board meeting on May 13, 2026, of said Agency* by the Inland Empire Utilities Agency* following a roll call vote:

AYES:

NOES:

ABSENT:

_____
Michael Camacho, Secretary/Treasurer of the
Inland Empire Utilities Agency* and of
the Board of Directors thereof

(SEAL)

* A Municipal Water District

GRANT APPLICATION SUMMARY

Grant Name and Project Title	Advanced Treatment of Recycled Water to Enhance Chino Basin Resiliency Project Phase II		
Sponsoring Organization/Grant Source	U.S. Bureau of Reclamation WaterSmart: Large-Scale Water Recycling Projects		
Requesting Department(s)	Chino Basin Program		
Application Amount Requested	Approximately $77,656,818	**Cost Share**	At least 75% is required
How will match be fulfilled? (Include specific budget)	TBD		
Purpose of Grant Funds (provide summary, brief background, and how the project/program will be implemented)	This grant application is for the **Advanced Treatment of Recycled Water to Enhance Chino Basin Resiliency Project** (project). The project will include continued planning for, design of, and construction of the following "PUT" facilities necessary to purify wastewater and recharge purified water into the Chino Basin aquifer. They include: • A new 15 thousand acre-feet per year capacity Advanced Water Purification Facility at RP-4 and accompanying pump station • Purified water conveyance • Up to 9 new Injection wells • 1,400 feet of brine conveyance pipeline This project will improve the quality of recycled water and increase stored groundwater supplies within the adjudicated Chino Groundwater Basin through increased water recycling and aquifer replenishment using injection wells, using tertiary treated recycled water from partner agencies. The project will deliver prompt enhancements by ensuring access to emergency water supplies from the replenished aquifer in the event of either planned or unplanned disruptions to the regional water supply.		
Application Due Date	May 13, 2026	**Board Resolution Required?**	Yes
Will the grant create new part- or full-time positions?	No	**Environmental Determination if applicable**	IEUA prepared and processed a Program Environmental Impact Report (PEIR).

Inland Empire Utilities Agency
A MUNICIPAL WATER DISTRICT

3A

Date: May 13, 2026

To: The Honorable Board of Directors **From:** Kevin Alexander, General Manager

Committee: No Committee Review

Staff Contact: Randy Lee, Acting Deputy General Manager

Subject: Award Service Contract for Biosolids Transportation

Executive Summary:

IEUA produces approximately 72,000 wet tons of biosolids each year as a by-product of sewage treatment. The biosolids are processed and dewatered at RP-1 and RP-2, then transported to IERCF where they are recycled into compost. IEUA also uses hauling services to transport non-compostable material collected during the sewer collection system cleaning process. Additionally, the services providers can transport to alternate disposal sites in emergency situations.

On May 19, 2021, a contract was awarded to Denali Water Solutions LLC , for biosolids transportation and recycling services. On September 19, 2024, the contract was amended to Synagro-WWT, Inc. after the entity purchased Denali Water Solutions, LLC.

The current transportation service contract expires in June 2026. To secure continued services, a Request for Proposal was issued on PlanetBids on January 28, 2026. Three responsive proposals were received from Synagro-WWT, Inc., Viramontes Express, Inc., and Ecology Auto Parts, Inc. Following evaluation, Synagro-WWT, Inc. was determined to be the best value for the Agency. Synagro-WWT, Inc. has extensive experience hauling biosolids in the region and is the current contractor for IEUA.

Staff recommends awarding a contract to Synagro-WWT, Inc. in an amount not-to-exceed $4,750,940 to ensure uninterrupted biosolids transportation and recycling services. This recommendation reflects the results of a competitive proposal process and will support both ongoing and emergency hauling needs.

Staff's Recommendation:

Staff recommends that the Board:

1. Award a service contract to Synagro-WWT, Inc. for biosolids transportation services for a three-year period, with the option of two one-year extensions, for a total potential contract term of five years, for an aggregate not-to-exceed amount of $4,750,940; and
2. Authorize the General Manager to execute the contract, subject to non-substantive changes.

Budget Impact *Budgeted (Y/N):* Y *Amendment (Y/N):* N *Amount for Requested Approval* $4,750,940

Regional Sewerage *Technical Committee (Y/N):*

Policy Committee (Y/N):

Aligns with Strategic Goal:

Goal 3. Fiscal Responsibility: Responsibly manage public funds and safeguard IEUAs fiscal health to support short-term and long-term needs, while providing cost-effective services to our customers.

Environmental Determination:

Statutory Exemption

Attachments:

Attachment 1 - PowerPoint
Attachment 2 - Link to Contract



Inland Empire Utilities Agency
A MUNICIPAL WATER DISTRICT

Award Contract for Biosolids Transportation Services

Agustin Nieto
Deputy Manager of Operations

May 2026

2 Scope

- Daily transport of biosolids according to IEUA's production schedule
- Providing the necessary equipment to load and transport biosolids



Staff loading trailer at RP-2

3 Service Locations



Regional Water Recycling Plant No. 1



Regional Water Recycling Plant No. 2



Regional Water Recycling Plant No. 5

4 Selection

- January 28, 2026: PlanetBids solicitation posted
  - 62 calendar days; 44 working days
- March 30, 2026: PlanetBids solicitation closed
  - Three proposals were received
- Proposals evaluation was based on the best value for the Agency

Facility	Synagro-WWT, Inc.	Viramontes Express, Inc.	Ecology Auto Parts, Inc.
RP-1 → IERCF	**$10.00**	$12.00	$17.00
RP-2 → IERCF	**$12.00**	$18.00	$17.00
RP-5 → IERCF	**$12.00**	$16.00	$17.00

Rates shown are per wet ton transported to IERCF

5 Staff Recommendation

1. Award a service contract to Synagro-WWT, Inc. for biosolids transportation services for a three-year period, with the option of two one-year extensions, for a total potential contract term of five years, for an aggregate not-to-exceed amount of $4,750,940; and
2. Authorize the General Manager to execute the contract, subject to non-substantive changes.

This item aligns with Strategic Goal(s): *Goal 2. Public and Environmental Health*

Link to Biosolids Transportation Contract

https://www.dropbox.com/scl/fi/rpql6y3wmkdsq8rxmamia/4600003719-Synagro-WWT-Inc-Final.pdf?rlkey=ur6micksgd9u3h8o2g09r9lpm&st=hwnfzh85&dl=0

Inland Empire Utilities Agency
A MUNICIPAL WATER DISTRICT

3B

Date: May 13, 2026

To: The Honorable Board of Directors **From:** Kevin Alexander, General Manager

Committee: No Committee Review

Staff Contact: Randy Lee, Acting Deputy General Manager

Subject: Award Consultant Services Contract for RP-1 Headworks Influent Channel Rehabilitation Project

Executive Summary:

Plant influent enters RP-1 headworks through two gates that direct sewage flow into their respective channels, referred to as the north and south channels. Condition assessment reports completed in 2024 indicate that both channels, along with several gates and associated appurtenances within the headworks area, require prioritization. This project will rehabilitate the channel concrete, reinforcing steel, interior linings, and several gates to extend their operational service of life. To support these improvements, professional engineering services are required for the development and design of the project.

On December 2, 2025, a Request for Proposal was issued on PlanetBids to solicit design consultants. On January 27, 2026, one proposal was received from Kleinfelder, Inc. The proposal was evaluated by the project team. Kleinfelder, Inc. was determined to be qualified based on their experience, project approach, and estimated level of effort. The initial fee proposal exceeded the project team's internal cost estimate; however, subsequent negotiations refined the scope of work and resulted in a reduced fee that aligned with the project budget.

Staff recommends awarding a consultant services contract to Kleinfelder, Inc. for the RP-1 Headworks Influent Channel Rehabilitation, Project No. EN26046, for a not-to-exceed amount of $394,203. The total contract amount includes a $44,195 optional task item to analyze bypass options.

Staff's Recommendation:

Staff recommends that the Board:

1. Award a consultant services contract to Kleinfelder, Inc. for the RP-1 Headworks Influent Channel Rehabilitation, Project No. EN26046, for a not-to-exceed amount of $394,203; and
2. Authorize the General Manager to execute the contract, subject to non-substantive changes.

Budget Impact *Budgeted (Y/N):* Y *Amendment (Y/N):* N *Amount for Requested Approval* $394,203

Account/Project Name: EN26046 RP-1 Headworks Influent Channel Rehabilitation

Fiscal Impact (explain if not budgeted):

The RP-1 Headworks Influent Channel Rehabilitation Project, No. EN26046 has an approved Fiscal Year 2025/26 budget of $300,000 and an approved total project budget of $4,000,000 in the 10800 Fund.

This action is covered by the approved budget. The funding sources for the project include CIP fees and reserves.

Regional Sewerage *Technical Committee (Y/N):*

Policy Committee (Y/N):

Aligns with Strategic Goal:

Goal 2. Public and Environmental Health: Operate in a safe and responsible manner to support the health and environmental sustainability of our communities.

Environmental Determination:

Categorical Exemption

Attachments:

Attachment 1 - PowerPoint
Attachment 2 - Link to Contract



Inland Empire Utilities Agency
A MUNICIPAL WATER DISTRICT

Award Consultant Services Contract for RP-1 Headworks Influent Channel Rehabilitation

Project No. EN26046

Su Cheong
Associate Engineer

May 2026

2 Project Location: RP-1

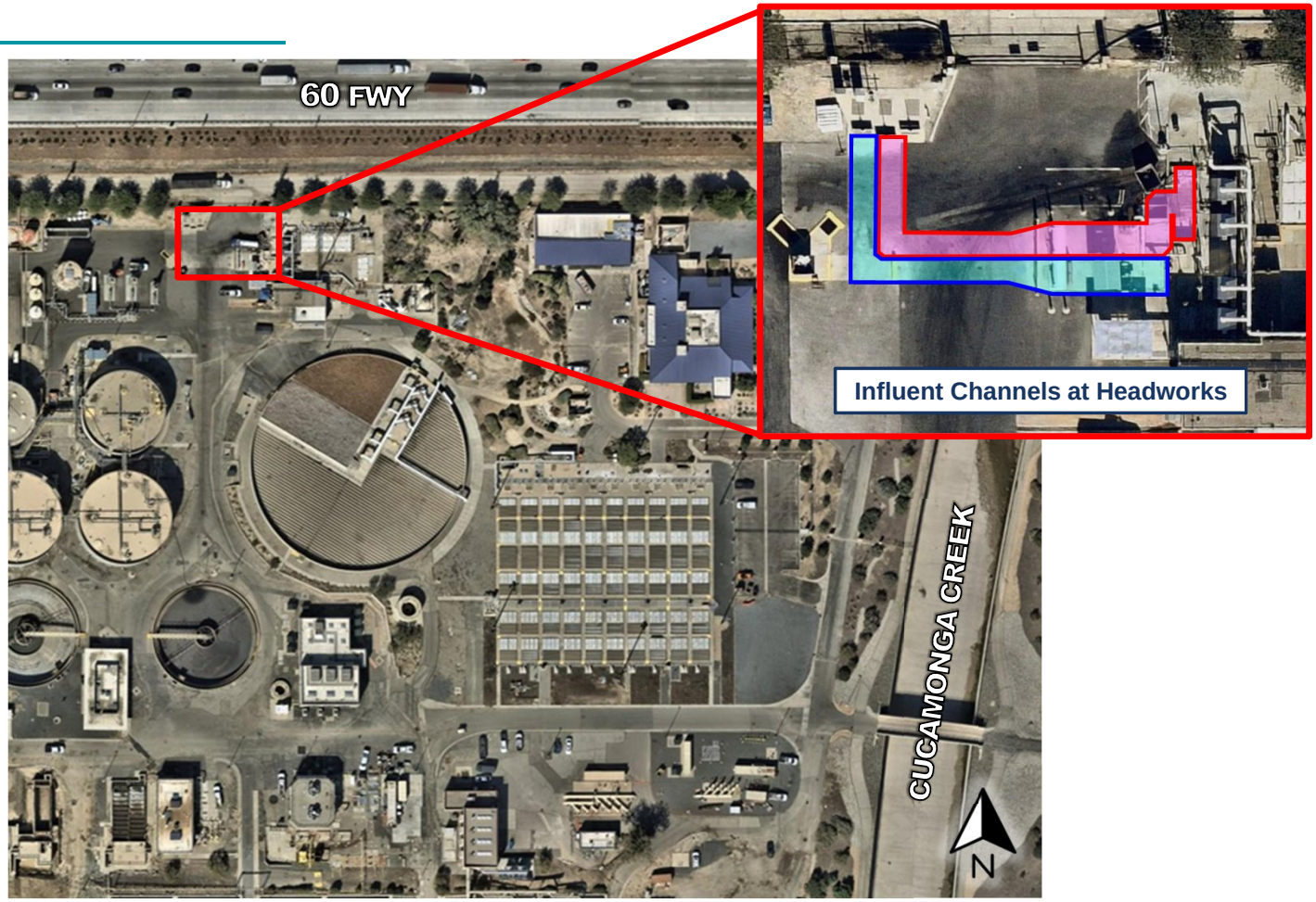

3 Project Background

- Plant influent enters RP-1 headworks through gates into two channels (north and south)
- Condition assessment reports indicate that the channels and several gates within the headworks are in poor condition

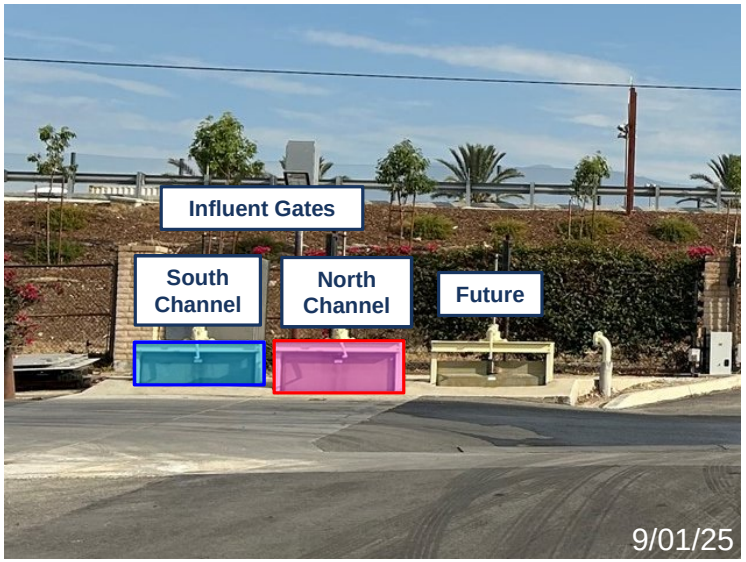

Influent Gates

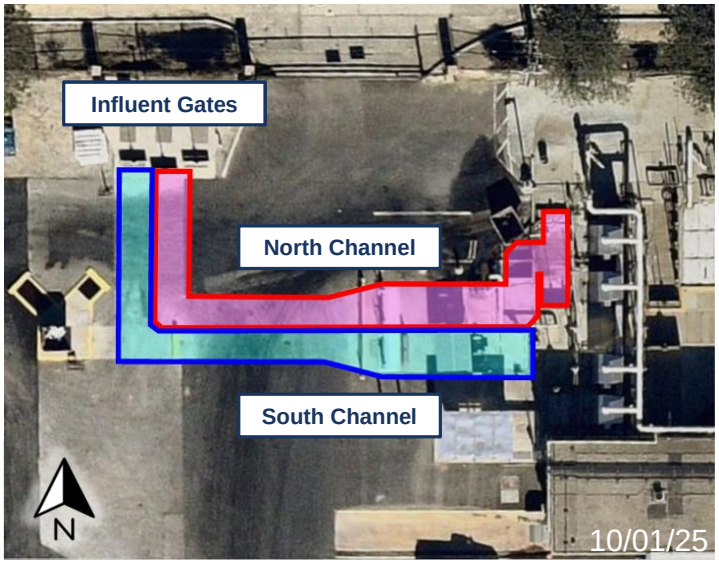

Channels (Plan View)

4 Scope of Work

Project Scope of Work:

- Rehabilitate the channel concrete, reinforcing steel, interior linings, and several gates to extend their operational service of life.

Contract Scope of Work:

- Preliminary Design
  - South channel condition assessment
  - Channel repair design
  - Mechanical gate design
- Detailed Design (60%, 90%, 100%)
  - Includes optional bypass plan
- Bid and Award phase support



North Channel Interior – Exposed Aggregate



South Channel Interior - Delaminated Coating



Corroded Slide Gate



Leaking Slide Gate

5 Consultant Selection

- December 2, 2025; PlanetBids solicitation posted
  - 56 calendar days; 32 working days
- January 27, 2026; PlanetBids solicitation closed
  - One proposal was received
- Proposal Review
  - Project team qualifications, experience, approach, schedule, and man-hour distribution
  - Negotiations resulted in refined scope of work and fee to meet project objectives

Consultant
Kleinfelder, Inc.

6 Project Schedule and Budget

Project Milestone	Date
Design	
Consultant Contract Award	May 2026
Design Completion	August 2027
Construction	
Construction Contract Award	November 2027
Construction Completion	May 2029

Description	Estimated Cost
Design (Estimated)	**$549,203**
Consultant Contract (This Action)*	$394,203
IEUA Design Support (Estimated)	$125,000
Other (Scheduling, Environmental Compliance)	$30,000
Construction (Estimated)	**$3,030,000**
Construction Contract (Estimated)	$2,300,000
Contingency (~10%)	$230,000
Engineering Services During Construction (Estimated)	$145,000
Inspection Services (~5%)	$130,000
IEUA Construction Support (~10%)	$180,000
Other (Scheduling, Labor Compliance)	$40,000
Total Project Cost	**$3,574,203**
Total Project Budget	**$4,000,000**

* Includes optional bypass planning in the amount of $44,159.

7 Staff Recommendation

1. Award a consultant services contract to Kleinfelder, Inc. for the RP-1 Headworks Influent Channel Rehabilitation, Project No. EN26046, for a not-to-exceed amount of $394,203; and
2. Authorize the General Manager to execute the contract, subject to non-substantive changes.

This item aligns with Strategic Goals(s): Goal 2. Public and Environmental Health

Link to RP-1 Headworks Influent Channel Rehabilitation Project

https://www.dropbox.com/scl/fi/ebxverikhgitv55k829tw/PENDING_MAY_BOARD_APPROVAL_-_KLEINFELDER_INC.pdf?rlkey=k7jhqe1b79rmu5ycitgpytdcy&st=3dwmqddz&dl=0

Inland Empire Utilities Agency
A MUNICIPAL WATER DISTRICT

3C

Date: May 13, 2026

To: The Honorable Board of Directors **From:** Kevin Alexander, General Manager

Committee: No Committee Review

Staff Contact: Lisa Dye, Assistant General Manager

Subject: Adopt Resolution No. 2026-5-1, Approving IEUA's Investment Policy for Fiscal Year 2026/27

Executive Summary:

IEUA's Investment Policy (Policy) requires review on an annual basis or whenever significant changes occur. All revisions to the Policy must be approved by the Board of Directors.

IEUA's investment advisor, PFM Asset Management LLC, has reviewed the proposed Fiscal Year 2026/27 Investment Policy and confirmed that it complies with the California Government Code (CGC), which governs the investment of public funds.

The Policy remains largely unchanged from the prior year, except for updates reflecting the provisions of Senate Bill 858 and Senate Bill 595, effective January 1, 2026. These bills extend the maximum maturity for prime quality commercial paper from 270 days to 397 days.

The Policy continues to emphasize IEUA's public funds management objectives of safety, liquidity, and return on investment, in that order of priority and consistent with the CGC.

Staff's Recommendation:

Staff recommends that the Board adopt Resolution No. 2026-5-1, approving IEUA's Investment Policy for Fiscal Year 2026/27.

Budget Impact *Budgeted (Y/N):* N *Amendment (Y/N):* N *Amount for Requested Approval*

Regional Sewerage *Technical Committee (Y/N):* N

Policy Committee (Y/N): N

Prior Board Action:

On May 21, 2025, the Board of Directors adopted Resolution 2025-5-2, approving IEUA's Investment Policy for Fiscal Year 2025/26.

Aligns with Strategic Goal:

Goal 3. Fiscal Responsibility: Responsibly manage public funds and safeguard IEUAs fiscal health to support short-term and long-term needs, while providing cost-effective services to our customers.

Environmental Determination:

Not Applicable

Attachments:

Attachment 1 - Background
Attachment 2 - PowerPoint
Attachment 3 - Resolution No. 2026-5-1
Attachment 4 - Investment Policy Fiscal Year 2026/27
Attachment 5 - Investment Policy Fiscal Year 2026/27 - Redline

Background

Subject: Adopt Resolution No. 2026-5-1, Approving IEUA's Investment Policy for Fiscal Year 2026/27

The Investment Policy (Policy) for Fiscal Year (FY) 2026/27 outlines procedures and guidelines for managing surplus funds in a fiscally responsible manner. The Policy encompasses those funds over which IEUA exercises fiscal control, stipulates allowable and unallowable investment alternatives, establishes parameters for selecting broker/dealers and financial institutions with which IEUA may do business, and prioritizes IEUA's public funds management objectives of safety, liquidity, and yield. The Policy also mandates annual review and approval by the IEUA Board, or whenever significant changes occur. The Policy was last updated and approved in May 2025.

IEUA contracts with PFM Asset Management LLC (PFMAM) to provide investment advisory services and day-to-day management of IEUA's portfolio consistent with section five of IEUA's Investment Policy. As part of this role, PFMAM reviewed IEUA's FY 2026/27 Investment Policy to ensure continued compliance with applicable California Government Code provisions governing the investment of public funds.

As a result of this review, PFMAM recommended an update to Section 8.H. Commercial Paper to reflect statutory changes enacted through Senate Bills 858 and 595, effective January 1, 2026, which extend the maximum maturity for prime-quality commercial paper from 270 days to 397 days. The Investment Policy has been updated accordingly.

In addition to the policy review, PFMAM highlighted recent legislative changes under Senate Bills (SB) 827 and 852.

SB 827 establishes mandatory fiscal and financial training requirements for local agency officials and employees with public fund investment responsibilities, requiring a minimum of two hours of training every two years covering topics such as budgeting, financial reporting, debt management, and investment standards.

SB 852 amends the Political Reform Act to strengthen transparency requirements for public officials who manage or oversee public investments. The legislation designates the Fair Political Practices Commission (FPPC) as the filing officer for Statements of Economic Interest (Form 700) and requires electronic filing through the FPPC system to enhance consistency, oversight, and public transparency.

Together, SB 827 and SB 852 introduce new training, and disclosure requirements for officials with public investment responsibilities. Compliance will be administered and monitored by IEUA staff through internal administrative and governance processes.

The updated Investment Policy for FY 2026/27 reflects the IEUA Board and staff's commitment to these new transparency and accountability standards, ensuring compliance is monitored through administrative and governance processes outside the primary Policy framework and is in line with

the IEUA Strategic Plan Goal of fiscal responsibility. The Investment Policy Review Memorandum dated February 10, 2026, from PFMAM is included as Exhibit A.

Exhibit A

pfm)asset management

February 10, 2026

Memorandum

To: Don Pak, Sr. Financial Analyst
Inland Empire Utilities Agency

From: Tiffany Tint, CFA, Institutional Relationship Manager
Monique Spyke, Managing Director
PFM Asset Management a division of U.S. Bancorp Asset Management, Inc.

RE: IEUA - Attachment 3 Agency FY 2025_26 Investment Policy
IERCA - 3 Exhibit A Investment Policy

We have reviewed the Investment Policy for IEUA. We feel the current policy is consistent with the applicable California Government Code regulating public fund investments.

Policy Modification (Effective January 1, 2026):

- SB 858 and SB 595 of the California Government Code Section 53601 extended maximum maturity for prime quality commercial paper from 270 days to **397 days.**

We recommend updating 8.0 Authorized and Suitable Investments, section H to reflect this change.

- Under 8.0 Authorized and Suitable Investments, we recommend adding **Asset-Backed Securities (ABS)** with an allocation of up to 20%. ABS are permissible under California Code 53601(0), and inclusion enhances diversification and provides higher return potential.

For Awareness:

- SB 827 of the California Government Code Section 53238.2 introduced mandatory fiscal and financial training for all local agency officials and employees with investment responsibilities. Training is at least two hours every two years covering budgeting, reporting, debt management, and investment standards.

- SB 852 is intended to strengthen transparency and ethics rules of the Political Reform Act by adding public officials who manage public investments to the list of individuals for whom the Fair Political Practices Commission ("Commission") is the filing officer for statements of economic interest (Code Section 87500) and requires those officials to file using the Commission's electronic filing system.

The Code changes described above, resulting from the passage of SB 827 and 852, do not affect the Agency's Investment Policy; however, they may impact IEUA's internal practices.

We recommend reviewing these requirements and determining the appropriate compliance steps for IEUA officials and employees.

Please let us know if you have any questions or if you would like to schedule time to discuss our review further. Thank you.



Inland Empire Utilities Agency
A MUNICIPAL WATER DISTRICT

Adopt Resolution No. 2026-5-1, Approving IEUA's Investment Policy for Fiscal Year 2026/27

Paula Hooven
Acting Treasurer

May 2026

2 Fiscal Year 2026/27 Policy Updates

- The Investment Policy remains largely unchanged except for an extension to the maximum maturity for prime quality commercial paper
- Increased the maximum maturity for prime quality commercial paper from 270 days to 397 days
- IEUA's Investment Advisor, PFM Asset Management LLC has reviewed and confirmed the Investment Policy is in compliance with the California Government Code which governs the investment of public funds

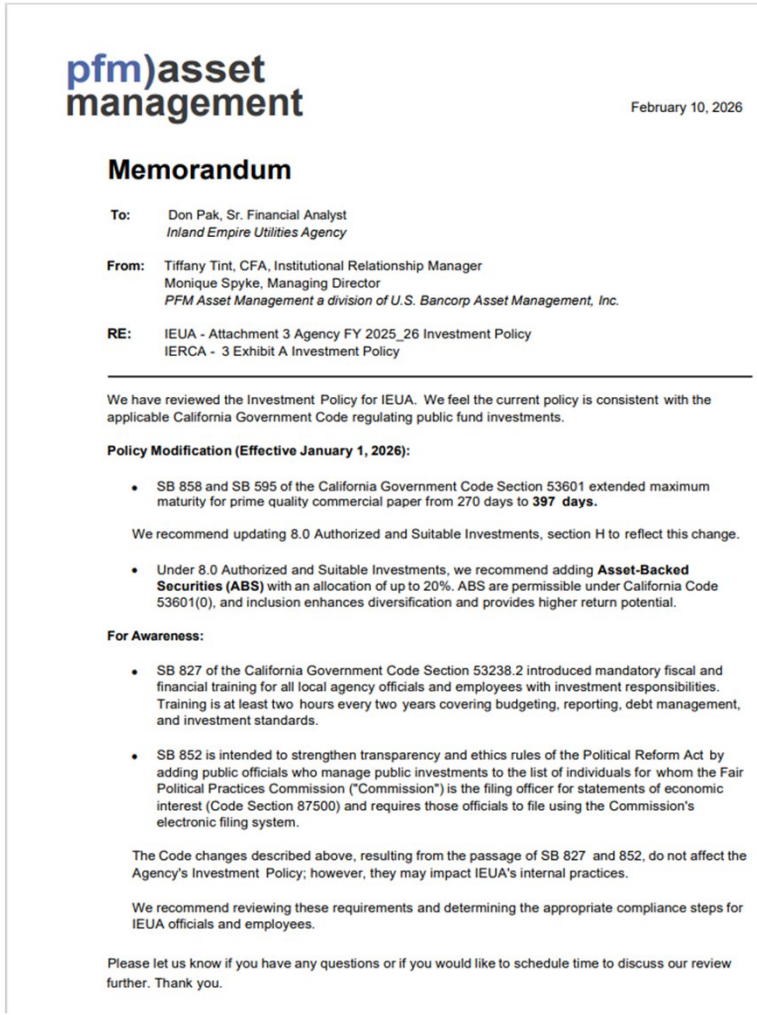

pfm)asset management

February 10, 2026

Memorandum

To: Don Pak, Sr. Financial Analyst
Inland Empire Utilities Agency

From: Tiffany Tint, CFA, Institutional Relationship Manager
Monique Spyke, Managing Director
PFM Asset Management a division of U.S. Bancorp Asset Management, Inc.

RE: IEUA - Attachment 3 Agency FY 2025_26 Investment Policy
IERCA - 3 Exhibit A Investment Policy

We have reviewed the Investment Policy for IEUA. We feel the current policy is consistent with the applicable California Government Code regulating public fund investments.

Policy Modification (Effective January 1, 2026):

- SB 858 and SB 595 of the California Government Code Section 53601 extended maximum maturity for prime quality commercial paper from 270 days to **397 days.**

We recommend updating 8.0 Authorized and Suitable Investments, section H to reflect this change.

- Under 8.0 Authorized and Suitable Investments, we recommend adding **Asset-Backed Securities (ABS)** with an allocation of up to 20%. ABS are permissible under California Code 53601(0), and inclusion enhances diversification and provides higher return potential.

For Awareness:

- SB 827 of the California Government Code Section 53238.2 introduced mandatory fiscal and financial training for all local agency officials and employees with investment responsibilities. Training is at least two hours every two years covering budgeting, reporting, debt management, and investment standards.
- SB 852 is intended to strengthen transparency and ethics rules of the Political Reform Act by adding public officials who manage public investments to the list of individuals for whom the Fair Political Practices Commission ("Commission") is the filing officer for statements of economic interest (Code Section 87500) and requires those officials to file using the Commission's electronic filing system.

The Code changes described above, resulting from the passage of SB 827 and 852, do not affect the Agency's Investment Policy; however, they may impact IEUA's internal practices.

We recommend reviewing these requirements and determining the appropriate compliance steps for IEUA officials and employees.

Please let us know if you have any questions or if you would like to schedule time to discuss our review further. Thank you.

3 Staff Recommendation

- Adopt Resolution No. 2026-5-1, approving IEUA's Investment Policy for Fiscal Year 2026/27.

This item aligns with Strategic Goal(s): *3. Fiscal Responsibility*

RESOLUTION NO. 2026-5-1

RESOLUTION OF THE BOARD OF DIRECTORS OF INLAND EMPIRE UTILITIES AGENCY*, SAN BERNARDINO COUNTY, CALIFORNIA, APPROVING THE ANNUAL UPDATE OF THE INLAND EMPIRE UTILITIES AGENCY'S* INVESTMENT POLICY

WHEREAS, a "Statement of Investment Policy" is rendered to the Board of Directors on an annual basis or whenever there are recommended changes, whichever occurs first;

WHEREAS, the Secretary/Treasurer, the General Manager or Assistant General Manager of the Inland Empire Utilities Agency*, in accordance with Government Code Section 53646. (a)(2), shall annually prepare and submit a Statement of Investment Policy and such policy, and any changes thereto, shall be considered by the legislative body at a public meeting; and

WHEREAS, the existing policy has been reviewed and revised to provide for operational flexibility without sacrificing internal controls or increasing financial risk to the Inland Empire Utilities Agency*.

NOW, THEREFORE, BE IT RESOLVED, by the Board of Directors that:

Section 1. The revisions, if any, to the Inland Empire Utilities Agency* Investment Policy dated May 2026 are to be adopted.

Section 2. This resolution shall take effect on July 1, 2026.

Section 3. That upon the effective date of this resolution, Resolution No. 2025-5-2 is hereby rescinded in its entirety.

ADOPTED this 13th day of May 2026

ATTEST:

_____
Steven J. Elie
President of the Inland Empire Utilities Agency* and of the Board of Directors thereof

_____
Michael Camacho
Secretary/Treasurer of the Inland Empire Utilities Agency* and of the Board of Directors thereof

** A Municipal Water District*

STATE OF CALIFORNIA)
COUNTY OF) SS
SAN BERNARDINO)

I, Michael Camacho, Secretary/Treasurer of the Inland Empire Utilities Agency*, DO HEREBY CERTIFY that the foregoing Resolution being No. 2026-5-1, was adopted at a Special Board Meeting on May 13th, 2026, of said Agency by the following vote:

AYES:

NOES:

ABSTAIN:

ABSENT:

_____
Michael Camacho
Secretary/Treasurer of the Inland Empire Utilities Agency* and of the Board of Directors thereof

(SEAL)

** A Municipal Water District*



INVESTMENT POLICY

FISCAL YEAR

2026/27

INLAND EMPIRE UTILITIES AGENCY
INVESTMENT POLICY
TABLE OF CONTENTS

Section		*Page No.*
1.0	Policy	1
2.0	Scope	1
3.0	Prudence	2
4.0	Objectives	2
5.0	Delegation of Authority	2
6.0	Ethics & Conflicts of Interest	3
7.0	Authorized Financial Institutions & Dealers	3
8.0	Authorized & Suitable Investments	4
9.0	Authorized Investments for Bond Proceeds	7
10.0	Safekeeping and Custody	7
11.0	Diversification	8
12.0	Trading of Securities	8
13.0	Maximum Maturities	8
14.0	Portfolio Maturity Limitation	9
15.0	Monitoring Credit Ratings	9
16.0	Reporting	9
17.0	Internal Controls	9
18.0	Performance Standards	10
19.0	Policy Review	10
20.0	State Law	10
21.0	Investment Policy Adoption	11
Appendix 1	Glossary of Cash Management Terms	12
Exhibit A	List of Investment Advisor	16
Exhibit B	List of Authorized Brokers	17

INLAND EMPIRE UTILITIES AGENCY
INVESTMENT POLICY

1.0 POLICY

WHEREAS The Legislature of the State of California has declared that the deposit and investment of public funds by local officials and local agencies is an issue of statewide concern (California Government Code (CGC) § 53600.6 and § 53630.1).

WHEREAS the legislative body of a local agency may invest surplus monies, not required for the immediate necessities of the local agency, in accordance with the provisions of CGC § 5922 and CGC § 53601 et seq.; and

WHEREAS Assistant General Manager (AGM) or the General Manager (GM) of the Inland Empire Utilities Agency (IEUA) shall annually, or whenever there are recommended changes, whichever occurs first, prepare and submit a statement of investment policy and such policy, and any changes thereto, shall be considered by the legislative body at a public meeting (CGC §53646[a]).

NOW, THEREFORE, BE IT RESOLVED that the policy of IEUA is to invest funds in a manner which will provide: (i) the maximum security; (ii) the funds necessary to meet the daily cash flow demands of the IEUA; and (iii) the highest investment return while conforming to all statutes governing the investment of IEUA funds within the constraints of this Investment Policy.

2.0 SCOPE

This Investment Policy applies to all surplus monies of IEUA, as defined below:

Surplus Monies are defined, for the Investment Policy, as all funds of IEUA except:

- Monies held in Deferred Compensation Accounts
- Monies held in Capital Capacity Reimbursement Accounts
- Bond funds pursuant to bond documents

Pooling of funds

Except for cash in certain restricted and special funds, IEUA will consolidate cash and reserve balances from all funds to maximize investments earnings and to increase efficiency with regard to investment pricing, safekeeping and administration. Investment income will be allocated to the various funds based on their respective participation and in accordance with Generally Accepted Accounting Principles.

3.0 PRUDENCE

The standard of prudence to be used by designated investment signatories shall be the "prudent investor" standard (CGC § 53600.3) and shall be applied in the context of managing an overall portfolio. Investments shall be made with care, skill, prudence, and diligence under the circumstances then prevailing, including, but not limited to, the general economic conditions and the anticipated needs of IEUA, that a prudent person acting in a like capacity and familiarity with those matters would use in the conduct of funds of a like character and with like aims, to safeguard the principal and maintain the liquidity needs of the agency.

Designated investment signatories, acting in accordance with written procedures, this Investment Policy, and exercising due diligence shall be relieved of personal responsibility for an individual security's credit risk or market price changes, provided deviations from expectations are reported in a timely fashion and appropriate action is taken to control adverse developments.

4.0 OBJECTIVES

As specified in CGC § 53600.5, when investing, reinvesting, purchasing, acquiring, exchanging, selling, and managing public funds, the primary objectives, in priority order, of the investment activities shall be:

A. *Safety:* Safety of principal is the foremost objective of the investment program. Investments made by IEUA shall be undertaken in a manner that seeks to ensure the preservation of capital in the overall portfolio. To attain this objective, diversification is required to prevent any potential loss on any individual security or depository from exceeding the income generated from the remainder of the portfolio.

B. *Liquidity:* The investment portfolio will remain sufficiently liquid to enable IEUA to meet all operating requirements, which might be reasonably anticipated.

C. *Return on Investments:* The investment portfolio shall be designed with the objective of attaining a market rate of return throughout budgetary and economic cycles, considering the investment risk constraints and the cash flow characteristics of the portfolio. Return on investment is of secondary importance compared to the safety and liquidity objectives described above. The core of investments is limited to relatively low-risk securities in anticipation of earning a fair return relative to the risk being assumed.

5.0 DELEGATION OF AUTHORITY

Authority to manage the investment program is derived from CGC § 53600, et seq. Management's responsibility for the investment program is hereby delegated for a one-year period by the Board of Directors, to the Assistant General Manager (AGM) or the General Manager (GM) who shall thereafter assume full responsibility for those transactions until the delegation of authority is revoked by the Board of Directors. Subject to review, the Board of Directors may renew the delegation of authority each year. The AGM or the GM shall establish written procedures for the operation of the investment program consistent with this Investment

Policy. Procedures should include references to safekeeping, wire transfer agreements, collateral/depository agreements and banking services contracts, as appropriate. Such procedures shall include explicit delegation of authority to people/positions responsible for investment transactions. No person may engage in an investment transaction except as provided under the terms of this Investment Policy and the procedures established by the AGM or the GM. The AGM or GM shall be responsible for all transactions undertaken and shall establish a system of controls to regulate the activities of subordinates.

The AGM and/or GM may engage the services of one or more external investment advisors to assist in the management of the IEUA's investment portfolio in a manner consistent with this Investment Policy and the Agency's investment objectives and any written directions provided by the AGM or GM. Furthermore, the advisors may not take possession of IEUA's cash or securities. Such investment advisors must be registered under the Investment Advisers Act of 1940.

6.0 ETHICS AND CONFLICTS OF INTEREST

Officers, employees, and investment advisors involved in the placement of investments shall refrain from personal business activity that could conflict with the proper execution of the investment program, or which could impair their ability to make impartial investment decisions.

7.0 AUTHORIZED FINANCIAL INSTITUTIONS AND DEALERS

If IEUA plans to initiate investment transactions on its own behalf, excluding bank deposits and investments made directly with an issuer, the AGM or the GM shall maintain a list of approved and authorized financial institutions selected based on credit worthiness, financial strength, experience, and capitalization.

In selecting the *financial institutions* for the deposit or investment of IEUA funds, the AGM or the GM's consideration shall include the depository's latest equity/asset ratio data and continue to monitor the financial institutions' credit characteristics and financial history throughout the period during which IEUA funds are deposited or invested.

The minimum qualifications for Agency approved depository/financial institutions include: (i) that they must be at least three (3) years old; have total assets in excess of ten ($10) billion dollars; a core capital/asset ratio of 5 percent or better; or (ii) have total assets in excess of five hundred million dollars ($500,000,000); and a core capital/asset ratio of 6 percent or better.

For the services of *banks, savings banks, and savings and loan associations,* depository agreements shall be prepared by the AGM or the GM and authorized representatives of the respective financial institutions for consideration and execution by the Board of Directors.

If IEUA plans to initiate investment transactions on its own behalf, for *broker/dealer* services utilized to invest in government securities and other investments, the AGM or the GM is

designated to select only brokers/dealers who are licensed and in good standing with the California Department of Securities (CDS), the Securities and Exchange Commission (SEC), the Financial Industry Regulatory Authority (FINRA), or other applicable self-regulatory organizations. A periodic review of authorized brokers/dealers is essential to serve IEUA's investment needs.

If IEUA has contracted with an investment advisor to provide investment services, the investment advisor may use their own list of approved issuers, *brokers/dealers, and financial institution* to conduct transactions on the IEUA's behalf.

8.0 AUTHORIZED AND SUITABLE INVESTMENTS

IEUA's investments are governed by the Government Code. Within the investments permitted by the Government Code, IEUA seeks to further restrict eligible investments to the investments listed below. In the event an apparent discrepancy is found between this Investment Policy and the Government Code, the more restrictive parameters will take precedence. Percentage holding limits listed in this section apply at the date an investment is purchased. Credit ratings, as shown, specify the minimum credit rating category required at the point of purchase.

A. United States Treasury notes, bonds, bills, or certificates of indebtedness, or those for which the full faith and credit of the United States are pledged for the payment of principal and interest.

B. Federal agency or United States government-sponsored enterprise obligations, participations, or other instruments, including those issued by or fully guaranteed as to principal and interest by federal agencies or United States government-sponsored enterprises.

C. State Municipal Securities – Registered treasury notes or bonds issued by any of the 50 United States, including bonds payable solely out of the revenues from a revenue-producing property owned, controlled, or operated by a state or by a department, board, agency, or authority of any of the fifty states. Securities eligible for investment under this paragraph shall be rated in a rating category of "A" or its equivalent or better by a Nationally Recognized Statistical Rating Organization (NRSRO). Short-term municipal securities eligible for investment shall be rated at or above the following credit agencies investment grade ratings; Sp-1 by Standard & Poor's, F-1 by Fitch, and MIG-1 by Moody's. These ratings for short term municipal securities signify the issuer's strong capacity to pay principal and interest. No more than 10 percent of IEUA's funds shall be invested in state and local municipal securities.

D. California Local Agency Municipal Securities – Bonds, notes, warrants or other evidence of indebtedness of a local agency or municipality located within the State of California, including debt securities issued by the IEUA. Given potential issues with arbitrage regulations, IEUA's legal counsel shall review any potential purchase of IEUA's own debt before the purchase. Securities eligible for investment under this paragraph shall be rated in a rating category of "A" or its equivalent or better by a NRSRO.

E. Bank deposits, including demand deposit accounts, savings account, and market rate accounts, time deposits, and certificates of deposit in financial institutions located in California. Bank deposits are required to be collateralized as specified under Government Code § 53630 et. seq. Agreements allowing for the waiver of the collateral requirement for that amount of deposit covered by the Federal Deposit Insurance Corporation may be implemented provided the remainder of the deposit is secured by collateral as required by the Government Code.

F. Negotiable Certificates of Deposit. Negotiable certificates of deposit (NCD) issued by a nationally or state-chartered bank, a savings association, or a federal association (as defined by Section 5102 of the Financial Code), a state or federal credit union, or by a federally licensed or state-licensed branch of a foreign bank. Purchases are limited to securities rated in a rating category of "A" (long-term) and/or "A-1" (short-term) or their equivalents or better by a NRSRO. NCD, for which the full amount of the principal and the interest may be accrued during the maximum term of each certificate is insured by federal deposit insurance are exempt from the rating requirements. A maximum of 30 percent of the portfolio may be invested in this category. The maximum investment maturity will be restricted to five years.

G. Placement Service Deposits (PSD). Funds may be placed with a private sector entity that assists in the placement of deposit with eligible financial institutions located in the United States (CGC § 53601.8). The full amount of the principal and the interest that may be accrued during the maximum term of each PSD shall always be insured by federal deposit insurance. The maximum portfolio exposure to Placement Service Deposits is limited to 30 percent. The maximum investment maturity will be restricted to five years.

H. Commercial paper of "prime" quality of the highest ranking or of the highest letter and number rating as provided for by a NRSRO. The entity that issues the commercial paper shall meet all the following conditions in either paragraph (1) or paragraph (2):

(1) The entity meets the following criteria:
(a) Is organized and operating in the United States as a general corporation.
(b) Has total assets of more than five hundred million dollars ($500,000,000).
(c) Has debt other than commercial paper, if any, that is rated in rating of "A" or its equivalent or better by a NRSRO.

(2) The entity meets the following criteria:
(a) Is organized within the United States as a special purpose corporation, trust, or limited liability company.
(b) Has program wide credit enhancements including, but not limited to, over collateralization, letters of credit, or surety bond.
(c) Has commercial paper that is rated in a rating category of "A-1" or better, or the equivalent by a NRSRO.

Eligible commercial paper shall have a maximum maturity of 397 days or less. A maximum of 25 percent of the portfolio may be invested in this category.

I. Local Agency Investment Fund (LAIF) investment pool is a voluntary program created by statute as an investment alternative for California's local governments and special districts and is under the administration of the State Governor of California. All securities purchased by LAIF are under the authority of Government Code § 16429 and § 16480.4. As part of the Pooled Money Investment Account (PMIA), LAIF has oversight by the Pooled Money Investment Board (PMIB), and an in-house Investment Committee. LAIF also has oversight by the Local Agency Investment Advisory Board and is audited by the Bureau of State Audits on an annual basis. Investment in California LAIF cannot exceed the maximum deposit per agency limit as set by the Local Agency Investment Fund.

J. Local Government Investment Pools (LGIP). Shares of beneficial interest issued by a joint powers authority (JPA) organized pursuant to Government Code § 6509.7. To be eligible for purchase, the pool must meet the requirements of CGC § 53601(p).

Whenever the IEUA has any funds invested in an LGIP, the AGM or the GM may maintain on file a copy of the pools' current information statement to be reviewed on a periodic basis. Investment in LGIPs cannot exceed the maximum deposit limit as set by each LGIP.

K. Money Market Funds - Investing solely in U.S. treasury securities and U.S. Government Agency securities and repurchase agreements relating to the above obligations. To be eligible, these Money Market Funds must have met either of the following criteria: (A) Attained the highest ranking or the highest letter and numerical rating provided by not less than two NRSROs. (B) Retained an investment advisor with not less than five years of experience and registered or exempt from registration with the SEC, with assets under management of more than five hundred million dollars ($500,000,000). No more than 20 percent of the portfolio may be invested in Money Market Funds with no more than 10 percent invested in any one money market mutual fund.

L. Repurchase Agreements - IEUA may invest in repurchase agreements with banks and dealers with which IEUA has entered a master repurchase agreement which specifies the terms and conditions of repurchase agreements.

1) Transactions shall be limited to the primary dealers and banking institutions rated in a rating category of "A" or its equivalent or better by a NRSRO, or with a financially stable banking institution which the Agency has a substantial banking relationship. The maturity of repurchase agreements shall not exceed 90 days. The market value of securities used as collateral for repurchase agreements shall be monitored daily by the AGM or GM and will not be allowed to fall below 102 percent of the value of the repurchase agreement plus the value of collateral more than the value of the repurchase agreement.

   To conform with the Federal Bankruptcy Code which provides for the liquidation of securities held as collateral for repurchase agreements, the only securities acceptable as collateral shall be securities that are direct obligations of, or that are fully guaranteed as to principal and interest by the United States or any agency of the United States.

2) Not more than 40 percent of the portfolio may be invested in repurchase agreements and a security interest satisfactory to IEUA shall always be maintained in the securities subject to a repurchase agreement.

M. Medium Term Notes (MTN): MTNs defined as all corporate and depository institution debt securities with a maximum remaining maturity of five years or less, issued by corporations organized and operating within the United States or by depository institutions licensed by the United States or any state and operating within the United States. Purchases in this category shall not exceed 30 percent of the portfolio and must be rated in a rating category of "A" or its equivalent or better by a NRSRO.

N. U.S Instrumentalities (Supranational): United States dollar denominated senior unsecured unsubordinated obligations issued or unconditionally guaranteed by the International Bank for Reconstruction and Development, International Finance Corporation, or Inter-American Development Bank, with a maximum remaining maturity of five years or less, and eligible for purchase and sale within the United States. Purchases are limited to securities that are rated in a rating category of "AA" or its equivalent or better by NRSRO. A maximum of 20 percent of the portfolio may be invested in United States Instrumentalities.

Ineligible Investments: Investments not described herein, including but not limited to, reverse repurchase agreements and common stocks are prohibited from use in this portfolio. This Investment Policy further specifically disallows investments in inverse floaters, range notes, or interest only strips that are derived from a pool of mortgages, or any security that could result in zero interest accrual if held to maturity. IEUA may invest in securities issued by, or backed by, the United States government that could result in zero- or negative-interest accrual if held to maturity, in the event of, and for the duration of, a period of negative market interest rates. IEUA may hold these instruments until their maturity dates.

9.0 AUTHORIZED INVESTMENTS FOR BOND PROCEEDS

Bond proceeds shall be invested in the securities permitted pursuant to Board approved bond documents. If the bond documents are silent as to the permitted investments, bond proceeds will be invested in the securities permitted by this policy. Notwithstanding the other provisions of this Investment Policy, the dollar portfolio, percentage, and term limitations listed elsewhere in the Investment Policy do not apply to bond proceeds. In addition to the securities listed in Section 8.0 above, bond proceeds may be invested in a structured investment product if approved by the AGM or GM.

10.0 SAFEKEEPING AND CUSTODY

As required by CGC § 53601 all security transactions entered by IEUA shall be conducted on Delivery versus Payment basis. Delivery versus Payment or DVP basis means all securities purchased or acquired shall be delivered to IEUA by book entry, physical delivery, or third-party custodial agreement. Investments in the state pool, local government investment pools, or money market funds are undeliverable, and therefore, not subject to the delivery or third-party safekeeping requirements.

11.0 DIVERSIFICATION

The Board of Directors recognizes that investment risks can result from issuer defaults, market price changes, or various technical complications leading to temporary illiquidity. Portfolio diversification is employed to minimize these risks. Investment signatories are expected to display prudence in the selection and/or approval of securities, to minimize the risks present in the investment portfolio. No individual investment transaction shall be undertaken, which jeopardizes the total capital position of the overall portfolio. To promote diversification, no more than 5 percent of the portfolio may be invested in the securities of any one issuer, regardless of security type; except for U.S. Treasuries, federal agencies, and pooled investments such as LAIF, money market funds, and local government investment pools.

The Board of Directors acknowledges that from time to time certain situations may arise during which strict adherence to an inflexible investment policy may be overly restrictive. On a case-by-case basis, the Board of Directors may consider any pertinent information of such situations and may, by minute action, modify or waive, within the constraints of CGC § 53601 et seq., any of the provisions and/or restrictions of this Investment Policy.

The AGM or the GM may periodically establish diversification guidelines, within the context of this policy, and strategies to control any risks of default, market price changes, and illiquidity.

12.0 TRADING OF SECURITIES

Trade is the movement from one security to another and may be done for a variety of reasons, such as to increase yield, lengthen or shorten maturities, to make a profit, or to increase investment quality. The purchase and sale transaction and the sale transaction must each be recorded separately and any losses or gains on the sale must be recorded.

The AGM or the GM may obtain competitive bids from at least two brokers or financial institutions on all purchases based on investment analysis recommended by staff about the Investment Policy guidelines. Competitive bids can also be obtained by any communication channels when necessary.

If the Agency has contracted with an investment advisor to provide investment services, the trading of the funds managed by the investment advisor will be performed by the investment advisor based on their established policies and procedure to evaluate and monitor the firms' credit worthiness, as well as their ability to perform the duties necessary for efficient trade execution. All trading activity conducted by the investment advisor shall be done in accordance with this Investment Policy and any written directions provided by the AGM and/or GM.

13.0 MAXIMUM MATURITIES

Where no maturity limit is stated for an investment under Section 8.0, no investment shall be made in any security that at the time of the investment, has a remaining term to maturity of more than five years unless the Board of Directors has granted express authority to make that investment either specifically or as part of a previous investment program no less than three

(3) months prior to the investment. Any investment currently held at the time the investment policy is adopted which does not meet the new policy guidelines will be held until maturity and shall be exempt from the current policy. At the time of the investment's maturity or liquidation such funds shall be reinvested only as provided in the most current policy.

14.0 PORTFOLIO MATURITY LIMITATION

The weighted average maturity of the entire portfolio shall not exceed three (3) years.

15.0 MONITORING CREDIT RATINGS

The AGM or the GM or the investment advisor shall monitor the ratings of all investments in their portfolios on a continuous basis. If an existing investment's rating drops below the minimum credit rating required for new investments made pursuant to this Investment Policy, the AGM or the GM shall make a written recommendation to the Board as to whether this security should be held or sold prior to maturity.

16.0 REPORTING

The AGM or the GM shall submit to each member of the Board of Directors a quarterly investment report. This report will include the elements of the quarterly report as recommended by CGC § 53646, to include:

a. Type of investment
b. Name of institution
c. Date of maturity
d. Amount of deposit or cost of the security and the par value
e. Current market value of all securities
f. Rate of interest/earnings (yield)
g. A monthly list of transactions

CGC § 53646(b) (2), (3) recommends that the investment report must include a statement that (i) all investment actions executed since the last investment report have been made in full compliance with the Investment Policy or a Board of Directors' minute action (waiver) and, that (ii) IEUA will meet its expenditure obligations for the next six months. The AGM or the GM shall maintain a complete and timely record of all investment transactions in support of the above statement.

17.0 INTERNAL CONTROLS

The AGM or the GM is responsible for establishing and maintaining a control structure designed to ensure that the assets of the IEUA are protected from loss, theft, or misuse. The internal control structure shall be designed to provide reasonable assurance that these objectives are met. The concept of reasonable assurance recognizes that (1) the cost of a control should not exceed the benefits likely to be derived and (2) the valuation and benefits require estimates and judgments by management.

An annual independent review, or as needed to address recommended changes, by an external auditor to ensure compliance with policies and procedures will be performed as part of the IEUA's annual audit.

18.0 PERFORMANCE STANDARDS

The investment portfolio shall be designed with the objective of obtaining a rate of return throughout budgetary and economic cycles, commensurate with the investment risk constraints and the cash flow needs. To determine whether market yields are being achieved, the AGM or the GM shall identify comparable benchmark(s) to the portfolio investment duration, (e.g., 90-day US Treasury Bill, 6-month US Treasury Bill, average LAIF yield rate).

If the Agency has contracted with an investment advisor to provide investment service, the investment performance of the managed funds shall be evaluated and compared to an appropriate benchmark to assess the success of the investment program relative to IEUA's safety, liquidity, return objectives. This comparative analysis is included in the investment report presented to the Board of Directors quarterly.

19.0 POLICY REVIEW

This Investment Policy shall be reviewed regularly to ensure its consistency with the overall objectives of preservation of principal, liquidity, and return and its relevance to current law and financial and economic trends. The Board shall be responsible for maintaining guidance over this Investment Policy to ensure that IEUA can adapt readily to changing market conditions and approve any modification to the Investment Policy prior to implementation.

20.0 STATE LAW

The legislated authority of the IEUA's investments is covered in Sections 53601, 53607, 53635, 53638, 53646, 53652, and 53653 of the Government Code. It is the policy of the IEUA to comply with the State laws governing its investments.

21.0 INVESTMENT POLICY ADOPTION

The Investment Policy shall be adopted by resolution of the Board of Directors of IEUA (A Municipal Water District). Moreover, the Policy shall be reviewed whenever there are recommended changes or annually, whichever occurs first, and modifications must be approved by the Board of Directors.

ADOPTED AND APPROVED:

Name:

Title: Board of Directors

Date: May 13, 2026

APPENDIX: GLOSSARY OF CASH MANAGEMENT TERMS

BOND PROCEEDS:
The money paid to the issuer by the purchaser or underwriter of a new issue of municipal securities. This money is used to finance the project or purpose for which the securities were issued and to pay certain costs of issuance as may be provided in the bond contract.

BROKER:
A broker acts as an intermediary between a buyer and seller for a commission and does not trade for his/her own risk and account or inventory.

CERTIFICATE OF DEPOSIT (CD):
A time deposit with a specific maturity evidenced by a certificate.

CERTIFICATE OF DEPOSIT ACCOUNT REGISTRY SYSTEM (CDARS):
A private CD placement service that allows local agencies to purchase more than $250,000 in CDs from a single financial institution (must be a participating institution of CDARS) while still maintaining FDIC insurance coverage. CDARS is currently the only entity providing this service. CDARS facilitates the trading of deposits between the California institution and other participating institutions in amounts that are less than $250,000 each, so that FDIC coverage is maintained.

COLLATERAL:
Securities, evidence of deposit or other property, which a borrower pledges to secure repayment of a loan. Also refers to securities pledged by a bank to secure deposits of public monies.

COMMERCIAL PAPER:
A short-term, unsecured, promissory note with a fixed maturity of no more than 397 days. By statute, these issues are exempt from registration with the U.S. Securities and Exchange Commission.

CREDIT RISK:
The risk to an investor that an issuer will default in the payment of interest and/or principal on a security and a loss will result.

CUSTODIAN:
A bank or other financial institution that keeps custody of stock certificates and other assets.

DEALER:
A dealer, as opposed to a broker, acts as a principal in all transactions, buying and selling for his own risk and account or inventory.

DELIVERY OF SECURITIES:
There are two methods of delivery of securities: *Delivery versus Payment* and *Delivery versus Receipt*. Delivery versus payment is delivery of securities with an exchange of money for the securities. Delivery versus receipt is delivery of securities with an exchange of signed receipt for the securities.

DIVERSIFICATION:
Dividing investment funds among a variety of securities offering independent returns.

DURATION:
A measure of the timing of the cash flows to be received from a given-fixed income security. This calculation is based on three variables: term to maturity, coupon rate, and yield to maturity. The duration of a security is a useful indicator of its price volatility for given changes in interest rates.

FEDERAL DEPOSIT INSURANCE CORPORATION (FDIC):
A federal agency that insures bank deposits.

FINANCIAL INDUSTRY REGULATORY AUTHORITY (FINRA):
The Financial Industry Regulatory Authority (FINRA) is the largest independent regulator for all securities firms doing business in the United States. All told, FINRA oversees over 4,200 brokerage firms, approximately 162,000 branch offices and 634,000 registered securities representatives.

INTEREST ONLY STRIPS:
The interest portion of a Treasury note or bond that has been stripped of its principal component through the commercial book-entry system.

INTEREST RATE RISK:
The risk of gain or loss in the market value of securities is due to changes in interest-rate levels. For example, rising interest rates will cause the market value of portfolio securities to decline.

INVERSE FLOATER:
Fixed income instruments whose coupon or interest rate is periodically reset according to a short-term rate index such as LIBOR, or prime rate. Unlike the traditional floating rate instrument, however, the inverse floater's rate is set equal to a fixed rate minus the short-term rate index.

INVESTMENT POLICY:
A clear and concise statement of the objectives and parameters formulated by an investor or investment manager for a portfolio of investment securities.

INVESTMENT PORTFOLIO:
A collection of securities held by a bank, individual, institution, or government agency for investment purposes.

LIQUIDITY:
The measure of an asset's ability to be converted easily and rapidly into cash with minimum risk on principal.

LOCAL AGENCY INVESTMENT FUND (LAIF):
An investment pool managed by the California State Treasurer. Local government units, with the consent of the governing body of that agency, may voluntarily deposit surplus funds for investment. Interest earned is distributed by the State Controller to the participating governmental agencies on a quarterly basis.

MARKET VALUE:
The price at which a security is currently being sold in the market. See FAIR VALUE.

MASTER REPURCHASE AGREEMENT:
A written contract covering all future transactions between the parties to repurchase agreements and reverse repurchase agreements that establishes each party's rights in the transactions. A master agreement will often specify, among other things, the right of the buyer-lender to liquidate the underlying securities in the event of default by the seller-borrower.

MATURITY:
The date that the principal or stated value of a debt instrument becomes due and payable.

MEDIUM-TERM NOTES (MTNs):
Corporate notes, having any or of the features of corporate bonds and ranging in maturity from nine months out to thirty years. The difference between corporate bonds and MTNs is that corporate bonds are underwritten.

NATIONALLY RECOGNIZED STATISTICAL RATING ORGANIZATION (NRSRO):
A rating organization designated by the SEC as being nationally recognized, such as Moody's Investor Service, Inc. (Moody's), Standard & Poor's (S&P), and Fitch Ratings (Fitch).

NEGOTIABLE CERTIFICATES OF DEPOSIT:
Time deposits issued by Federal Deposit Insurance Corporation (FDIC) insured banks and are underwritten by the Financial Industry Regulatory Authority (FINRA) registered Broker/Dealers. Also known as "DTC Eligible CDs" or "Brokered Deposits," this type of deposit is offered to investors by issuing institutions looking to raise liquidity and funding through the wholesale and institutional markets.

PAR VALUE:
The amount of principal that must be paid at maturity. Also referred to as the face amount of a bond, normally quoted in increments of $1,000 per bond.

PRIMARY DEALER:
A group of government securities dealers who submit daily reports of market activity and positions and monthly financial statements to the Federal Reserve Bank of New York and are subject to its informal oversight. Primary dealers include Securities and Exchange Commission (SEC)-registered securities broker/dealers, banks, and a few unregulated firms.

PRINCIPAL:
The face or par value of a debt instrument or the amount of capital invested in a security.

PRUDENT INVESTMENT STANDARD:
The way a prudent person of discretion and intelligence would be expected to manage the investment program in seeking a reasonable income and preservation of capital.

RANGE NOTES:
Securities that accrue interest during an interest period at a fixed or variable rate if a specified index is within a specified range during a designated period or at a point in time. A Range Note may not bear interest if the specified index is outside the specified range.

RATE OF RETURN:
1) The yield which can be attained on a security based on its purchase price or its current market price.
2) Income earned on an investment, expressed as a percentage of the cost of the investment.

REPURCHASE AGREEMENT (RP OR REPO):
A holder of securities (e.g., investment dealer) sells these securities to an investor (e.g., the Agency) with an agreement to repurchase them at a fixed date. The security "buyer" (e.g., the Agency) in effect lends the "seller" money for the period of the agreement, and the terms of the agreement are structured to compensate the "buyer" for this. Dealers use RP extensively to finance their positions. Exception: When the Fed is said to be doing RP, it is lending money that is increasing bank reserves.

REVERSE REPURCHASE AGREEMENT (REVERSE REPO):
A counter party (e.g., investment dealer) buys the securities from the holder of securities (e.g., the Agency) with an agreement to sell them back at a fixed date. The counter party in effect lends the seller (e.g., the Agency) money for the period of the agreement with the terms of the agreement structured to compensate buyer.

SAFEKEEPING:
A service banks offer to clients for a fee, where physical securities are held in the bank's vault for protection and book-entry securities are on record with the Federal Reserve Bank or Depository Trust Company in the bank's name for the benefit of the client. As agent for the client, the safekeeping bank settles securities transactions, collects coupon payments, and redeems securities at maturity or, if called, on the call date.

SECURITIES:
Investment instruments such as notes, bonds, stocks, money market instruments and other

instruments of indebtedness of equity.

SECURITIES AND EXCHANGE COMMISSION (SEC):
Agency created by Congress to protect investors in securities transactions by administering securities legislation.

SECONDARY MARKET:
A market for the repurchase and resale of outstanding issues following the initial distribution.

SUPRANATIONALS:
International organizations whereby member states transcend national boundaries or interests to share in transcend boundaries or interests to share in the decision-making process and vote on issues pertaining to the wider grouping.

TOTAL RETURN:
Total return when measuring performance, is the actual rate of return of an investment or a pool of investments over a given evaluation period. Total return includes interest, capital gains, dividends and distributions realized over a given period.

TREASURY SECURITIES:
Securities issued as direct obligations of the U.S. Government and backed by the full faith and credit of the federal government.

WEIGHTED AVERAGE MATURITY (WAM):
The average maturity of all the securities that comprise a portfolio, typically expressed in days of the year.

YIELD:
The annual rate of return on an investment expressed as a percentage of the investment. Income yield is obtained by dividing the current dollar income by the current market price for the security.

Exhibit A

INLAND EMPIRE UTILITIES AGENCY
OFFICE OF THE ASSISTANT GENERAL MANAGER
OR GENERAL MANAGER
INVESTMENT ADVISOR

The following investment advisor is authorized to provide investment services to IEUA, in accordance with the IEUA'S Investment Policy:

1. PFM Asset Management LLC – Contract Number 4600003568
    a. Approved 12/18/2024, expiring 1/09/2030.

Exhibit B

INLAND EMPIRE UTILITIES AGENCY
ASSISTANT GENERAL MANAGER OR GENERAL MANAGER
Authorized Brokers/Dealers

NONE



INVESTMENT POLICY

FISCAL YEAR

2025~~5~~6/26~~6~~7

INLAND EMPIRE UTILITIES AGENCY
INVESTMENT POLICY
TABLE OF CONTENTS

Section		*Page No.*
1.0	Policy	1
2.0	Scope	1
3.0	Prudence	2
4.0	Objectives	2
5.0	Delegation of Authority	2
6.0	Ethics & Conflicts of Interest	3
7.0	Authorized Financial Institutions & Dealers	3
8.0	Authorized & Suitable Investments	4
9.0	Authorized Investments for Bond Proceeds	7
10.0	Safekeeping and Custody	7
11.0	Diversification	~~7~~8
12.0	Trading of Securities	8
13.0	Maximum Maturities	8
14.0	Portfolio Maturity Limitation	9
15.0	Monitoring Credit Ratings	9
16.0	Reporting	9
17.0	Internal Controls	9
18.0	Performance Standards	10
19.0	Policy Review	10
20.0	State Law	10
21.0	Investment Policy Adoption	~~10~~11
Appendix 1	Glossary of Cash Management Terms	~~11~~12
Exhibit A	List of Investment Advisor	~~15~~16
Exhibit B	List of Authorized Brokers	~~16~~17

INLAND EMPIRE UTILITIES AGENCY
INVESTMENT POLICY

1.0 POLICY

WHEREAS The Legislature of the State of California has declared that the deposit and investment of public funds by local officials and local agencies is an issue of statewide concern (California Government Code (CGC) ~~§ 53600.6 and 53630.1 (CGC~~ § 53600.6 and § 53630.1).

WHEREAS the legislative body of a local agency may invest surplus monies, not required for the immediate necessities of the local agency, in accordance with the provisions of CGC § 5922 and CGC § 53601 et seq.; and

WHEREAS Assistant General Manager (AGM) or the General Manager (GM) of the Inland Empire Utilities Agency (IEUA) shall annually, or whenever there are recommended changes, whichever occurs first, prepare and submit a statement of investment policy and such policy, and any changes thereto, shall be considered by the legislative body at a public meeting (CGC § 53646[a]).

NOW, THEREFORE, BE IT RESOLVED that the policy of IEUA is to invest funds in a manner which will provide: (i) the maximum security; (ii) the funds necessary to meet the daily cash flow demands of the IEUA; and (iii) the highest investment return while conforming to all statutes governing the investment of IEUA funds within the constraints of this Investment Policy.

2.0 SCOPE

This Investment Policy applies to all surplus monies of IEUA, as defined below:

Surplus Monies are defined, for the Investment Policy, as all funds of IEUA except:

- Monies held in Deferred Compensation Accounts
- Monies held in Capital Capacity Reimbursement Accounts
- Bond funds pursuant to bond documents

Pooling of funds

Except for cash in certain restricted and special funds, IEUA will consolidate cash and reserve balances from all funds to maximize investments earnings and to increase efficiency with regard to investment pricing, safekeeping and administration. Investment income will be allocated to the various funds based on their respective participation and in accordance with Generally Accepted Accounting Principles.

3.0 PRUDENCE

The standard of prudence to be used by designated investment signatories shall be the "prudent investor" standard (CGC § 53600.3) and shall be applied in the context of managing an overall portfolio. Investments shall be made with care, skill, prudence, and diligence under the circumstances then prevailing, including, but not limited to, the general economic conditions and the anticipated needs of IEUA, that a prudent person acting in a like capacity and familiarity with those matters would use in the conduct of funds of a like character and with like aims, to safeguard the principal and maintain the liquidity needs of the agency.

Designated investment signatories, acting in accordance with written procedures, this Investment Policy, and exercising due diligence shall be relieved of personal responsibility for an individual security's credit risk or market price changes, provided deviations from expectations are reported in a timely fashion and appropriate action is taken to control adverse developments.

4.0 OBJECTIVES

As specified in CGC § 53600.5, when investing, reinvesting, purchasing, acquiring, exchanging, selling, and managing public funds, the primary objectives, in priority order, of the investment activities shall be:

A. *Safety:* Safety of principal is the foremost objective of the investment program. Investments made by IEUA shall be undertaken in a manner that seeks to ensure the preservation of capital in the overall portfolio. To attain this objective, diversification is required to prevent any potential loss on any individual security or depository from exceeding the income generated from the remainder of the portfolio.

B. *Liquidity:* The investment portfolio will remain sufficiently liquid to enable IEUA to meet all operating requirements, which might be reasonably anticipated.

C. *Return on Investments:* The investment portfolio shall be designed with the objective of attaining a market rate of return throughout budgetary and economic cycles, considering the investment risk constraints and the cash flow characteristics of the portfolio. Return on investment is of secondary importance compared to the safety and liquidity objectives described above. The core of investments is limited to relatively low-risk securities in anticipation of earning a fair return relative to the risk being assumed.

5.0 DELEGATION OF AUTHORITY

Authority to manage the investment program is derived from CGC § 53600, et seq. Management's responsibility for the investment program is hereby delegated for a one-year period by the Board of Directors, to the Assistant General Manager (AGM) or the General Manager (GM) who shall thereafter assume full responsibility for those transactions until the delegation of authority is revoked by the Board of Directors. Subject to review, the Board of Directors may renew the delegation of authority each year. The AGM or the GM shall establish written procedures for the operation of the investment program consistent with this Investment

Policy. Procedures should include references to safekeeping, wire transfer agreements, collateral/depository agreements and banking services contracts, as appropriate. Such procedures shall include explicit delegation of authority to people/positions responsible for investment transactions. No person may engage in an investment transaction except as provided under the terms of this Investment Policy and the procedures established by the AGM or the GM. The AGM or GM shall be responsible for all transactions undertaken and shall establish a system of controls to regulate the activities of subordinates.

The AGM and/or GM may engage the services of one or more external investment advisors to assist in the management of the IEUA's investment portfolio in a manner consistent with this Investment Policy and the Agency's investment objectives and any written directions provided by the AGM or GM. Furthermore, the advisors may not take possession of IEUA's cash or securities. Such investment advisors must be registered under the Investment Advisers Act of 1940.

6.0 ETHICS AND CONFLICTS OF INTEREST

Officers, employees, and ~~financial~~ investment advisors involved in the placement of investments shall refrain from personal business activity that could conflict with the proper execution of the investment program, or which could impair their ability to make impartial investment decisions.

7.0 AUTHORIZED FINANCIAL INSTITUTIONS AND DEALERS

If IEUA plans to initiate investment transactions on its own behalf, excluding bank deposits and investments made directly with an issuer, the AGM or the GM shall maintain a list of approved and authorized financial institutions selected based on credit worthiness, financial strength, experience, and capitalization.

In selecting the *financial institutions* for the deposit or investment of IEUA funds, the AGM or the GM's consideration shall include the depository's latest equity/asset ratio data and continue to monitor the financial institutions' credit characteristics and financial history throughout the period during which IEUA funds are deposited or invested.

> The minimum qualifications for Agency approved depository/financial institutions include: (i) that they must be at least three (3) years old; have total assets in excess of ten ($10) billion dollars; a core capital/asset ratio of 5 percent or better; or (ii) have total assets in excess of five hundred million dollars ($500,000,000); and a core capital/asset ratio of 6 percent or better.
>
> For the services of *banks, savings banks, and savings and loan associations,* depository agreements shall be prepared by the AGM or the GM and authorized representatives of the respective financial institutions for consideration and execution by the Board of Directors.

If IEUA plans to initiate investment transactions on its own behalf, for *broker/dealer* services utilized to invest in government securities and other investments, the AGM or the GM is

designated to select only brokers/dealers who are licensed and in good standing with the California Department of Securities (CDS), the Securities and Exchange Commission (SEC), the Financial Industry Regulatory Authority (FINRA), or other applicable self-regulatory organizations. A periodic review of authorized brokers/dealers is essential to serve IEUA's investment needs.

If IEUA has contracted with an investment advisor to provide investment services, the investment advisor may use their own list of approved issuers, *brokers/dealers, and financial institution* to conduct transactions on the IEUA's behalf.

8.0 AUTHORIZED AND SUITABLE INVESTMENTS

IEUA's investments are governed by the Government Code. Within the investments permitted by the Government Code, IEUA seeks to further restrict eligible investments to the investments listed below. In the event an apparent discrepancy is found between this Investment Policy and the Government Code, the more restrictive parameters will take precedence. Percentage holding limits listed in this section apply at the date an investment is purchased. Credit ratings, as shown, specify the minimum credit rating category required at the point of purchase.

A. United States Treasury notes, bonds, bills, or certificates of indebtedness, or those for which the full faith and credit of the United States are pledged for the payment of principal and interest.

B. Federal agency or United States government-sponsored enterprise obligations, participations, or other instruments, including those issued by or fully guaranteed as to principal and interest by federal agencies or United States government-sponsored enterprises.

C. State Municipal Securities – Registered treasury notes or bonds issued by any of the 50 United States, including bonds payable solely out of the revenues from a revenue-producing property owned, controlled, or operated by a state or by a department, board, agency, or authority of any of the fifty states. Securities eligible for investment under this paragraph shall be rated in a rating category of "A" or its equivalent or better by a Nationally Recognized Statistical Rating Organization (NRSRO). Short-term municipal securities eligible for investment shall be rated at or above the following credit agencies investment grade ratings; Sp-1 by Standard & Poor's, F-1 by Fitch, and MIG-1 by Moody's. These ratings for short term municipal securities signify the issuer's strong capacity to pay principal and interest. No more than 10 percent of IEUA's funds shall be invested in state and local municipal securities.

D. California Local Agency Municipal Securities – Bonds, notes, warrants or other evidence of indebtedness of a local agency or municipality located within the State of California, including debt securities issued by the IEUA. Given potential issues with arbitrage regulations, IEUA's legal counsel shall review any potential purchase of IEUA's own debt before the purchase. Securities eligible for investment under this paragraph shall be rated in a rating category of "A" or its equivalent or better by a NRSRO.

E. Bank deposits, including demand deposit accounts, savings account, and market rate accounts, time deposits, and certificates of deposit in financial institutions located in California. Bank deposits are required to be collateralized as specified under Government Code § 53630 et. seq. Agreements allowing for the waiver of the collateral requirement for that amount of deposit covered by the Federal Deposit Insurance Corporation may be implemented provided the remainder of the deposit is secured by collateral as required by the Government Code.

F. Negotiable Certificates of Deposit. Negotiable certificates of deposit (NCD) issued by a nationally or state-chartered bank, a savings association, or a federal association (as defined by Section 5102 of the Financial Code), a state or federal credit union, or by a federally licensed or state-licensed branch of a foreign bank. Purchases are limited to securities rated in a rating category of "A" (long-term) and/or "A-1" (short-term) or their equivalents or better by a NRSRO. NCD, for which the full amount of the principal and the interest may be accrued during the maximum term of each certificate is insured by federal deposit insurance are exempt from the rating requirements. A maximum of 30 percent of the portfolio may be invested in this category. The maximum investment maturity will be restricted to five years.

G. Placement Service Deposits (PSD). Funds may be placed with a private sector entity that assists in the placement of deposit with eligible financial institutions located in the United States (CGC § 53601.8). The full amount of the principal and the interest that may be accrued during the maximum term of each PSD shall always be insured by federal deposit insurance. The maximum portfolio exposure to Placement Service Deposits is limited to 30 percent. The maximum investment maturity will be restricted to five years.

H. Commercial paper of "prime" quality of the highest ranking or of the highest letter and number rating as provided for by a NRSRO. The entity that issues the commercial paper shall meet all the following conditions in either paragraph (1) or paragraph (2):

(1) The entity meets the following criteria:
(a) Is organized and operating in the United States as a general corporation.
(b) Has total assets of more than five hundred million dollars ($500,000,000).
(c) Has debt other than commercial paper, if any, that is rated in rating of "A" or its equivalent or better by a NRSRO.

(2) The entity meets the following criteria:
(a) Is organized within the United States as a special purpose corporation, trust, or limited liability company.
(b) Has program wide credit enhancements including, but not limited to, over collateralization, letters of credit, or surety bond.
(c) Has commercial paper that is rated in a rating category of "A-1" or better, or the equivalent by a NRSRO.

Eligible commercial paper shall have a maximum maturity of ~~270~~ 397 days or less. A maximum of 25 percent of the portfolio may be invested in this category.

I. Local Agency Investment Fund (LAIF) investment pool is a voluntary program created by statute as an investment alternative for California's local governments and special districts and is under the administration of the State Governor of California. All securities purchased by LAIF are under the authority of Government Code § 16429 and § 16480.4. As part of the Pooled Money Investment Account (PMIA), LAIF has oversight by the Pooled Money Investment Board (PMIB), and an in-house Investment Committee. LAIF also has oversight by the Local Agency Investment Advisory Board and is audited by the Bureau of State Audits on an annual basis. Investment in California LAIF cannot exceed the maximum deposit per agency limit as set by the Local Agency Investment Fund.

J. Local Government Investment Pools (LGIP). Shares of beneficial interest issued by a joint powers authority (JPA) organized pursuant to Government Code § 6509.7. To be eligible for purchase, the pool must meet the requirements of CGC § 53601(p).

Whenever the IEUA has any funds invested in an LGIP, the AGM or the GM may maintain on file a copy of the pools' current information statement to be reviewed on a periodic basis. Investment in LGIPs cannot exceed the maximum deposit limit as set by each LGIP.

K. Money Market Funds - Investing solely in U.S. treasury securities and U.S. Government Agency securities and repurchase agreements relating to the above obligations. To be eligible, these Money Market Funds must have met either of the following criteria: (A) Attained the highest ranking or the highest letter and numerical rating provided by not less than two NRSROs. (B) Retained an investment advisor with not less than five years of experience and registered or exempt from registration with the SEC, with assets under management of more than five hundred million dollars ($500,000,000). No more than 20 percent of the portfolio may be invested in Money Market Funds with no more than 10 percent invested in any one money market mutual fund.

L. Repurchase Agreements - IEUA may invest in repurchase agreements with banks and dealers with which IEUA has entered a master repurchase agreement which specifies the terms and conditions of repurchase agreements.

1) Transactions shall be limited to the primary dealers and banking institutions rated in a rating category of "A" or its equivalent or better by a NRSRO, or with a financially stable banking institution which the Agency has a substantial banking relationship. The maturity of repurchase agreements shall not exceed 90 days. The market value of securities used as collateral for repurchase agreements shall be monitored daily by the AGM or GM and will not be allowed to fall below 102 percent of the value of the repurchase agreement plus the value of collateral more than the value of the repurchase agreement.

   To conform with the Federal Bankruptcy Code which provides for the liquidation of securities held as collateral for repurchase agreements, the only securities acceptable as collateral shall be securities that are direct obligations of, or that are fully guaranteed as to principal and interest by the United States or any agency of the United States.

2) Not more than 40 percent of the portfolio may be invested in repurchase agreements and a security interest satisfactory to IEUA shall always be maintained in the securities subject to a repurchase agreement.

M. Medium Term Notes (MTN): MTNs defined as all corporate and depository institution debt securities with a maximum remaining maturity of five years or less, issued by corporations organized and operating within the United States or by depository institutions licensed by the United States or any state and operating within the United States. Purchases in this category shall not exceed 30 percent of the portfolio and must be rated in a rating category of "A" or its equivalent or better by a NRSRO.

N. U.S Instrumentalities (Supranational): United States dollar denominated senior unsecured unsubordinated obligations issued or unconditionally guaranteed by the International Bank for Reconstruction and Development, International Finance Corporation, or Inter-American Development Bank, with a maximum remaining maturity of five years or less, and eligible for purchase and sale within the United States. Purchases are limited to securities that are rated in a rating category of "AA" or its equivalent or better by NRSRO. A maximum of 20 percent of the portfolio may be invested in United States Instrumentalities.

Ineligible Investments: Investments not described herein, including but not limited to, reverse repurchase agreements and common stocks are prohibited from use in this portfolio. This Investment Policy further specifically disallows investments in inverse floaters, range notes, or interest only strips that are derived from a pool of mortgages, or any security that could result in zero interest accrual if held to maturity. IEUA may invest in securities issued by, or backed by, the United States government that could result in zero- or negative-interest accrual if held to maturity, in the event of, and for the duration of, a period of negative market interest rates. IEUA may hold these instruments until their maturity dates.

9.0 AUTHORIZED INVESTMENTS FOR BOND PROCEEDS

Bond proceeds shall be invested in the securities permitted pursuant to Board approved bond documents. If the bond documents are silent as to the permitted investments, bond proceeds will be invested in the securities permitted by this policy. Notwithstanding the other provisions of this Investment Policy, the dollar portfolio, percentage, and term limitations listed elsewhere in the Investment Policy do not apply to bond proceeds. In addition to the securities listed in Section 8.0 above, bond proceeds may be invested in a structured investment product if approved by the AGM or GM.

10.0 SAFEKEEPING AND CUSTODY

As required by CGC § 53601 all security transactions entered by IEUA shall be conducted on Delivery versus Payment basis. Delivery versus Payment or DVP basis means all securities purchased or acquired shall be delivered to IEUA by book entry, physical delivery, or third-party custodial agreement. Investments in the state pool, local government investment pools, or money market funds are undeliverable, and therefore, not subject to ~~the~~ delivery or third-party safekeeping requirements.

11.0 DIVERSIFICATION

The Board of Directors recognizes that investment risks can result from issuer defaults, market price changes, or various technical complications leading to temporary illiquidity. Portfolio diversification is employed to minimize these risks. Investment signatories are expected to display prudence in the selection and/or approval of securities, to minimize the risks present in the investment portfolio. No individual investment transaction shall be undertaken, which jeopardizes the total capital position of the overall portfolio. To promote diversification, no more than 5 percent of the portfolio may be invested in the securities of any one issuer, regardless of security type; except for U.S. Treasuries, federal agencies, and pooled investments such as LAIF, money market funds, and local government investment pools.

The Board of Directors acknowledges that from time to time certain situations may arise during which strict adherence to an inflexible investment policy may be overly restrictive. On a case-by-case basis, the Board of Directors may consider any pertinent information of such situations and may, by minute action, modify or waive, within the constraints of CGC § 53601 et seq., any of the provisions and/or restrictions of this Investment Policy.

The AGM or the GM may periodically establish diversification guidelines, within the context of this policy, and strategies to control any risks of default, market price changes, and illiquidity.

12.0 TRADING OF SECURITIES

Trade is the movement from one security to another and may be done for a variety of reasons, such as to increase yield, lengthen or shorten maturities, to make a profit, or to increase investment quality. The purchase and sale transaction and the sale transaction must each be recorded separately and any losses or gains on the sale must be recorded.

The AGM or the GM may obtain competitive bids from at least two brokers or financial institutions on all purchases based on investment analysis recommended by staff about the Investment Policy guidelines. Competitive bids can also be obtained by any communication channels when necessary.

If the Agency has contracted with an investment advisor to provide investment services, the trading of the funds managed by the investment advisor will be performed by the investment advisor based on their established policies and procedure to evaluate and monitor the firms' credit worthiness, as well as their ability to perform the duties necessary for efficient trade execution. All trading activity conducted by the investment advisor shall be done in accordance with this Investment Policy and any written directions provided by the AGM and/or GM.

13.0 MAXIMUM MATURITIES

Where no maturity limit is stated for an investment under Section 8.0, no investment shall be made in any security that at the time of the investment, has a remaining term to maturity of more than five years unless the Board of Directors has granted express authority to make that investment either specifically or as part of a previous investment program no less than three

(3) months prior to the investment. Any investment currently held at the time the investment policy is adopted which does not meet the new policy guidelines will be held until maturity and shall be exempt from the current policy. At the time of the investment's maturity or liquidation such funds shall be reinvested only as provided in the most current policy.

14.0 PORTFOLIO MATURITY LIMITATION

The weighted average maturity of the entire portfolio shall not exceed three (3) years.

15.0 MONITORING CREDIT RATINGS

The AGM or the GM or the investment advisor shall monitor the ratings of all investments in their portfolios on a continuous basis. If an existing investment's rating drops below the minimum credit rating required for new investments made pursuant to this Investment Policy, the AGM or the GM shall make a written recommendation to the Board as to whether this security should be held or sold prior to maturity.

16.0 REPORTING

The AGM or the GM shall submit to each member of the Board of Directors a quarterly investment report. This report will include the elements of the quarterly report as recommended by CGC § 53646, to include:

a. Type of investment
b. Name of institution
c. Date of maturity
d. Amount of deposit or cost of the security and the par value
e. Current market value of all securities
f. Rate of interest/earnings (yield)
g. A monthly list of transactions

CGC § 53646(b) (2), (3) recommends that the investment report must include a statement that (i) all investment actions executed since the last investment report have been made in full compliance with the Investment Policy or a Board of Directors' minute action (waiver) and, that (ii) IEUA will meet its expenditure obligations for the next six months. The AGM or the GM shall maintain a complete and timely record of all investment transactions in support of the above statement.

17.0 INTERNAL CONTROLS

The AGM or the GM is responsible for establishing and maintaining a control structure designed to ensure that the assets of the IEUA are protected from loss, theft, or misuse. The internal control structure shall be designed to provide reasonable assurance that these objectives are met. The concept of reasonable assurance recognizes that (1) the cost of a control should not exceed the benefits likely to be derived and (2) the valuation and benefits require estimates and judgments by management.

An annual independent review, or as needed to address recommended changes, by an external auditor to ~~assure~~ ensure compliance with policies and procedures will be performed as part of the IEUA's annual audit.

18.0 PERFORMANCE STANDARDS

The investment portfolio shall be designed with the objective of obtaining a rate of return throughout budgetary and economic cycles, commensurate with the investment risk constraints and the cash flow needs. To determine whether market yields are being achieved, the AGM or the GM shall identify comparable benchmark(s) to the portfolio investment duration, (e.g., 90-day US Treasury Bill, 6-month US Treasury Bill, average LAIF yield rate).

If the Agency has contracted with an investment advisor to provide investment service, the investment performance of the managed funds shall be evaluated and compared to an appropriate benchmark to assess the success of the investment program relative to IEUA's safety, liquidity, return objectives. This comparative analysis is included in the investment report presented to the Board of Directors quarterly.

19.0 POLICY REVIEW

This Investment Policy shall be reviewed regularly to ensure its consistency with the overall objectives of preservation of principal, liquidity, and return and its relevance to current law and financial and economic trends. The Board shall be responsible for maintaining guidance over this Investment Policy to ensure that IEUA can adapt readily to changing market conditions and approve any modification to the Investment Policy prior to implementation.

20.0 STATE LAW

The legislated authority of the IEUA's investments is covered in Sections 53601, 53607, 53635, 53638, 53646, 53652, and 53653 of the Government Code. It is the policy of the IEUA to comply with the State laws governing its investments.

21.0 INVESTMENT POLICY ADOPTION

The Investment Policy shall be adopted by resolution of the Board of Directors of IEUA (A Municipal Water District). Moreover, the Policy shall be reviewed whenever there are recommended changes or annually, whichever occurs first, and modifications must be approved by the Board of Directors.

ADOPTED AND APPROVED:

Name:

Title: Board of Directors

Date: May ~~21~~13, 202~~5~~6

APPENDIX: GLOSSARY OF CASH MANAGEMENT TERMS

BOND PROCEEDS:
The money paid to the issuer by the purchaser or underwriter of a new issue of municipal securities. This money is used to finance the project or purpose for which the securities were issued and to pay certain costs of issuance as may be provided in the bond contract.

BROKER:
A broker acts as an intermediary between a buyer and seller for a commission and does not trade for his/her own risk and account or inventory.

CERTIFICATE OF DEPOSIT (CD):
A time deposit with a specific maturity evidenced by a certificate.

CERTIFICATE OF DEPOSIT ACCOUNT REGISTRY SYSTEM (CDARS):
A private CD placement service that allows local agencies to purchase more than $250,000 in CDs from a single financial institution (must be a participating institution of CDARS) while still maintaining FDIC insurance coverage. CDARS is currently the only entity providing this service. CDARS facilitates the trading of deposits between the California institution and other participating institutions in amounts that are less than $250,000 each, so that FDIC coverage is maintained.

COLLATERAL:
Securities, evidence of deposit or other property, which a borrower pledges to secure repayment of a loan. Also refers to securities pledged by a bank to secure deposits of public monies.

COMMERCIAL PAPER:
A short-term, unsecured, promissory note with a fixed maturity of no more than ~~270~~ 397 days. By statute, these issues are exempt from registration with the U.S. Securities and Exchange Commission.

CREDIT RISK:
The risk to an investor that an issuer will default in the payment of interest and/or principal on a security and a loss will result.

CUSTODIAN:
A bank or other financial institution that keeps custody of stock certificates and other assets.

DEALER:
A dealer, as opposed to a broker, acts as a principal in all transactions, buying and selling for his own risk and account or inventory.

DELIVERY OF SECURITIES:
There are two methods of delivery of securities: *Delivery versus Payment* and *Delivery versus Receipt*. Delivery versus payment is delivery of securities with an exchange of money for the securities. Delivery versus receipt is delivery of securities with an exchange of signed receipt for the securities.

DIVERSIFICATION:
Dividing investment funds among a variety of securities offering independent returns.

DURATION:
A measure of the timing of the cash flows to be received from a given-fixed income security. This calculation is based on three variables: term to maturity, coupon rate, and yield to maturity. The duration of a security is a useful indicator of its price volatility for given changes in interest rates.

FEDERAL DEPOSIT INSURANCE CORPORATION (FDIC):
A federal agency that insures bank deposits.

FINANCIAL INDUSTRY REGULATORY AUTHORITY (FINRA):
The Financial Industry Regulatory Authority (FINRA) is the largest independent regulator for all securities firms doing business in the United States. All told, FINRA oversees over ~~34~~,200 brokerage firms, ~~about~~ approximately 1~~48~~62,000 branch offices and ~~approximately~~ 634,000 registered securities representatives.

INTEREST ONLY STRIPS:
The interest portion of a Treasury note or bond that has been stripped of its principal component through the commercial book-entry system.

INTEREST RATE RISK:
The risk of gain or loss in the market value of securities due to changes in interest-rate levels. For example, rising interest rates will cause the market value of portfolio securities to decline.

INVERSE FLOATER:
Fixed income instruments whose coupon or interest rate is periodically reset according to a short-term rate index such as LIBOR, or prime rate. Unlike the traditional floating rate instrument, however, the inverse floater's rate is set equal to a fixed rate minus the short-term rate index.

INVESTMENT POLICY:
A clear and concise statement of the objectives and parameters formulated by an investor or investment manager for a portfolio of investment securities.

INVESTMENT PORTFOLIO:
A collection of securities held by a bank, individual, institution, or government agency for investment purposes.

LIQUIDITY:
The measure of an asset's ability to be converted easily and rapidly into cash with minimum risk on principal.

LOCAL AGENCY INVESTMENT FUND (LAIF):
An investment pool managed by the California State Treasurer. Local government units, with the consent of the governing body of that agency, may voluntarily deposit surplus funds for investment. Interest earned is distributed by the State Controller to the participating governmental agencies on a quarterly basis.

MARKET VALUE:
The price at which a security is currently being sold in the market. See FAIR VALUE.

MASTER REPURCHASE AGREEMENT:
A written contract covering all future transactions between the parties to repurchase agreements and reverse repurchase agreements that establishes each party's rights in the transactions. A master agreement will often specify, among other things, the right of the buyer-lender to liquidate the underlying securities in the event of default by the seller-borrower.

MATURITY:
The date that the principal or stated value of a debt instrument becomes due and payable.

MEDIUM-TERM NOTES (MTNs):
Corporate notes, having any or of the features of corporate bonds and ranging in maturity from nine months out to thirty years. The difference between corporate bonds and MTNs is that corporate bonds are underwritten.

NATIONALLY RECOGNIZED STATISTICAL RATING ORGANIZATION (NRSRO):
A rating organization designated by the SEC as being nationally recognized, such as Moody's Investor Service, Inc. (Moody's), Standard & Poor's (S&P), and Fitch Ratings (Fitch).

NEGOTIABLE CERTIFICATES OF DEPOSIT:
Time deposits issued by Federal Deposit Insurance Corporation (FDIC) insured banks and are underwritten by the Financial Industry Regulatory Authority (FINRA) registered Broker/Dealers. Also known as "DTC Eligible CDs" or "Brokered Deposits," this type of deposit is offered to investors by issuing institutions looking to raise liquidity and funding through the wholesale and institutional markets.

PAR VALUE:
The amount of principal that must be paid at maturity. Also referred to as the face amount of a bond, normally quoted in increments of $1,000 per bond.

PRIMARY DEALER:
A group of government securities dealers who submit daily reports of market activity and positions and monthly financial statements to the Federal Reserve Bank of New York and are subject to its informal oversight. Primary dealers include Securities and Exchange Commission (SEC)-registered securities broker/dealers, banks, and a few unregulated firms.

PRINCIPAL:
The face or par value of a debt instrument or the amount of capital invested in a security.

PRUDENT INVESTMENT STANDARD:
The way a prudent person of discretion and intelligence would be expected to manage the investment program in seeking a reasonable income and preservation of capital.

RANGE NOTES:
Securities that accrue interest during an interest period at a fixed or variable rate if a specified index is within a specified range during a designated period or at a point in time. A Range Note may not bear interest if the specified index is outside the specified range.

RATE OF RETURN:
1) The yield which can be attained on a security based on its purchase price or its current market price.
2) Income earned on an investment, expressed as a percentage of the cost of the investment.

REPURCHASE AGREEMENT (RP OR REPO):
A holder of securities (e.g., investment dealer) sells these securities to an investor (e.g., the Agency) with an agreement to repurchase them at a fixed date. The security "buyer" (e.g., the Agency) in effect lends the "seller" money for the period of the agreement, and the terms of the agreement are structured to compensate the "buyer" for this. Dealers use RP extensively to finance their positions. Exception: When the Fed is said to be doing RP, it is lending money that is increasing bank reserves.

REVERSE REPURCHASE AGREEMENT (REVERSE REPO):
A counter party (e.g., investment dealer) buys the securities from the holder of securities (e.g., the Agency) with an agreement to sell them back at a fixed date. The counter party in effect lends the seller (e.g., the Agency) money for the period of the agreement with the terms of the agreement structured to compensate buyer.

SAFEKEEPING:
A service banks offer to clients for a fee, where physical securities are held in the bank's vault for protection and book-entry securities are on record with the Federal Reserve Bank or Depository Trust Company in the bank's name for the benefit of the client. As agent for the client, the safekeeping bank settles securities transactions, collects coupon payments, and redeems securities at maturity or, if called, on the call date.

SECURITIES:
Investment instruments such as notes, bonds, stocks, money market instruments and other

instruments of indebtedness of equity.

SECURITIES AND EXCHANGE COMMISSION (SEC):
Agency created by Congress to protect investors in securities transactions by administering securities legislation.

SECONDARY MARKET:
A market for the repurchase and resale of outstanding issues following the initial distribution.

SUPRANATIONALS:
International organizations whereby member states transcend national boundaries or interests to share in transcend boundaries or interests to share in the decision-making process and vote on issues pertaining to the wider grouping.

TOTAL RETURN:
Total return when measuring performance, is the actual rate of return of an investment or a pool of investments over a given evaluation period. Total return includes interest, capital gains, dividends and distributions realized over a given period.

TREASURY SECURITIES:
Securities issued as direct obligations of the U.S. Government and backed by the full faith and credit of the federal government.

WEIGHTED AVERAGE MATURITY (WAM):
The average maturity of all the securities that comprise a portfolio, typically expressed in days of the year~~s~~.

YIELD:
The annual rate of return on an investment expressed as a percentage of the investment. Income yield is obtained by dividing the current dollar income by the current market price for the security.

Exhibit A

INLAND EMPIRE UTILITIES AGENCY
OFFICE OF THE ASSISTANT GENERAL MANAGER
OR GENERAL MANAGER
INVESTMENT ADVISOR

The following investment advisor is authorized to provide investment services to IEUA, in accordance with the IEUA'S Investment Policy:

1. PFM Asset Management LLC – Contract Number 4600003568
    a. Approved 12/18/2024, expiring 1/09/2030.

Exhibit B

INLAND EMPIRE UTILITIES AGENCY
ASSISTANT GENERAL MANAGER OR GENERAL MANAGER
Authorized Brokers/Dealers

NONE

Inland Empire Utilities Agency
A MUNICIPAL WATER DISTRICT

3D

Date: May 13, 2026

To: The Honorable Board of Directors

From: Martin Cihigoyenetche, General Counsel

Committee:

Staff Contact: Martin Cihigoyenetche, General Counsel

Subject: Adopt Resolution No. 2026-5-2, Nominating Representative for Santa Ana River Watermaster

Executive Summary:

The Santa Ana River Watermaster is a committee comprised of five members nominated by the parties and appointed by the Court. San Bernardino Valley Municipal Water District, Inland Empire Utilities Agency, and Western Municipal Water District each nominate one member, and Orange County Water District nominates two.

Due to the departure of Interim General Manager Christiana Daisy who temporarily served as IEUA's Watermaster representative, the Agency wishes to nominate General Manager Kevin Alexander as the Agency's new representative to the Santa Ana River Watermaster Committee per provisions of the 1969 Judgment in Orange County Water District vs City of Chino, et al.

Staff's Recommendation:

Staff recommends that the Board adopt Resolution No. 2026-5-2, nominating General Manager Kevin Alexander as the Inland Empire Utilities Agency's representative to the five-member Santa Ana River Watermaster Committee.

Budget Impact *Budgeted (Y/N):* N *Amendment (Y/N):* N *Amount for Requested Approval*

Regional Sewerage *Technical Committee (Y/N):* N

Policy Committee (Y/N): N

Prior Board Action:

On February 18, 2026, the Board of Directors nominated Christiana Daisy as IEUA's representative to the Santa Ana River Watermaster Committee.

Attachments:

Attachment 1 - Resolution No. 2026-5-2

RESOLUTION NO. 2026-5-2

RESOLUTION OF THE BOARD OF DIRECTORS OF THE INLAND EMPIRE UTILITIES AGENCY*, SAN BERNARDINO COUNTY, CALIFORNIA, NOMINATING AN AGENCY REPRESENTATIVE TO THE SANTA ANA RIVER WATERMASTER COMMITTEE IN THE MATTER OF ORANGE COUNTY WATER DISTRICT V. CITY OF CHINO, ET AL.

WHEREAS, Ms. Christiana Daisy has served as the Inland Empire Utilities Agency* representative on the Santa Ana River Watermaster Committee appointed pursuant to Orange County Water District v. City of Chino, et al., Orange County Superior Court No. 117628; and

WHEREAS, Ms. Christiana Daisy resigned as the Inland Empire Utilities Agency* representative to the Santa Ana River Watermaster Committee, effective March 18, 2026; and

WHEREAS, the Judgment provides that the Inland Empire Utilities Agency* shall nominate its representative to replace Ms. Christiana Daisy on the Committee.

NOW, THEREFORE, BE IT RESOLVED by the Board of Directors that:

1. Inland Empire Utilities Agency* nominates Mr. Kevin Alexander, General Manager, as its representative of said Watermaster Committee effective May 13, 2026, to succeed Ms. Christiana Daisy; and

2. General Counsel for the Inland Empire Utilities Agency* is authorized and directed to execute and file with Orange County Superior Court a written nomination of Mr. Kevin Alexander as the representative of this Agency on the Santa Ana River Watermaster Committee to cause an Order of the Court to be filed and entered appointing Mr. Kevin Alexander as the Agency's Representative.

ADOPTED the 13th day of May 2026.

_____
Steven J. Elie
President of the Inland Empire
Utilities Agency* and of the
Board of Directors thereof

ATTEST:

_____
Michael Camacho
Secretary/Treasurer of the Inland Empire
Utilities Agency* and of the
Board of Directors thereof

*A Municipal Water District

STATE OF CALIFORNIA)
COUNTY OF) SS
SAN BERNARDINO)

I, Michael Camacho, Secretary/Treasurer of the Inland Empire Utilities Agency*, DO HEREBY CERTIFY that the foregoing Resolution being No. 2026-5-2, was adopted at a Special Board Meeting on May 13, 2026, of said Agency by the following vote:

AYES:

NOES:

ABSTAIN:

ABSENT:

_____
Michael Camacho
Secretary/Treasurer of the Inland Empire
Utilities Agency* and of the
Board of Directors thereof

(SEAL)

*A Municipal Water District

Inland Empire Utilities Agency
A MUNICIPAL WATER DISTRICT

4A

Date: May 13, 2026

To: The Honorable Board of Directors **From:** Kevin Alexander, General Manager

Committee:

Staff Contact: Randy Lee, Acting Deputy General Manager

Subject: Ten-Year Capital Improvement Plan for Fiscal Year 2026/27-Fiscal Year 2035/36 (Written/PowerPoint)

Executive Summary:

The Ten-Year Capital Improvement Plan (TYCIP) is a crucial planning tool for IEUA, outlining capital priorities and future projects. These documents prepare IEUA for regional needs and facilitate the utilization of various capital funding options, including loans and grants, along with potential impacts on rates.

The TYCIP outlines projects agencywide, prioritizing safety, reliability, and compliance. Covering Fiscal Year (FY) 2027 through FY 2036, the TYCIP designates $ 1,621,982,364 for capital improvement projects, with 53% allocated to the Regional Wastewater Capital Improvement Program Fund. Pursuant to Section 9A of the Regional Sewage Service Contract and Ordinance No.114, IEUA will submit a subset of the TYCIP, the Ten-Year Sewer Capital Forecast (TYSCF), to the Regional Technical Committee and Policy Committee (Committees) for recommendation.

The TYSCF long-term financial planning document includes wastewater flow forecasts, a description of planned wastewater capital projects, plant capacities, and proposed capital project spending in the Regional Wastewater Programs; more specifically, the Regional Wastewater Capital Improvement (RC) and the Regional Wastewater Operations (RO) funds. Capital projects include the acquisition, improvement, construction, and expansion of the Regional System. The Regional Committees' review and recommendation authority applies to the Regional Wastewater Programs that affect future demands. The TYSCF was presented to the Regional Committees as an informational item during the March/April 2026 meetings and will be presented again for their recommendation at the May/June meetings.

Budget Impact *Budgeted (Y/N):* Y *Amendment (Y/N):* N *Amount for Requested Approval*

Fiscal Impact (explain if not budgeted):

Aligned with FY 2026/27 proposed biennial budget.

Regional Sewerage *Technical Committee (Y/N):* Y *Technical Meeting Date:* 05/28/2026

Policy Committee (Y/N): Y *Policy Meeting Date:* 06/04/2026

Aligns with Strategic Goal:

Goal 3. Fiscal Responsibility: Responsibly manage public funds and safeguard IEUAs fiscal health to

support short-term and long-term needs, while providing cost-effective services to our customers.

Environmental Determination Text:

Each project listed within the Ten-Year Capital Improvement Plan will undergo its own environmental impact determination.

Attachments:

Attachment 1 - PowerPoint
Attachment 2 - FY2027-FY2036 Ten-Year Capital Improvement Plan
Attachment 3 - FY2027-FY2036 Ten-Year Sewer Capital Forecast



Inland Empire Utilities Agency
A MUNICIPAL WATER DISTRICT

Ten-Year Capital Improvement Plan Fiscal Year 2026/27 – Fiscal Year 2035/36

Travis Sprague, P.E.
Manager of Asset Management

May 2026

2 Capital Planning Supports Reliable, Sustainable Infrastructure

- Ten-Year Capital Improvement Plan (TYCIP)
  - Capital: 145 projects and $1.62 billion
  - Non-Capital: 95 projects and $150.1 million
- Biennial planning document
  - Project list updated annually
- Includes all (7) funds
  - Administrative Services
  - Non-Reclaimable Wastewater
  - Regional Wastewater Capital Improvement
  - Regional Wastewater Operations and Maintenance (O&M)
  - Groundwater Recharge
  - Recycled Water (RW)
  - Water Resources
- Prepare for future needs and financing and funding options



3 Capital Planning Updates

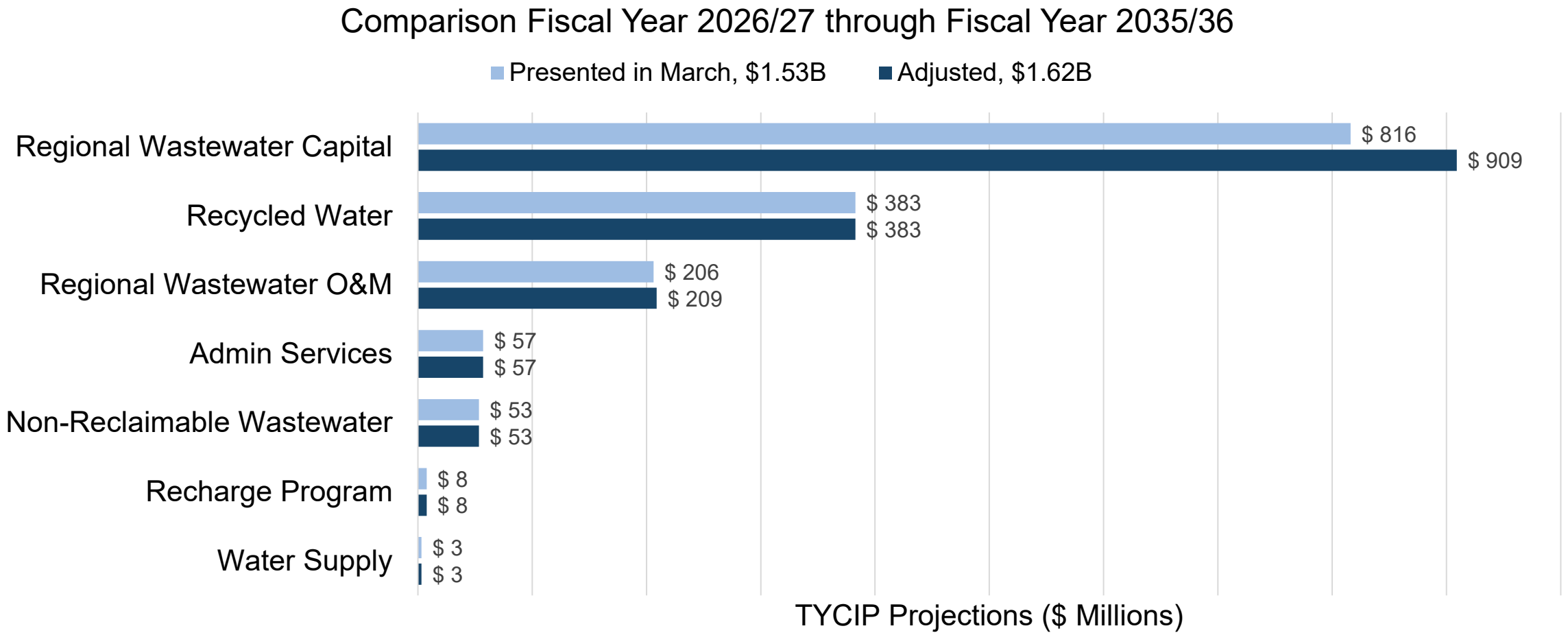

- $93M placeholder – Regional Wastewater Capital
- $2.76M total project budget transfer to RP-1 Primary Clarifier No. 1 Through No. 10 Rehabilitation Project – Regional Wastewater O&M

4 Capital Planning is Increasing to Sustain Reliable Agency Infrastructure

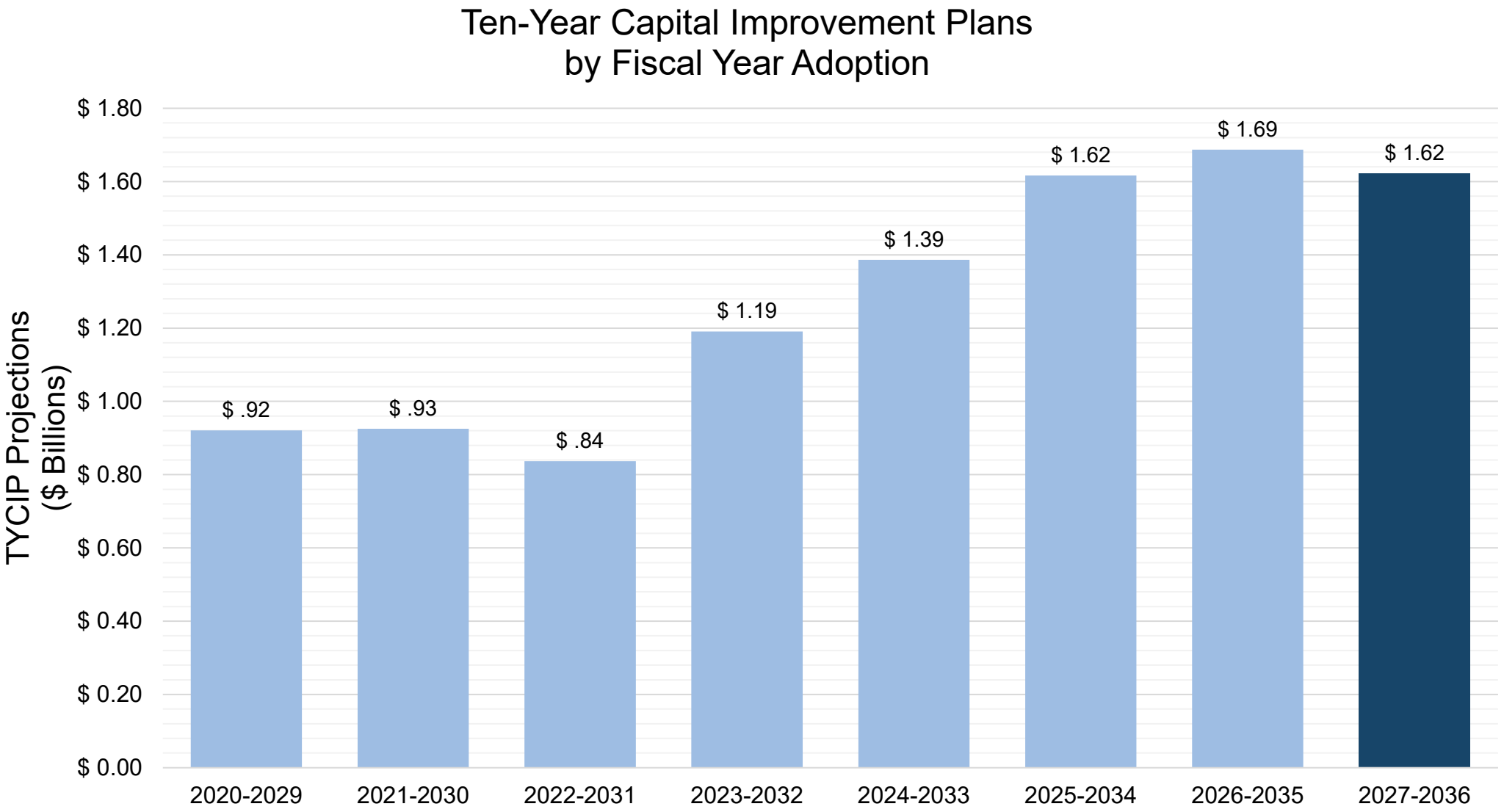

5 Looking Back at the Previous Ten Years

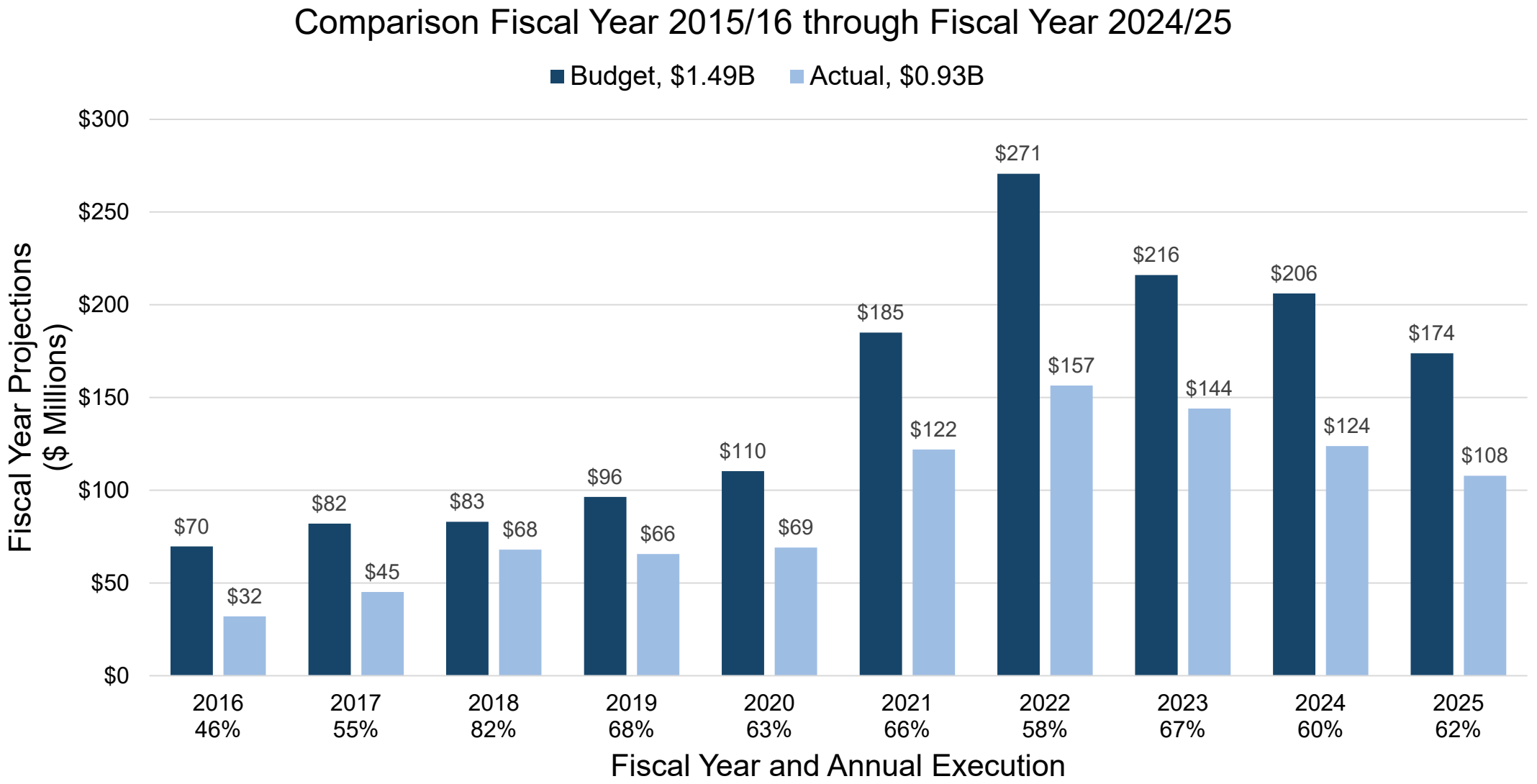

6 Proposed TYCIP Builds on the Adopted Plan

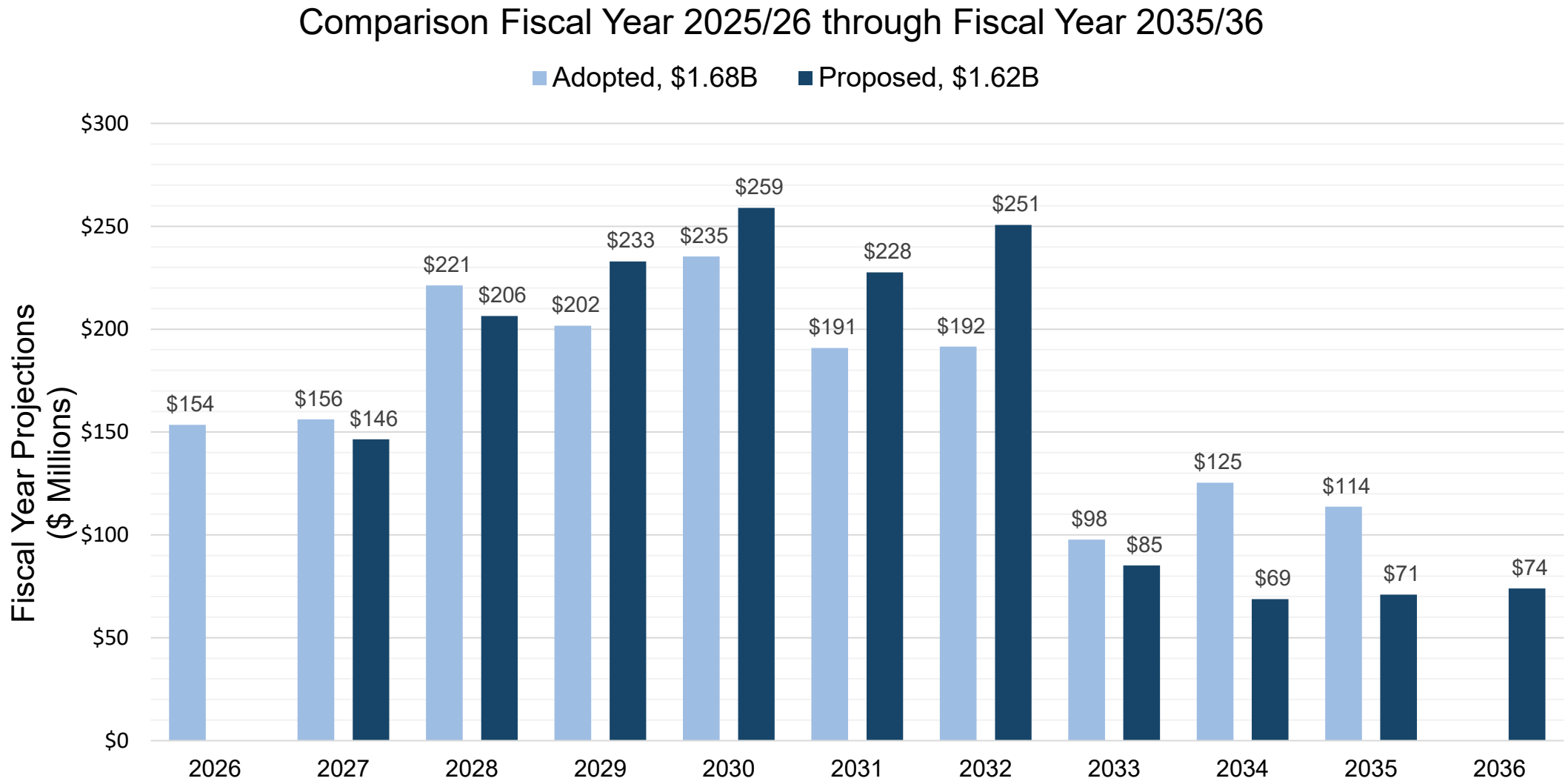

7 Connected Planning Across the Agency

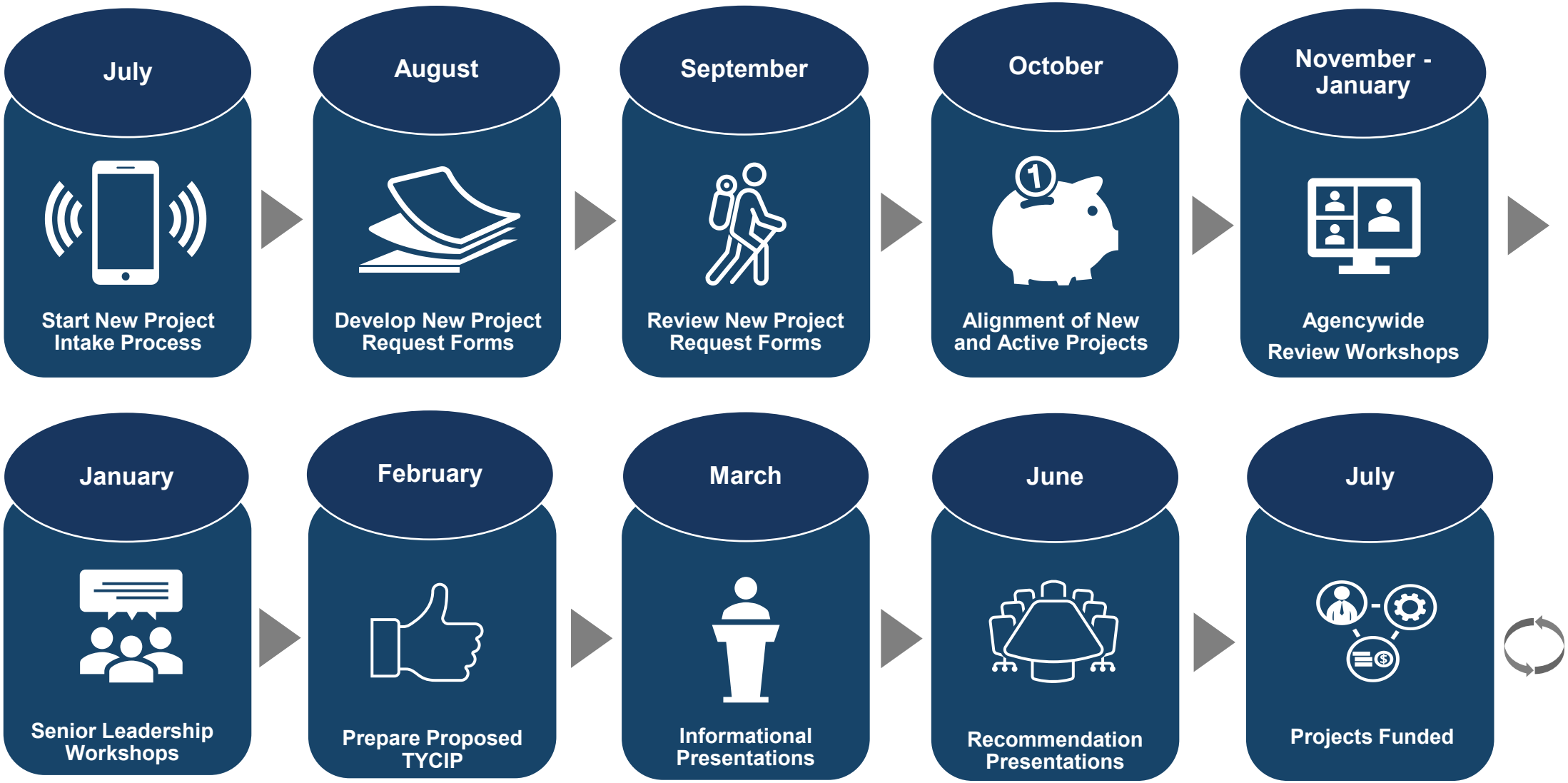

8 Strategic Deferral Balances Risk and Available Resources

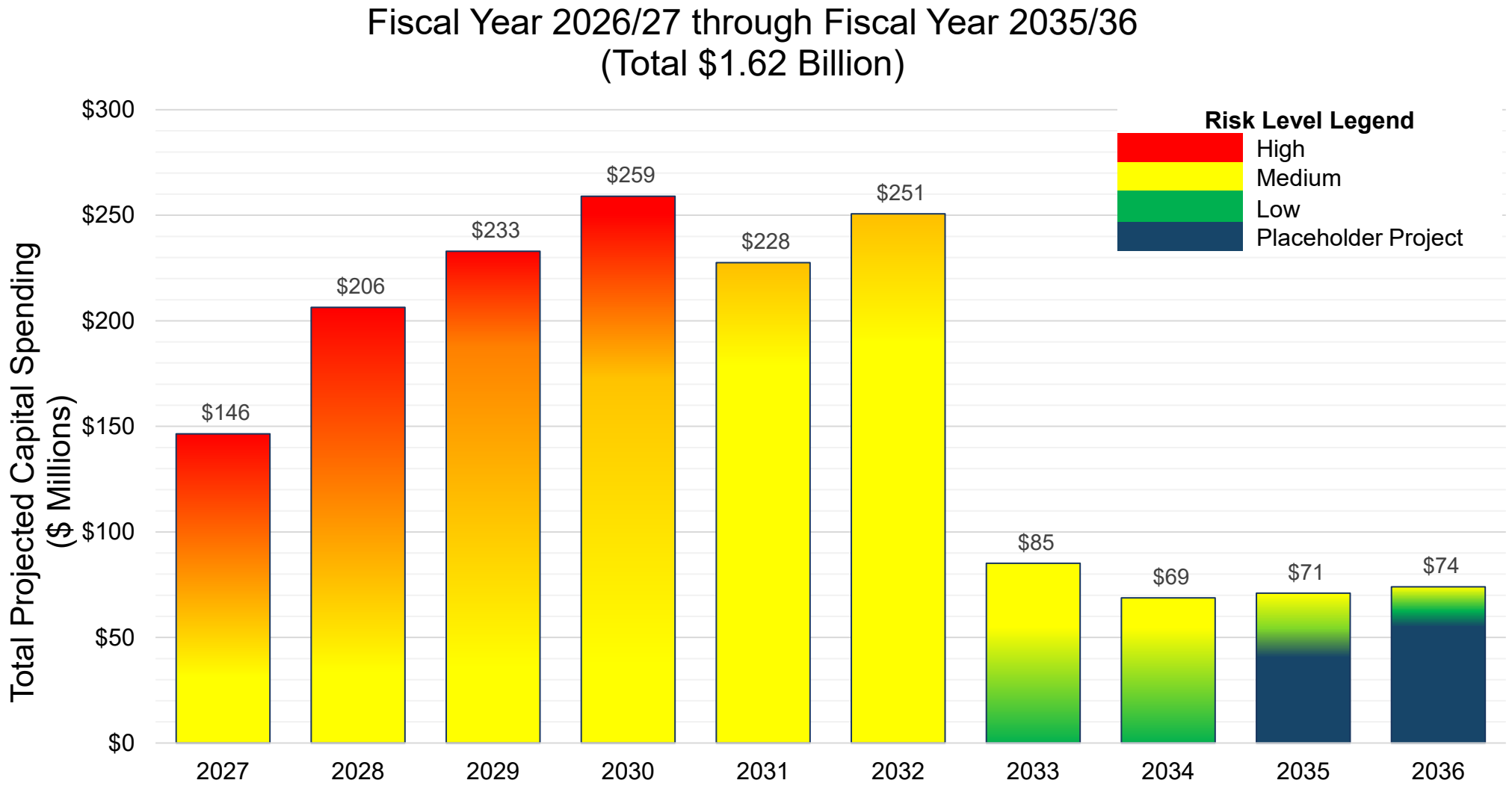

9 Major Projects* Focus on System Reliability and Compliance

Fund	Project Title	Forecast, $ M		
		FY 2026/27	FY 2027/28	Total TYCIP
Recycled Water	Replenishing Facilities	0	10	142
	RW Interconnection to the City of Rialto	0	24	125
	Purified Water Conveyance System	0	0.5	39
	RW Connections to Jurupa Community Services District	0.2	0.3	26
Regional Wastewater Capital**	Advanced Water Purification Facility	0	10.5	231.5
	RP-1 Thickening Building & Acid Phase Digesters	35	40	160
	RP-1 Solids Treatment Rehabilitation	0.5	6	106.4
	RP-5 Expansion to 30 million gallons per day (mgd)	13	13	53
	RP-5 O&M Building	0	0.5	50
Regional Wastewater O&M	Enterprise Asset Management Software	3	9	22
	RP-1 Primary Clarifier #1 Through #10 Rehab***	5.3	6.6	18.4
	Archibald and Cucamonga Sewers Rehab	0.3	5.4	16.6

*Total Project Budget, individually, greater than $15 million
**Showing the top 5 projects in the Regional Wastewater Capital fund
**Capital Capacity Reimbursement Account (CCRA) Project

10 Capital Investments Support All Agency Services and Treatment Facilities

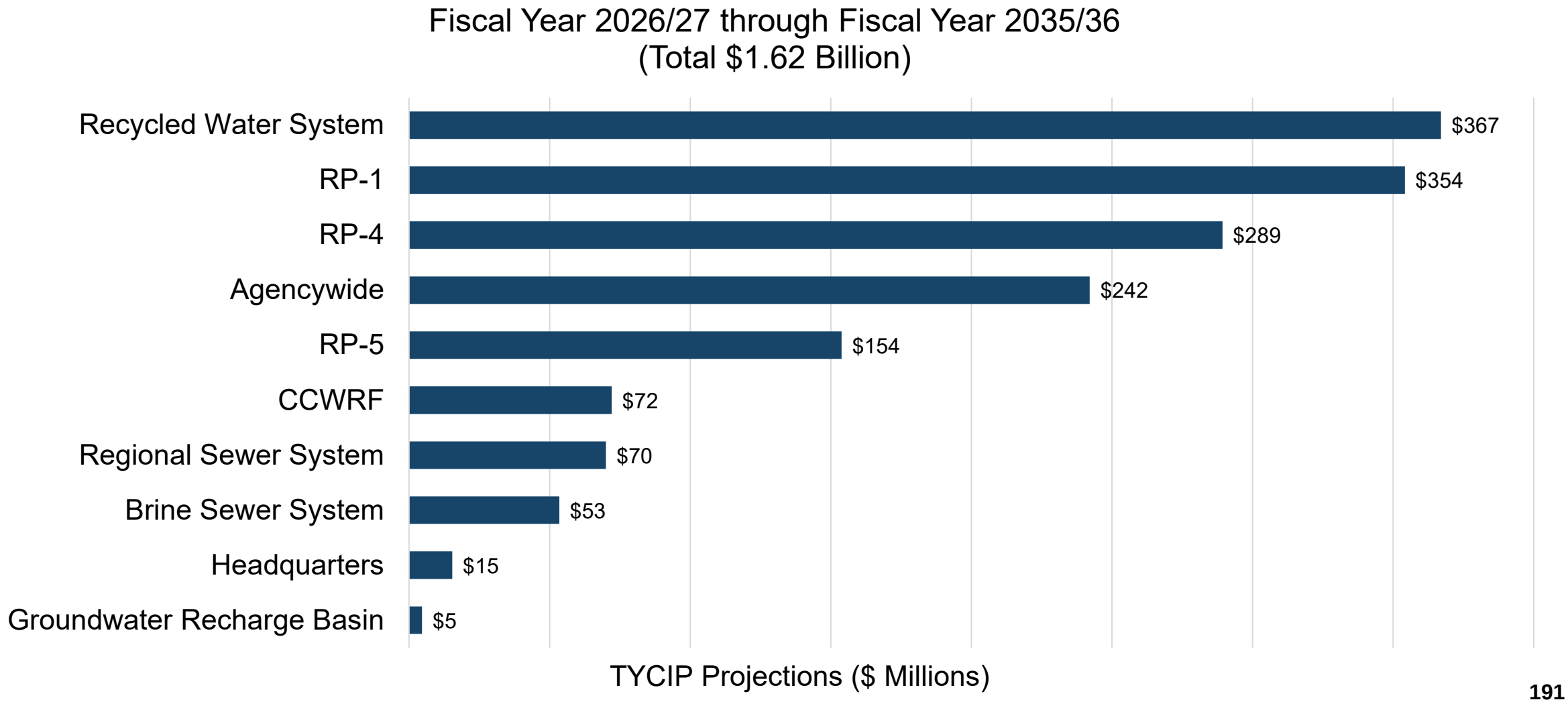

11 Funding Distribution Across Agency Funds

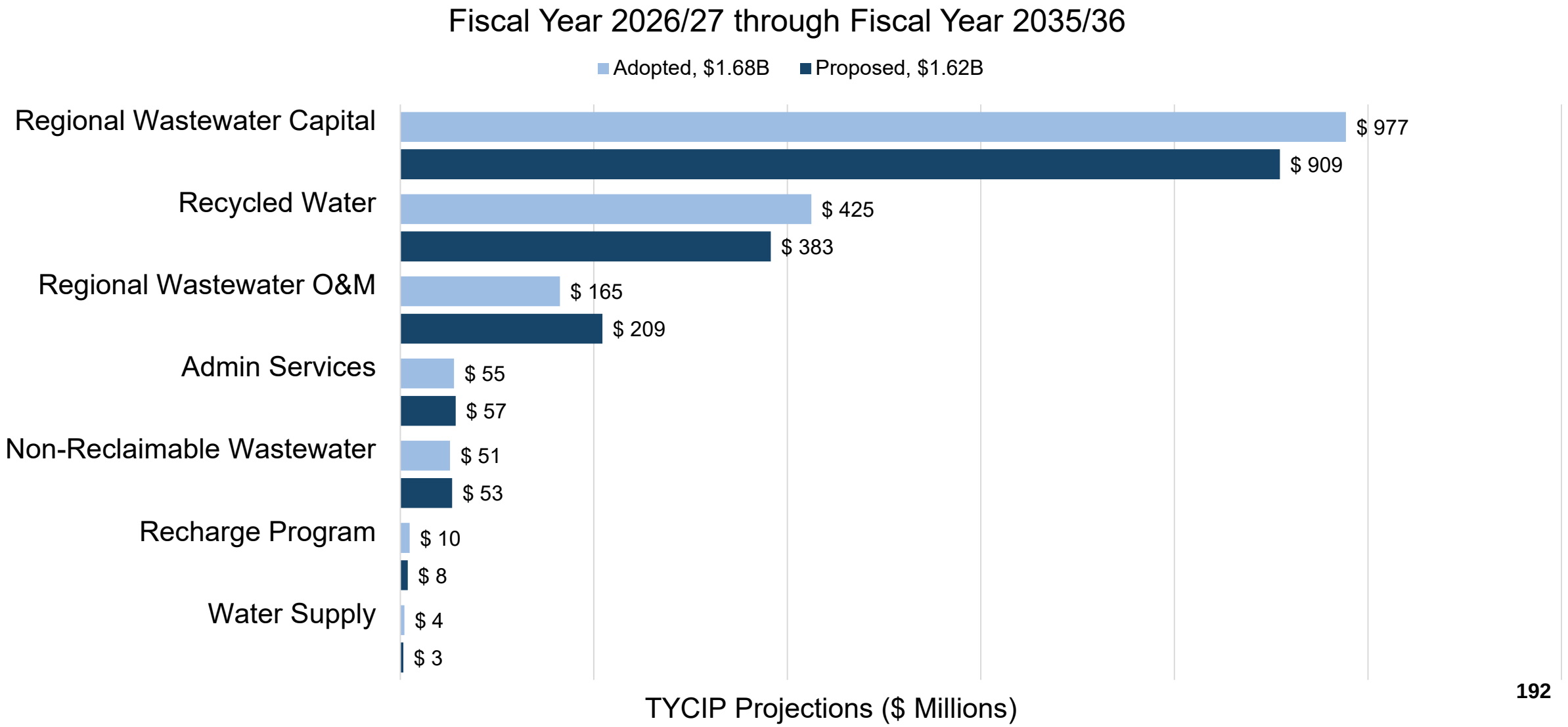

12 Funding Distribution Across Regional Wastewater Capital

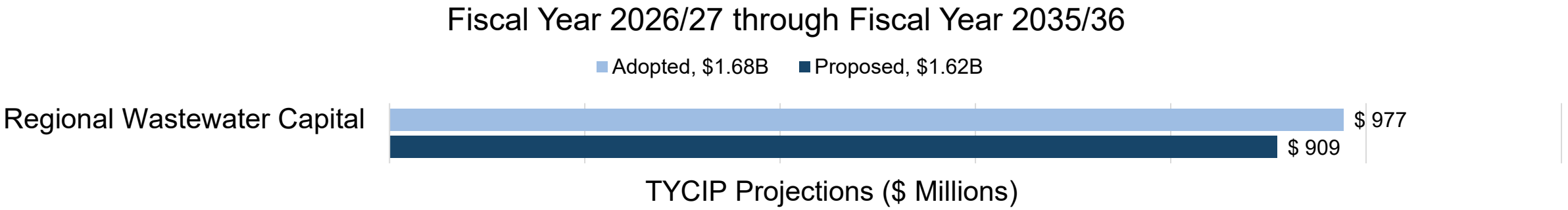

Project Title	+/-	Delta ($M)	Justification
RP-1 Liquid Treatment Capacity Recovery	↓	195	Deferred
RP-2 Decommissioning	↑	25	Reclassification
Replacement Value Placeholder Project	↑	93	New project
RP-1 Solids Treatment Rehabilitation	↑	57	Cost update
Other offsets	↓	2	Cost updates, delays, inflation
Advanced Water Treatment Facility	↔	0	No change
Total		**68**	

13 Funding Distribution Across Recycled Water

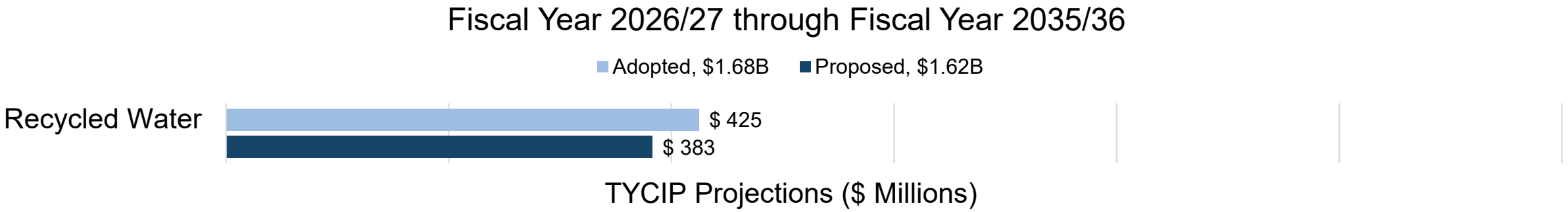

Project Title	+/-	Delta ($M)	Justification
Replenishing Facilities	↓	36	Cost update
Purified Water Conveyance System	↓	34	Cost update
Compliance for Recycled Water Systems	↓	6	Cost update
Recycled Water Connections to JCSD	↑	26	Reinstatement
Other offsets	↑	8	Cost updates, new projects, deferrals
Total	↓	**42**	

14 Funding Distribution Across Regional Wastewater O&M

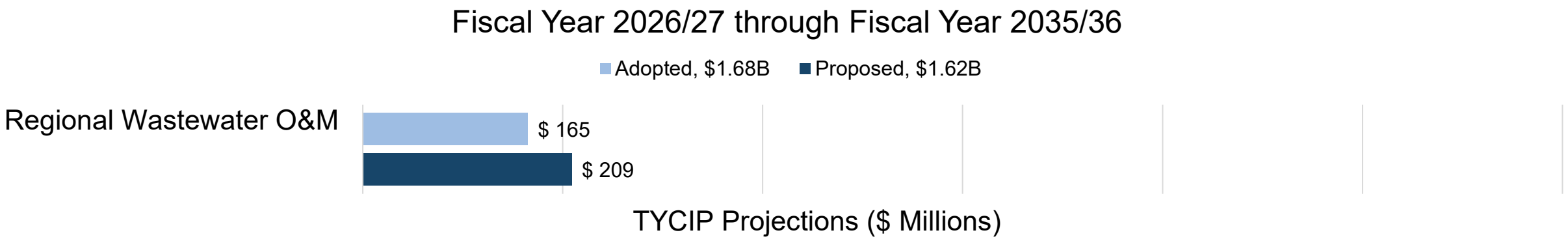

Project Title	+/-	Delta ($M)	Justification
Enterprise Asset Management Software	↑	22	New project
Archibald and Cucamonga Sewer Rehab	↑	17	New project
CCWRF Electrical Improvements	↑	16	Cost update
Other offsets	↓	11	Project progression
Total	↑	**44**	

15 Sewer Capital Planning Supports Reliable, Sustainable Infrastructure

- Ten-Year Sewer Capital Forecast (TYSCF)
  - Subset of TYCIP
  - Capital: 91 Projects and $1.12 Billion
- Biennial planning document
  - Project list updated annually
- Includes two of seven funds
  - Wastewater Capital Improvement
  - Wastewater Operations
- Regional Sewage Service Contract and Ordinance No. 114



TYCIP	**IEUA Board** Information MAR 18	**IEUA Board** Information MAY 13	**IEUA Board** Action JUN 17
TYSCF	**Tech/Policy** Information MAR 26/APR 2	**Tech/Policy** Action MAY 28/JUN 4	

Questions?



These materials have not been prepared with a view to informing an investment decision in any of the Agency's bonds, notes or other obligations. Any projections, plans or other forward-looking statements included in the information in this agenda are subject to a variety of uncertainties that could cause any actual plans or results to differ materially from any such statement. The information herein is not intended to be used by investors or potential investors in considering the purchase or sale of the Agency's bonds, notes or other obligations.

@IEUAwater

ieua.org

IEUA's Ten-Year Capital Improvement Plan

2027

DRAFT



Inland Empire Utilities Agency

A MUNICIPAL WATER DISTRICT

Contents

ABBREVIATIONS 2
SECTION 1: BACKGROUND 3
Inland Empire Utilities Agency Overview 3
Formation & Purpose 4
Agency Vision 4
Mission Statement 4
Agency Values 4
Governance 5
Sewage Collection Agencies 6
Member Agencies 7
SECTION 2: TEN-YEAR CAPITAL IMPROVEMENT PLAN INTRODUCTION 8
Ten-Year Capital Improvement Plan Purpose 8
Definition of a Capital Project 8
SECTION 3: PROGRAM FUNDS 9
Program Fund Summary 9
Administrative Services (GG) Fund 10
Non-Reclaimable Wastewater (NC) Fund 11
Regional Wastewater Capital Improvement (RC) Fund 12
Regional Wastewater Operation and Maintenance (RO) Fund 12
Recharge Water Fund (RW) Fund 13
Recycled Water (WC) Fund 14
Water Resources (WW) Fund 15
SECTION 4: TEN YEAR CAPITAL IMPROVEMENT PROJECT LIST 16
Ten Year Capital Improvement Project List Summary 16
APPENDIX A: Ten-Year Capital Improvement Project List 17
APPENDIX B: Grant Dependent Capital Projects 18
APPENDIX C: Ten-Year Operations & Maintenance Project List 19

DRAFT

ABBREVIATIONS

AF: Acre Feet

CVWD: Cucamonga Valley Water District

EWL: Etiwanda Wastewater Line

FWC: Fontana Water Company

FY: Fiscal Year

GG Fund: Administrative Services Fund

IEUA: Inland Empire Utilities Agency

IEBL: Inland Empire Brine Line

MVWD: Monte Vista Water District

MWD: Metropolitan Water District of Southern California

NC Fund: Non-Reclaimable Wastewater Fund

NRWS: Non-Reclaimable Wastewater System

O&M: Operation and Maintenance

RC Fund: Regional Wastewater Capital Improvement Fund

RO Fund: Regional Wastewater Operations and Maintenance Improvement Fund

RRWDS: Regional Recycled Water Distribution System

RW Fund: Groundwater Recharge Fund

TYCIP: Ten-Year Capital Improvement Plan

TYSCF: Ten-Year Sewer Capital Forecast

Regional Contract: Chino Basin Regional Sewage Service Contract

RP: Regional Water Recycling Plant

WC Fund: Recycled Water Fund

WW Fund: Water Administration Fund

DRAFT

SECTION 1: BACKGROUND

Inland Empire Utilities Agency Overview

The Inland Empire Utilities Agency (IEUA/Agency) is a regional wastewater treatment Agency and wholesale distributor of imported water to approximately 950,000 people throughout western San Bernardino County. Under the leadership of a directly elected five-member Board of Directors, the Agency is committed to supporting the needs of its service area and safeguarding public health through significant investments in a diverse water supply portfolio, reliable municipal/industrial wastewater collection and treatment services, and other related utility services in a regionally planned and cost-effective manner.

As a member agency of the Metropolitan Water District of Southern California (Metropolitan), IEUA provides supplemental water supplies, primarily via the State Water Project (SWP) to the cities of Chino, Chino Hills, Fontana via Fontana Water Company and portions of West Valley Water District, Montclair via Monte Vista Water District, Ontario, Rancho Cucamonga via Cucamonga Valley Water District, and Upland (including San Antonio Water Company). IEUA also replenishes local groundwater supplies with captured rainwater and recycled water produced by IEUA that is later extracted by local water agencies for use as a drinking water supply.

Water recycling is a critical component of the water resources management strategy for IEUA and the Chino Basin. The Agency is responsible for treating 50 million gallons per day of wastewater, on average, received from seven sewage collection agencies including the cities of Chino, Chino Hills, Fontana, Montclair, Ontario, and Upland, and the Cucamonga Valley Water District. This water is treated to Title 22 regulations set forth by the State Division of Drinking Water and distributed to its retailers for agriculture, municipal irrigation, industrial uses, and groundwater replenishment.

IEUA currently operates five regional wastewater treatment plants: RP-1 (Ontario), RP-2 – Solids (Chino), RP-4 (Rancho Cucamonga), Carbon Canyon Water Recycling Facility (Chino), and RP-5 (Chino).

In conjunction with these facilities, IEUA also maintains and operates:

- The Chino Desalter I (located in Chino) on behalf of the Chino Basin Desalter Authority, which uses reverse osmosis technology to remove salt and nitrates from groundwater pumped from 14 wells throughout the Chino Basin. It produces 10.9 mgd of high-quality drinking water, serving the water needs of approximately 35,000 people.
- The Inland Empire Regional Composting Facility (located in Rancho Cucamonga) on behalf of the Inland Empire Regional Composting Authority, which uses biosolids

DRAFT

from the wastewater treatment process to produce over 230,000 cubic yards of high-quality compost each year for local landscaping and horticultural use, marketed under the name SoilPro.

- 46 groundwater recharge basins across 19 recharge sites designed to hold stormwater run-off, imported water, and IEUA recycled water to replenish alluvial aquifers and groundwater supply. Through partnership with the Chino Basin Water Conservation District and the San Bernardino Flood Control District, IEUA's groundwater recharge framework enhances the current reliability of local supplies for a rapidly growing population and is an integral part of the Agency's local water supply planning efforts.

The Agency also prioritizes initiatives that enhance and preserve the quality of life throughout the region, which include investments in local water resources, conservation programs, and renewable energy sources. IEUA advocates for environmental stewardship and offers several free educational resources and outreach programs to inform students and the community on ecological preservation, water awareness, and sustainability.

Formation & Purpose

IEUA was originally formed as the Chino Basin Municipal Water District on June 6, 1950, as a municipal corporation with the mission to supply supplemental imported water purchased from the Metropolitan Water District of Southern California (MWD) to municipalities in the Chino Basin. Since then, IEUA has expanded its mission from a supplemental water supplier to include regional wastewater treatment with both domestic and industrial disposal systems along with energy production facilities. In addition, IEUA has become a major provider of recycled water, a supplier of biosolids/compost materials, and continues its leading role in water quality management and environmental protection in the Inland Empire.

Agency Vision

To enhance the quality of life throughout our region by leading the way in water management and environmental stewardship.

Mission Statement

To provide essential water and wastewater services in a regionally planned and cost-effective manner, while safeguarding public health, supporting community needs, and protecting the environment.

Agency Values

Leading the way. Planning for the future. Collaboratively protecting the resources of the communities we serve. IEUA:

DRAFT

- Integrates environmentally sustainable, ethical, safe, and fiscally responsible practices into every aspect of our business.
- Works with integrity as one team.
- Actively engages with the communities we serve while recognizing the region's diverse needs.
- Stays at the forefront of the industry through education, efficiency, and innovation.

Governance

IEUA is a special district governed by five publicly elected Board of Directors. Each director is assigned to one of the five divisions which generally serve the following regions: Division 1- Upland/Montclair; Division 2- Ontario; Division 3- Chino/Chino Hills; Division 4- Fontana; and Division 5- Rancho Cucamonga. Monthly meetings are also held with the Regional Technical and Policy Committees comprised of representatives from each of IEUA's Regional Sewer Service Contracting Agencies. These Committees discuss and provide recommendations on various technical and policy issues affecting IEUA.

DRAFT

Sewage Collection Agencies

As a regional wastewater treatment Agency, IEUA provides sewage utility services to seven sewage collection-agencies under the Chino Basin Regional Sewage Service Contract (Regional Contract) or Ordinance No. 114: the cities of Chino, Chino Hills, Fontana, Montclair, Ontario, and Upland along with Cucamonga Valley Water District. Figure 1 depicts boundaries within IEUA's service area.

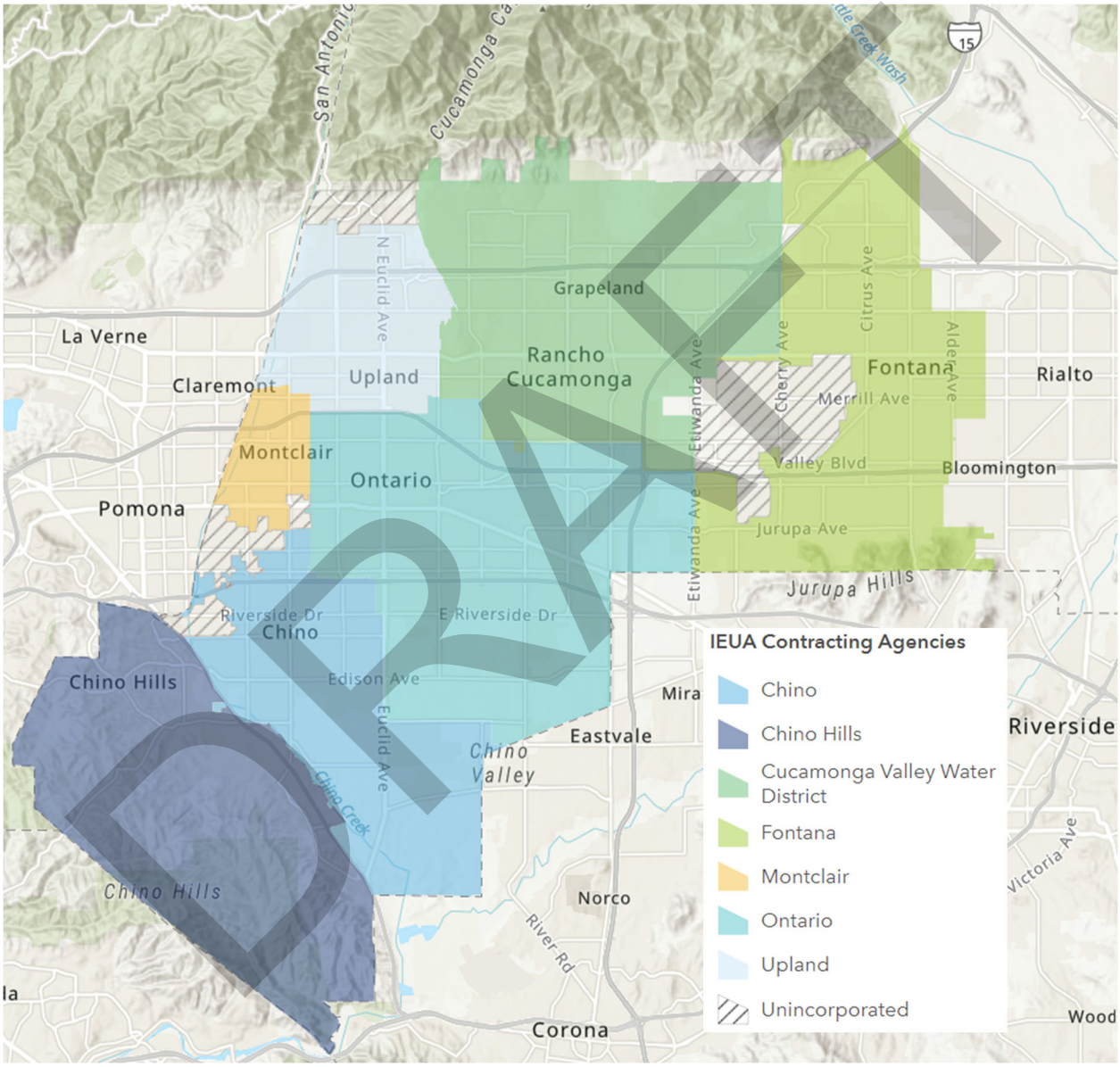

Figure 1 – IEUA Sewage Collection Agencies

Member Agencies

As a member of MWD and the regions wholesale imported water provider, IEUA serves seven retail water agencies: the cities of Chino, Chino Hills, Ontario, Upland, Cucamonga Valley Water District (CVWD) in the City of Rancho Cucamonga, Fontana Water Company (FWC) in the city of Fontana, and the Monte Vista Water District (MVWD). Figure 2 depicts boundaries within IEUA's service area.

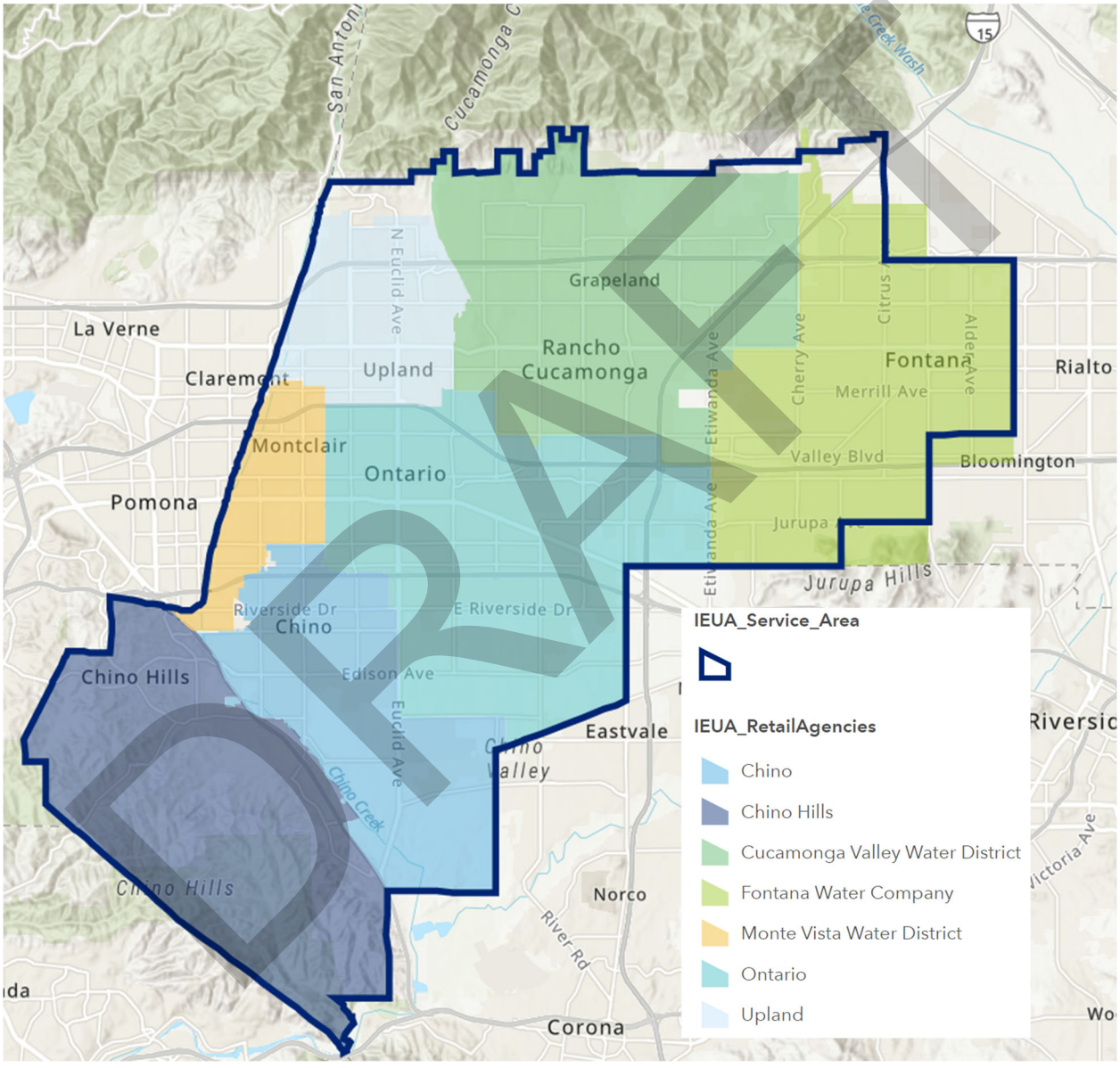

Figure 2 – IEUA Member Agencies

SECTION 2: TEN-YEAR CAPITAL IMPROVEMENT PLAN INTRODUCTION

Ten-Year Capital Improvement Plan Purpose

The Ten-Year Capital Improvement Plan (TYCIP) is a report that outlines IEUA's capital priorities through a list of ongoing and future projects and proposes a schedule for the implementation of projects agencywide based on necessity. In contrast, the Ten-Year Sewer Capital Forecast (TYSCF), published by IEUA and attached to this report as Appendix D, solely identifies wastewater capital projects as required in the Regional Sewage Service Contract and Ordinance No. 114. While wastewater capital projects are found on both the TYSCF and TYCIP, the TYCIP includes capital projects beyond those required for the wastewater system. The timing of projects on the TYCIP may be further refined through the Capital Budget process, based on the availability of financial resources.

The IEUA Board of Directors adopts and publishes the TYCIP to provide transparency into the ongoing and future projects the Agency requires over the next ten years. Projects identified in the TYCIP are necessary for IEUA to ensure reliability and safety, while meeting all regulatory requirements. Some of the factors that may lead to the need for a capital project are the acquisition, construction, improvement, and expansion of the Regional Sewerage System. This TYCIP identifies capital projects for the Fiscal Year (FY) 2026/2027 through FY 2035/2036 timeframe.

Definition of a Capital Project

The TYCIP is composed of a list of capital projects, which are projects that involve the purchase, improvement, or construction of major fixed assets, such as the expansion of treatment plants, the construction of pipeline and pump stations, and the replacement of equipment. Capital projects do not include funds spent on standard operation and maintenance (O&M). However, O&M projects are listed as an appendix to this TYCIP, see Appendix C.

DRAFT

SECTION 3: PROGRAM FUNDS

Program Fund Summary

Projects listed on the TYCIP are categorized by fund. Over the next ten years, IEUA is planning approximately $1,621,982,364 in capital improvement projects, of which 53% is expected to be in the Regional Wastewater Capital Improvement fund. Agency-wide, capital project expenses in the first year of the TYCIP are estimated to be approximately $146,464,000. Table 1 below outlines the timing of the projected capital spending by fund.

Table 1: FY 2026/27 TYCIP Total By Fund ($ in millions)

Fund	Year One FY 2026/27	Year Two FY 2027/28	Years 3-10 FY 2028/36	Ten Year Total FY 2027-2036
Administrative Services (GG)	$7.5	$10.6	$39.0	$57.1
Non-Reclaimable Wastewater (NC)	$1.6	$1.0	$50.8	$53.4
Regional Capital Improvement (RC)	$82.0	$97.5	$729.5	$909.0
Regional Operations & Maintenance (RO)	$36.3	$50.6	$122.0	$208.9
Recharge Water (RW)	$1.7	$2.5	$3.4	$7.6
Recycled Water (WC)	$15.3	$43.2	$324.3	$382.8
Water Resources (WW)	$2.1	$1.0	$0.0	$3.1
TOTAL	**$146.5**	**$206.4**	**$1,269.1**	**$1,622.0**

**Numbers are based on the TYCIP Project List (Appendix A). All values rounded.*

Replacement Value Placeholder Project

To support comprehensive long-term capital planning, a placeholder project based on asset replacement value is included within the TYCIP. This project serves as a planning-level placeholder to account for anticipated rehabilitation and replacement needs of existing infrastructure that have not yet been fully defined, scoped, or scheduled.

Public agency assets, particularly those associated with treatment, conveyance, and support systems, experience ongoing deterioration due to age, operational stress, and environmental conditions. While asset management programs continue to improve identification and prioritization of specific projects, there remains an inherent lag between recognizing lifecycle needs and developing fully scoped capital projects.

DRAFT

The replacement value placeholder project addresses this gap by incorporating a proportional investment target based on the total estimated replacement value of agency assets. This approach aligns with industry best practices, which recommend annual reinvestment levels (commonly 1–3% of asset replacement value) to sustain system reliability and avoid deferred maintenance. IEUA has identified that a proportional investment target rate of 4% aligns with maintaining system reliability.

Including this placeholder project in the TYCIP provides several key benefits:

- Maintains Financial Readiness: Ensures funding capacity is reserved for emerging capital needs before they are fully defined.
- Supports Asset Management Goals: Bridges the gap between long-term asset lifecycle planning and near-term project development.
- Reduces Risk of Asset Failure: Promotes proactive reinvestment to mitigate service disruptions, regulatory compliance risks, and costly emergency repairs.
- Improves Planning Flexibility: Allows future refinement and reallocation of funds as condition assessments and prioritization efforts advance.

As projects are further developed through condition assessments, regulatory drivers, or operational needs, the placeholder funding will be reassigned to specific capital projects and removed from the placeholder category. This ensures that the TYCIP remains both adaptable and reflective of evolving system priorities while maintaining a disciplined approach to infrastructure reinvestment.

Administrative Services (GG) Fund

The GG Fund serves as IEUA's general fund and capital expenses include Agency supplies such as computers, printers, copiers, pooled vehicles, and other purchases. Major Projects include Enterprise Resource Planning (ERP) Implementation, Agencywide Vehicle Replacement, and HQ Parking Lot Expansion & EV Charger Purchase. Total Major Project proposed spending over the ten-year window is $32,394,000; total ten-year proposed spending in GG Fund is $57,108,000.

DRAFT

Non-Reclaimable Wastewater (NC) Fund

Projects funded through the NC Fund are associated with IEUA's Non-Reclaimable Wastewater System (NRWS), which is a collections system physically separated from the Agency's wastewater sewage system. The NRWS includes pipelines and pump stations that serve to export high-salinity industrial wastewater generated in IEUA's service area for treatment and eventual discharge to the Pacific Ocean. The wastewater discharged to the NRWS is primarily comprised of industrial and groundwater treatment brine. The NRWS is operated by IEUA and is comprised of three independent collections systems, the North non-reclaimable wastewater system, the Etiwanda Wastewater Line (EWL), and the Inland Empire Brine Line (IEBL) also known as the South NRWS. Figure 3 is a map that outlines the NRWS system.

Capital projects in the NC Fund may include the acquisition, construction, expansion, or replacement of NRWS sewer lines, interceptors, and supporting facilities. Major projects include Philadelphia Lift Station Force Main Improvements, Philadelphia Lift Station Pump Improvements, and NRW Collection System Pipe Rehabilitation. Total Major Project proposed spending over the ten-year window $47,446,000; total ten-year proposed spending in the NC Fund is $53,435,000.

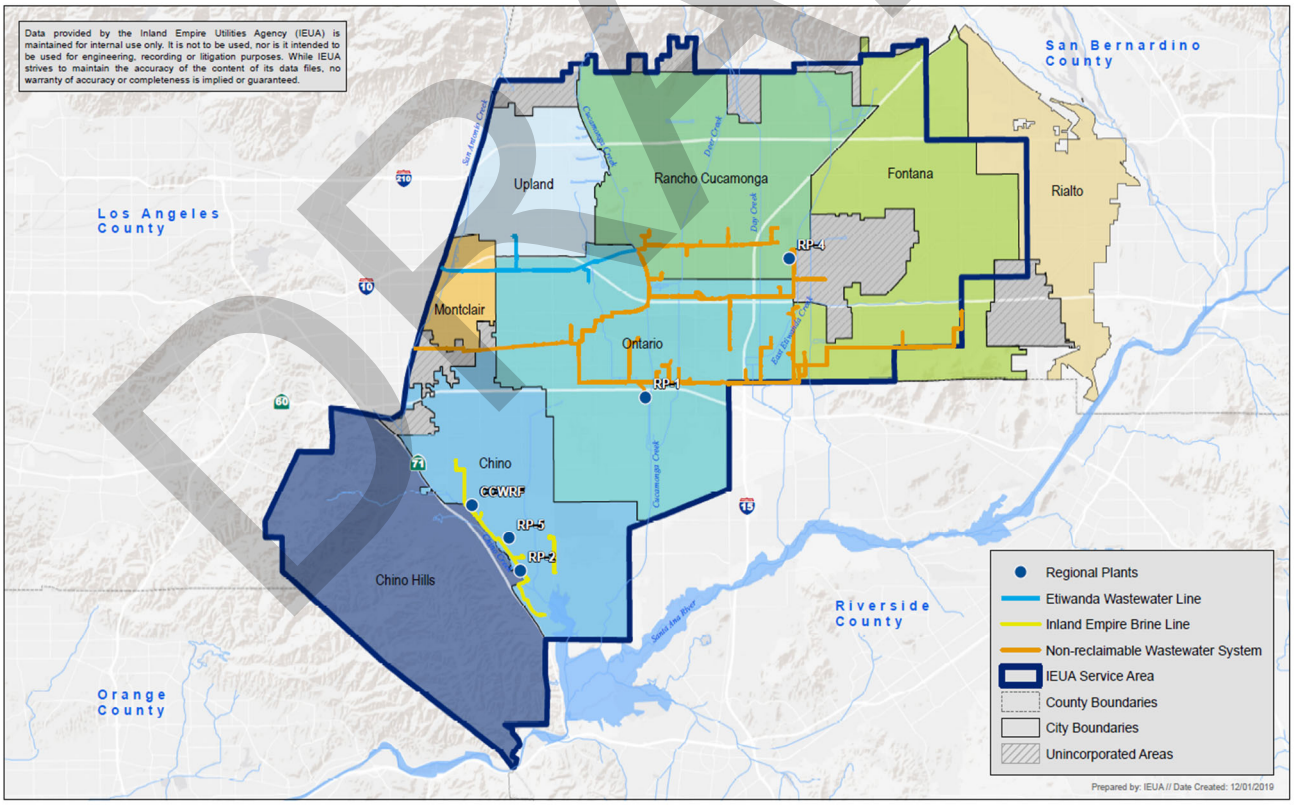

Figure 3 – IEUA Non-Reclaimable Wastewater System

DRAFT

Regional Wastewater Capital Improvement (RC) Fund

In accordance with the Regional Contract, the Regional Wastewater Program is split into two funds: Regional Wastewater Capital Improvement (RC) and Regional Wastewater Operation and Maintenance (RO). Figure 4 below outlines the regional wastewater system. The RC Fund covers capital project costs associated with IEUA's regional wastewater system. Expenses charged to the RC Fund include capital projects that are required to meet regional growth in the forms of flow, loading, capacity, or other factors. Major projects include Regional Water Recycling Plant No.1 (RP-1) Solids Treatment Rehabilitation, RP-1 Thickening Building & Acid Phase Digestor, Advanced Water Purification Facility, RP-5 Expansion to 30 MGD, and RP-5 O&M Building. Total Major Project proposed spending over the ten-year window is projected to be $600,900,000 ; total ten-year proposed spending in the RC Fund is $908,999,000 . A detailed review of RC fund projects over the next ten-years can be found in IEUA's TYCIP, which is attached to this report as Appendix A.

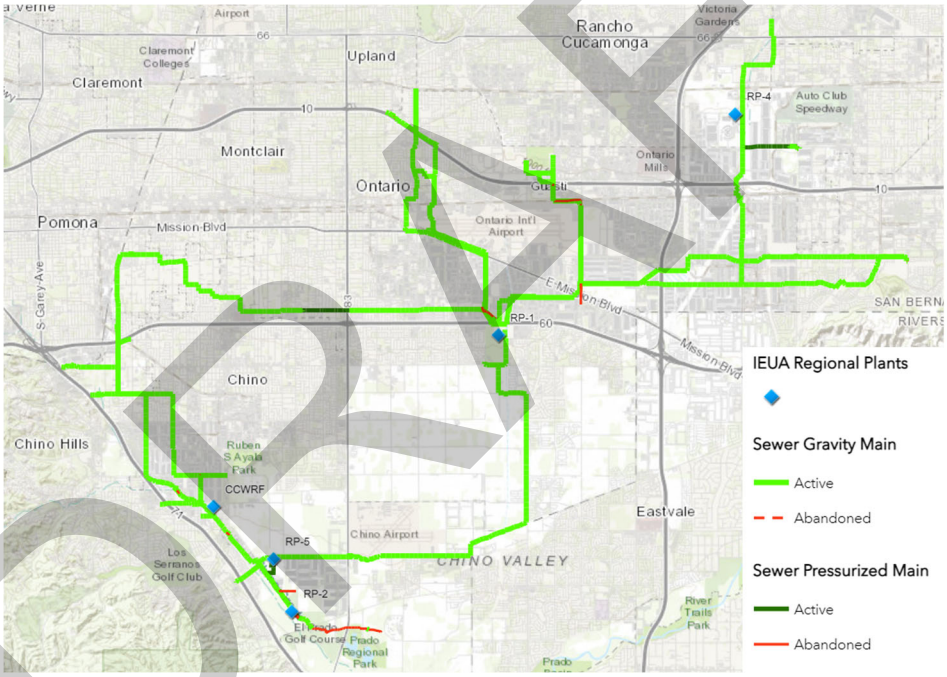

Figure 4 – IEUA Regional Wastewater System

Regional Wastewater Operation and Maintenance (RO) Fund

The RO Fund covers the capital component of the operation and maintenance costs associated with IEUA's regional wastewater system that includes the cost to rehabilitate fixed assets. Major projects include Enterprise Asset Management Software, CCWRF Electrical Improvements, RP-1 Primary Clarifier #1 Through #10 Rehabilitation, and Archibald and Cucamonga Sewers Rehab. Total Major Project proposed spending over the

DRAFT

ten-year window is projected to be $79,041,000; total ten-year proposed capital spending in the RO Fund is $208,903,000.

Recharge Water Fund (RW) Fund

In conjunction with Chino Basin Water Master, Chino Basin Water Conservation District, and San Bernardino County Flood Control District, IEUA implements and operates the Recycled Water Groundwater Recharge Program to replenish and maintain the Chino Groundwater Basin. Infrastructure associated with the RW Fund includes a network of pipelines that directs captured stormwater, recycled water, and imported water to recharge sites. The groundwater recharge projects are a means to diversify the water supply for the region and maximize the beneficial reuse of recycled water and the yield of the Chino Basin. Recycled water recharge is a key component of the region's water supply portfolio. The more recycled water that is recharged into the Chino Groundwater Basin, the more resilient the region becomes. Figure 5 is a map of the groundwater recharge basins. Major projects include the completion of Recharge Master Plan Update and RW/GWR Safety Work Improvement Basin Actuator. Total Major Project proposed spending over the ten-year window is $6,110,000; total ten-year proposed spending in the RW Fund is $7,603,364 .

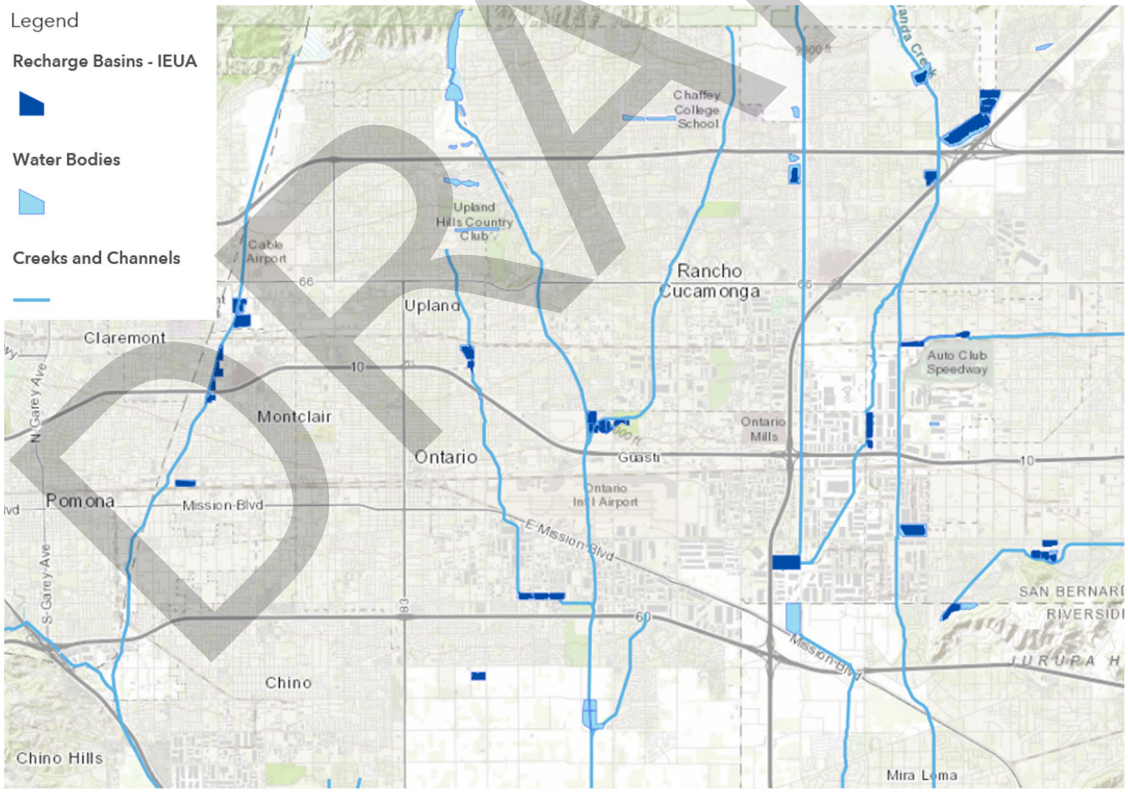

Figure 5 – Chino Basin Groundwater Recharge Locations

DRAFT

Recycled Water (WC) Fund

IEUA and its member agencies have invested in the construction of a Regional Recycled Water Distribution System (RRWDS). The RRWDS consists of a network of pipelines, storage tanks, and pump stations that serve customers. IEUA's water recycling facilities maintain compliance with water recycling criteria set forth in Title 22 of the California Code of Regulations. The use of recycled water provides a high-quality alternative water source for the region that can be used directly by customers or recharged into the groundwater to improve regional resiliency. Figure 6 is a map of the RRWDS infrastructure.

Capital projects in the WC fund are associated with the expansion and improvement of the RRWDS infrastructure. Major projects include Chino Basin Program Injection Facilities, Recycled Water Interconnection to the City of Rialto, Replenishing Facilities, Purified Water Conveyance System, and Recycled Water Connections to JCSD. Total Major Project proposed spending over the ten-year window is projected to be $332,000,000; total ten-year proposed spending in the WC Fund is $382,834,000.

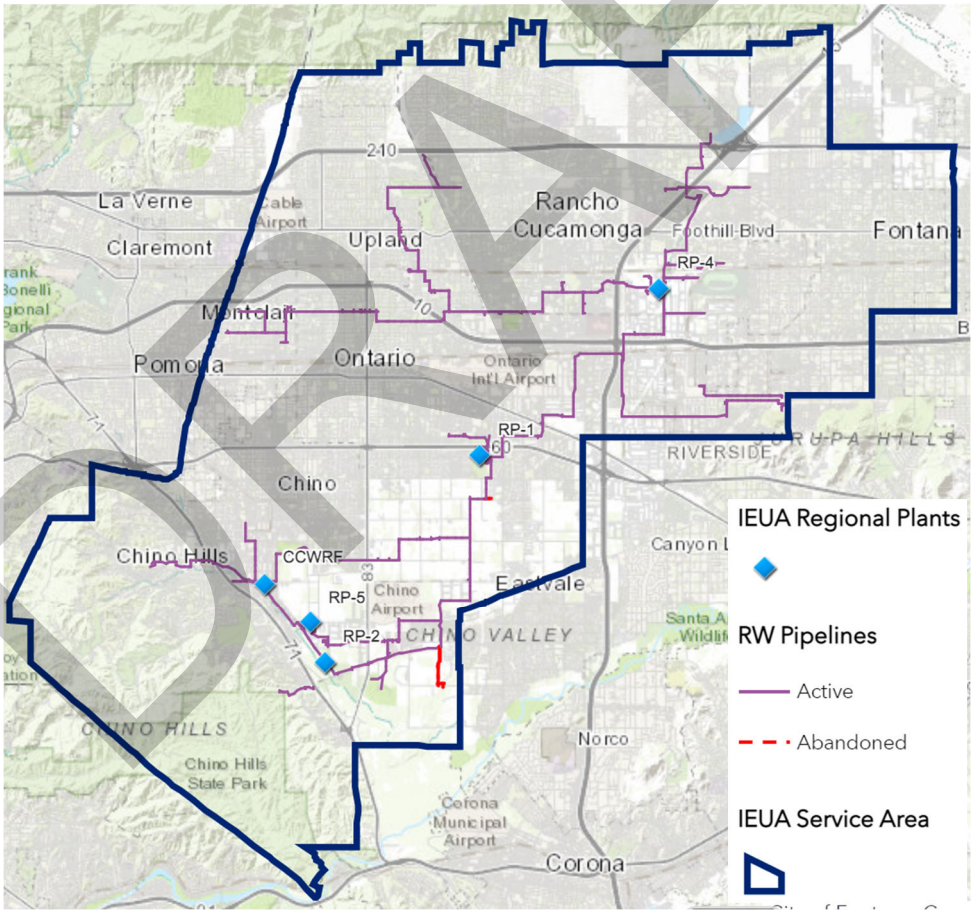

Figure 6 – Regional Recycled Water Distribution System

DRAFT

Water Resources (WW) Fund

Projects in the WW Fund are associated with the management and distribution of imported water supplies, development and implementation of regional water use efficiency initiatives, water resources planning efforts, and support for regional water supply programs including recycled water, groundwater recharge, and stormwater management. Most projects in the WW fund are O&M by nature, which can be found listed in Appendix C. The only capital project included in the TYCIP is associated with the Chino Basin Program evaluation. Total proposed spending over the ten-year window is $3,100,000 .

DRAFT

SECTION 4: TEN YEAR CAPITAL IMPROVEMENT PROJECT LIST

Ten Year Capital Improvement Project List Summary

The TYCIP contains capital projects which were identified by IEUA staff and include expansion projects to provide additional treatment capacity to meet future growth. Drivers used to determine the timeframe and necessity of projects include regulatory and permitting requirements, wastewater flow projections, asset age, performance, efficiency, and grant or funding availability. Over the next ten years IEUA is planning $1,621.98 million in capital improvement projects. This is a 3.87% decrease from the FY 2025/26 TYCIP total of $1,687.37.95 million. This decrease is the result of a comprehensive review of project scopes of work and the strategic consolidation of projects where appropriate to improve alignment and accuracy within the TYCIP. Table 2 below provides a by fund comparison between the FY 2025/26 proposed spending from the adopted FY 2025/26 – FY 2034/35 TYCIP and the FY 2026/27 proposed spending from the proposed FY 2026/27 – FY 2035/36 TYCIP. The list will be updated regularly as facility needs are reprioritized.

Table 2: Fiscal Year Comparison*

Fund	Adopted FY 2025/26 ($ in Millions)	Proposed FY 2026/27 ($ in Millions)
Administrative Services (GG)	$13.94	$7.45
Non-Reclaimable Wastewater (NC)	$1.03	$1.57
Regional Capital Improvement (RC)	$94.00	$81.96
Regional Operations and Maintenance (RO)	$27.65	$36.29
Recharge Water (RW)	$3.59	$1.75
Recycled Water (WC)	$9.23	$15.34
Water Resources (WW)	$4.10	$2.10
TOTAL	**$153.54**	**$146.46**

**FY 2025/26 capital spending is from IEUA's adopted budget. FY 2026/27 capital spending is based on the projected TYCIP Project List (Appendix A). All dollars have been rounded.*

DRAFT

APPENDIX A: Ten-Year Capital Improvement Project List

DRAFT

APPENDIX A: Ten-Year Capital Improvement Project List

Project Number	Project Name	Project Scope	Project Location	Project Drivers	FY 26/27	FY 27/28	FY 28/29	FY 29/30	FY 30/31	FY 31/32	FY 32/33	FY 33/34	FY 34/35	FY 35/36	Total TYCIP FY 2027-2036	Total Project Budget
Administrative Services Fund																
EN21020	Oracle P6 Migration	Upgrade existing Primavera version to improve collaboration and efficiency, ensuring a more robust project management environment.	Agencywide	Changing Conditions	$ 40,000	$ 25,000	$ 25,000								$ 90,000	$ 610,000
EN23003	Central Plant Cooling Tower Replacement	Replace the deteriorated central cooling tower to support absorption chillers and maintain reliable HVAC operations.	Headquarters	Aging Infrastructure	$ 1,600,000										$ 1,600,000	$ 3,310,000
EN24034	Agency Wide Roofing Phase IV at CCRWF	Assess, design, bid, and replace CCWRF roofs with a PVC system, offering a 20-year warranty.	Agencywide	Aging Infrastructure		$ 200,000	$ 1,000,000								$ 1,200,000	$ 1,300,000
EN25059	Security Upgrades	Upgrade cameras, alarms, panic buttons, entry access, and perimeter security for enhanced protection agency-wide.	Agencywide	Aging Infrastructure	$ 600,000	$ 600,000	$ 600,000	$ 600,000							$ 2,400,000	$ 600,000
EN28009	Central Plant Replacement Chiller	Replace existing chillers and boilers with two 150-ton electric units, add pumps, valves, piping, and updated controls for improved sustainability.	Headquarters	Environmental Regulations		$ 541,000	$ 562,000	$ 2,340,000	$ 1,217,000						$ 4,660,000	$ 4,660,000
EN28010	HQ Parking Lot Expansion & EV Charger Pu	Install 96 EV charging ports, expand parking, and build new electrical infrastructure at multiple sites to support increased power demand.	Headquarters	Environmental Regulations		$ 379,000	$ 2,250,000	$ 2,515,000							$ 5,144,000	$ 5,144,000
FM28001	Electric Vehicle Purchase	Purchase electric vehicles to replace aging fleet, reducing emissions and operational costs.	Agencywide	Aging Infrastructure		$ 500,000	$ 500,000	$ 500,000	$ 500,000	$ 500,000	$ 500,000	$ 500,000	$ 500,000	$ 500,000	$ 4,500,000	$ 500,000
FM28006	Agencywide Vehicle Replacement	Replace aging fleet vehicles across the Agency to maintain reliability and safety.	Agencywide	Aging Infrastructure	$ 1,300,000	$ 1,350,000	$ 1,400,000	$ 500,000	$ 500,000	$ 500,000	$ 400,000	$ 400,000	$ 300,000	$ 300,000	$ 6,950,000	$ 1,300,000
IS24003	HRIS Replacement	Identify, implement, and train on a new HRIS, covering business requirements, subscription fees, and post-go-live support.	Agencywide	Aging Infrastructure	$ 550,000										$ 550,000	$ 2,080,000
IS25004	ERP Implementation	Implement a new ERP system before SAP support ends in 2027, ensuring seamless business operations.	Agencywide	Aging Infrastructure	$ 1,500,000	$ 5,500,000	$ 7,000,000	$ 6,000,000	$ 300,000						$ 20,300,000	$ 20,404,000
IS26005	Industrial Control Systems Enhanced Logg	Add ICS log collection, expand storage, and improve analysis capabilities for enhanced incident command system monitoring.	Agencywide	Environmental Regulations	$ 200,000										$ 200,000	$ 250,000
IS26010	Vendor Security Risk Management System	Select and implement a vendor security risk management system, integrating with procurement for ongoing vendor oversight.	Agencywide	Environmental Regulations	$ 75,000										$ 75,000	$ 80,000
IS26012	Laboratory Data Mngmnt Systems Replacmnt	Acquire and deploy a modern LIMS, integrating with instruments, automating workflows, training staff, and improving data analysis.	Headquarters	Environmental Regulations		$ 324,000									$ 324,000	$ 324,000
IS27001	IT for Lab Equip Upgrades & Replacemnt	Upgrade lab IT systems, integrate equipment, and train staff for enhanced lab efficiency and minimal operational disruption.	Headquarters	Aging Infrastructure	$ 300,000										$ 300,000	$ 300,000
LB26001	Laboratory Equipment Purchase	Buy new laboratory instruments with service contracts, installation, and training, including ICPMS, organic lab equipment, and an ion chromatographer.	Headquarters	Environmental Regulations	$ 360,000	$ 360,000	$ 40,000	$ 45,000							$ 805,000	$ 1,150,000
FM27005	Agencywide HVAC Equipment Replacements	Replace and upgrade failed HVAC equipment Agencywide.	Agencywide	Aging Infrastructure	$ 250,000	$ 250,000	$ 250,000	$ 250,000	$ 250,000	$ 250,000	$ 250,000	$ 250,000	$ 250,000	$ 250,000	$ 2,500,000	$ 250,000
FM27001	Agencywide Office Furniture Replacements	Replacement of office furniture throughout the Agency.	Agencywide	Aging Infrastructure	$ 60,000	$ 60,000	$ 60,000	$ 60,000	$ 60,000	$ 60,000	$ 60,000	$ 60,000	$ 60,000	$ 60,000	$ 600,000	$ 60,000
IS27015	IT Infrastructure Asset Replacement	Purchase replacement Servers and other network switch infrastructure that have reached the end of its life cycle. Year 1; replace 5 servers, 15 switch and 2 large UPS units in HQA server room. Year 2; replace 5 servers, 15 switch. Replace 2 large UPS at HQB server room. Project will include installation	Agencywide	Aging Infrastructure	$ 385,000	$ 375,000	$ 375,000	$ 400,000	$ 560,000	$ 600,000	$ 640,000	$ 700,000	$ 500,000		$ 4,535,000	$ 385,000
IS26018	Operational Tech Network Monitoring	Deploy a multi-site Operational Technology (OT) network monitoring and threat detection platform (Dragos) with centralized management and passive sensors to increase visibility, detect threats, and improve incident response across UEVA facilities.	Agencywide	Changing Conditions	$ 233,000	$ 142,000									$ 375,000	$ 375,000
Total					**$ 7,453,000**	**$ 10,606,000**	**$ 14,062,000**	**$ 13,210,000**	**$ 3,387,000**	**$ 1,910,000**	**$ 1,850,000**	**$ 1,910,000**	**$ 1,610,000**	**$ 1,110,000**	**$ 57,108,000**	**$ 43,082,000**
Groundwater Recharge Fund																
EN28011	College Heights Basin Well Sensor Instal	Design trenching, conduit, level transmitter, and SCADA integration under San Antonio Channel for College Heights Basin well monitoring.	Groundwater Recharge Basin	Environmental Regulations	$ 75,000										$ 75,000	$ 75,000
IS22005	RW / GWR SCADA Infrastructure Replacemen	Purchase two servers and switches to replace end-of-life SCADA infrastructure for RW/GWR systems.	Groundwater Recharge Basin	Aging Infrastructure	$ 47,000	$ 50,500	$ 54,764	$ 59,000	$ 64,000	$ 69,000	$ 74,100	$ 75,000	$ 75,000	$ 75,000	$ 643,364	$ 47,000
IS26017	GWR OIT & PLC Upgrades	Fund replacement of operator interface terminals at 17 GWR-RW sites, installing five new units annually for three years.	Groundwater Recharge Basin	Aging Infrastructure	$ 550,000										$ 550,000	$ 1,100,000
RW15003	Recharge Master Plan Update	Develop preliminary design reports for selected first-phase projects in the Recharge Master Plan Update.	Groundwater Recharge Basin	Aging Infrastructure	$ 1,000,000	$ 2,350,000									$ 3,350,000	$ 33,070,000
EP26004	Groundwater Recharge Actuator Upgrade	Replace critical motor operated valve (MOV) actuators, as designated by GWR/RW staff, and run to fail noncritical valves. Also make MOVs work via 4 to 20mA control and replace MOVs that use the 24-volt control.	Agencywide	Aging Infrastructure	$ 75,000	$ 75,000	$ 75,000								$ 225,000	$ 225,000
EN23113	RW/GWR Safety Work Improvement Basin Actuator	The following outlines Operations and Maintenance expectations and corresponding recommendations: construct a safe platform with safety railings and toe boards around the actuators. The platform should be accessible through a hinged, lockable gate.	Agencywide	Aging Infrastructure				$ 292,000	$ 1,217,000	$ 1,251,000					$ 2,760,000	$ 2,760,000
Total					**$ 1,747,000**	**$ 2,475,500**	**$ 129,764**	**$ 351,000**	**$ 1,281,000**	**$ 1,320,000**	**$ 74,100**	**$ 75,000**	**$ 75,000**	**$ 75,000**	**$ 7,603,364**	**$ 37,277,000**
Non-Reclaimable Wastewater Fund																
EN22020	Philadelphia Lift Station Pump Upgrades	Replace Philadelphia Lift Station pumps with higher-efficiency, non-clog dry pit submersibles for easier servicing.	Brine Sewer System	Aging Infrastructure			$ 500,000	$ 1,500,000	$ 5,696,000	$ 4,000,000					$ 11,696,000	$ 13,110,000
EN23002	Philadelphia Lift Station Force Main Imp	Install force mains, manholes, and 500-foot cleanouts to increase Philadelphia Lift Station capacity.	Brine Sewer System	Aging Infrastructure						$ 500,000	$ 7,000,000	$ 11,000,000	$ 10,250,000		$ 28,750,000	$ 30,900,000

DRAFT

APPENDIX A: Ten-Year Capital Improvement Project List

Project Number	Project Name	Project Scope	Project Location	Project Drivers	FY 26/27	FY 27/28	FY 28/29	FY 29/30	FY 30/31	FY 31/32	FY 32/33	FY 33/34	FY 34/35	FY 35/36	Total TYCIP FY 2027-2036	Total Project Budget
EN25074	NRW Priority Manhole Replacement	Replace about 90 NRW manhole covers and frames, with additional repairs as needed.	Brine Sewer System	Aging Infrastructure	$ 350,000										$ 350,000	$ 790,000
EN25081	Philadelphia Lift Station VFD Upgrade	A Preliminary Design Report (PDR) and Technical Memorandums (TMs) completed in March 2025 outline the recommended scope for project EN22020 Philadelphia Lift Station Pump Upgrades, which is scheduled to begin in FY28/29. TM No. 6 recommends installing four 100 HP dry-pit non-clog submersible pumps (three duty, one standby) and four 18-pulse VFDs in stand-alone enclosures. The project also includes selective replacement of breakers in the aging motor control center. This new project EN25081 is created to support the pre-purchase and installation of two critical long-lead time	Brine Sewer System	Aging Infrastructure	$ 150,000										$ 150,000	$ 700,000
EN26002	Vineyard Pipe Repair	Plan, design, bid, and construct Vineyard pipeline repairs to restore functionality and reduce sewer risk.	Brine Sewer System	Aging Infrastructure				$ 269,000	$ 523,000						$ 792,000	$ 792,000
EN28003	Brine System Siphon Barrel Gate Improvem	Develop design documents, bid, and construct brine system siphon barrel improvements to ensure reliability.	Brine Sewer System	Aging Infrastructure		$ 195,000	$ 371,000								$ 566,000	$ 566,000
EN28012	BSS Manhole Update	Repair and update brine sewer manholes as identified by Engineering, creating sub-projects for necessary work.	Brine Sewer System	Aging Infrastructure	$ 180,000	$ 180,000	$ 180,000	$ 180,000	$ 180,000	$ 180,000	$ 180,000	$ 180,000	$ 180,000	$ 180,000	$ 1,800,000	$ 180,000
EN28013	Recurring BSS Manhole Lining Project	Remove failing liners and use chemical grouting to preserve BSS manholes with infiltration, maintaining structural integrity.	Brine Sewer System	Environmental Regulations	$ 100,000	$ 100,000	$ 100,000	$ 100,000	$ 100,000	$ 100,000	$ 100,000	$ 100,000	$ 100,000	$ 100,000	$ 1,000,000	$ 100,000
EN30006	Non-Reclaimable Waste Collection System	Identify, design, and bid NRW collection system CIPP lining projects to rehabilitate vulnerable pipeline sections.	Brine Sewer System	Environmental Regulations				$ 1,000,000	$ 1,000,000	$ 1,000,000	$ 1,000,000	$ 1,000,000	$ 1,000,000	$ 1,000,000	$ 7,000,000	$ 1,000,000
EN26038	NSCT-100 Brine System Manhole Rehab	Engineering will evaluate whether rehabilitation through coating will be sufficient to halt further degradation or if the current structural condition can even support a coating application. If rehabilitation is not feasible, new construction or full replacement may be required. The delayed Philadelphia Lift Station Force Main Improvements Project (EN23002), included plans for a new adjacent manhole, and those design plans may be leveraged to address the current need while also preparing for a future tie-in when that project	Brine Sewer System	Aging Infrastructure	$ 790,000	$ 541,000									$ 1,331,000	$ 1,331,000
Total					**$ 1,570,000**	**$ 1,016,000**	**$ 1,151,000**	**$ 3,049,000**	**$ 7,499,000**	**$ 5,780,000**	**$ 8,280,000**	**$ 12,280,000**	**$ 11,530,000**	**$ 1,280,000**	**$ 53,435,000**	**$ 49,469,000**
Recycled Water Fund																
EN15002	1158 Reservoir Site Cleanup	A review of the 1158 Reservoir site will be conducted to determine if the remaining remnants of the old oil piping, liquids and soils, should be removed from the site. After the determination is made, a mitigation plan will be developed and implemented.	Recycled Water System	Changing Conditions	$ 100,000										$ 100,000	$ 1,014,000
EN16065	RW Connections to JCSD	The project will install approximately 2 miles of 16-inch recycled water pipeline that spans from the JCSD water treatment plant to IEUA's 930-Zone. The project will provide flexibility to IEUA's recycled water system, add a local recycled water source, and allow sending more recycled water from RP-1 to the northern pressure zones in order to meet the peak demands.	Recycled Water System	Changing Conditions	$ 200,000	$ 300,000	$ 500,000	$ 2,000,000	$ 9,000,000	$ 14,000,000					$ 26,000,000	$ 42,981,000
EN21041	RP-4 Chlorine Contact Basin Cover Repair	Replace concrete covers on RP-4 chlorine contact basins for safer access and maintain covered chlorinated treatment.	RP-4	Aging Infrastructure				$ 800,000	$ 1,947,000	$ 2,025,000					$ 4,772,000	$ 5,790,000
EN23119	RW SCADA Migration	Migrate Recycled Water SCADA to PlantPAx 5.0, upgrading hardware for improved control and performance.	Recycled Water System	Aging Infrastructure				$ 1,700,000	$ 3,000,000	$ 500,000					$ 5,200,000	$ 6,597,000
EN24005	1630 West Reservoir Paint/Coating Repair	The project will consist of minor touch-up of delaminating, blistering, corroding or other defective coating and painting on interior and exterior surfaces by Power Tool Cleaning to Near White Metal (SSPC-SP11) or other surface preparation. Following the surface preparation the application of a compatible epoxy or epoxy/urethane coating/paint system will occur. In addition, minor repairs to structure will be made as required.	Recycled Water System	Aging Infrastructure		$ 54,000	$ 562,000	$ 1,170,000	$ 304,000						$ 2,090,000	$ 2,090,000
EN24006	930 Reservoir Paint/Coating Repairs and	Perform minor coating and painting repairs at 930 Reservoir, correcting delamination, corrosion, and other surface defects.	Recycled Water System	Aging Infrastructure					$ 61,000	$ 633,000	$ 1,974,000				$ 2,668,000	$ 2,668,000
EN24007	1299 RW PS Rehab	Rehab the 1299 RW pump station with new butterfly valves, motors, impellers, and VFDs, replacing isolation valves first.	Recycled Water System	Aging Infrastructure	$ 3,000,000	$ 7,000,000	$ 2,100,000								$ 12,100,000	$ 12,991,000
EN25022	Compliance for Recycled Water Facilities	Complete 60% design for supplemental RW supply, pilot aquifer well, initial replenishment facilities, purified water conveyance, and business case evaluations for compliance.	Recycled Water System	Changing Conditions	$ 11,000,000										$ 11,000,000	$ 23,000,000
EN28004	Purified Water Conveyance System	Design and construct about 10 miles of 12–16-inch pipelines from the AWPF to injection wells or recharge basins.	Recycled Water System	Environmental Regulations		$ 500,000	$ 3,500,000	$ 5,000,000	$ 15,000,000	$ 15,000,000					$ 39,000,000	$ 73,000,000
EN28014	Etiwanda Interceptor Grade-Break RW Prot	Remove the 36-inch line and install 4,800 feet of 42-inch recycled water pipeline, ensuring reliable grade-break protection.	Recycled Water System	Environmental Regulations		$ 216,000									$ 216,000	$ 216,000
EN28017	El Prado Road Recycled Water Reconnectio	Reactivate the 10-inch RW line along El Prado Rd. after RP-5 expansion becomes operational.	Recycled Water System	Changing Conditions			$ 112,000								$ 112,000	$ 112,000
WR23001	Replenishing Facilities	Build approximately 8 miles of purified water pipelines, 16 injection wells, and 4 monitoring wells connected to the AWPF at RP-4.	Recycled Water System	Changing Conditions		$ 10,000,000	$ 20,000,000	$ 35,000,000	$ 35,000,000	$ 42,000,000					$ 142,000,000	$ 188,000,000
WR23002	RW Interconnection to the City of Rialto	Construct 11 miles of 24-inch pipeline, a pump station at Rialto's plant, and tie into IEUA's recycled system in the 1158 zone.	Recycled Water System	Changing Conditions		$ 24,000,000	$ 20,000,000	$ 30,000,000	$ 25,000,000	$ 26,000,000					$ 125,000,000	$ 125,860,000

DRAFT

APPENDIX A: Ten-Year Capital Improvement Project List

Project Number	Project Name	Project Scope	Project Location	Project Drivers	FY 26/27	FY 27/28	FY 28/29	FY 29/30	FY 30/31	FY 31/32	FY 32/33	FY 33/34	FY 34/35	FY 35/36	Total TYCIP FY 2027-2036	Total Project Budget
EN29018	930 Recycled Water Blow Off Improvements	The existing blow-off lateral located behind the curb and sidewalk shall be extended and brought above grade with a Wharf-style hydrant. A 2 ft. by 2 ft. Include concrete pad, along with two protective bollards for safety and protection	Recycled Water System	Aging Infrastructure			$ 225,000	$ 1,170,000	$ 122,000						$ 1,517,000	$ 1,517,000
EN27011	Agencywide Recycled Water VFD Upgrades	An inventory of all VFDs in the southern facilities is provided (tab below). Project shall provide material and labor to support the replacement of VFDs that have reached 15 years of service life. Please coordinate with northern section as well as this should be an Agencywide project	Agencywide	Aging Infrastructure	$ 1,000,000	$ 1,000,000	$ 1,000,000	$ 1,000,000	$ 1,000,000	$ 1,000,000	$ 1,000,000	$ 1,000,000	$ 1,000,000	$ 1,000,000	$ 10,000,000	$ 1,000,000
FM28008	New Portable Skid Mounted Pump	The goal of having this pump is 1) to increase useful life and productivity in existing monitoring wells and 2) to maintain sampling integrity in wells compromised by issues such as street water runoff or high turbidity. This pump is to be used on several wells per year to purge at a high rate (5 gpm) any stagnant water, biological growth, or drilling mud out of the casings. Well currently have low flow pumps (<0.5 L/min). There are companies that specialize in production of portable skid mounted pumps. There is no immediate rush to obtain this pump as there are contract services that can perform redevelopment at a higher cost. The cost of the unit would be about the contracted cost for redevelopment of two well casings.	Agencywide	Changing Conditions		$ 108,000									$ 108,000	$ 108,000
FM29009	New Recycled Water Valves at Edison Ave	Install 2 recycled water isolations valves at Edison Avenue pipeline. The work includes cutting into the CMLC pipeline, welding flanged connections, and installing two new 30-inch butterfly valves in accordance with Operations and Maintenance's expectations.	Headquarters	Changing Conditions			$ 56,000	$ 427,000							$ 483,000	$ 483,000
IS27002	RW SCADA Infrastructure Replacement	Purchase 2 replacement servers and other network switch infrastructure that have reached the end of its life cycle.	Agencywide	Aging Infrastructure	$ 42,000	$ 42,000	$ 42,000	$ 42,000	$ 50,000	$ 50,000	$ 50,000	$ 50,000	$ 50,000	$ 50,000	$ 468,000	$ 42,000
Total					**$ 15,342,000**	**$ 43,220,000**	**$ 48,097,000**	**$ 78,309,000**	**$ 90,484,000**	**$101,208,000**	**$ 3,024,000**	**$ 1,050,000**	**$ 1,050,000**	**$ 1,050,000**	**$ 382,834,000**	**$ 487,469,000**
Water Resources Fund																
PL19005	Chino Basin Program	Prepare a preliminary design report and a programmatic environmental impact report to initiate the Chino Basin Program's implementation	Agencywide	Changing Conditions	$ 2,100,000	$ 1,000,000									$ 3,100,000	$ 28,610,000
Total					**$ 2,100,000**	**$ 1,000,000**	**$ -**	**$ -**	**$ -**	**$ -**	**$ -**	**$ -**	**$ -**	**$ -**	**$ 3,100,000**	**$ 28,610,000**
Regional Wastewater Operations and Maintenance Fund																
EN13016	SCADA Enterprise System	Design, install, and program a new SCADA system across five wastewater facilities, overhauling control panels, operator interfaces, and data management for improved network integration and reliability.	Agencywide	Aging Infrastructure	$ 3,500,000	$ 500,000									$ 4,000,000	$ 39,700,000
EN18025	RP-1 Secondary System Rehabilitation	Rehabilitate concrete and metal components at secondary clarifiers, repair damaged walls, and replace UV protected sprayer piping. Upgrade aeration systems, valves, and aeration basin concrete, and replace anoxic mixers with an energy-efficient compressed air mixing system	RP-1	Aging Infrastructure	$ 2,500,000	$ 7,000,000	$ 4,500,000								$ 14,000,000	$ 15,134,000
EN19009	RP-1 Energy Recovery	Engage consultant to analyze digester gas use, exploring injection, cogeneration, or microgrid solutions, including financial viability, regulatory compliance, and subsequent design-build implementation	RP-1	Changing Conditions	$ 870,000	$ 300,000									$ 1,170,000	$ 4,330,000
EN20057	RP-4 Process Improvements Phase II	Replace air control and buried plug valves at the aeration basins; install a fourth RAS pump and new VFDs; rehabilitate Trident filters and associated instrumentation; consolidate and upgrade the aluminum sulfate dosing system; and replace nine vault covers and shade canopies with more durable materials	RP-4	Aging Infrastructure	$ 8,000,000	$ 3,500,000									$ 11,500,000	$ 18,070,000
EN21053	RP-1 Filter Effluent Structure #2 Rehabi	Rehabilitate structure and valves, addressing severely corroded gates and stems for improved performance and reliability.	RP-1	Aging Infrastructure	$ 500,000	$ 1,000,000									$ 1,500,000	$ 3,570,000
EN22031	RP-1 Intermediate Pump Sta. Electrical	Replace MCC 6M/8M with Allen Bradley IntelCenter, install 18-pulse VFDs, and improve electrical reliability at the intermediate pump station.	RP-1	Aging Infrastructure	$ 4,500,000	$ 1,400,000									$ 5,900,000	$ 11,120,000
EN23000	RP1 Device Net Replacement	Evaluate MCCs with E3 overloads, replace or upgrade to E300 with Ethernet/IP or Modbus TCP/IP, and transition DeviceNet hardware for enhanced connectivity	RP-1	Aging Infrastructure	$ 250,000										$ 250,000	$ 3,292,000
EN23004	CCWRF Aeration Basins 1-6 Drain Valves	Replace six-inch drain valves to prevent backflow in aeration basins 1–6, ensuring reliable drainage.	CCWRF	Aging Infrastructure					$ 1,217,000	$ 3,163,000					$ 4,380,000	$ 5,600,000
EN23035	CCWRF RAS Header Replacement	Replace three 16-inch connections to RAS header and about 22 feet of 36-inch pipe, potentially adding bypass.	CCWRF	Aging Infrastructure	$ 675,000	$ 650,000									$ 1,325,000	$ 1,744,000
EN23036	San Bernardino Ave LS Reliability Improv	Install chopper pumps, add wet well access hatch, pave around pumps, and engage consultant for design/construction services	Regional Sewer System	Aging Infrastructure		$ 1,250,000	$ 3,000,000	$ 2,000,000							$ 6,250,000	$ 7,090,000
EN23038	CCWRF HVAC System Upgrade	Replace chilled water air handlers, boilers, zoning, and controls at operations building for improved climate management.	CCWRF	Aging Infrastructure	$ 540,000	$ 1,600,000									$ 2,140,000	$ 3,760,000
EN23074	CCWRF Influent Box Rehab at the Primary Clarifiers	Remove degraded coating, restore concrete thickness, apply protective coating, and replace aluminum gates with stainless steel for long-term influent box integrity	CCWRF	Aging Infrastructure	$ 1,000,000	$ 3,500,000	$ 4,500,000	$ 100,000							$ 9,100,000	$ 9,642,000
EN23114	RP1 Instrumentation and Control Enhancem	Assess PCN requests, design and install electrical/control infrastructure, and finalize SCADA migration for comprehensive RP-1 upgrades.	RP-1	Changing Conditions				$ 250,000	$ 750,000	$ 250,000					$ 1,250,000	$ 1,415,000
EN24023	RP3 Regional Sewer Diversion Structure R	Replace gate valves, rings, covers, sandblast concrete, repair structural damage, and install new liner to restore diversion structure.	Regional Sewer System	Aging Infrastructure	$ 700,000										$ 700,000	$ 1,660,000

DRAFT

APPENDIX A: Ten-Year Capital Improvement Project List

Project Number	Project Name	Project Scope	Project Location	Project Drivers	FY 26/27	FY 27/28	FY 28/29	FY 29/30	FY 30/31	FY 31/32	FY 32/33	FY 33/34	FY 34/35	FY 35/36	Total TYCIP FY 2027-2036	Total Project Budget
EN24029	RP-1 Tertiary Asset Management Phase 1	Replace 26 filter effluent valves, custom tee, rehabilitate SBS pump station, modify sedimentation basin sludge pumps, and ensure long-term tertiary asset reliability.	RP-1	Aging Infrastructure			$ 500,000	$ 2,000,000	$ 1,500,000						$ 4,000,000	$ 4,013,000
EN24032	RP-1 Primary Clarifier #1 Through #10 Re	Interior clarifier concrete rehabilitation, replacement of the chain and flight system, scum trough worm and gear replacement, clarifier covers replacement including implementation of fall protection measures, scum wet well chopper and mixing pump replacement.	RP-1	Aging Infrastructure	$ 5,300,000	$ 8,256,000	$ 4,854,000								$ 18,410,000	$ 19,694,000
EN24033	Annular Seals	Verify each annular seal's condition and replace as necessary.	Agencywide	Aging Infrastructure					$ 61,000						$ 61,000	$ 1,380,000
EN25002	Aeration Disc Diffuser Replacement	Replace aeration diffuser disks and secure manufacturer certification for new diffusers at RP-1, RP-4, and RP-5.	Agencywide	Aging Infrastructure	$ 70,000	$ 1,400,000	$ 2,400,000	$ 100,000	$ 1,250,000	$ 2,400,000					$ 7,620,000	$ 7,800,000
EN25010	RSS - Collection System Pipe Rehabilitat	Replace or refurbish failing air expansion tanks to extend their service life in the regional sewer system.	Regional Sewer System	Aging Infrastructure			$ 1,000,000	$ 1,000,000	$ 1,000,000	$ 1,000,000	$ 1,000,000	$ 1,000,000	$ 1,000,000	$ 1,000,000	$ 8,000,000	$ 1,000,000
EN25045	CCWRF Electrical Improvements	Assess and replace major electrical gear—12kV switchgear, MCCs, transformers, panels, and more—throughout CCWRF for system reliability.	CCWRF	Environmental Regulations	$ 1,200,000	$ 1,300,000	$ 3,500,000	$ 10,000,000	$ 6,000,000						$ 22,000,000	$ 22,257,000
EN26004	RP-1 Centrifuge VFD Upgrades	Coordinate to replace VFDs over 15 years old at southern wastewater facilities, ensuring consistent reliability agency-wide.	Agencywide	Aging Infrastructure	$ 1,000,000	$ 1,000,000									$ 2,000,000	$ 2,536,000
EN26046	RP-1 Headworks Influent Channel Rehabili	Rehabilitate unlined influent channel concrete, repair manhole openings, replace framing, covers, and gate frames, addressing identified leaks.	RP-1	Aging Infrastructure	$ 500,000	$ 1,300,000	$ 2,000,000								$ 3,800,000	$ 4,000,000
EN28018	Recurring RSS Manhole Lining Project	Remove failed liners, apply chemical grouting if needed, and restore manhole interiors to prevent infiltration and maintain structural integrity.	Regional Sewer System	Environmental Regulations	$ 100,000	$ 100,000	$ 100,000	$ 100,000	$ 100,000	$ 100,000	$ 100,000	$ 100,000	$ 100,000	$ 100,000	$ 1,000,000	$ 100,000
EN28022	CCWRF Filter Inlet and Bypass Gates Repl	Replace inlet and bypass gates for reliable filter flow control at CCWRF.	CCWRF	Aging Infrastructure				$ 585,000	$ 1,217,000	$ 506,000					$ 2,308,000	$ 2,308,000
EN28027	Agencywide Paving	Evaluate and address asphalt repair and replacement needs across the Agency with annual maintenance funding.	Agencywide	Aging Infrastructure		$ 400,000	$ 400,000	$ 400,000	$ 400,000	$ 400,000	$ 400,000	$ 400,000	$ 400,000	$ 400,000	$ 3,600,000	$ 400,000
EN29003	Replace Aeration Basin Influent / RAS, S	Inspect and replace corroded aeration basin influent and RAS gates with stainless steel for improved durability.	CCWRF	Aging Infrastructure						$ 1,012,000	$ 2,632,000	$ 1,369,000			$ 5,013,000	$ 5,013,000
EN29010	Agencywide Air Relief Valves Upgrade	Standardize air/vacuum relief valves with A.R.I. models, add check and isolation valves, and improve pipeline maintenance safety.	Agencywide	Changing Conditions			$ 225,000	$ 117,000							$ 342,000	$ 1,500,000
EN31003	RP-1 New Parking Lot	Convert existing garden area near Old New Lab into large parking with electrical hookups, supporting larger vehicles and clear traffic flow.	RP-1	Aging Infrastructure	$ 75,000			$ 1,919,000	$ 1,995,000						$ 3,989,000	$ 3,989,000
EN34001	Prado Dechlorination Motor Control Cente	Replace MCC-1 at Prado Dechlorination, coordinating temporary power and ensuring updated equipment reliability.	Agencywide	Aging Infrastructure										$ 148,000	$ 148,000	$ 3,226,908
IS20007	Control System Ent Historian Enhancement	Enable predictive insights, manual data collection, and Foxboro data imports with a Universal Font Library connector for improved operational visibility.	Agencywide	Aging Infrastructure	$ 150,000	$ 150,000									$ 300,000	$ 1,000,000
IS28001	Operational AI and Machine Learning	Study and pilot AI/ML solutions in treatment applications, evaluating feasibility, potential benefits, and return on investment.	Agencywide	Environmental Regulations				$ 351,000	$ 365,000						$ 716,000	$ 716,000
IS26019	Enterprise Asset Management Software	Develop and implement a comprehensive Enterprise Asset Management Software (EAM) and a computerized maintenance management system (CMMS) to effectively track, manage, and optimize the organization's assets throughout their lifecycle.	Agencywide	Aging Infrastructure	$ 3,000,000	$ 9,000,000	$ 6,000,000	$ 4,000,000							$ 22,000,000	$ 22,500,000
EN29014	Agencywide Wastewater VFD Upgrades	An inventory of all VFDs in the southern facilities is provided. Project shall provide material and labor to support the replacement of VFDs that have reached 15 years of service life. Please coordinate with the norther section as well as this should be an Agency-wide project.	Agencywide	Aging Infrastructure			$ 1,000,000	$ 1,000,000	$ 1,000,000	$ 1,000,000	$ 1,000,000	$ 1,000,000	$ 1,000,000	$ 1,000,000	$ 8,000,000	$ 1,000,000
EN27022	Archibald and Cucamonga Sewers Rehab	The project will rehabilitate the pipelines by slip lining the deteriorated pipes. Significant bypass pumping will likely be required to complete the project. Specifically, the project is anticipated to begin and end at the following location: Archibald Trunk, Cucamonga Upland Interceptor	Regional Sewer System	Aging Infrastructure	$ 312,000	$ 5,408,000	$ 10,911,000								$ 16,631,000	$ 16,631,000
EP27001	Major Facilities Repair/Replacement	This project will support the replacement of aging infrastructure, safety enhancements to wastewater plant equipment and facilities and the purchase of critical spare equipment.	Agencywide	Aging Infrastructure	$ 1,000,000	$ 1,000,000	$ 1,000,000	$ 1,000,000	$ 1,000,000	$ 1,000,000	$ 1,000,000	$ 1,000,000	$ 1,000,000	$ 1,000,000	$ 10,000,000	$ 1,000,000
IS27016	SCADA Infrastructure Asset Replacement	Purchase new servers and network switches to replace outdated infrastructure, ensuring all components, including workstations and UPS systems, are upgraded to deliver peak performance and reliability across the entire network.	Agencywide	Aging Infrastructure	$ 550,000	$ 550,000	$ 550,000	$ 550,000	$ 550,000	$ 550,000	$ 550,000	$ 550,000	$ 550,000	$ 550,000	$ 5,500,000	$ 550,000
AMXXCIP	Replacement Value Placeholder Project	To support comprehensive long-term capital planning, a placeholder project based on asset replacement value is included within the Ten-Year Capital Improvement Plan (TYCIP). This project serves as a planning-level placeholder to account for anticipated rehabilitation and replacement needs of existing infrastructure that have not yet been fully defined, scoped, or	Agencywide	Aging Infrastructure									$ 33,775,000	$ 59,089,000	$ 92,864,000	$ 92,864,000
Total					**$ 36,292,000**	**$ 50,564,000**	**$ 46,440,000**	**$ 25,472,000**	**$ 18,405,000**	**$ 11,381,000**	**$ 6,682,000**	**$ 5,419,000**	**$ 37,825,000**	**$ 63,287,000**	**$ 301,767,000**	**$ 341,604,908**
Regional Wastewater Capital Improvement Fund																
AM26008	RP-5 Spare Part Storage Building Improve	Install lighting, security systems, racking, workstation, and forklift at RP-5 Spare Part Storage, assessing fire protect	RP-1	Changing Conditions	$ 100,000										$ 100,000	$ 250,000

DRAFT

APPENDIX A: Ten-Year Capital Improvement Project List

Project Number	Project Name	Project Scope	Project Location	Project Drivers	FY 26/27	FY 27/28	FY 28/29	FY 29/30	FY 30/31	FY 31/32	FY 32/33	FY 33/34	FY 34/35	FY 35/36	Total TYCIP FY 2027-2036	Total Project Budget
EN17006	CCWRF Asset Management and Improvements	Improve CCWRF preliminary, primary, and secondary treatments by replacing headworks, odor control, and aeration blowers.	CCWRF	Aging Infrastructure	$ 550,000										$ 550,000	$ 34,610,000
EN19001	RP-5 Expansion to 30 mgd	Double RP-5 liquid capacity from 15 to 30 MGD for future flows and flexible sewage transfers among plants.	RP-5	Environmental Regulations	$ 13,000,000	$ 13,000,000	$ 27,000,000								$ 53,000,000	$ 222,068,000
EN19006	RP-5 Biosolids Facility	Construct new RP-5 solids facility, allowing RP-2 solids decommissioning.	RP-5	Environmental Regulations	$ 7,000,000	$ 6,000,000	$ 10,000,000								$ 23,000,000	$ 242,320,000
EN21045	Montclair Force Main Improvements	Design and build new Montclair Force Main pipeline for improved efficiency and reliability.	Regional Sewer System	Aging Infrastructure	$ 5,820,000	$ 5,875,000									$ 11,695,000	$ 14,360,000
EN22022	RP-1 Air Compressor Upgrades	Consolidate air compressors at RP-1 with new centralized piping to increase flexibility and redundancy.	RP-1	Aging Infrastructure	$ 3,500,000	$ 1,300,000									$ 4,800,000	$ 7,750,000
EN22039	RP-4 SCADA Performance Improvement	Install a control panel in RP-4 server room, adding two new redundant controllers, repurposing existing tertiary controller.	RP-4	Aging Infrastructure				$ 585,000	$ 304,000						$ 889,000	$ 1,168,000
EN22044	RP-1 Thickening Building & Acid Phase Digester	Expand RP-1 thickening building capacity and optimize acid phase digestion, addressing WAS from RP-4.	RP-1	Aging Infrastructure	$ 35,000,000	$ 40,000,000	$ 45,000,000	$ 40,000,000							$ 160,000,000	$ 239,845,000
EN24001	RP-1 Liquid Treatment Capacity Recovery	Evaluate and design upgrades to increase RP-1 liquid treatment capacity to 40 MGD.	RP-1	Aging Infrastructure										$ 500,000	$ 500,000	$ 490,000,000
EN24002	RP-1 Solids Treatment Rehabilitation	Rehabilitate RP-1 digesters, piping, and utility water systems; replace pumps, valves, boilers; automate clarifiers and complete condition assessments.	RP-1	Changing Conditions	$ 500,000	$ 6,000,000	$ 5,500,000	$ 22,000,000	$ 22,400,000	$ 20,000,000	$ 15,000,000	$ 15,000,000			$ 106,400,000	$ 109,600,000
EN24022	IEUA SCADA Master Plan	Provide recurring Rockwell PlantPAx updates, ensuring SCADA remains current and optimized for ongoing projects.	Agencywide	Aging Infrastructure					$ 250,000	$ 500,000					$ 750,000	$ 1,090,000
EN24027	Fall Protection and Prevention Solutions	Evaluate locations for CAL/OSHA-compliant fall protection systems, equipment, and restraint measures.	Agencywide	Changing Conditions	$ 500,000	$ 500,000	$ 500,000	$ 500,000	$ 1,500,000	$ 1,500,000	$ 1,500,000				$ 6,500,000	$ 9,600,000
EN25025	REEP Return to Service Capital	Purchase auxiliary components and SCADA upgrades to restart the REEP, enabling power production from digester gas.	RP-5	Aging Infrastructure					$ 608,000	$ 3,796,000	$ 658,000				$ 5,062,000	$ 7,200,000
EN25064	Agency Wide Remote Vibration Project	Buy and install remote vibration sensors, instrumentation, and networking to enhance asset monitoring.	Agencywide	Aging Infrastructure	$ 10,000	$ 10,000	$ 10,000	$ 10,000							$ 40,000	$ 610,000
EN25067	Caltrans IEUA Collections Sewer I-10 Rel	Conduct planning and capacity study, then relocate I-10 sewer for improved service-area flow and crew safety.	Regional Sewer System	Aging Infrastructure	$ 300,000	$ 200,000									$ 500,000	$ 2,200,000
EN25069	CCWRF Process Improvements Phase II	Install aeration basin moisture purge lines, update drop-legs and diffusers, replace pumps, contain chemicals, and paint piping at CCWRF.	CCWRF	Environmental Regulations				$ 643,000	$ 1,734,000	$ 5,061,000	$ 5,922,000	$ 2,737,000			$ 16,097,000	$ 16,097,000
EN25070	Compliance for Wastewater Facilities	Complete 60% design of full-scale AWPF using collaborative delivery, plus demonstration AWPF design and construction.	RP-4	Changing Conditions	$ 11,000,000	$ 11,000,000									$ 22,000,000	$ 45,200,000
EN25071	San Bernardino Lift Station Containment	Develop containment solutions for potential large or small leaks at San Bernardino Lift Station, exploring nearby drainage options.	Regional Sewer System	Aging Infrastructure										$ 148,000	$ 148,000	$ 590,000
EN25075	RSS Priority Manhole Replacement	Replace around 180 critical manhole covers/frames, designing and constructing repairs for the collection system.	Regional Sewer System	Aging Infrastructure	$ 710,000										$ 710,000	$ 1,630,000
EN26003	Regional System Siphon Barrel Gate Impro	Plan, design, and build siphon barrel gate improvements with consultant support, reducing sewer system risks.	Regional Sewer System	Changing Conditions				$ 380,000	$ 791,000						$ 1,171,000	$ 1,171,000
EN26010	RP-4 Process Improvements Phase III	Integrate ammonia control valves, remove/replace MLR valves, fix biofilter lining, upgrade grit chamber, reconfigure pumps, and resize piping at RP-4.	RP-4	Aging Infrastructure							$ 3,290,000	$ 6,843,000	$ 5,693,000		$ 15,826,000	$ 15,826,000
EN26012	RP-5 Emergency Overflow Pond Lining	Line RP-5 Emergency Overflow Pond with HDPE or concrete, adding underdrains or pumps to manage groundwater.	RP-5	Aging Infrastructure						$ 1,265,000	$ 3,290,000	$ 2,053,000			$ 6,608,000	$ 6,608,000
EN26013	RP-5 Low Pressure DG holder	Construct a low-pressure digester gas holder at RP-5 per 2018 technical memo for enhanced gas management.	RP-5	Aging Infrastructure								$ 684,000	$ 2,135,000	$ 4,441,000	$ 7,260,000	$ 7,260,000
EN26058	Maintenance Trailers and Showers	Purchase portable office and shower trailers for 22 field staff, providing adequate facilities, utilities, and storage.	RP-5	Changing Conditions	$ 1,000,000										$ 1,000,000	$ 1,500,000
EN27006	Chino Interceptor Diversion Pipe Repair	Plan, design, and construct Chino Interceptor repairs through public bidding, lowering pipeline risk.	Regional Sewer System	Aging Infrastructure			$ 562,000	$ 2,457,000	$ 608,000						$ 3,627,000	$ 3,627,000
EN28005	Cucamonga Interceptor Pipe Repair	Plan, design, and construct Cucamonga Interceptor repairs with consultant-led design and public works execution.	Regional Sewer System	Aging Infrastructure	$ 400,000	$ 750,000									$ 1,150,000	$ 1,150,000
EN28007	Advanced Water Purification Facility	Build a 15 MGD AWPF at RP-4, using MF, RO, UV-AOP, booster pumps, chemical storage, and purified water stabilization.	RP-4	Changing Conditions		$ 10,500,000	$ 30,000,000	$ 63,000,000	$ 65,000,000	$ 63,000,000					$ 231,500,000	$ 231,500,000
EN28008	RP-5 O&M Building	Construct an O&M building at RP-5 with offices, shop area, showers, lockers, and parking for operational needs.	RP-5	Aging Infrastructure		$ 500,000	$ 1,000,000	$ 2,000,000	$ 2,000,000	$ 15,000,000	$ 20,000,000	$ 9,500,000			$ 50,000,000	$ 50,000,000
EN28024	Etiwanda Interceptor Grade-Break Sewer P	Draft pre-design for maintaining or relocating the Etiwanda Trunk Sewer, determining cost and permitting.	Regional Sewer System	Environmental Regulations		$ 216,000									$ 216,000	$ 216,000
EN28025	Preserve Lift Station Level Redundancy I	Hardwire redundant level switches for Preserve Lift Station pumps, adding a bypass switch for high-rag scenarios.	Regional Sewer System	Changing Conditions										$ 111,000	$ 111,000	$ 400,000
EN28026	Collection System Upgrades	Develop and build collection system repairs identified by Engineering.	Regional Sewer System	Aging Infrastructure		$ 100,000	$ 100,000	$ 100,000	$ 100,000	$ 100,000	$ 100,000	$ 100,000	$ 100,000	$ 100,000	$ 900,000	$ 100,000
EN29009	RP1 Ops & Maint Bldg Rehabilitation	Renovate RP-1 O&M building: update breakrooms, restrooms, conference areas, electrical systems, lighting, flooring, doors, and lab space.	RP-1	Aging Infrastructure			$ 50,000	$ 450,000	$ 1,000,000	$ 8,000,000	$ 7,000,000				$ 16,500,000	$ 16,500,000
EN30025	RP-1 Dump Station	The project would rehabilitate the headworks gate; place key FOB for waste-haulers to gain entrance to headworks through the gate; place new concrete with wash station and	RP-1	Aging Infrastructure										$ 296,000	$ 296,000	$ 3,143,990
EN31001	Freeway Trunk Pipe Repair	related collection drains to the plant; and place removeable, chain-link fence with through gate to plant. The project will isolate headworks and allow entrace by wastehaulers	Regional Sewer System	Aging Infrastructure					$ 500,000	$ 1,000,000	$ 3,000,000	$ 6,000,000	$ 2,500,000		$ 13,000,000	$ 13,000,000
EN31002	Riverside Drive Trunk Pipe Repair	through key FOB at all times. Camera, perimeter alarm, and other safety and security upgrades would also be made to make station usable 7-days a week and after 3:30pm	Regional Sewer System	Changing Conditions			$ 1,000,000	$ 1,850,000	$ 1,400,000						$ 4,250,000	$ 4,250,000
EN33001	CCWRF Paving Replacement	Assess and replace paving, concrete, and vaults at CCWRF while accommodating deliveries and emergencies.	CCWRF	Aging Infrastructure							$ 132,000	$ 821,000			$ 953,000	$ 953,000
EN33002	RP-4 Emergency Storage Lagoon Pump Syste	Add redundant pumps to RP-4 emergency lagoon system and optimize controls for increased flow capacity.	RP-4	Changing Conditions							$ 263,000	$ 411,000	$ 2,135,000		$ 2,809,000	$ 2,809,000

DRAFT

APPENDIX A: Ten-Year Capital Improvement Project List

Project Number	Project Name	Project Scope	Project Location	Project Drivers	FY 26/27	FY 27/28	FY 28/29	FY 29/30	FY 30/31	FY 31/32	FY 32/33	FY 33/34	FY 34/35	FY 35/36	Total TYCIP FY 2027-2036	Total Project Budget
EN33003	RP-5 Vactor Dump Station Construction	Build a new septic dump station near RP-5 EOP with odor control per AQMD standards, guided by consultant design.	RP-5	Changing Conditions							$ 658,000	$ 2,053,000	$ 4,270,000		$ 6,981,000	$ 6,981,000
EN34002	CCWRF Emergency Storage Basin Lining and	Redesign CCWRF emergency storage basin pump station with two pumps, flow meter, SCADA control, and optional lining or landscaping	CCWRF	Aging Infrastructure								$ 342,000	$ 1,067,000		$ 1,409,000	$ 1,409,000
PL17002	HQ Solar Photovoltaic Power Plants Ph. 2	There are approximately 30 items at the Prado Dechlorination Station that need the study/label.	Headquarters	Changing Conditions			$ 337,000	$ 1,287,000							$ 1,624,000	$ 1,624,000
AM27001	Agencywide Transformer Oil Testing	his project will install external transformer oil samplers for safe oil collection and conduct a comprehensive assessment of all agency transformers using infrared (IR) thermographic testing to identify issues like overheating, loose connections, and unbalanced loads. A condition report will be developed for each transformer outlining repairs, maintenance needs, and equipment health. The study aims to enhance transformer reliability, safety, and maintainability while informing maintenance strategies and capital planning decisions.	Agencywide	Environmental Regulations	$ 104,000	$ 108,000									$ 212,000	$ 212,000
EN34020	CCWRF South Gate Catch Basin Improvement	Design and construct the best method for capturing and diverting any type of spills the could potentially occur on the east side of the facility to the ESB. This will include a new trench with catch basin to either be gravity drained or pumped to the ESB. Ops is requesting for a level transmitter to be installed in catch basin	CCWRF	Environmental Regulations								$ 479,000			$ 479,000	$ 479,000
EN29012	CCWRF to RP-5 PS & WAS Line Replacement	The project scope is to include the replacement of the 6" Primary Sludge (PS) Line and 6" Waste Activated Sludge (WAS) Line between CCWRF and the transition point to RP-5. The alignment is approximately 2 miles from CCWR to RP-5 connection point. If Ductile Iron is selected as the piping material, consider installation of Cathodic Protection Test Station to monitor the external condition of the pipelines. Additionally, if air-relief valves are located between the section	CCWRF	Aging Infrastructure			$ 562,000	$ 1,170,000	$ 3,650,000	$ 633,000					$ 6,015,000	$ 6,015,000
FM36001	Chino Creek & Educational Park Upgrade	This project will install two permanent shade structures over the picnic area and amphitheater, along with new light towers throughout the park and 1.7 miles of walking trails, and a new power source for the amphitheater. A new unisex restroom facility with four stalls, outdoor sink, and janitor's closet will be constructed, along with security enhancements including a wrought iron perimeter fence and timer-controlled entry gates. Additionally, an unused subsurface wetland will be converted into a native Coast Live Oak woodland area.	Headquarters	Changing Conditions										$ 444,000	$ 444,000	$ 6,269,834
AM27007	Failure Analysis Equipment Procurement	Solicit for qualified vendors to provide equipment related to the condition-based monitoring program. Assets to be updated or replaced that are at end of useful life or obsolete	Agencywide	Aging Infrastructure	$ 10,000	$ 10,000	$ 10,000	$ 10,000	$ 10,000	$ 10,000	$ 10,000	$ 10,000	$ 10,000	$ 10,000	$ 100,000	$ 10,000
FM27003	Regional Sewer Manhole Procurement	Project to support the purchase of new lids for inventory for future projects, emergency repairs, rehabilitation and service area contractor installation	Agencywide	Aging Infrastructure	$ 100,000	$ 100,000	$ 100,000	$ 100,000	$ 100,000	$ 100,000	$ 100,000	$ 100,000	$ 100,000	$ 100,000	$ 1,000,000	$ 100,000
EN27055	Regional Sewer System Manhole Upgrades	Once identified, project supports creating sub-projects to design manhole repairs and construct.	Agencywide	Aging Infrastructure	$ 500,000	$ 500,000	$ 500,000	$ 500,000	$ 500,000	$ 500,000	$ 500,000	$ 500,000	$ 500,000	$ 500,000	$ 5,000,000	$ 500,000
AM27005	RP-1 Disinfection System Optimization	"This project will replace all 3/4-inch and 1/2-inch tubing/piping in the disinfection system with 1-inch tubing and CPVC piping, replace the 8-inch nozzle with a 6-inch nozzle at Filter Effluent Structure No.1, and add three isolation valves to the tank discharge header. Additional improvements include installing ventilation/AC to the control panel on the sedimentation basin bridge, two digital flowmeters on FES flash mix pump discharges, seven digital pressure gauges on pump discharge lines, and two air relief valves on FES1 and FES2 discharge headers. The project will also add sunshades to four local control stations and one main control panel, plus an eyewash/shower station at FM-1.	RP-1	Changing Conditions	$ 208,000	$ 433,000	$ 56,000								$ 697,000	$ 697,000
EN36001	RP-1 Headworks Runoff Drain Improvements	The project scope includes design and developing the best strategy for foul runoff containment and conveyance at RP-1. This may include install trench drains and catch basins at the Headworks and Biofilter 1B aprons and at the upstream edge of the east–west roadway to intercept runoff before it crosses the road. Regrade/repair the concrete swale, add curbing/berms as needed, and route captured flow via laterals to the plant storm drain system. All captured flow—clean stormwater and any spilled sewage—will be conveyed to the storm drain pump station by gravity. The project scope should also include the necessary resources to implement and construct the final	RP-1	Environmental Regulations										$ 148,000	$ 148,000	$ 3,226,908

DRAFT

APPENDIX A: Ten-Year Capital Improvement Project List

Project Number	Project Name	Project Scope	Project Location	Project Drivers	FY 26/27	FY 27/28	FY 28/29	FY 29/30	FY 30/31	FY 31/32	FY 32/33	FY 33/34	FY 34/35	FY 35/36	Total TYCIP FY 2027-2036	Total Project Budget
EN29013	RP-1 Secondary Clarifiers Rehabilitation	Repairs and rehabilitation will be performed on Secondary Clarifiers No. 1–4, including delaminated, spalled, and cracked walls, with a Preliminary Design survey to quantify repair areas and evaluate costs for Clarifiers No. 1 and 3. Clarifiers No. 2 and 4 will receive full concrete rehabilitation of walls, floors, and channels, scum trough replacement, structural assessment of supports, protective coatings for ferrous components, and replacement of floor grout and corroded electrical components. New hydrocyclones will be installed on the RAS and WAS lines for each secondary system, including pumps and piping modifications as needed to provide adequate pressure.	RP-1	Aging Infrastructure			$ 394,000	$ 1,170,000	$ 3,042,000	$ 5,061,000	$ 790,000				$ 10,457,000	$ 10,457,000
EN27020	RP-5 Power Center 3 HVAC Upgrades	Power center No. 3 HVAC system and the installation of two 20-ton units.	RP-5	Changing Conditions	$ 624,000										$ 624,000	$ 624,000
EN31021	Sewer Pipe at Imperial Ave Relocation	This project includes the design, permitting, and construction of new steel casing pipes to be installed using the jack-and-bore method beneath the Union Pacific Railroad (UPRR) tracks. These new casings will be constructed adjacent to the existing crossings of the 18-inch Grove Avenue Outfall and the 21-inch Upland Interceptor Relief Sewer. Once installed, segments of the existing sewer lines will be rerouted through the new casings to provide permanent structural protection and eliminate the risk posed by the additional rail loading. This work will be performed in close coordination with UPRR and the City of Ontario, including securing required right-of-way access, environmental clearance, and railroad permits.	Agencywide	Aging Infrastructure					$ 608,000	$ 3,163,000	$ 2,632,000				$ 6,403,000	$ 6,403,000
FM27009	CCWRF Evap Cooler System Replacement	The blower building evaporative coolers are in a deteriorated condition. The units, along with portions of the associated ducting, exhibit severe corrosion, including areas of full-depth material loss. This condition presents a near-miss safety hazard for personnel working in the area.	CCWRF	Aging Infrastructure	$ 312,000										$ 312,000	$ 312,000
FM27010	RP-5 Power Center 2 HVAC Upgrades	Power center No. 2 HVAC system and the installation of one 10-ton unit.	RP-5	Changing Conditions	$ 312,000										$ 312,000	$ 312,000
IS27009	Wide Area Microwave Radio Replacement	Purchase and install new microwave radio equipment for RP-1 to RP-4, RP-4 to 6B, RP-5 to CCWRF, 6B to CCWRF. Project will also replace radios for Montclair Lift Station, Philadelphia Lift Station and Prado Dechlor Station. This project will include WIFI radio replacement and network expansion. This will also include replacement of CCWRF tower.	Agencywide	Aging Infrastructure	$ 400,000	$ 400,000	$ 400,000	$ 400,000	$ 400,000	$ 400,000	$ 400,000	$ 400,000	$ 400,000	$ 400,000	$ 4,000,000	$ 400,000
Total					**$ 81,960,000**	**$ 97,502,000**	**$123,081,000**	**$138,612,000**	**$106,505,000**	**$129,089,000**	**$ 65,245,000**	**$ 48,033,000**	**$ 18,910,000**	**$ 7,198,000**	**$ 816,135,000**	**$1,852,233,733**

DRAFT

APPENDIX B: Grant Dependent Capital Projects

DRAFT

APPENDIX B: Grant Dependent Capital Projects

Project Number	Project Name	Project Scope	Project Location	Project Drivers	FY 26/27	FY 27/28	FY 28/29	FY 29/30	FY 30/31	FY 31/32	FY 32/33	FY 33/34	FY 34/35	FY 35/36	Total TYCIP FY 2025-2034
Water Resources Fund															
WR24001	CBP Extraction Facilities	Design and construction of groundwater extraction wells, potable water pipelines, pump stations and reservoirs to deliver 40,000 acre-feet per pulse flow call year. the locations of the facilities are in Cucamonga valley water district's eastern service area and fontana water company's northern service area.	Groundwater Extraction	Environmental Regulations		$ 15,000,000	$ 15,000,000	$ 50,000,000	$ 145,000,000	$ 124,000,000	$ 80,000,000				$ 429,000,000
WR26001	CBP RW Interconnection to MWD - Rialto Pipeli	Design and construction of a pump-in facilities to MWD's Rialto Pipeline that has a capacity of 10,000 acre-feet and includes a pump station, reservoir, 24" pipeline, and metering facilities. the location of the facilities is in rancho cucamonga near bluegrass ave. and vista verde dr. at cucamonga valley water district's CB-07 site.	Groundwater Extraction	Environmental Regulations				$ 1,000,000	$ 3,000,000	$ 5,000,000	$ 4,000,000				$ 13,000,000
	Total				**$ -**	**$ 15,000,000**	**$ 15,000,000**	**$ 51,000,000**	**$ 148,000,000**	**$ 129,000,000**	**$ 84,000,000**	**$ -**	**$ -**	**$ -**	**$ 442,000,000**

**Grant-dependent projects are not included in the TYCIP totals as required agreements & funding have not been finalized to ensure project continuation*

DRAFT

APPENDIX C: Ten-Year Operations & Maintenance Project List

DRAFT

APPENDIX C: Ten-Year Operations Maintenance Project List

Project Number	Project Name	Project Scope	Project Location	Project Drivers	FY 26/27	FY 27/28	FY 28/29	FY 29/30	FY 30/31	FY 31/32	FY 32/33	FY 33/34	FY 34/35	FY 35/36	Total TYCIP FY 2027-2036	Total Project Budget
Administrative Services Fund																
AD26001	Proposition 218 Support Services	Contract a professional firm for rate communication strategy, 218-compliant mailer, address database, mass mailing, and a public hearing for proposed rate changes effective July 1, 2027.	Agencywide	Changing Conditions	$ 410,000										$ 410,000	$ 480,000
EN26033	Oracle P6 Migration - License Fee	Purchase 15 P6 licenses (FY25/26--FY28/29) at $3,850 each, with a 15% discount, 3% inflation, and related costs.	Agencywide	Changing Conditions	$ 80,000	$ 65,000	$ 75,000								$ 220,000	$ 287,000
FM28002	Agencywide Appliance Replacement	Replace appliances agency-wide.	Agencywide	Aging Infrastructure		$ 20,000	$ 20,000	$ 20,000	$ 20,000	$ 20,000	$ 20,000	$ 20,000	$ 20,000	$ 20,000	$ 180,000	$ 20,000
HR25001	Classification and Compensation Study	Conduct classification and compensation reviews, update class specifications, interview employees, ensure EEO/FLSA compliance, and present findings with final reports.	Agencywide	Changing Conditions	$ 320,000										$ 320,000	$ 662,000
IS26002	Business Continuity Plan	Develop a Business Continuity Plan ensuring critical IT systems and infrastructure remain operational during disruptions like disasters or cyberattacks.	Agencywide	Environmental Regulations	$ 150,000										$ 150,000	$ 250,000
IS26003	BIA and Update Disaster Recovery Plan	Assess IT, OT, and operations to prioritize systems, define MTD, RPO, and RTO, and strengthen organizational resilience.	Agencywide	Environmental Regulations	$ 70,000										$ 70,000	$ 100,000
IS26007	IT & Security Standards & Procedures Upd	Engage a consultant to update IT, OT, and cybersecurity procedures and standards documentation.	Agencywide	Changing Conditions	$ 30,000										$ 30,000	$ 50,000
IS26008	Obsolete Data Cleanup Tool Purchase	Eliminate security risks tied to storing data on Agency systems.	Agencywide	Environmental Regulations	$ 250,000										$ 250,000	$ 255,000
IS26011	Office 365 Purview Recrd Mngr Improvmnts	Conduct an agency-wide process assessment, prioritize systems, define RPO/RTO, and procure software to enhance resilience.	Agencywide	Environmental Regulations		$ 108,000									$ 108,000	$ 108,000
IS28002	Agency Hard Copy Documentation Scanning	Scan hardcopy records into electronic format for uploading to the Agency's system, and prepare facilities for remodels.	Agencywide	Environmental Regulations		$ 43,000									$ 43,000	$ 43,000
IS30001	Agency Record Keeping (Laserfiche) Optim	Consolidate Agency records from silos into Laserfiche for centralized, streamlined record management.	Agencywide	Environmental Regulations		$ 595,000	$ 56,000								$ 651,000	$ 651,000
EN27057	CIPO Enhancements	The Project includes enhancements to the current system. An enhancement currently planned is the configuration from Capital Improvement Program (CIPO) into Laserfiche during the project closeout.	Brine Sewer System	Aging Infrastructure	$ 75,000	$ 75,000	$ 75,000	$ 75,000	$ 75,000	$ 75,000	$ 75,000	$ 75,000	$ 75,000	$ 75,000	$ 750,000	$ 75,000
FM27004	HVAC Thermal Ceramic Coating Improvement	Application of Thermal Ceramic Coating: Exterior Unit Coating: Apply ceramic coating to the outer shells of HVAC units to reduce solar heat gain and insulate against environmental heat transfer. Coil & Ductwork Coating: Apply coating to ductwork, piping, and coil housings to improve insulation properties and prevent heat loss/gain. Layering Process: Install in multiple coats (primer, base coat, ceramic thermal coat, protective finish) according to manufacturer specifications to ensure durability and performance.	Agencywide	Aging Infrastructure	$ 416,000										$ 416,000	$ 416,000
EA27001	IEUA Website Redesign 2026	Redesign IEUA's website to improve accessibility, streamline user experience, and ensure compliance with all regulatory requirements while leveraging IEUA's existing systems (i.e. Laserfiche, Granicus, etc.) for document management and meeting integration.	Agencywide	Aging Infrastructure	$ 83,000										$ 83,000	$ 83,000
IS27014	IT/OT Security Self-Assessment Program	Engage a third-party consultant experienced with IT and OT to perform self-assessments based on high-risk items identified in the annual IT/OT risk assessment. Up to 3 self-assessments may be performed annually.	Recycled Water System	Environmental Regulations	$ 50,000	$ 50,000	$ 50,000	$ 50,000	$ 50,000	$ 50,000	$ 50,000	$ 50,000	$ 50,000	$ 50,000	$ 500,000	$ 50,000
FM27002	Magnolia Channel Restoration	1) Remove the deposited silt/soils and some small amounts of debris (miscellaneous trash and vegetative material) from the Desilting Basin, down to the concrete bottom; 2) Remove the deposited soils over the concrete berm separating the two basins; and 3) Remove the deposited silt/soils over the original bottom elevation in the first 30' of the Detention Basin (estimated as having a 2-foot average depth). This collected material shall be removed from the site.	Chino Creek Park	Aging Infrastructure	$ 100,000	$ 100,000	$ 100,000	$ 100,000	$ 100,000	$ 100,000	$ 100,000	$ 100,000	$ 100,000	$ 100,000	$ 1,000,000	$ 100,000
IS27013	Network and Application Penetration Test	Engage a third part consultant experienced with IT and OT to perform external network, internal network and critical applications pen tests.	Agencywide	Environmental Regulations	$ 50,000	$ 50,000	$ 50,000	$ 50,000	$ 50,000	$ 50,000	$ 50,000	$ 50,000	$ 50,000	$ 50,000	$ 500,000	$ 50,000
IS27064	Agency Wide Remote Vibration Services	Service to support remote vibration sensors, instrumentation, and networking to enhance asset monitoring.	Agencywide	Aging Infrastructure	$ 127,000	$ 160,000	$ 165,000	$ 170,000							$ 622,000	$ 622,000
Total					**$ 2,211,000**	**$ 1,266,000**	**$ 591,000**	**$ 465,000**	**$ 295,000**	**$ 295,000**	**$ 295,000**	**$ 295,000**	**$ 295,000**	**$ 295,000**	**$ 6,303,000**	**$ 4,302,000**

DRAFT

APPENDIX C: Ten-Year Operations Maintenance Project List

Project Number	Project Name	Project Scope	Project Location	Project Drivers	FY 26/27	FY 27/28	FY 28/29	FY 29/30	FY 30/31	FY 31/32	FY 32/33	FY 33/34	FY 34/35	FY 35/36	Total TYCIP FY 2027-2036	Total Project Budget
Groundwater Recharge Fund																
AM26010	GroundwaterRecharge Condition Assessment	The project scope includes soliciting condition assessment services from master service contractors to determine the current condition, remaining useful life, and rehabilitation/repair recommendations of critical assets within GWR. This project will also allocate funds for the internal AM staff.	Agencywide	Aging Infrastructure	$ 50,000	$ 50,000	$ 50,000	$ 50,000	$ 50,000	$ 50,000	$ 50,000	$ 50,000	$ 50,000	$ 50,000	$ 500,000	$ 50,000
Total					**$ 50,000**	**$ 50,000**	**$ 50,000**	**$ 50,000**	**$ 50,000**	**$ 50,000**	**$ 50,000**	**$ 50,000**	**$ 50,000**	**$ 50,000**	**$ 500,000**	**$ 50,000**
Non-Reclaimable Wastewater Fund																
AM26001	Etiwanda Wastewater Line Manhole Conditi	Establish manhole accessibility for a Level 3 assessment, cleaning, and inspection requiring bypass pumping.	Brine Sewer System	Aging Infrastructure	$ 500,000										$ 500,000	$ 550,000
EN23002	Philadelphia Lift Station Force Main Imp	Install force mains, manholes, and 500-foot cleanouts to increase Philadelphia Lift Station capacity.	Brine Sewer System	Aging Infrastructure						$ 25,000	$ 25,000	$ 25,000	$ 25,000		$ 100,000	$ 110,000
EN26015	Edison Waste Line Abandonment Project	Fill pipeline and manhole barrels while removing lids and grade rings, then grade and compact to prevent future collapse.	Brine Sewer System	Environmental Regulations					$ 608,000	$ 1,898,000	$ 658,000				$ 3,164,000	$ 3,164,000
EN26037	Non-Reclaimable Waste Connections FY2526	Establish a master project for NRW connections covering consultant professional fees and service charges.	Brine Sewer System	Changing Conditions	$ 100,000	$ 100,000	$ 100,000	$ 100,000	$ 100,000	$ 100,000	$ 100,000	$ 100,000	$ 100,000	$ 100,000	$ 1,000,000	$ 100,000
EN27002	NRWS Emergency O&M Projects FY 26/27	Provide funds for Engineering and Construction Management for pipeline repairs, property negotiations, and unforeseen issues in FY 2026/27.	Brine Sewer System	Aging Infrastructure	$ 250,000	$ 250,000	$ 250,000	$ 250,000	$ 250,000	$ 250,000	$ 250,000	$ 250,000	$ 250,000	$ 250,000	$ 2,500,000	$ 250,000
EN27036	Non-Reclaimable Waste Small Projects	The project will address unforseen NRW O&M repairs and modifications.	Agencywide	Aging Infrastructure	$ 50,000	$ 50,000	$ 50,000	$ 50,000	$ 50,000	$ 50,000	$ 50,000	$ 50,000	$ 50,000	$ 50,000	$ 500,000	$ 50,000
AM27002	NRW Condition Assessments	The project scope includes soliciting condition assessment services from master service contractors to determine the current condition, remaining useful life, and rehabilitation/repair recommendations of critical assets within the NRW system, which includes pipelines and pump stations. This project will also allocate funds for the internal AM staff.	Agencywide	Aging Infrastructure	$ 50,000	$ 50,000	$ 50,000	$ 50,000	$ 50,000	$ 50,000	$ 50,000	$ 50,000	$ 50,000	$ 50,000	$ 500,000	$ 50,000
Total					**$ 950,000**	**$ 450,000**	**$ 450,000**	**$ 450,000**	**$ 1,058,000**	**$ 2,373,000**	**$ 1,133,000**	**$ 475,000**	**$ 475,000**	**$ 450,000**	**$ 8,264,000**	**$ 4,274,000**
Recycled Water Fund																
AM28001	Groundwater Recharge O&M Manuals	Prepare and update O&M manuals and SOPs for GWR facilities, review procedures, identify improvements, and ensure efficiency, compliance, and safety.	Groundwater Recharge Ba	Environmental Regulations		$ 162,000	$ 647,000	$ 322,000							$ 1,131,000	$ 1,131,000
AM28002	Recycled Water O&M Manuals	Prepare and update O&M manuals and SOPs for RW facilities, review procedures, identify improvements, and ensure efficiency, compliance, and safety.	Recycled Water System	Environmental Regulations		$ 162,000	$ 647,000	$ 322,000							$ 1,131,000	$ 1,131,000
EN18021	Prado Basin AMP Annual Monitoring	Cost-share with Chino Basin Watermaster to monitor and report habitat health in the lower Prado Dam area.	Recycled Water System	Environmental Regulations	$ 120,000	$ 123,000	$ 125,000	$ 128,000	$ 130,000	$ 75,000					$ 701,000	$ 1,388,000
EN20031	Recycled Water Program Strategy 2020	The Agency will provide the demands from its various sources that are updated and forecasted for the future. The RWPS will include coordination with local agency projected demands and infrastructure. The RW model will be run for various scenarios and the results and model will be prepared as a plan available for utilization.	Agencywide	Aging Infrastructure	$ 400,000										$ 400,000	$ 1,200,000
EN22028	Philly RW Gravity Line Abandonment	Remove the manhole structure and pipeline within the recharge basin and basin levee. Seal the gravity pipeline at the manhole located outside the levee and remove the manhole structure. The goal is to seal the pipeline section that could potentially drain the recharge basin should the pipeline develop a failure point over time.	Groundwater Recharge Ba	Changing Conditions				$ 225,000							$ 225,000	$ 500,000
EN26043	Recycled Water Connections FY25/26	Establish a master project for recycled water connections, covering consultant fees and service charges.	Recycled Water System	Changing Conditions	$ 150,000	$ 150,000	$ 150,000	$ 150,000	$ 150,000	$ 150,000	$ 150,000	$ 150,000	$ 150,000	$ 150,000	$ 1,500,000	$ 150,000
EN27003	WC Emergency O&M Projects FY 26/27	Provide engineering and construction management funding for emergency repairs to the recycled water system.	Recycled Water System	Aging Infrastructure	$ 250,000	$ 250,000	$ 250,000	$ 250,000	$ 250,000	$ 250,000	$ 250,000	$ 250,000	$ 250,000	$ 250,000	$ 2,500,000	$ 250,000
EN27004	WC On-Call/Small Projects FY FY 26/27	Review of the design and construction administration responsibilities and submission requirements identified in the Scope of Work with the Project Team members. Items such as: contract deliverables, special sequencing or phased construction requirements, special hours for construction based on Agency programs or needs, delivery dates of critical and long lead items, utility interruptions or shut down constraints for tie-ins, weather restrictions, and coordination with other project construction activities at the site shall be addressed.	Agencywide	Aging Infrastructure		$ 40,000	$ 250,000	$ 250,000	$ 250,000	$ 250,000	$ 250,000	$ 250,000	$ 250,000	$ 250,000	$ 2,040,000	$ 40,000
PL18002	Basin Plan Amendment	IEUA will continue to coordinate the Amendment with the RWQCB to further develop salinity management strategies to mitigate drought-related increases in salinity levels. This project will work with Chino Basin Watermaster, consultants, and the RWQCB to amend the Basin Plan to reflect a more representative long-term averaging period for TDS and potentially other consistuents in EUA's permit.	Agencywide	Environmental Regulations	$ 30,000										$ 30,000	$ 650,000
RW25001	Identifying and Removing PFAS Used in We	Evaluate various well drilling and construction materials at a commercial lab for PFAS chemicals, Identify which wells were constructed with these chemicals, conduct bench testing of the breakdown of these materials (microplastics) into PFAS under various conditions, develop a well development scope for IEUA monitering well at Declez Basin (and possibly others), develop a well development scope for a municipal well owned by JOSD, conduct the well rehabilitations, and svaluate final well for decreed PFAS contamination, produce a grant report for MWD	Agencywide	Environmental Regulations	$ 370,000										$ 370,000	$ 755,000
WR16001	Water Softener Removal Rebate Program	Provide rebates for residents removing self-regenerating water softeners, reducing salt in recycled water supply and improving water quality.	Agencywide	Environmental Regulations	$ 10,000	$ 10,000	$ 10,000	$ 10,000	$ 10,000	$ 10,000	$ 10,000	$ 10,000	$ 10,000	$ 10,000	$ 100,000	$ 10,000

DRAFT

APPENDIX C: Ten-Year Operations Maintenance Project List

Project Number	Project Name	Project Scope	Project Location	Project Drivers	FY 26/27	FY 27/28	FY 28/29	FY 29/30	FY 30/31	FY 31/32	FY 32/33	FY 33/34	FY 34/35	FY 35/36	Total TYCIP FY 2027-2036	Total Project Budget
WR20029	Upper SAR HCP & Int Model-Recy Wtr Benef	Identify conservation measures for future water and recycled water projects, including surface flow and groundwater modeling along the Santa Ana River.	Agencywide	Changing Conditions	$ 30,000	$ 30,000									$ 60,000	$ 270,000
WR21029	Implement. of Upper SAR HCP - Recy Water	Implement the Santa Ana River HCP to support basin maintenance, increase recycled water use, and minimize discharges through diverted dry weather flows.	Agencywide	Environmental Regulations	$ 250,000	$ 250,000	$ 250,000	$ 250,000	$ 250,000	$ 250,000	$ 250,000	$ 250,000	$ 250,000	$ 250,000	$ 2,500,000	$ 250,000
AM27004	Recycled Water Condition Assessments	The project scope includes soliciting condition assessment services from master service contractors to determine the current condition, remaining useful life, and rehabilitation/repair recommendations of critical assets. This project will also allocate funds for the internal AM staff.	Agencywide	Aging Infrastructure	$ 100,000	$ 100,000	$ 100,000	$ 200,000	$ 100,000	$ 100,000	$ 100,000	$ 100,000	$ 100,000	$ 100,000	$ 1,100,000	$ 100,000
EN27021	Recycled Water Hydraulic Modeling	Ongoing RW hydraulic modeling support services.	Agencywide	Changing Conditions	$ 40,000	$ 40,000	$ 40,000	$ 40,000	$ 40,000	$ 40,000	$ 40,000	$ 40,000	$ 40,000	$ 40,000	$ 400,000	$ 40,000
PL27010	Recycled Water Planning Documents	Depending on the planning document type, individual report scopes will be developed, and proposals will be solicited for document development. IEUA staff will manage the hired consulting firm to complete the needed planning documents.	Recycled Water System	Changing Conditions	$ 250,000	$ 250,000	$ 250,000	$ 250,000	$ 250,000	$ 250,000	$ 250,000	$ 250,000	$ 250,000	$ 250,000	$ 2,500,000	$ 250,000
Total					**$ 2,000,000**	**$ 1,567,000**	**$ 2,719,000**	**$ 2,397,000**	**$ 1,430,000**	**$ 1,375,000**	**$ 1,300,000**	**$ 1,300,000**	**$ 1,300,000**	**$ 1,300,000**	**$ 16,688,000**	**$ 8,115,000**
Regional Wastewater Operations and Maintenance Fund																
EN24064	RP-5 to RP-2 Sludge Line Repair	Repair sludge line from RP-5 to RP-2, connecting to a 10-inch RW line and capping existing RW service points.	RP-5	Changing Conditions	$ 24,000	$ 24,000									$ 48,000	$ 60,000
AM24010	Agency Wide O&M Manual Updates	Hire consultants to update O&M manuals at multiple wastewater plants (RP-1, RP-4), ensuring NPDES permit compliance.	Agencywide	Environmental Regulations	$ 1,000,000	$ 500,000									$ 1,500,000	$ 2,700,000
AM28003	Agencywide Operations O&M Manuals	Prepare and update O&M manuals and SOPs for CCWRF and RP-5, reviewing current procedures, identifying improvements, and ensuring efficiency, compliance, and safety.	Agencywide	Environmental Regulations		$ 216,000	$ 956,000	$ 526,000							$ 1,698,000	$ 1,698,000
EN22024	Asset Management Cleaning Services	Periodically clean digesters to prevent solids buildup, maintaining efficient dewatering and overall asset performance.	Agencywide	Aging Infrastructure	$ 1,500,000	$ 1,500,000	$ 1,500,000	$ 1,500,000	$ 1,500,000	$ 1,500,000	$ 1,500,000	$ 1,500,000	$ 1,500,000	$ 1,500,000	$ 15,000,000	$ 20,400,000
EN23021	Agency Wide Infiltration and Inflow Study	Conduct infiltration and inflow study using a specialized engineering firm for field tests and monitoring of wastewater collection systems.	Agencywide	Aging Infrastructure					$ 800,000	$ 340,000					$ 1,140,000	$ 1,141,000
EN24024	CCWRF Subsidence Monitoring	Collect soil core samples, place monitoring equipment, and conduct a two-year survey to measure subsidence at CCWRF.	CCWRF	Changing Conditions			$ 100,000	$ 600,000	$ 680,000						$ 1,380,000	$ 1,410,000
EN25048	Agencywide Asset Hier & Crit Assessment	Assess and update IEUA's asset hierarchy and register, perform inventory, compare to best practices, and present final recommendations for CMMS (SAP) improvements.	Agencywide	Environmental Regulations	$ 760,000	$ 500,000									$ 1,260,000	$ 1,550,000
EN25050	Maintenance and Reliability Consulting S	This project's scope requires services from a qualified Maintenance and Reliability consultant to review existing maintenance plans within the SAP's CMMS module and provide	Agencywide	Aging Infrastructure	$ 700,000	$ 750,000	$ 500,000	$ 50,000							$ 2,000,000	$ 2,400,000
EN25065	Caltrans IEUA Collections Pad Constructi	Construct a locked access pad for IEUA vactor truck, place annular rings, and install a gate to control flow on Turner Ave.	Regional Sewer System	Aging Infrastructure	$ 110,000										$ 110,000	$ 300,000
EN26054	Butterfield Lift Station Improvements	The project will remove and replace four existing pumps and motors and replace the existing Motor Control Center (MCC) that has reached end of life.	Regional Sewer System	Changing Conditions	$ 400,000	$ 406,000									$ 806,000	$ 806,000
EN27019	Regional Operation Emergency O&M Project	Address unforeseen O&M repairs and modifications for regional treatment facilities.	Agencywide	Aging Infrastructure	$ 300,000	$ 300,000	$ 300,000	$ 300,000	$ 300,000	$ 300,000	$ 300,000	$ 300,000	$ 300,000	$ 300,000	$ 3,000,000	$ 300,000
EN28021	RP-1 Hofer Circuit Coordination Study	Conduct a coordination study at RP-1 Hofer Circuit to review and implement new settings.	RP-1	Aging Infrastructure		$ 324,000									$ 324,000	$ 324,000
FM25003	Agency Wide Communal Shower Rehabilitati	Reconfigure the shower space to allow for partitions and/or individualized private shower areas. Plumbing, lighting, and HVAC adjustments may need to be implemented.	Agencywide	Aging Infrastructure	$ 150,000										$ 150,000	$ 500,000
FM28007	Agencywide Facilities Rehab & Repairs	Rehabilitate and repair Agency-wide facilities, ensuring proper maintenance and enhanced aesthetics of Regional Plants.	Agencywide	Aging Infrastructure		$ 62,000	$ 64,000	$ 66,000	$ 70,000	$ 70,000	$ 70,000	$ 70,000	$ 70,000	$ 70,000	$ 612,000	$ 62,000
OA25001	Arc Flash Labeling (Wastewater)	Perform an arc flash study and label all electrical equipment that requires a label. The criteria are any electrical panel that contains 50 volts or more and is likely to be opened when energized. The NFPA 70E requires an arc flash audit to be performed once every five years. As part of this project, it is requested that an audit is to be done for all the Agency's facilities on the 5-year schedule.	Agencywide	Environmental Regulations	$ 100,000										$ 100,000	$ 100,000

DRAFT

APPENDIX C: Ten-Year Operations Maintenance Project List

Project Number	Project Name	Project Scope	Project Location	Project Drivers	FY 26/27	FY 27/28	FY 28/29	FY 29/30	FY 30/31	FY 31/32	FY 32/33	FY 33/34	FY 34/35	FY 35/36	Total TYCIP FY 2027-2036	Total Project Budget
PL23004	Wastewater Flow and Loading Study	The objective of this project is to identify current wastewater flow and loading to IEUA Regional Water Recycling Plants through direct flow monitoring and sampling at several	Agencywide	Changing Conditions	$ 75,000										$ 75,000	$ 622,000
PL24001	Chino Creek Surface Water Monitoring Pro	Develop and implement a surface water monitoring and QA plan for Chino Creek, supporting 303(d)-delisting efforts with Watermaster and Water Board.	Agencywide	Environmental Regulations	$ 40,000	$ 83,000									$ 123,000	$ 323,000
PL24003	Data Warehouse	The roadmap this project funds would support the future installation of a datawarehouse system, which would be an asset, but this roadmap will be an O&M project.	Agencywide	Aging Infrastructure	$ 100,000	$ 50,000									$ 150,000	$ 500,000
PL25008	Water Quality Compliance Strategy	The objective of this project is to identify short-term and long-term water quality compliance issues due to existing permits and upcoming regulatory requirements. Consultant will develop multiple possible regulatory scenarios, will review treated water end use compliance constraints at each facility, and will provide treatment technologies options and/or alternative solutions to ensure IEUA compliance.	Agencywide	Environmental Regulations	$ 100,000										$ 100,000	$ 355,000
PL25009	Energy Plan	Review IEUA's energy portfolio, explore energy recovery opportunities, enhance reliability, reduce costs, seek funding, and minimize greenhouse gas emissions, ensuring compliance with air quality regulations.	Agencywide	Changing Conditions	$ 400,000	$ 230,000									$ 630,000	$ 931,000
PL26002	PFAS Monitoring of Regional Sewer System	Conduct lab sample analysis and potential field monitoring to track PFAS in the regional sewer system.	Regional Sewer System	Environmental Regulations	$ 50,000										$ 50,000	$ 100,000
PL26003	Regional Flow and Loading Data Analysis	Use IEUA Flow and Loading data, CASA study, and CaDC analysis to forecast growth and update Exhibit J EDU formula.	Regional Sewer System	Environmental Regulations	$ 200,000	$ 20,000									$ 220,000	$ 260,000
PL26004	Wastewater Facilities Master Plan Update	Develop flow scenarios, evaluate capacities and nitrogen levels, collect relevant data, calibrate sewer models, and perform hydraulic modeling for future population growth and RW production.	Agencywide	Environmental Regulations	$ 450,000	$ 200,000									$ 650,000	$ 850,000
PL28001	Regional Treatment Plant Discharge Limit	Review initial data, select pollutants, create sampling plan, and update local discharge limits with final technical documentation.	Agencywide	Environmental Regulations		$ 162,000	$ 394,000								$ 556,000	$ 556,000
EN31020	CCWRF Facility Concrete Structure Rehab	The scope for this project includes rehabilitation of the concrete surfaces and applying a lining system on the pump discharge structure for all three wet wells. Recoating the stem support bracket and repairing seals for odor control ducts. Refer to 2017 report for more details. Partial depth repair at two locations where hollow sounds are present along the north and east walls. Partial concrete rehabilitation for the south wall and the surface of the pump screw housing. Coating spot repairs on the discharge piping, pumps, motors, pump base plates, hardware, and supports. Repairing cracks greater than 0.02 inches and installing a sealant at the wall plates on the south wall to eliminate gaps between the wall and plate interface and applying a sealant to the 0.25-inch gap between the upper-level hatch and concrete. Repair the concrete at the guardrail post penetration in the southeast corner and replace the three missing screws from the discharge pipe wall plate. Refer to 2025 report for more details. This project includes the repair of the Mixed Liquor pump pads which includes concrete repair and recoating of metallic components.	CCWRF	Aging Infrastructure				$ 351,000	$ 243,000	$ 759,000					$ 1,353,000	$ 1,353,000
AM27006	Regional Operation Condition Assessments	The project scope includes soliciting condition assessment services from master service contractors to determine the current condition, remaining useful life, and rehabilitation/repair recommendations of critical assets. This project will also allocate funds for the internal AM staff.	Agencywide	Aging Infrastructure	$ 300,000	$ 300,000	$ 300,000	$ 300,000	$ 300,000	$ 300,000	$ 300,000	$ 300,000	$ 300,000	$ 300,000	$ 3,000,000	$ 300,000
PL27005	Regional Operation Planning Documents	Depending on the planning document type, individual report scopes will be developed, and proposals solicited for document development. IEUA staff will manage the hired consulting firm to complete the needed planning documents.	Agencywide	Changing Conditions	$ 250,000	$ 250,000	$ 250,000	$ 250,000	$ 250,000	$ 250,000	$ 250,000	$ 250,000	$ 250,000	$ 250,000	$ 2,500,000	$ 250,000
EN27051	Regional Operation Safety Projects	Maintenance and repair of IEUA facilities for a safe working environment.	Agencywide	Aging Infrastructure	$ 250,000	$ 250,000	$ 250,000	$ 250,000	$ 250,000	$ 250,000	$ 250,000	$ 250,000	$ 250,000	$ 250,000	$ 2,500,000	$ 250,000
EN27053	Regional Operation Small Projects	Review of the design and construction administration responsibilities and submission requirements identified in the Scope of Work with the Project Team members. Items such as: contract deliverables, special sequencing or phased construction requirements, special hours for construction based on Agency programs or needs, delivery dates of critical and long lead items, utility interruptions or shutdown constraints for tie-ins, weather restrictions, and coordination with other project construction activities at the site shall be addressed.	Agencywide	Aging Infrastructure	$ 500,000	$ 500,000	$ 500,000	$ 500,000	$ 500,000	$ 500,000	$ 500,000	$ 500,000	$ 500,000	$ 500,000	$ 5,000,000	$ 500,000
EN27048	Regional Sewer Hydraulic Modeling	This project will allow up to four to five analysis per year, along with IEUA labor costs, to be run for Regional connection analysis.	Agencywide	Changing Conditions	$ 40,000	$ 40,000	$ 40,000	$ 40,000	$ 40,000	$ 40,000	$ 40,000	$ 40,000	$ 40,000	$ 40,000	$ 400,000	$ 40,000
AM27009	RP-1 Grit Classifiers Replacement	Remove and replace existing headworks grit classifiers with units stored at RP-1 facility: need foundation, rework piping, electrical, communication, and SCADA DCS.	RP-1	Aging Infrastructure	$ 156,000	$ 433,000									$ 589,000	$ 589,000

DRAFT

APPENDIX C: Ten-Year Operations Maintenance Project List

Project Number	Project Name	Project Scope	Project Location	Project Drivers	FY 26/27	FY 27/28	FY 28/29	FY 29/30	FY 30/31	FY 31/32	FY 32/33	FY 33/34	FY 34/35	FY 35/36	Total TYCIP FY 2027-2036	Total Project Budget
EN28028	RP-2 Decommissioning	It is anticipated that the extent of demolition will consist of removal of all facilities, equipment, pipelines, streets, structures to at least ten feet below grade, cutting or punching holes in remaining slabs, filling structures with sand to grade, and filling of pipelines with slurry that are larger than 12" in diameter to be abandoned in place. Preliminary design report (PDR), permitting, detailed design, construction management, project management, construction/demolition, and all other items restore the site to requirements of the USACOE. The PDR defines the extents of demolition required and approved by the USACOE this will require the hiring of a consultant. The PDR will also outline all permits needed to be obtained, tests required of existing facility, where asbestos testing is required, an estimated detailed design cost, and an estimated demolition cost and time. A detailed design consultant will be onboard assist IEUA in obtaining permits, testing, potholing, asbestos testing, project scope development and detailed demolition documents, bidding services, surveying, engineer services during construction, final survey, and final building, and returning site to USACOE. The demolition will be publicly bid to contractors.	RP-2	Environmental Regulations				$ 500,000	$ 1,000,000	$ 6,500,000	$ 10,000,000	$ 12,500,000	$ 8,000,000		$ 38,500,000	$ 38,500,000
Total					**$ 7,955,000**	**$ 7,100,000**	**$ 5,154,000**	**$ 5,233,000**	**$ 5,933,000**	**$ 10,809,000**	**$ 13,210,000**	**$ 15,710,000**	**$ 11,210,000**	**$ 3,210,000**	**$ 85,524,000**	**$ 80,030,000**
Regional Wastewater Capital Improvement Fund																
EN17006	CCWRF Asset Management and Improvements	Improve CCWRF preliminary, primary, and secondary treatments by replacing headworks, odor control, and aeration blowers.	CCWRF	Aging Infrastructure	$ 50,000										$ 50,000	$ 58,000
EN19001	RP-5 Expansion to 30 mgd	Double RP-5 liquid capacity from 15 to 30 MGD for future flows and flexible sewage transfers among plants.	RP-5	Environmental Regulations	$ 100,000	$ 100,000	$ 100,000								$ 300,000	$ 932,000
EN19006	RP-5 Biosolids Facility	Construct new RP-5 solids facility, allowing RP-2 solids decommissioning.	RP-5	Environmental Regulations	$ 100,000	$ 100,000	$ 100,000								$ 300,000	$ 530,000
EN22044	RP-1 Thickening Building & Acid Phase Digester	Expand RP-1 thickening building capacity and optimize acid phase digestion, addressing WAS from RP-4.	RP-1	Aging Infrastructure	$ 100,000	$ 100,000	$ 100,000								$ 300,000	$ 810,000
EN24001	RP-1 Liquid Treatment Capacity Recovery	Evaluate and design upgrades to increase RP-1 liquid treatment capacity to 40 MGD.	RP-1	Aging Infrastructure										$ 15,000	$ 15,000	$ 938,672
EN24002	RP-1 Solids Treatment Rehabilitation	Rehabilitate RP-1 digesters, piping, and utility water systems; replace pumps, valves, boilers; automate clarifiers and complete condition assessments.	RP-1	Changing Conditions	$ 100,000	$ 108,000	$ 112,000	$ 117,000	$ 122,000	$ 127,000	$ 132,000	$ 137,000			$ 955,000	$ 955,000
EN26059	Regional Capital Connections	Establish a master project for regional capital connections, covering consultant professional fees and related service charges.	Regional Sewer System	Changing Conditions	$ 300,000	$ 300,000	$ 300,000	$ 300,000	$ 300,000	$ 300,000	$ 300,000	$ 300,000	$ 300,000	$ 300,000	$ 3,000,000	$ 300,000
PL27006	Regional Capital Planning Documents	Dependent on the planning document type, individual report scopes will be developed and proposals solicited for document development. IEUA staff will manage the hired consulting firm to complete the needed planning documents.	Agencywide	Changing Conditions	$ 250,000	$ 250,000	$ 250,000	$ 250,000	$ 250,000	$ 250,000	$ 250,000	$ 250,000	$ 250,000	$ 250,000	$ 2,500,000	$ 250,000
Total					**$ 1,000,000**	**$ 958,000**	**$ 962,000**	**$ 667,000**	**$ 672,000**	**$ 677,000**	**$ 682,000**	**$ 687,000**	**$ 550,000**	**$ 565,000**	**$ 7,420,000**	**$ 4,773,672**
Water Resources																
PL23003	Regional Water Resiliency Planning	The intent of this effort is to collaboratively develop a strategy towards regional water resiliency. Working with retail and regional agencies, develop a regional plan that supports IEUA and its agencies in defining regional priorities and objectives and preparing a blueprint-type plan that outlines a project portfolio for a route to water supply resiliency. The plan will be closely coordinated to explore strengths, weaknesses, opportunities, and threats to develop a near- and long-term plan for enhancing resilience, while also positioning the region for funding opportunities.	Agencywide	Changing Conditions	$ 120,000										$ 120,000	$ 120,000
PL26008	Integrated Wtr Rsrcs Plan Update	Collaborate with agencies to develop and evaluate a regional water supply model, assess vulnerabilities, prioritize projects, and identify potential funding opportunities.	Agencywide	Changing Conditions	$ 600,000	$ 400,000									$ 1,000,000	$ 1,100,000
WR20028	Upper SAR HCP& Int. Model-Water Benefits	Model surface and groundwater flow along the Santa Ana River from Yucaipa to Prado Dam.	Agencywide	Changing Conditions	$ 30,000	$ 30,000									$ 60,000	$ 270,000
WR21028	Implement. of Upper SAR HCP - Wtr Benefi	Implement the Santa Ana River Habitat Conservation Plan as part of the Agency's long-term water resources and environmental permitting strategy.	Agencywide	Environmental Regulations	$ 250,000	$ 250,000	$ 250,000	$ 250,000	$ 250,000	$ 250,000	$ 250,000	$ 250,000	$ 250,000	$ 250,000	$ 2,500,000	$ 250,000
WR23004	Discover the Environment and Water (DEW)	Establish a new educational facility as a visitor's center for field trips and tours in the Chino Creek Wetlands and Educational Park.	Agencywide	Changing Conditions	$ 261,000	$ 100,000									$ 361,000	$ 1,070,000
WR25027	Urban Water Management Plan 2025	Hire a consultant to develop a 2025 Urban Water Management Plan and Water Shortage Contingency Plan, meeting California Water Code requirements.	Agencywide	Environmental Regulations	$ 50,000										$ 50,000	$ 200,000
WU24016	Turnkey Turf Transformation	Implement a fully grant-funded, large-scale turf transformation program to promote water use efficiency, improve reliability, and reduce dependence on imported supplies.	Agencywide	Aging Infrastructure	$ 2,825,000										$ 2,825,000	$ 8,540,000
WU27003	CBWCD Landscape Evaluation and Audit	This is a partnership program with Chino Basin Water Conservation District (CBWCD) to provide landscape evaluations, reports, and education for residential and CII customers within the IEUA service area.	Agencywide	Changing Conditions	$ 30,000	$ 30,000	$ 30,000	$ 30,000	$ 30,000	$ 30,000	$ 30,000	$ 30,000	$ 30,000	$ 30,000	$ 300,000	$ 30,000
WU27010	Customer Agency Programs	Provides funding for customer agency-specific water use efficiency programming, not offered to the entire region. These programs may be educational, behavioral, related to the water use objective compliance, or water saving programs.	Agencywide	Changing Conditions	$ 420,000	$ 420,000	$ 420,000	$ 420,000	$ 420,000	$ 420,000	$ 420,000	$ 420,000	$ 420,000	$ 420,000	$ 4,200,000	$ 420,000

DRAFT

APPENDIX C: Ten-Year Operations Maintenance Project List

Project Number	Project Name	Project Scope	Project Location	Project Drivers	FY 26/27	FY 27/28	FY 28/29	FY 29/30	FY 30/31	FY 31/32	FY 32/33	FY 33/34	FY 34/35	FY 35/36	Total TYCIP FY 2027-2036	Total Project Budget
WU27012	Residential Irrigation Enhancements	Provides funding for the Residential Irrigation System Enhancement (RISE) Program which intends to retrofit residential landscapes with efficient irrigation technologies, devices and practices. The program is made available to all customer agencies.	Agencywide	Aging Infrastructure	$ 1,000,000	$ 1,000,000	$ 1,000,000	$ 1,000,000	$ 1,000,000	$ 1,000,000	$ 1,000,000	$ 1,000,000	$ 1,000,000	$ 1,000,000	$ 10,000,000	$ 1,000,000
PL27009	Water Supply Planning Document	Depending on the planning document type, individual report scopes will be developed, and proposals solicited for document development. IEUA staff will manage the hired consulting firm to complete the needed planning documents.	Agencywide	Changing Conditions	$ 250,000	$ 250,000	$ 250,000	$ 250,000	$ 250,000	$ 250,000	$ 250,000	$ 250,000	$ 250,000	$ 250,000	$ 2,500,000	$ 250,000
WU27001	Water Use Efficiency General Program	Provides general water use efficiency program funding for outreach, sponsorships and memberships.	Agencywide	Changing Conditions	$ 70,000	$ 70,000	$ 70,000	$ 70,000	$ 70,000	$ 70,000	$ 70,000	$ 70,000	$ 70,000	$ 70,000	$ 700,000	$ 70,000
WU27002	Water Use Efficiency Rebates	Offers residential, commercial, industrial, and institutional customer incentives for turf replacement and devices.	Agencywide	Changing Conditions	$ 80,000	$ 80,000	$ 80,000	$ 80,000	$ 80,000	$ 80,000	$ 80,000	$ 80,000	$ 80,000	$ 80,000	$ 800,000	$ 80,000
Total					**$ 5,986,000**	**$ 2,630,000**	**$ 2,100,000**	**$ 2,100,000**	**$ 2,100,000**	**$ 2,100,000**	**$ 2,100,000**	**$ 2,100,000**	**$ 2,100,000**	**$ 2,100,000**	**$ 25,416,000**	**$ 13,400,000**

DRAFT



IEUA's Ten-Year Sewer Capital Forecast

Contents

ABBREVIATIONS 2
SECTION 1: BACKGROUND 3
Inland Empire Utilities Agency Overview 3
Formation & Purpose 4
Agency Vision 4
Mission Statement 4
Agency Values 4
Governance 5
Sewage Collection Agencies 5
SECTION 2: INTRODUCTION TO THE TEN-YEAR SEWER CAPITAL FORECAST 7
Ten-Year Sewer Capital Forecast Purpose 7
Definition of a Capital Project 7
Regional Sewage Service Contract Requirements and Plan Adoption 7
SECTION 3: REGIONAL WATER RECYCLING INFRASTRUCTURE 9
Regional Wastewater Recycling Plants 9
Regional Wastewater System 9
Carbon Canyon Water Reclamation Facility 10
Regional Water Recycling Plant No. 1 10
Regional Water Recycling Plant No. 2 11
Regional Water Recycling Plant No. 4 11
Regional Water Recycling Plant No. 5 11
Regional Wastewater Recycling Plant Capacity 12
Capacity Expansion 13
System Loading 14
SECTION 4: EQUIVALENT DWELLING UNITS 16
Historical EDU Activity 16
Projected EDU Activity 17
Capital Capacity Reimbursement Accounts 18
SECTION 5: WASTEWATER CAPITAL IMPROVEMENT PROJECTS 20
Regional Wastewater Capital Improvement Fund 20
Ten-Year Sewer Capital Forecast Project List 20
APPENDIX A: TEN-YEAR SEWER CAPITAL FORECAST PROJECT LIST 22
APPENDIX B: REGIONAL WASTEWATER CAPITAL IMPROVEMENT FUNDING SOURCES 23

DRAFT

ABBREVIATIONS

AF: Acre Feet

CCRA: Capital Capacity Reimbursement Account

CCWRF: Carbon Canyon Water Reclamation Facility

CVWD: Cucamonga Valley Water District

EDU: Equivalent Dwelling Unit

FY: Fiscal Year

IEUA: Inland Empire Utilities Agency

IERCF: Inland Empire Regional Composting Facility

MGD: Million Gallons per Day

MWD: Metropolitan Water District of Southern California

O&M: Operation and Maintenance

RC: Regional Wastewater Capital Improvement Fund

TYSCF: Ten-Year Sewer Capital Forecast

RP-1: Regional Water Recycling Plant 1

RP-2: Regional Water Recycling Plant 2

RP-4: Regional Water Recycling Plant 4

RP-5: Regional Water Recycling Plant 5

SCAs: Sewer Collection Agencies

WWFMPU: 2015 Wastewater Facilities Master Plan Update

DRAFT

SECTION 1: BACKGROUND

Inland Empire Utilities Agency Overview

The Inland Empire Utilities Agency (IEUA/Agency) is a regional wastewater treatment Agency and wholesale distributor of imported water to approximately 950,000 people throughout western San Bernardino County. Under the leadership of a directly elected five-member Board of Directors, the Agency is committed to supporting the needs of its service area and safeguarding public health through significant investments in a diverse water supply portfolio, reliable municipal/industrial wastewater collection and treatment services, and other related utility services in a regionally planned and cost-effective manner.

As a member agency of the Metropolitan Water District of Southern California (Metropolitan), IEUA provides supplemental water supplies, primarily via the State Water Project (SWP) to the cities of Chino, Chino Hills, Fontana via Fontana Water Company and portions of West Valley Water District, Montclair via Monte Vista Water District, Ontario, Rancho Cucamonga via Cucamonga Valley Water District, and Upland (including San Antonio Water Company). IEUA also replenishes local groundwater supplies with captured rainwater and recycled water produced by IEUA that is later extracted by local water agencies for use as a drinking water supply.

Water recycling is a critical component of the water resources management strategy for IEUA and the Chino Basin. The Agency is responsible for treating 50 million gallons per day of wastewater, on average, received from seven sewerage agencies including the cities of Chino, Chino Hills, Fontana, Montclair, Ontario, and Upland, and the Cucamonga Valley Water District. This water is treated to Title 22 regulations set forth by the State Division of Drinking Water and distributed to its retailers for agriculture, municipal irrigation, industrial uses, and groundwater replenishment.

IEUA currently operates five regional wastewater treatment plants: RP-1 (Ontario), RP-2 – Solids (Chino), RP-4 (Rancho Cucamonga), Carbon Canyon Water Recycling Facility (Chino), and RP-5 (Chino).

In conjunction with these facilities, IEUA also maintains and operates:

- The Chino Desalter I (located in Chino) on behalf of the Chino Basin Desalter Authority, which uses reverse osmosis technology to remove salt and nitrates from groundwater pumped from 14 wells throughout the Chino Basin. It produces 10.9 MGD of high-quality drinking water, serving the water needs of approximately 35,000 people.
- The Inland Empire Regional Composting Facility (located in Rancho Cucamonga) on behalf of the Inland Empire Regional Composting Authority, which uses biosolids

DRAFT

from the wastewater treatment process to produce over 230,000 cubic yards of high-quality compost each year for local landscaping and horticultural use, marketed under the name SoilPro.

- 46 groundwater recharge basins across 19 recharge sites designed to hold stormwater run-off, imported water, and IEUA recycled water to replenish alluvial aquifers and groundwater supply. Through partnership with the Chino Basin Water Conservation District and the San Bernardino Flood Control District, IEUA's groundwater recharge framework enhances the current reliability of local supplies for a rapidly growing population and is an integral part of the Agency's local water supply planning efforts.

The Agency also prioritizes initiatives that enhance and preserve the quality of life throughout the region, which include investments in local water resources, conservation programs, and renewable energy sources. IEUA advocates for environmental stewardship and offers several free educational resources and outreach programs to inform students and the community on ecological preservation, water awareness, and sustainability.

Formation & Purpose

IEUA was originally formed as the Chino Basin Municipal Water District on June 6, 1950, as a municipal corporation with the mission to supply supplemental imported water purchased from the Metropolitan Water District of Southern California (MWD) to municipalities in the Chino Basin. Since then, IEUA has expanded its mission from a supplemental water supplier to include regional wastewater treatment with both domestic and industrial disposal systems along with energy production facilities. In addition, IEUA has become a major provider of recycled water, a supplier of biosolids/compost materials, and continues its leading role in water quality management and environmental protection in the Inland Empire.

Agency Vision

To enhance the quality of life throughout our region by leading the way in water management and environmental stewardship.

Mission Statement

To provide essential water and wastewater services in a regionally planned and cost-effective manner, while safeguarding public health, supporting community needs, and protecting the environment.

Agency Values

Leading the way. Planning for the future. Collaboratively protecting the resources of the communities we serve. IEUA:

DRAFT

- Integrates environmentally sustainable, ethical, safe, and fiscally responsible practices into every aspect of our business.
- Works with integrity as one team.
- Actively engages with the communities we serve while recognizing the region's diverse needs.
- Stays at the forefront of the industry through education, efficiency, and innovation.

Governance

IEUA is a special district governed by five publicly elected Board of Directors. Each director is assigned to one of the five divisions which generally serve the following regions: Division 1- Upland/Montclair; Division 2- Ontario; Division 3- Chino/Chino Hills; Division 4- Fontana; and Division 5- Rancho Cucamonga. Monthly meetings are also held with the Regional Technical and Policy Committees comprised of representatives from each of IEUA's Regional Sewer Service Contracting Agencies. These Committees discuss and provide recommendations on various technical and policy issues affecting IEUA.

Sewage Collection Agencies

As a regional wastewater treatment Agency, IEUA provides wastewater utility services to seven sewage collection agencies (SCAs) under the Chino Basin Regional Sewage Service Contract (Regional Contract) or Regional Sewage Service Ordinance No. 114: the cities of Chino, Chino Hills, Fontana, Montclair, Ontario, and Upland along with Cucamonga Valley Water District (CVWD). Figure 1 depicts boundaries within IEUA's service area.

DRAFT

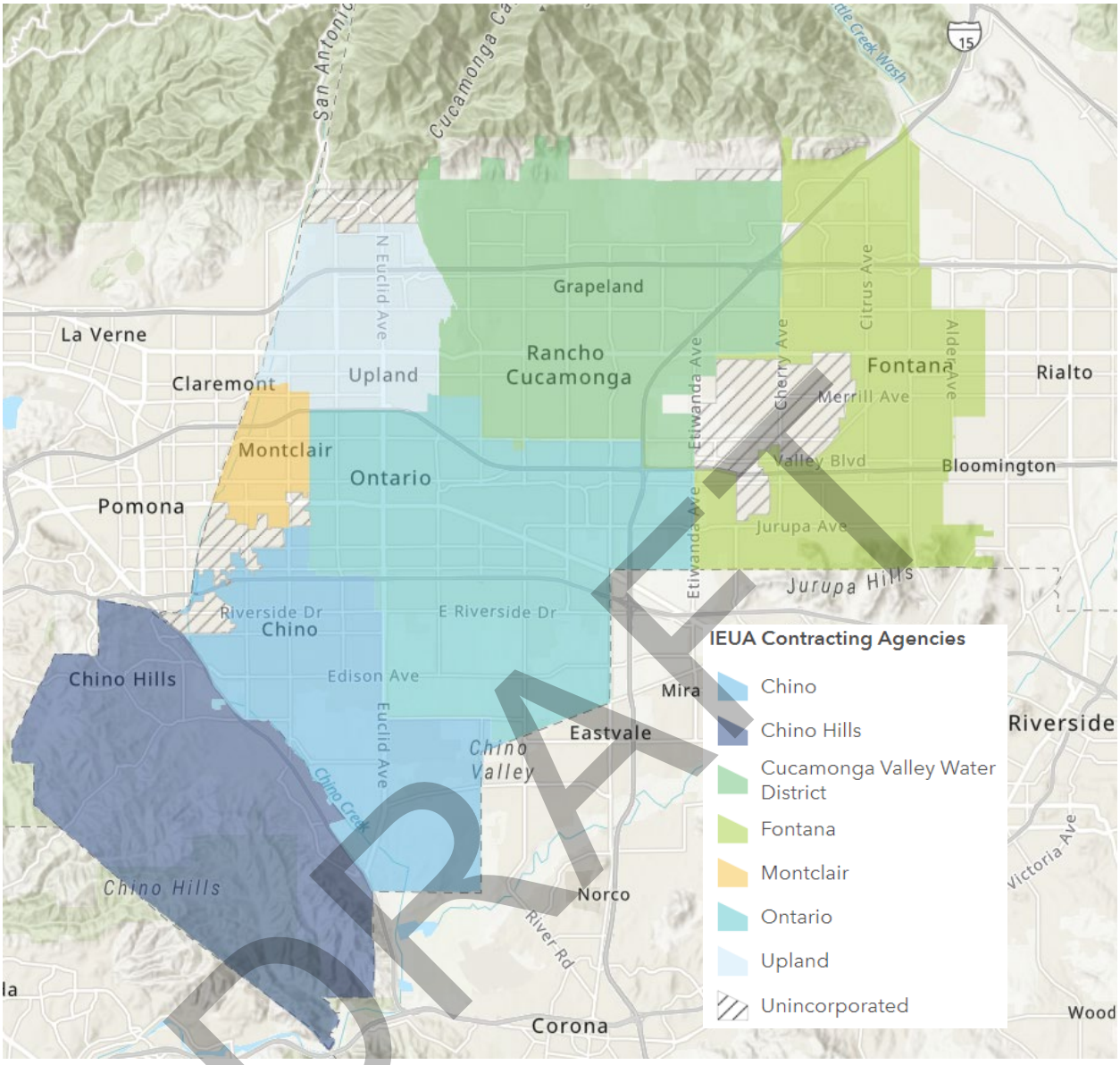

DRAFT

Figure 1 – IEUA Sewage Collection Agencies

SECTION 2: INTRODUCTION TO THE TEN-YEAR SEWER CAPITAL FORECAST

Ten-Year Sewer Capital Forecast Purpose

The Board of Directors of the Inland Empire Utilities Agency adopts a Ten-Year Sewer Capital Forecast (TYSCF) based on the growth and regulatory requirements, existing asset management needs, and recommendations from the Regional Technical and Policy Committees, pursuant to the terms of the Regional Sewage Service Contract and Regional Sewage Service Ordinance No.114. The purpose of the TYSCF is to catalog and schedule capital improvement projects necessary to enable the regional wastewater system to meet forecasted demands for all the Sewage Collection Agencies (SCAs) over a multi-year period. Pursuant to Section 9 of the Regional Contract, IEUA submits a TYSCF of capacity demands and capital projects to the Regional Technical and Policy Committees. This TYSCF identifies projects for the Fiscal Year (FY) 2026/2027 through FY 2035/2036.

Projects identified in the TYSCF are important to ensure regional reliability and safety while meeting all regulatory requirements based on the physical conditions of assets and the forecasted regional projection of wastewater needs. According to these projections, the TYSCF proposes a schedule for implementing projects based on necessity. The timing of the projects identified in the TYSCF are further refined during the Capital Budget process, based on the availability of financial resources.

Definition of a Capital Project

The TYSCF is composed of a list of capital projects, which are projects that involve the purchase, improvement, or construction of major fixed assets, such as the expansion of treatment plants, the construction of pipeline and pump stations, and the replacement of equipment. Capital projects do not include funds spent on standard operation and maintenance (O&M).

Regional Sewage Service Contract Requirements and Plan Adoption

The Regional Sewage Service Contract is the guiding document that defines the terms of the services and facilities in IEUA's regional wastewater system. The Regional Contract was originally signed in January 1973, amended in 1984 and 1994, and was due for renewal in January 2023, 50 years after it was originally executed. Currently, three SCAs are under Regional Sewage Service Ordinance 114 (The Cities of Chino, Ontario, and Montclair) and four SCAs are under the Regional Contract (The Cities of Chino Hills, Upland, CVWD, and Fontana).

As required by the Regional Contract, the TYSCF includes wastewater flow forecasts, a description of planned capital projects, capital project expenditures, plant capacities, and

DRAFT

available funding of the Regional Wastewater Capital Improvement (RC) fund. After detailed review, comments, and recommendations from the Regional Technical and Policy Committees and the Agency's Board of Directors, the TYSCF is adopted.

DRAFT

SECTION 3: REGIONAL WATER RECYCLING INFRASTRUCTURE

Regional Wastewater Recycling Plants

The Agency has four regional water recycling plants which produce recycled water from treated wastewater. Recycled water from all four plants meets Title 22 standards and it is used for agriculture, landscaping, industrial processing, and groundwater recharge. The four regional facilities are: Regional Water Recycling Plant No.1 (RP-1), Regional Water Recycling Plant No.4 (RP-4), Regional Water Recycling Plant No.5 (RP-5), and Carbon Canyon Wastewater Recycling Facility (CCWRF). The forementioned plants have primary, secondary, and tertiary treatment and recycled water pumping facilities that are interconnected in a regional network. Agency staff use wastewater bypass and diversion facilities, such as the San Bernardino Lift Station, Montclair Diversion Structure, Etiwanda Trunk Line, and Carbon Canyon bypass, to optimize IEUA's flows and capacity utilization. In general, flows are routed between regional plants to maximize recycled water deliveries while minimizing overall pumping and treatment costs. IEUA also has three facilities where the biosolids are processed: RP-1, Regional Water Recycling Plant No.2 (RP-2), and the Inland Empire Regional Composting Facility (IERCF). RP-1 processes biosolids generated within the regional plant, as well as biosolids generated at RP-4, and RP-5 and CCWRF biosolids are processed at RP-2. All biosolids are dewatered and trucked to IERCF for further treatment.

Regional Wastewater System

The regional pipeline system that connects the plants can be used to send sewer flow from one water recycling plant to another to balance and optimize the use of treatment capacity. Currently, the regional interceptors can send partially treated flows from RP-4 to RP-1 and RP-2 to RP-5 and raw influent from CCWRF to RP-5. In addition, primary effluent can be sent from the RP-1 equalization basins to RP-5.

IEUA also has four regional wastewater lift stations. These are used to shift flows that would naturally flow from one portion of the service area to a different treatment plant. This balancing of flows keeps water in the northern portion of the service area, maximizing potential recycled water use. Figure 2 illustrates the regional wastewater network that connects the treatment plants. The lift stations are:

- Montclair Lift Station – pumps wastewater from portions of Montclair, Upland, and Chino to RP-1.
- Preserve Lift Station – pumps wastewater from the Prado Regional Park and the Preserve community in the City of Chino to RP-5.
- RP-2 Lift Station – pumps wastewater from the southeastern portions of the cities of Chino and Chino Hills and the solids treatment side streams from RP-2 to RP-5.
- San Bernardino Avenue Pump Station – pumps a portion of the flow from the City of

DRAFT

Fontana to RP-4.

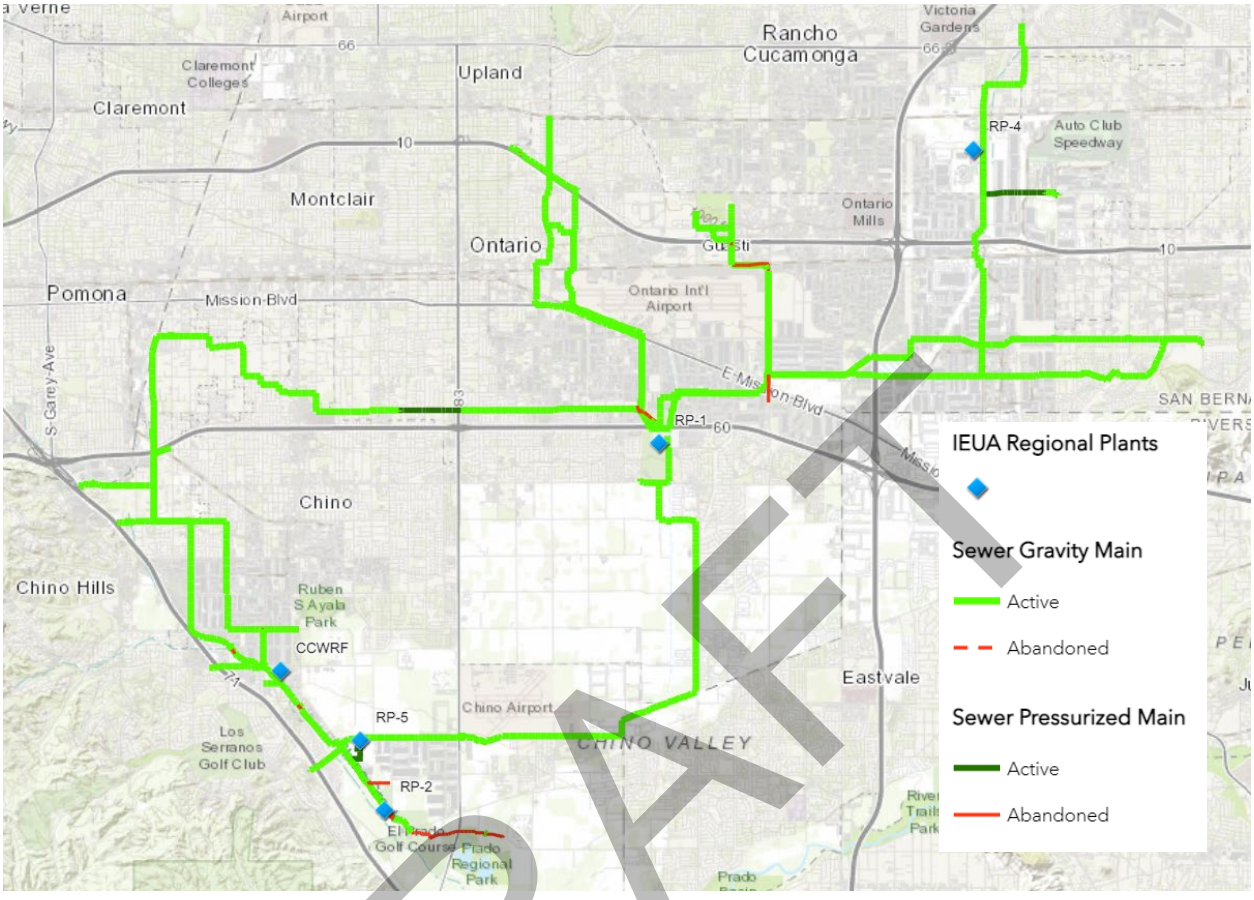

Figure 2 – IEUA Regional Wastewater System

Carbon Canyon Water Reclamation Facility

CCWRF is in the City of Chino and has been in operation since May 1992. The CCWRF works in tandem with RP-2 and RP-5 to serve the areas of Chino, Chino Hills, Montclair, and Upland. Wastewater is treated at CCWRF while the biosolids removed from the wastewater flow are pumped to RP-2 for processing. The CCWRF is designed to treat an annual average flow of 12 MGD and treats approximately 8.2 MGD.

Regional Water Recycling Plant No. 1

RP-1 is in the City of Ontario near the intersection of Highway 60 and Archibald Avenue. This facility was originally commissioned in 1948 and has undergone several expansions to increase the design wastewater treatment hydraulic capacity to approximately 44 MGD, based on the wastewater characteristics at the time of the expansions. However, the current design wastewater liquids treatment loading capacity is 32 MGD. A Flow and Loading Study is expected to be completed in Fiscal Year 2027. The first phase of the study of the Regional Sewer System will provide insight into the current wastewater flows and loading

DRAFT

characteristics throughout the service area. A second phase of the study, will gather flow and loading data from direct dischargers into IEUA's sewerage system. RP-1 solids treatment process includes gravity thickening and dissolved air floatation thickening, anaerobic digestion for stabilization, and dewatering by either centrifuge. RP-1 serves the areas of Ontario, Upland, Fontana, Chino, Montclair, and Rancho Cucamonga, and currently treats approximately 24.2 MGD. A future project, RP-1 Liquids Treatment Capacity Recovery, is anticipated to start FY 35/36, pending the completion of the second phase of the Flow & Loading Study. This project may be pushed out beyond the current TYCIP; the project will recover liquids treatment capacity to 40 MGD. The RP-1 Solids Thickening & Acid Phase Digesters project will replace the gravity thickener and dissolved air floatation thickeners that are beyond their useful life; the project's substantial completion is anticipated to be June 30, 2029.

Regional Water Recycling Plant No. 2

RP-2 in the City of Chino has been in operation since 1960. RP-2 was both a liquid and solid treatment facility until 2004, when RP-5 was constructed to handle the liquids portion. Since then, RP-2 treats only the biosolids from CCWRF and RP-5. RP-2 treatment processes include gravity thickening and DAF thickening, anaerobic digestion for stabilization, and dewatering by either belt press or centrifuge.

Once the solids are dewatered, they are transported to the IERCF. RP-2 is located on land leased from the US Army Corps of Engineers and the lease is due to expire in 2035. RP-2 is also located within the recently redefined flood zone behind Prado Dam. Orange County Flood Control District and the Army Corps have plans to raise the maximum operational water level behind the dam to allow greater water storage and conservation. Since RP-2 does not have physical flood protection, IEUA will relocate the solids handling from RP-2 to RP-5. The relocation of solids handling is expected to be substantially completed by December 2026.

Regional Water Recycling Plant No. 4

RP-4 is in Rancho Cucamonga and has been in operation treating wastewater and producing recycled water since 1997. The RP-4 facility capacity was doubled in 2009 from 7 MGD to 14 MGD. Waste sludge generated at RP-4 is discharged back to the sewer and flows by gravity to RP-1. RP-4 serves areas of Fontana and Rancho Cucamonga, treating approximately 10.4 MGD.

Regional Water Recycling Plant No. 5

RP-5 is located immediately east of the Agency's Administrative Headquarters campus in the City of Chino and began operation in March 2004. It has a capacity rating of 16.3 MGD, which includes capacity for approximately 15 MGD of raw wastewater and 1.3 MGD of solids processing return or recycled flows from RP-2. Waste sludge produced at RP-5 is pumped to

DRAFT

the RP-2 solids handling facility, which will be relocated to RP-5 around 2025. RP-5 serves areas of Chino, Chino Hills, and Ontario, treating approximately 8.3 MGD.

The RP-5 Solids Handling Facility (RP-5 SHF) was operated by IEUA from 2001 to 2009 as a regional facility accepting dairy manure for recycling and generating biogas. In 2010, IEUA entered into a lease agreement with Environ Strategies (now Inland BioEnergy) and in 2012, they began utilizing the facility for digestion of primarily food wastes with minor amounts of dairy manure. RP-5 SHF can process 705 wet tons/day of food and dairy waste through an anaerobic digestion process and could generate electricity from the biogas produced. As of August 2017, Inland BioEnergy stopped regular Operations of the facility. Due to the regional benefits of such a waste handling facility and the reduced energy costs, the Agency is exploring lease opportunities for future use of the RP-5 SHF. The RP-5 Liquids Expansion to 30 MGD and Biosolids Facility will be substantially completed by December 2026. At which point all biosolids generated at RP-5 and solids generated at CCWRF will be processed at RP-5.

Regional Wastewater Recycling Plant Capacity

The regional wastewater recycling plants utilized capacity is calculated based on a 12-month average of influent flows measured in million gallons per day (MGD) as seen in Table 1.

Table 1 - Regional Plant Capacity Utilization (MGD)

Regional Plant	Total Capacity	Average FY 24/25 Used Capacity	Capacity Remaining	Scheduled Expansions
CCWRF	12.0	8.1	3.9	N/A
RP-1	32.0*	25.2	6.8	+8
RP-2**	N/A	N/A	N/A	N/A
RP-4	14.0	10.1	3.9	N/A
RP-5	16.3	8.6	7.7	+6.2
Total	**74.3**	**51.9**	**22.4**	**14.2**

**RP-1 total hydraulic capacity without loading treatment limitations is 44 MGD*

***RP-2 liquid treatment facilities have been relocated to RP-5*

DRAFT

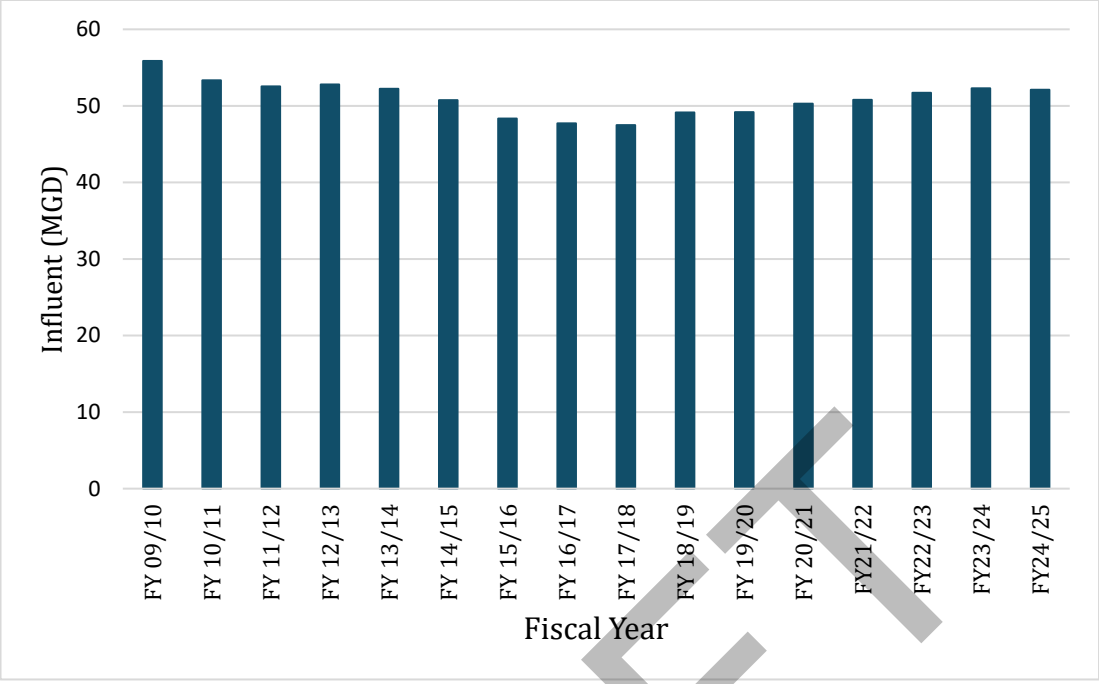

Figure 3 – Historical Regional Influent Flows

Capacity Expansion

Wastewater flow forecasts are conducted annually and are based on four main components: (1) historical wastewater flow trends; (2) per dwelling unit wastewater generation factors, based on the 2015 Wastewater Facilities Master Plan Update (WWFMPU) projections; (3) actual influent flows measured at the treatment plants; and (4) expected future growth numbers provided by the SCAs. These projections are used to determine future demands on the Agency's facilities and help anticipate the need for modifications to treatment plants and solids handling facilities.

The WWFMPU identified the projected flows to the treatment plants in 2035 through 2060. The WWFMPU estimates that there will be a regional flow of 73.5 MGD by 2035 and an ultimate/build-out flow of 80 MGD by 2060. Capacity projects to address increasing demands within the 10-year window include expansions at RP-5, the relocation of RP-2 solids handling to RP-5, and the beginning of the RP-1 liquid capacity recovery and solids treatment expansion.

The expansion at RP-5 set for completion in 2029 will increase the plant capacity to 22.5 MGD, up 6.2 MGD from its current capacity of 16.3 MGD.

The RP-1 Liquid Treatment Recovery project is set to recover 8 MGD of capacity lost due to system loading. While RP-1 has a hydraulic capacity of 44 MGD, only 32 MGD of capacity is usable due to loading treatment constraints. After the recovery project is completed, the total usable capacity will be increased to 40 MGD, still 4 MGD below the plant's hydraulic capacity.

DRAFT

System Loading

Over the past decade the IEUA service area has experienced an increase in indoor water use efficiency as a direct result of drought, shifting public policy, more efficient building and plumbing codes, and effective conservation program campaigns. This increased efficiency has decreased the total influent volume of wastewater flows received by IEUA treatment plants by approximately 10% since 2010. While the flows have decreased, the regional population has continued to grow. The combination of an increased population but reduced wastewater flow has resulted in an increase in the strength of the wastewater coming into IEUA's treatment facilities. This trend of increased wastewater strength is expected to continue as both the population and regional water efficiency continue to increase. Current and future wastewater treatment plant expansions are largely driven by the increased strength of wastewater flows to the facilities, rather than the volume of flows to the facilities.

DRAFT

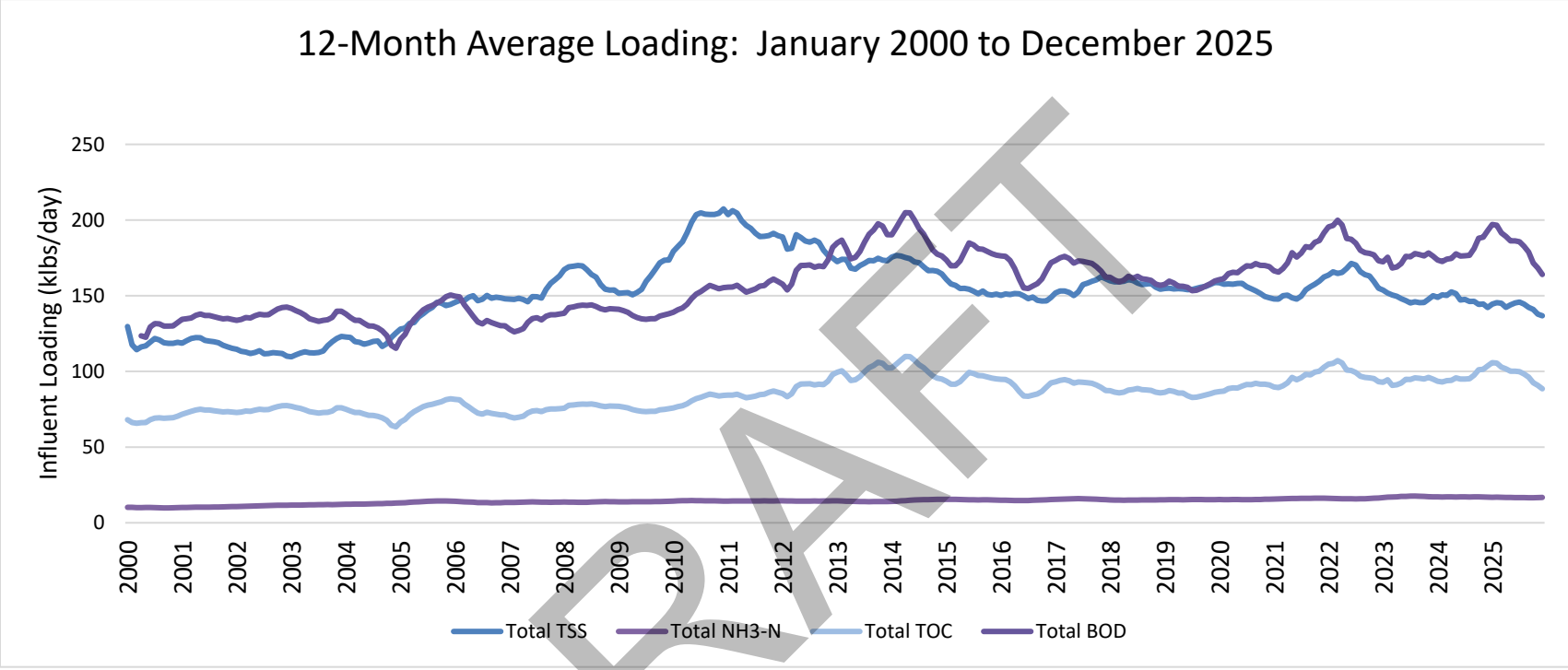

DRAFT

Figure 4 – Influent Loading (12-Month Average): January 2000 – December 2025

SECTION 4: EQUIVALENT DWELLING UNITS

One equivalent dwelling unit (EDU) is an approximate measure of the daily wastewater flow in quantity and strength of an average single-family household as determined in Exhibit "J" of the Regional Contract. This unit of measurement enables IEUA and the SCAs to uniformly track past and projected connections to the regional wastewater system.

Historical EDU Activity

EDU activity has increased from FY 23/24 to FY 24/25 with the addition of 4,360 EDUs to the region compared to the addition of 3,485 EDUs the previous fiscal year. The additional EDUs added in FY 24/25 are 1,472 EDUs lower than the SCAs projections of 5,832 EDUs and 360 EDUs greater than the IEUA Budgeted Projections of 4,000 EDUs. Two sets of projections exist to allow for conservative estimates. The SCAs' projections are required under the Regional Contract and Regional Sewage Service Ordinance No.114 and serve as a planning tool for plant treatment capacity and loading. Under the Regional Contract and Regional Sewage Service Ordinance, SCAs who report EDU projections that are lower than what the region experiences may have building moratoriums imposed. For this reason, the SCAs may make projections conservatively high. Budgeted projections are used by IEUA to project future wastewater treatment needs and fund availability. To ensure adequate fund availability, budgeted projections are conservatively low. The result of both sets of projections is the assumption that projections are conservative, ensuring the regional plants can safely and effectively treat the additional wastewater while also ensuring the Agency does not over-project fund availability. Table 2 outlines the building activity in the region along with both sets of EDU projections.

DRAFT

Table 2 - Building Activity for Last Five Fiscal Years (FY 20/21 through FY 24/25)

Year	Building Activity (EDUs)	Budgeted Projections (EDUs)	SCAs Projections (EDUs)
FY 20/21	5,287	4,000	9,013
FY 21/22	5,104	4,000	9,144
FY 22/23	3,494	4,000	8,059
FY 23/24	3,485	4,000	7,778
FY 24/25	4,360	4,000	5,832

Projected EDU Activity

In accordance with the Regional Contract and Regional Sewage Service Ordinance No.114, the SCAs completed a survey of their 10-year capacity demand forecast. The results of the 10-year capacity demand forecast survey are summarized in Table 3. For FY 2026/27, the forecasted activity is 8,484 additional EDUs. Over the next ten years, activity was projected to total 62,487 EDUs added region wide. Approximately 65% of this projected activity is a result of new development in the service areas of Ontario and Fontana. Over the next ten years, building activity is projected to be approximately 82% residential and 18% commercial/industrial. Figure 5 highlights the breakdown between residential and commercial/industrial projected EDUs.

Table 3 - 10 Year Projected SCAs EDU Activity

Fiscal Year	Chino	Chino Hills	CVWD	Fontana	Montclair	Ontario	Upland	Total
	EDUs	EDUs	EDUs	EDUs	EDUs	EDUs	EDUs	EDUs
FY 26/27	884	740	2,258	1,138	1,020	2,200	244	8,484
FY 27/28	1,073	242	725	1,225	339	2,580	79	6,263
FY 28/29	843	61	1,716	1,320	36	2,580	81	6,637
FY 29/30	703	33	1,635	1,320	34	2,690	59	6,474
FY 30/31	453	5	1,221	1,320	34	2,490	59	5,582
FY 31/32	453	0	425	1,320	34	2,489	59	4,780
FY 32/33	253	0	900	1,320	34	2,489	59	5,055
FY 33/34	150	0	425	1,320	34	2,489	59	4,477
FY 34/35	150	0	1,275	1,320	34	2,489	52	5,320
FY 35/36	150	0	425	1,320	34	1,796	52	3,777
TOTAL	**5,510**	**1,753**	**12,038**	**13,982**	**1,985**	**26,292**	**927**	**62,487**

**Per the request from the Cities of Chino and Chino Hills, forecasts have been extended from last Fiscal Year.*

DRAFT

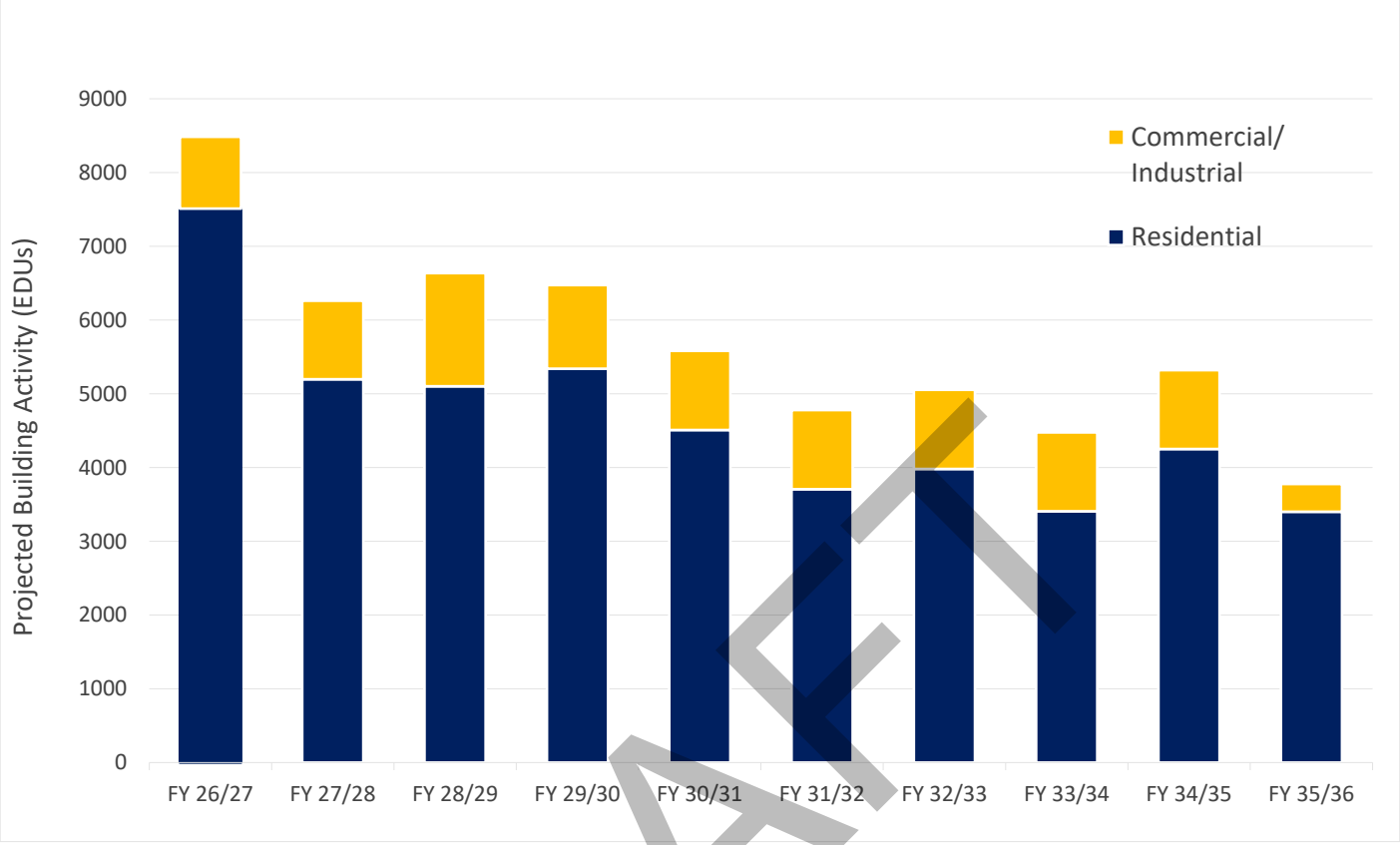

DRAFT

Figure 5 – 10-Year Growth Forecast

Estimated CCRA account contributions in 2027 dollars are calculated by taking the SCAs EDU projections and multiplying them by the current adopted EDU rate of $8,620. Projected CCRA contributions are estimated at roughly $73.1 million at the start of the ten-year period and steadily dropping year after year to around $32.6 million.

Capital Capacity Reimbursement Accounts

IEUA levies a fee on all new connections to its regional wastewater system. Connection fees are restricted to finance capital acquisition, construction, equipment, and process improvement costs for the IEUA's regional wastewater system. Pursuant to the Regional Contract and Regional Sewage Service Ordinance, new EDU connection fees are collected by each of IEUA's SCAs and held in trust in a Capital Capacity Reimbursement Account (CCRA) until requested, or "called", by IEUA. Capital calls, or connection fee payments of CCRA funds, are based on the identified and projected capital needs of IEUA over the ensuing nine months, as calculated and reported by IEUA each quarter. Connection fee rates were evaluated as part of IEUA's FY 2019/2020 Rate Study. Capital calls are calculated based on the proportionate share of each Contracting Agency's CCRA account balance relative to the aggregate amount. The current balance of the CCRA accounts can be found in Table 4 below.

Table 4 – Contracting Agencies CCRA Balance as of June 30th, 2025	
Regional Contracting Agency	**CCRA Balance**
City of Chino	$ 23,863,111.96
City of Chino Hills	$ 5,246,030.86
Cucamonga Valley Water District	$ 21,399,429.78
City of Fontana	$ 43,986,652.84
City of Montclair	$ 7,846,265.34
City of Ontario	$ 64,147,031.55
City of Upland	$ 6,564,159.43
Total	**$ 173,052,681.76**

DRAFT

SECTION 5: WASTEWATER CAPITAL IMPROVEMENT PROJECTS

Regional Wastewater Capital Improvement Fund

The TYSCF evaluates capital improvement projects necessary to meet wastewater forecasted demands. IEUA categorizes these projects into the Regional Wastewater Capital Improvement (RC) Fund. Expenses charged to the RC Fund include capital projects that are required to meet regional growth in the forms of flow, loading, capacity, or other factors. The RC Fund's primary sources of revenue include new EDU connection fees and property taxes but also include debt proceeds, loans, and grants. An estimated breakdown of the RC founding sources over the next 10-years can be found in Appendix B.

Ten-Year Sewer Capital Forecast Project List

The TYSCF contains projects which were identified by IEUA staff and include expansion projects to provide additional treatment capacity to meet future growth. Drivers used to determine the timeframe and necessity of projects include regulatory and permitting requirements, wastewater flow projections, asset age, performance, efficiency, and grant or funding availability. Total wastewater capital spending over the next ten-years is projected to be $1,117,902,000. The TYSCF project list represents IEUA's capital projects forecast based on existing planning documents and anticipated funding sources. The full list of TYSCF projects can be found in Appendix A.

Replacement Value Placeholder Project

To support comprehensive long-term capital planning, a placeholder project based on asset replacement value is included within the TYCIP. This project serves as a planning-level placeholder to account for anticipated rehabilitation and replacement needs of existing infrastructure that have not yet been fully defined, scoped, or scheduled.

Public agency assets, particularly those associated with treatment, conveyance, and support systems, experience ongoing deterioration due to age, operational stress, and environmental conditions. While asset management programs continue to improve identification and prioritization of specific projects, there remains an inherent lag between recognizing lifecycle needs and developing fully scoped capital projects.

The replacement value placeholder project addresses this gap by incorporating a proportional investment target based on the total estimated replacement value of agency assets. This approach aligns with industry best practices, which recommend annual reinvestment levels (commonly 1.4–6.4% of asset replacement value, per the 2025 AWWA Utility Benchmarking) to sustain system reliability and avoid deferred maintenance. IEUA has identified that a proportional investment target rate of 4% aligns with maintaining system reliability.

DRAFT

Including this placeholder project in the TYCIP provides several key benefits:

- Maintains Financial Readiness: Ensures funding capacity is reserved for emerging capital needs before they are fully defined.
- Supports Asset Management Goals: Bridges the gap between long-term asset lifecycle planning and near-term project development.
- Reduces Risk of Asset Failure: Promotes proactive reinvestment to mitigate service disruptions, regulatory compliance risks, and costly emergency repairs.
- Improves Planning Flexibility: Allows future refinement and reallocation of funds as condition assessments and prioritization efforts advance.

As projects are further developed through condition assessments, regulatory drivers, or operational needs, the placeholder funding will be reassigned to specific capital projects and removed from the placeholder category. This ensures that the TYCIP remains both adaptable and reflective of evolving system priorities while maintaining a disciplined approach to infrastructure reinvestment.

DRAFT

DRAFT

APPENDIX A: TEN-YEAR SEWER CAPITAL FORECAST PROJECT LIST

APPENDIX A: TEN-YEAR SEWER CAPITAL FORECAST PROJECT LIST

Project Number	Project Name	Project Scope	Project Location	Project Drivers	FY 26/27	FY 27/28	FY 28/29	FY 29/30	FY 30/31	FY 31/32	FY 32/33	FY 33/34	FY 34/35	FY 35/36	Total TYCIP FY 2027-2036	Total Project Budget
Regional Wastewater Operations and Maintenance Fund																
EN13016	SCADA Enterprise System	Design, install, and program a new SCADA system across five wastewater facilities, overhauling control panels, operator interfaces, and data management for improved network integration and reliability.	Agencywide	Aging Infrastructure	$ 3,500,000	$ 500,000									$ 4,000,000	$ 39,700,000
EN18025	RP-1 Secondary System Rehabilitation	Rehabilitate concrete and metal components at secondary clarifiers, repair damaged walls, and replace UV protected sprayer piping. Upgrade aeration systems, valves, and aeration basin concrete, and replace anoxic mixers with an energy-efficient compressed air mixing system.	RP-1	Aging Infrastructure	$ 2,500,000	$ 7,000,000	$ 4,500,000								$ 14,000,000	$ 15,134,000
EN19009	RP-1 Energy Recovery	Engage consultant to analyze digester gas use, exploring injection, cogeneration, or microgrid solutions, including financial viability, regulatory compliance, and subsequent design-build implementation.	RP-1	Changing Conditions	$ 870,000	$ 300,000									$ 1,170,000	$ 4,330,000
EN20057	RP-4 Process Improvements Phase II	Replace air control and buried plug valves at the aeration basins; install a fourth RAS pump and new VFDs; rehabilitate Trident filters and associated instrumentation; consolidate and upgrade the aluminum sulfate dosing system; and replace nine vault covers and shade canopies with more durable materials	RP-4	Aging Infrastructure	$ 8,000,000	$ 3,500,000									$ 11,500,000	$ 18,070,000
EN21053	RP-1 Filter Effluent Structure #2 Rehabi	Rehabilitate structure and valves, addressing severely corroded gates and stems for improved performance and reliability.	RP-1	Aging Infrastructure	$ 500,000	$ 1,000,000									$ 1,500,000	$ 3,570,000
EN22031	RP-1 Intermediate Pump Sta. Electrical	Replace MCC 6M/8M with Allen Bradley IntelCenter, install 18-pulse VFDs, and improve electrical reliability at the intermediate pump station.	RP-1	Aging Infrastructure	$ 4,500,000	$ 1,400,000									$ 5,900,000	$ 11,120,000
EN23000	RP1 Device Net Replacement	Evaluate MCCs with E3 overloads, replace or upgrade to E300 with Ethernet/IP or Modbus TCP/IP, and transition DeviceNet hardware for enhanced connectivity.	RP-1	Aging Infrastructure	$ 250,000										$ 250,000	$ 3,292,000
EN23004	CCWRF Aeration Basins 1-6 Drain Valves	Replace six-inch drain valves to prevent backflow in aeration basins 1–6, ensuring reliable drainage.	CCWRF	Aging Infrastructure					$ 1,217,000	$ 3,163,000					$ 4,380,000	$ 5,600,000
EN23035	CCWRF RAS Header Replacement	Replace three 16-inch connections to RAS header and about 22 feet of 36-inch pipe, potentially adding bypass.	CCWRF	Aging Infrastructure	$ 675,000	$ 650,000									$ 1,325,000	$ 1,744,000
EN23036	San Bernardino Ave LS Reliability Improv	Install chopper pumps, add wet well access hatch, pave around pumps, and engage consultant for design/construction services	Regional Sewer System	Aging Infrastructure		$ 1,250,000	$ 3,000,000	$ 2,000,000							$ 6,250,000	$ 7,090,000
EN23038	CCWRF HVAC System Upgrade	Replace chilled water air handlers, boilers, zoning, and controls at operations building for improved climate management.	CCWRF	Aging Infrastructure	$ 540,000	$ 1,600,000									$ 2,140,000	$ 3,760,000
EN23074	CCWRF Influent Box Rehab at the Primary Clarifiers	Remove degraded coating, restore concrete thickness, apply protective coating, and replace aluminum gates with stainless steel for long-term influent box integrity.	CCWRF	Aging Infrastructure	$ 1,000,000	$ 3,500,000	$ 4,500,000	$ 100,000							$ 9,100,000	$ 9,642,000
EN23114	RP1 Instrumentation and Control Enhancem	Assess PCN requests, design and install electrical/control infrastructure, and finalize SCADA migration for comprehensive RP-1 upgrades.	RP-1	Changing Conditions				$ 250,000	$ 750,000	$ 250,000					$ 1,250,000	$ 1,415,000
EN24023	RP3 Regional Sewer Diversion Structure R	Replace gate valves, rings, covers, sandblast concrete, repair structural damage, and install new liner to restore diversion structure.	Regional Sewer System	Aging Infrastructure	$ 700,000										$ 700,000	$ 1,660,000
EN24029	RP-1 Tertiary Asset Management Phase 1	Replace 26 filter effluent valves, custom tee, rehabilitate SBS pump station, modify sedimentation basin sludge pumps, and ensure long-term tertiary asset reliability.	RP-1	Aging Infrastructure			$ 500,000	$ 2,000,000	$ 1,500,000						$ 4,000,000	$ 4,013,000
EN24032	RP-1 Primary Clarifier #1 Through #10 Re	Interior clarifier concrete rehabilitation, replacement of the chain and flight system, scum trough worm and gear replacement, clarifier covers replacement including implementation of fall protection measures, scum wet well chopper and mixing pump replacement.	RP-1	Aging Infrastructure	$ 5,300,000	$ 8,256,000	$ 4,854,000								$ 18,410,000	$ 19,694,000
EN24033	Annular Seals	Verify each annular seal's condition and replace as necessary.	Agencywide	Aging Infrastructure					$ 61,000						$ 61,000	$ 1,380,000
EN25002	Aeration Disc Diffuser Replacement	Replace aeration diffuser disks and secure manufacturer certification for new diffusers at RP-1, RP-4, and RP-5.	Agencywide	Aging Infrastructure	$ 70,000	$ 1,400,000	$ 2,400,000	$ 100,000	$ 1,250,000	$ 2,400,000					$ 7,620,000	$ 7,800,000
EN25010	RSS - Collection System Pipe Rehabilitat	Replace or refurbish failing air expansion tanks to extend their service life in the regional sewer system.	Regional Sewer System	Aging Infrastructure			$ 1,000,000	$ 1,000,000	$ 1,000,000	$ 1,000,000	$ 1,000,000	$ 1,000,000	$ 1,000,000	$ 1,000,000	$ 8,000,000	$ 1,000,000
EN25045	CCWRF Electrical Improvements	Assess and replace major electrical gear—12kV switchgear, MCCs, transformers, panels, and more—throughout CCWRF for system reliability.	CCWRF	Environmental Regulations	$ 1,200,000	$ 1,300,000	$ 3,500,000	$ 10,000,000	$ 6,000,000						$ 22,000,000	$ 22,257,000
EN26004	RP-1 Centrifuge VFD Upgrades	Coordinate to replace VFDs over 15 years old at southern wastewater facilities, ensuring consistent reliability agency-wide.	Agencywide	Aging Infrastructure	$ 1,000,000	$ 1,000,000									$ 2,000,000	$ 2,536,000
EN26046	RP-1 Headworks Influent Channel Rehabili	Rehabilitate unlined influent channel concrete, repair manhole openings, replace framing, covers, and gate frames, addressing identified leaks.	RP-1	Aging Infrastructure	$ 500,000	$ 1,300,000	$ 2,000,000								$ 3,800,000	$ 4,000,000
EN28018	Recurring RSS Manhole Lining Project	Remove failed liners, apply chemical grouting if needed, and restore manhole interiors to prevent infiltration and maintain structural integrity.	Regional Sewer System	Environmental Regulations	$ 100,000	$ 100,000	$ 100,000	$ 100,000	$ 100,000	$ 100,000	$ 100,000	$ 100,000	$ 100,000	$ 100,000	$ 1,000,000	$ 100,000
EN28022	CCWRF Filter Inlet and Bypass Gates Repl	Replace inlet and bypass gates for reliable filter flow control at CCWRF.	CCWRF	Aging Infrastructure				$ 585,000	$ 1,217,000	$ 506,000					$ 2,308,000	$ 2,308,000
EN28027	Agencywide Paving	Evaluate and address asphalt repair and replacement needs across the Agency with annual maintenance funding.	Agencywide	Aging Infrastructure		$ 400,000	$ 400,000	$ 400,000	$ 400,000	$ 400,000	$ 400,000	$ 400,000	$ 400,000	$ 400,000	$ 3,600,000	$ 400,000
EN29003	Replace Aeration Basin Influent / RAS, S	Inspect and replace corroded aeration basin influent and RAS gates with stainless steel for improved durability.	CCWRF	Aging Infrastructure						$ 1,012,000	$ 2,632,000	$ 1,369,000			$ 5,013,000	$ 5,013,000
EN29010	Agencywide Air Relief Valves Upgrade	Standardize air/vacuum relief valves with A.R.I. models, add check and isolation valves, and improve pipeline maintenance safety.	Agencywide	Changing Conditions			$ 225,000	$ 117,000							$ 342,000	$ 1,500,000
EN31003	RP-1 New Parking Lot	Convert existing garden area near Old New Lab into large parking with electrical hookups, supporting larger vehicles and clear traffic flow.	RP-1	Aging Infrastructure	$ 75,000			$ 1,919,000	$ 1,995,000						$ 3,989,000	$ 3,989,000
EN34001	Prado Dechlorination Motor Control Cente	Replace MCC-1 at Prado Dechlorination, coordinating temporary power and ensuring updated equipment reliability.	Agencywide	Aging Infrastructure										$ 148,000	$ 148,000	$ 3,226,908
IS20007	Control System Ent Historian Enhancement	Enable predictive insights, manual data collection, and Foxboro data imports with a Universal Font Library connector for improved operational visibility.	Agencywide	Aging Infrastructure	$ 150,000	$ 150,000									$ 300,000	$ 1,000,000
IS28001	Operational AI and Machine Learning	Study and pilot AI/ML solutions in treatment applications, evaluating feasibility, potential benefits, and return on investment.	Agencywide	Environmental Regulations				$ 351,000	$ 365,000						$ 716,000	$ 716,000

DRAFT

APPENDIX A: TEN-YEAR SEWER CAPITAL FORECAST PROJECT LIST

Project Number	Project Name	Project Scope	Project Location	Project Drivers	FY 26/27	FY 27/28	FY 28/29	FY 29/30	FY 30/31	FY 31/32	FY 32/33	FY 33/34	FY 34/35	FY 35/36	Total TYCIP FY 2027-2036	Total Project Budget
IS26019	Enterprise Asset Management Software	Develop and implement a comprehensive Enterprise Asset Management Software (EAM) and a computerized maintenance management system (CMMS) to effectively track, manage, and optimize the organization's assets throughout their lifecycle.	Agencywide	Aging Infrastructure	$ 3,000,000	$ 9,000,000	$ 6,000,000	$ 4,000,000							$ 22,000,000	$ 22,500,000
EN29014	Agencywide Wastewater VFD Upgrades	An inventory of all VFDs in the southern facilities is provided. Project shall provide material and labor to support the replacement of VFDs that have reached 15 years of service life. Please coordinate with the norther section as well as this should be an Agency-wide project.	Agencywide	Aging Infrastructure			$ 1,000,000	$ 1,000,000	$ 1,000,000	$ 1,000,000	$ 1,000,000	$ 1,000,000	$ 1,000,000	$ 1,000,000	$ 8,000,000	$ 1,000,000
EN27022	Archibald and Cucamonga Sewers Rehab	The project will rehabilitate the pipelines by slip lining the deteriorated pipes. Significant bypass pumping will likely be required to complete the project. Specifically, the project is anticipated to begin and end at the following location: Archibald Trunk, Cucamonga Upland Interceptor	Regional Sewer System	Aging Infrastructure	$ 312,000	$ 5,408,000	$ 10,911,000								$ 16,631,000	$ 16,631,000
EP27001	Major Facilities Repair/Replacement	This project will support the replacement of aging infrastructure, safety enhancements to wastewater plant equipment and facilities and the purchase of critical spare equipment.	Agencywide	Aging Infrastructure	$ 1,000,000	$ 1,000,000	$ 1,000,000	$ 1,000,000	$ 1,000,000	$ 1,000,000	$ 1,000,000	$ 1,000,000	$ 1,000,000	$ 1,000,000	$ 10,000,000	$ 1,000,000
IS27016	SCADA Infrastructure Asset Replacement	Purchase new servers and network switches to replace outdated infrastructure, ensuring all components, including workstations and UPS systems, are upgraded to deliver peak performance and reliability across the entire network.	Agencywide	Aging Infrastructure	$ 550,000	$ 550,000	$ 550,000	$ 550,000	$ 550,000	$ 550,000	$ 550,000	$ 550,000	$ 550,000	$ 550,000	$ 5,500,000	$ 550,000
AMXXCIP	Replacement Value Placeholder Project	To support comprehensive long-term capital planning, a placeholder project based on asset replacement value is included within the Ten-Year Capital Improvement Plan (TYCIP). This project serves as a planning-level placeholder to account for anticipated rehabilitation and replacement needs of existing infrastructure that have not yet been fully defined, scoped, or scheduled.	Agencywide	Aging Infrastructure									$ 33,775,000	$ 59,089,000	$ 92,864,000	$ 92,864,000
Total					**$ 36,292,000**	**$ 50,564,000**	**$ 46,440,000**	**$ 25,472,000**	**$ 18,405,000**	**$ 11,381,000**	**$ 6,682,000**	**$ 5,419,000**	**$ 37,825,000**	**$ 63,287,000**	**$ 301,767,000**	**$ 341,604,908**
Regional Wastewater Capital Improvement Fund																
AM26008	RP-5 Spare Part Storage Building Improve	Install lighting, security systems, racking, workstation, and forklift at RP-5 Spare Part Storage, assessing fire protect	RP-1	Changing Conditions	$ 100,000										$ 100,000	$ 250,000
EN17006	CCWRF Asset Management and Improvements	Improve CCWRF preliminary, primary, and secondary treatments by replacing headworks, odor control, and aeration blowers.	CCWRF	Aging Infrastructure	$ 550,000										$ 550,000	$ 34,610,000
EN19001	RP-5 Expansion to 30 mgd	Double RP-5 liquid capacity from 15 to 30 MGD for future flows and flexible sewage transfers among plants.	RP-5	Environmental Regulations	$ 13,000,000	$ 13,000,000	$ 27,000,000								$ 53,000,000	$ 222,068,000
EN19006	RP-5 Biosolids Facility	Construct new RP-5 solids facility, allowing RP-2 solids decommissioning.	RP-5	Environmental Regulations	$ 7,000,000	$ 6,000,000	$ 10,000,000								$ 23,000,000	$ 242,320,000
EN21045	Montclair Force Main Improvements	Design and build new Montclair Force Main pipeline for improved efficiency and reliability.	Regional Sewer System	Aging Infrastructure	$ 5,820,000	$ 5,875,000									$ 11,695,000	$ 14,360,000
EN22022	RP-1 Air Compressor Upgrades	Consolidate air compressors at RP-1 with new centralized piping to increase flexibility and redundancy.	RP-1	Aging Infrastructure	$ 3,500,000	$ 1,300,000									$ 4,800,000	$ 7,750,000
EN22039	RP-4 SCADA Performance Improvement	Install a control panel in RP-4 server room, adding two new redundant controllers, repurposing existing tertiary controller.	RP-4	Aging Infrastructure				$ 585,000	$ 304,000						$ 889,000	$ 1,168,000
EN22044	RP-1 Thickening Building & Acid Phase Digester	Expand RP-1 thickening building capacity and optimize acid phase digestion, addressing WAS from RP-4.	RP-1	Aging Infrastructure	$ 35,000,000	$ 40,000,000	$ 45,000,000	$ 40,000,000							$ 160,000,000	$ 239,845,000
EN24001	RP-1 Liquid Treatment Capacity Recovery	Evaluate and design upgrades to increase RP-1 liquid treatment capacity to 40 MGD.	RP-1	Aging Infrastructure										$ 500,000	$ 500,000	$ 490,000,000
EN24002	RP-1 Solids Treatment Rehabilitation	Rehabilitate RP-1 digesters, piping, and utility water systems; replace pumps, valves, boilers; automate clarifiers and complete condition assessments.	RP-1	Changing Conditions	$ 500,000	$ 6,000,000	$ 5,500,000	$ 22,000,000	$ 22,400,000	$ 20,000,000	$ 15,000,000	$ 15,000,000			$ 106,400,000	$ 109,600,000
EN24022	IEUA SCADA Master Plan	Provide recurring Rockwell PlantPAx updates, ensuring SCADA remains current and optimized for ongoing projects.	Agencywide	Aging Infrastructure					$ 250,000	$ 500,000					$ 750,000	$ 1,090,000
EN24027	Fall Protection and Prevention Solutions	Evaluate locations for CAL/OSHA-compliant fall protection systems, equipment, and restraint measures.	Agencywide	Changing Conditions	$ 500,000	$ 500,000	$ 500,000	$ 500,000	$ 1,500,000	$ 1,500,000	$ 1,500,000				$ 6,500,000	$ 9,600,000
EN25025	REEP Return to Service Capital	Purchase auxiliary components and SCADA upgrades to restart the REEP, enabling power production from digester gas.	RP-5	Aging Infrastructure					$ 608,000	$ 3,796,000	$ 658,000				$ 5,062,000	$ 7,200,000
EN25064	Agency Wide Remote Vibration Project	Buy and install remote vibration sensors, instrumentation, and networking to enhance asset monitoring.	Agencywide	Aging Infrastructure	$ 10,000	$ 10,000	$ 10,000	$ 10,000							$ 40,000	$ 610,000
EN25067	Caltrans IEUA Collections Sewer I-10 Rel	Conduct planning and capacity study, then relocate I-10 sewer for improved service-area flow and crew safety.	Regional Sewer System	Aging Infrastructure	$ 300,000	$ 200,000									$ 500,000	$ 2,200,000
EN25069	CCWRF Process Improvements Phase II	Install aeration basin moisture purge lines, update drop-legs and diffusers, replace pumps, contain chemicals, and paint piping at CCWRF.	CCWRF	Environmental Regulations				$ 643,000	$ 1,734,000	$ 5,061,000	$ 5,922,000	$ 2,737,000			$ 16,097,000	$ 16,097,000
EN25070	Compliance for Wastewater Facilities	Complete 60% design of full-scale AWPF using collaborative delivery, plus demonstration AWPF design and construction.	RP-4	Changing Conditions	$ 11,000,000	$ 11,000,000									$ 22,000,000	$ 45,200,000
EN25071	San Bernardino Lift Station Containment	Develop containment solutions for potential large or small leaks at San Bernardino Lift Station, exploring nearby drainage options.	Regional Sewer System	Aging Infrastructure										$ 148,000	$ 148,000	$ 590,000
EN25075	RSS Priority Manhole Replacement	Replace around 180 critical manhole covers/frames, designing and constructing repairs for the collection system.	Regional Sewer System	Aging Infrastructure	$ 710,000										$ 710,000	$ 1,630,000
EN26003	Regional System Siphon Barrel Gate Impro	Plan, design, and build siphon barrel gate improvements with consultant support, reducing sewer system risks.	Regional Sewer System	Changing Conditions				$ 380,000	$ 791,000						$ 1,171,000	$ 1,171,000
EN26010	RP-4 Process Improvements Phase III	Integrate ammonia control valves, remove/replace MLR valves, fix biofilter lining, upgrade grit chamber, reconfigure pumps, and resize piping at RP-4.	RP-4	Aging Infrastructure							$ 3,290,000	$ 6,843,000	$ 5,693,000		$ 15,826,000	$ 15,826,000
EN26012	RP-5 Emergency Overflow Pond Lining	Line RP-5 Emergency Overflow Pond with HDPE or concrete, adding underdrains or pumps to manage groundwater.	RP-5	Aging Infrastructure						$ 1,265,000	$ 3,290,000	$ 2,053,000			$ 6,608,000	$ 6,608,000
EN26013	RP-5 Low Pressure DG holder	Construct a low-pressure digester gas holder at RP-5 per 2018 technical memo for enhanced gas management.	RP-5	Aging Infrastructure								$ 684,000	$ 2,135,000	$ 4,441,000	$ 7,260,000	$ 7,260,000
EN26058	Maintenance Trailers and Showers	Purchase portable office and shower trailers for 22 field staff, providing adequate facilities, utilities, and storage.	RP-5	Changing Conditions	$ 1,000,000										$ 1,000,000	$ 1,500,000

DRAFT

APPENDIX A: TEN-YEAR SEWER CAPITAL FORECAST PROJECT LIST

Project Number	Project Name	Project Scope	Project Location	Project Drivers	FY 26/27	FY 27/28	FY 28/29	FY 29/30	FY 30/31	FY 31/32	FY 32/33	FY 33/34	FY 34/35	FY 35/36	Total TYCIP FY 2027-2036	Total Project Budget
EN27006	Chino Interceptor Diversion Pipe Repair	Plan, design, and construct Chino Interceptor repairs through public bidding, lowering pipeline risk.	Regional Sewer System	Aging Infrastructure			$ 562,000	$ 2,457,000	$ 608,000						$ 3,627,000	$ 3,627,000
EN28005	Cucamonga Interceptor Pipe Repair	Plan, design, and construct Cucamonga Interceptor repairs with consultant-led design and public works execution.	Regional Sewer System	Aging Infrastructure	$ 400,000	$ 750,000									$ 1,150,000	$ 1,150,000
EN28007	Advanced Water Purification Facility	Build a 15 MGD AWPF at RP-4, using MF, RO, UV-AOP, booster pumps, chemical storage, and purified water stabilization.	RP-4	Changing Conditions		$ 10,500,000	$ 30,000,000	$ 63,000,000	$ 65,000,000	$ 63,000,000					$ 231,500,000	$ 231,500,000
EN28008	RP-5 O&M Building	Construct an O&M building at RP-5 with offices, shop area, showers, lockers, and parking for operational needs.	RP-5	Aging Infrastructure		$ 500,000	$ 1,000,000	$ 2,000,000	$ 2,000,000	$ 15,000,000	$ 20,000,000	$ 9,500,000			$ 50,000,000	$ 50,000,000
EN28024	Etiwanda Interceptor Grade-Break Sewer P	Draft pre-design for maintaining or relocating the Etiwanda Trunk Sewer, determining cost and permitting.	Regional Sewer System	Environmental Regulations		$ 216,000									$ 216,000	$ 216,000
EN28025	Preserve Lift Station Level Redundancy I	Hardwire redundant level switches for Preserve Lift Station pumps, adding a bypass switch for high-rag scenarios.	Regional Sewer System	Changing Conditions										$ 111,000	$ 111,000	$ 400,000
EN28026	Collection System Upgrades	Develop and build collection system repairs identified by Engineering.	Regional Sewer System	Aging Infrastructure		$ 100,000	$ 100,000	$ 100,000	$ 100,000	$ 100,000	$ 100,000	$ 100,000	$ 100,000	$ 100,000	$ 900,000	$ 100,000
EN29009	RP1 Ops & Maint Bldg Rehabilitation	Renovate RP-1 O&M building: update breakrooms, restrooms, conference areas, electrical systems, lighting, flooring, doors, and lab space.	RP-1	Aging Infrastructure			$ 50,000	$ 450,000	$ 1,000,000	$ 8,000,000	$ 7,000,000				$ 16,500,000	$ 16,500,000
EN30025	RP-1 Dump Station	The project would rehabilitate the headworks gate; place key FOB for waste-haulers to gain entrance to headworks through the gate; place new concrete with wash station and	RP-1	Aging Infrastructure										$ 296,000	$ 296,000	$ 3,143,990
EN31001	Freeway Trunk Pipe Repair	related collection drains to the plant; and place removeable, chain-link fence with through gate to plant. The project will isolate headworks and allow entrace by wastehaulers	Regional Sewer System	Aging Infrastructure					$ 500,000	$ 1,000,000	$ 3,000,000	$ 6,000,000	$ 2,500,000		$ 13,000,000	$ 13,000,000
EN31002	Riverside Drive Trunk Pipe Repair	through key FOB at all times. Camera, perimeter alarm, and other safety and security upgrades would also be made to make station usable 7-days a week and after 3:30pm.	Regional Sewer System	Changing Conditions			$ 1,000,000	$ 1,850,000	$ 1,400,000						$ 4,250,000	$ 4,250,000
EN33001	CCWRF Paving Replacement	Assess and replace paving, concrete, and vaults at CCWRF while accommodating deliveries and emergencies.	CCWRF	Aging Infrastructure							$ 132,000	$ 821,000			$ 953,000	$ 953,000
EN33002	RP-4 Emergency Storage Lagoon Pump Syste	Add redundant pumps to RP-4 emergency lagoon system and optimize controls for increased flow capacity.	RP-4	Changing Conditions							$ 263,000	$ 411,000	$ 2,135,000		$ 2,809,000	$ 2,809,000
EN33003	RP-5 Vactor Dump Station Construction	Build a new septic dump station near RP-5 EOP with odor control per AQMD standards, guided by consultant design.	RP-5	Changing Conditions							$ 658,000	$ 2,053,000	$ 4,270,000		$ 6,981,000	$ 6,981,000
EN34002	CCWRF Emergency Storage Basin Lining and	Redesign CCWRF emergency storage basin pump station with two pumps, flow meter, SCADA control, and optional lining or landscaping.	CCWRF	Aging Infrastructure								$ 342,000	$ 1,067,000		$ 1,409,000	$ 1,409,000
PL17002	HQ Solar Photovoltaic Power Plants Ph. 2	There are approximately 30 items at the Prado Dechlorination Station that need the study/label.	Headquarters	Changing Conditions			$ 337,000	$ 1,287,000							$ 1,624,000	$ 1,624,000
AM27001	Agencywide Transformer Oil Testing	his project will install external transformer oil samplers for safe oil collection and conduct a comprehensive assessment of all agency transformers using infrared (IR) thermographic testing to identify issues like overheating, loose connections, and unbalanced loads. A condition report will be developed for each transformer outlining repairs, maintenance needs, and equipment health. The study aims to enhance transformer reliability, safety, and maintainability while informing maintenance strategies and capital planning decisions.	Agencywide	Environmental Regulations	$ 104,000	$ 108,000									$ 212,000	$ 212,000
EN34020	CCWRF South Gate Catch Basin Improvement	Design and construct the best method for capturing and diverting any type of spills the could potentially occur on the east side of the facility to the ESB. This will include a new trench with catch basin to either be gravity drained or pumped to the ESB. Ops is requesting for a level transmitter to be installed in catch basin.	CCWRF	Environmental Regulations								$ 479,000			$ 479,000	$ 479,000
EN29012	CCWRF to RP-5 PS & WAS Line Replacement	The project scope is to include the replacement of the 6" Primary Sludge (PS) Line and 6" Waste Activated Sludge (WAS) Line between CCWRF and the transition point to RP-5. The alignment is approximately 2 miles from CCWR to RP-5 connection point. If Ductile Iron is selected as the piping material, consider installation of Cathodic Protection Test Station to monitor the external condition of the pipelines. Additionally, if air-relief valves are located between the section mentioned above consider replacement	CCWRF	Aging Infrastructure			$ 562,000	$ 1,170,000	$ 3,650,000	$ 633,000					$ 6,015,000	$ 6,015,000

DRAFT

APPENDIX A: TEN-YEAR SEWER CAPITAL FORECAST PROJECT LIST

Project Number	Project Name	Project Scope	Project Location	Project Drivers	FY 26/27	FY 27/28	FY 28/29	FY 29/30	FY 30/31	FY 31/32	FY 32/33	FY 33/34	FY 34/35	FY 35/36	Total TYCIP FY 2027-2036	Total Project Budget
FM36001	Chino Creek & Educational Park Upgrade	This project will install two permanent shade structures over the picnic area and amphitheater, along with new light towers throughout the park and 1.7 miles of walking trails, and a new power source for the amphitheater. A new unisex restroom facility with four stalls, outdoor sink, and janitor's closet will be constructed, along with security enhancements including a wrought iron perimeter fence and timer-controlled entry gates. Additionally, an unused subsurface wetland will be converted into a native Coast Live Oak woodland area.	Headquarters	Changing Conditions										$ 444,000	$ 444,000	$ 6,269,834
AM27007	Failure Analysis Equipment Procurement	Solicit for qualified vendors to provide equipment related to the condition-based monitoring program. Assets to be updated or replaced that are at end of useful life or obsolete.	Agencywide	Aging Infrastructure	$ 10,000	$ 10,000	$ 10,000	$ 10,000	$ 10,000	$ 10,000	$ 10,000	$ 10,000	$ 10,000	$ 10,000	$ 100,000	$ 10,000
FM27003	Regional Sewer Manhole Procurement	Project to support the purchase of new lids for inventory for future projects, emergency repairs, rehabilitation and service area contractor installation.	Agencywide	Aging Infrastructure	$ 100,000	$ 100,000	$ 100,000	$ 100,000	$ 100,000	$ 100,000	$ 100,000	$ 100,000	$ 100,000	$ 100,000	$ 1,000,000	$ 100,000
EN27055	Regional Sewer System Manhole Upgrades	Once identified, project supports creating sub-projects to design manhole repairs and construct.	Agencywide	Aging Infrastructure	$ 500,000	$ 500,000	$ 500,000	$ 500,000	$ 500,000	$ 500,000	$ 500,000	$ 500,000	$ 500,000	$ 500,000	$ 5,000,000	$ 500,000
AM27005	RP-1 Disinfection System Optimization	"This project will replace all 3/4-inch and 1/2-inch tubing/piping in the disinfection system with 1-inch tubing and CPVC piping, replace the 8-inch nozzle with a 6-inch nozzle at Filter Effluent Structure No.1, and add three isolation valves to the tank discharge header. Additional improvements include installing ventilation/AC to the control panel on the sedimentation basin bridge, two digital flowmeters on FES flash mix pump discharges, seven digital pressure gauges on pump discharge lines, and two air relief valves on FES1 and FES2 discharge headers. The project will also add sunshades to four local control stations and one main control panel, plus an eyewash/shower station at FM-1.	RP-1	Changing Conditions	$ 208,000	$ 433,000	$ 56,000							$ 697,000	$ 697,000
EN36001	RP-1 Headworks Runoff Drain Improvements	The project scope includes design and developing the best strategy for foul runoff containment and conveyance at RP-1. This may include install trench drains and catch basins at the Headworks and Biofilter 1B aprons and at the upstream edge of the east–west roadway to intercept runoff before it crosses the road. Regrade/repair the concrete swale, add curbing/berms as needed, and route captured flow via laterals to the plant storm drain system. All captured flow—clean stormwater and any spilled sewage—will be conveyed to the storm drain pump station by gravity. The project scope should also include the necessary resources to implement and construct the final solution.	RP-1	Environmental Regulations										$ 148,000	$ 148,000	$ 3,226,908
EN29013	RP-1 Secondary Clarifiers Rehabilitation	Repairs and rehabilitation will be performed on Secondary Clarifiers No. 1–4, including delaminated, spalled, and cracked walls, with a Preliminary Design survey to quantify repair areas and evaluate costs for Clarifiers No. 1 and 3. Clarifiers No. 2 and 4 will receive full concrete rehabilitation of walls, floors, and channels, scum trough replacement, structural assessment of supports, protective coatings for ferrous components, and replacement of floor grout and corroded electrical components. New hydrocyclones will be installed on the RAS and WAS lines for each secondary system, including pumps and piping modifications as needed to provide	RP-1	Aging Infrastructure			$ 394,000	$ 1,170,000	$ 3,042,000	$ 5,061,000	$ 790,000				$ 10,457,000	$ 10,457,000
EN27020	RP-5 Power Center 3 HVAC Upgrades	Power center No. 3 HVAC system and the installation of two 20-ton units.	RP-5	Changing Conditions	$ 624,000										$ 624,000	$ 624,000
EN31021	Sewer Pipe at Imperial Ave Relocation	This project includes the design, permitting, and construction of new steel casing pipes to be installed using the jack-and-bore method beneath the Union Pacific Railroad (UPRR) tracks. These new casings will be constructed adjacent to the existing crossings of the 18-inch Grove Avenue Outfall and the 21-inch Upland Interceptor Relief Sewer. Once installed, segments of the existing sewer lines will be rerouted through the new casings to provide permanent structural protection and eliminate the risk posed by the additional rail loading. This work will be performed in close coordination with UPRR and the City of Ontario, including securing required right-of-way access, environmental clearance, and railroad permits.	Agencywide	Aging Infrastructure					$ 608,000	$ 3,163,000	$ 2,632,000				$ 6,403,000	$ 6,403,000
FM27009	CCWRF Evap Cooler System Replacement	The blower building evaporative coolers are in a deteriorated condition. The units, along with portions of the associated ducting, exhibit severe corrosion, including areas of full-depth material loss. This condition presents a near-miss safety hazard for personnel working in the area.	CCWRF	Aging Infrastructure	$ 312,000										$ 312,000	$ 312,000
FM27010	RP-5 Power Center 2 HVAC Upgrades	Power center No. 2 HVAC system and the installation of one 10-ton unit.	RP-5	Changing Conditions	$ 312,000										$ 312,000	$ 312,000
IS27009	Wide Area Microwave Radio Replacement	Purchase and install new microwave radio equipment for RP-1 to RP-4, RP-4 to 6B, RP-5 to CCWRF, 6B to CCWRF. Project will also replace radios for Montclair Lift Station, Philadelphia Lift Station and Prado Dechlor Station. This project will include WIFI radio replacement and network expansion. This will also include replacement of CCWRF tower.	Agencywide	Aging Infrastructure	$ 400,000	$ 400,000	$ 400,000	$ 400,000	$ 400,000	$ 400,000	$ 400,000	$ 400,000	$ 400,000	$ 400,000	$ 4,000,000	$ 400,000
Total					**$ 81,960,000**	**$ 97,502,000**	**$ 123,081,000**	**$ 138,612,000**	**$ 106,505,000**	**$ 129,089,000**	**$ 65,245,000**	**$ 48,033,000**	**$ 18,910,000**	**$ 7,198,000**	**$ 816,135,000**	**$ 1,852,233,733**

DRAFT

APPENDIX B: REGIONAL WASTEWATER CAPITAL IMPROVEMENT FUNDING SOURCES

DRAFT

Table 5 - Regional Wastewater Capital Improvement Funding Sources													
	FY 2024/25	FY 2025/26	FY 2026/27	FY 2027/28	FY 2027/28	FY 2028/29	FY 2029/30	FY 2030/31	FY 2031/32	FY 2032/33	FY 2033/34	FY 2034/35	FY 2035/36
	Actual	Projected Actual	Proposed Budget	Proposed Budget	Forecast								
REVENUES AND OTHER FINANCING SOURCES													
User Charges													
Property Tax - O&M													
Cost Reimbursement JPA													
Contract Cost reimbursement													
Interest Revenue	6,350,855	5,000,000	4,000,000	3,000,000	3,000,000	3,000,000	3,000,000	3,000,000	3,000,000	2,750,000	2,800,000	3,000,000	3,500,000
TOTAL REVENUES	**$6,350,855**	**$5,000,000**	**$4,000,000**	**$3,000,000**	**$3,000,000**	**$3,000,000**	**$3,000,000**	**$3,000,000**	**$3,000,000**	**$2,750,000**	**$2,800,000**	**$3,000,000**	**$3,500,000**
OTHER FINANCING SOURCES													
Property Tax - Debt and Capital	59,460,203	60,088,900	62,143,000	62,143,000	63,647,300	65,189,500	66,216,000	67,260,100	68,322,400	69,403,100	70,502,500	71,621,000	72,757,245
Regional System Connection Fees	37,421,355	25,047,741	26,721,752	26,721,752	26,635,553	26,520,132	25,431,892	24,254,490	22,983,554	20,585,271	20,142,687	20,746,968	21,369,377
Debt Proceeds	7,465,144	21,375,039	35,000,000	47,892,844	31,459,473	135,000,000		137,000,000					
State Loans	3,753,586	10,708,487		7,657,156									
Capital Reimbursement													
Other Revenues	563,390	7,941	1,000	1,000	1,000	1,000	1,000	1,000	1,000	1,000	1,000	1,000	1,000
Loan Transfer from Internal Fund	10,500,000	3,105,000				30,000,000		1,000,000	1,000,000				
TOTAL OTHER FINANCING SOURCES	**$119,163,678**	**$120,333,108**	**$123,865,752**	**$144,415,752**	**$121,743,326**	**$262,110,632**	**$91,648,892**	**$229,515,590**	**$92,306,954**	**$89,989,371**	**$90,646,187**	**$92,368,968**	**$94,127,622**

DRAFT

Inland Empire Utilities Agency
A MUNICIPAL WATER DISTRICT

4B

Date: May 13, 2026

To: The Honorable Board of Directors **From:** Kevin Alexander, General Manager

Committee:

Staff Contact: Lisa Dye, Assistant General Manager

Subject: Fiscal Year 2026/27 Non-Regional Programs Proposed Budget Amendment (Written/PowerPoint)

Executive Summary:

On June 18, 2025, the Board of Directors approved IEUA's Biennial Budget for Fiscal Years (FYs) 2025/26 and 2026/27 and the Ten-Year Capital Improvement Plan for FYs 2026-2035. As part of the biennial budget cycle, a review of the second budget year is done prior to the end of the first year to determine whether any adjustments are needed to meet changes in assumptions or conditions. The Board reviewed the proposed changes to the Regional Wastewater programs on March 18, 2026.

For the Administrative Services, Non-Reclaimable Wastewater, Recycled Water, Recharge Water, and Water Resources programs, IEUA is projecting an increase in spending of $1.9 million compared to the FY 2026/27 adopted budget. The increase is primarily driven by higher non-capital project expenditures and a $2.0 million interfund loan repayment from the Recharge Water fund to the Regional Wastewater Capital fund. This increase is partially offset by lower Metropolitan Water District (MWD) water purchases. Revenues and other sources are projected to decrease by $3.9 million, primarily due to updates to the Chino Basin Watermaster (CBWM) Operations and Maintenance budget, which revised the pro rata cost-sharing allocation between CBWM and IEUA, as well as lower MWD water sales in the Water Resources fund. This decrease is partially offset by higher capital cost reimbursements in the Recharge Water fund and increased Readiness to Serve pass-through fees in the Water Resources fund.

Budget Impact *Budgeted (Y/N):* N *Amendment (Y/N):* N *Amount for Requested Approval*

Fiscal Impact (explain if not budgeted):

If revenues and expenses occur as planned, total fund reserves for the Administrative Services, Non-Reclaimable Wastewater, Recycled Water, Recharge Water, and Water Resources programs, the combined reserves for these funds will decrease by $13.7 million.

Regional Sewerage *Technical Committee (Y/N):* Y

Policy Committee (Y/N): Y

Prior Board Action:

On June 18, 2025, the Board of Directors approved IEUA's biennial budget for FYs 2025/26 and 2026/27.

Item No: 1319

Attachments:

Attachment 1 - Background
Attachment 2 - PowerPoint

Background

Subject: Fiscal Year 2026/27 Non-Regional Programs Proposed Budget Amendment

Fiscal Year 2026/27 Proposed Mid-Year Budget Amendment

On June 18, 2025, the Board of Directors approved IEUA's Biennial Budget for Fiscal Years (FYs) 2025/26 and 2026/27, and the Ten-Year Capital Improvement Plan (TYCIP) for FYs 2026-2035. As part of the biennial budget process, a mid-cycle review of the second budget year is conducted at the end of the first year to determine whether adjustments are needed based on changes in key assumptions or conditions.

A review of the FY 2026/27 proposed mid-year budget amendment for the Regional Wastewater Funds and the proposed FYs 2026/27 through 2035/36 TYCIP was presented to the Board of Directors (Board) on March 18, 2026.

The focus of this review is the proposed FY 2026/27 mid-year budget amendment for the Administrative Services, Non-Reclaimable Wastewater, Recycled Water, Recharge Water, and Water Resources funds.

Table 1: FY 2026/27 Proposed Budget Amendment Consolidated Administrative Services, Non-Reclaimable Wastewater, Recycled Water, Recharge Water and Water Resources Programs ($Millions)

Consolidated FY 2026/27	Adopted	Proposed	Amendment Amount
Sources of Funds	$170.1	$166.2	($3.9)
Uses of Funds	178.0	179.9	(1.9)
Increase (Decrease) in Fund Balance	**($7.9)**	**($13.7)**	**($5.8)**

TOTAL SOURCES OF FUNDS

Sources of funds reflect a $3.9 million net decrease primarily due to lower Metropolitan Water District of Southern California (MWD) pass-through water sales and reduced interfund transfers. MWD water sales are projected to decline based on updated projections using MWD's proposed Calendar Year (CY) 2027 water rates and charges. Interfund transfers are estimated to decrease due to TYCIP updates that lowered projected capital costs within the Administrative Services program. These reductions are partially offset by an increase in user charges from higher Readiness to Serve (RTS) pass-through fees and higher capital cost reimbursements in the Recharge Water Fund from Chino Basin Watermaster (CBWM) for the Wineville/Jurupa/RP-3 Basin Improvements Project.

Table 2: FY 2026/27 Proposed Budget Amendments to Sources of Funds - Administrative Services, Non-Reclaimable Wastewater, Recycled Water, Recharge Water, and Water Resources Programs ($ Millions)

Sources of Funds	Adopted	Proposed	Amendment Amount
MWD Water Sales	$65.6	$62.8	($2.8)
User Charges	30.4	31.6	1.2
Recycled Water Sales	27.5	27.5	0.0
Interfund Transfers	15.7	10.8	(4.9)
Property Tax	11.5	11.5	0.0
Connection Fees	6.9	6.9	0.0
Debt/Loans/Grants	2.8	2.8	0.0
*Other Sources	9.7	12.3	2.6
Total	**$170.1**	**$166.2**	**($3.9)**

**Other Sources include contract cost reimbursements, interfund loan repayment, interest income, and miscellaneous revenue.*

MWD Water Sales: MWD water sales are estimated to decrease by $2.8 million, reflecting updated revenue projections based on MWD's proposed CY 2027 water rates and charges.

User Charges: User charges are projected to increase by $1.2 million, primarily due to updated RTS pass-through fee calculations based on MWD's proposed CY 2027 water rates and charges.

Interfund Transfers: Interfund transfers support capital, debt, and operating costs across IEUA programs. The $4.9 million decrease in interfund transfers is primarily attributable to updates to the TYCIP, which reduced projected capital project costs within the Administrative Services program and lowered the overall transfer requirement.

Other sources: Other sources are projected to increase by $2.6 million, primarily due to higher capital cost reimbursements in the Recharge Water fund. This includes an estimated $2.2 million pay-go reimbursement from CBWM for the Wineville/Jurupa/RP-3 Basin Improvements Project. Under the project's cost-sharing structure, CBWM reimburses IEUA for its share of eligible capital costs.

TOTAL USES OF FUNDS

The $1.9 million increase in total Uses of Funds is primarily driven by higher non-capital project expenditures and a $2.0 million interfund loan repayment from the Recharge Water fund to the Regional Wastewater Capital fund. This increase is partially offset by lower MWD pass-through water purchases. Table 3 below summarizes the changes by category.

Table 3: FY 2026/27 Proposed Budget Amendment to Uses of Funds - Administrative Services, Non-Reclaimable Wastewater, Recycled Water, Recharge Water, and Water Resources Programs ($Millions)

Uses of Funds	Adopted	Proposed	Amendment Amount
Operations & Administration	$72.4	$76.3	($3.9)
MWD Water Purchases	65.6	62.8	2.8
Capital Projects	29.3	28.2	1.1
Debt Service	10.7	12.6	(1.9)
Total	**$178.0**	**$179.9**	**($1.9)**

Operations & Administration: The $3.9 million projected increase in Operations and Administration expenses is primarily driven by higher non-capital project costs identified in the TYCIP, as well as increased operating fees resulting from higher RTS pass-through fee calculations based on MWD's proposed CY 2027 water rates and charges.

Capital Projects: The $1.1 million decrease in capital project costs is primarily attributable to changes in project scope and execution timelines. Changes to forecasted capital project costs are reflected in the proposed FYs 2026/27-2035/36 TYCIP.

Table 4: FY 2026/27 Proposed Budget Amendment to Capital Projects - Administrative Services, Non-Reclaimable Wastewater, Recycled Water, Recharge Water, and Water Resources Programs ($Millions)

Fund	Adopted	Proposed	Amendment Amount
Recycled Water	$13.8	$15.3	$1.5
Administrative Services	12.4	7.5	(4.9)
Recharge Water	3.1	1.7	(1.4)
Water Resources	0.0	2.1	2.1
Non-Reclaimable Wastewater	0.0	1.6	1.6
TOTAL CAPITAL PROJECTS	**$29.3**	**$28.2**	**($1.1)**

Totals may not tie due to rounding.

Debt Service: The increase in debt service is primarily attributable to a $2.0 million interfund loan principal repayment from the Recharge Water fund to the Regional Wastewater Capital fund. The interfund loan, issued in FY 2022/23 in the amount of $10.1 million, provided bridge financing for Recharge Master Plan Update projects due to delays in State Revolving Fund loan reimbursements. As of the end of FY 2024/25, the outstanding loan balance was $5.1 million. A principal payment of $3.1 million is scheduled for FY 2025/26, with the remaining $2.0 million proposed for repayment in FY 2026/27.

RATES AND FEES

There is no change to the adopted rates and fees for FY 2026/27, as shown below in Table 5.

Table 5: Adopted Rate and Fees

Fund	FY 2024/25	FY 2025/26	FY 2026/27
Recycled Water Direct Use Acre-Feet (AF)**	$465	$507	$552
Recycled Water Groundwater Recharge (AF)**	$665	$715	$769
Fixed Cost Recovery (Millions)**	$4.96	$5.11	$5.26
One Water Connection Fee Meter Equivalent Unit (MEU)*	$1,953	$1,953	$1,953
Meter Equivalent Unit (MEU)*	$1.14	$1.17	$1.20

Rates for FYs 2025/26 through 2026/27 adopted April 2025
**Rates for FYs 2020/21 through 2024/25 adopted July 2020*
*** Rates for FYs 2022/23 through 2024/25 adopted June 2022*

Non-Reclaimable Wastewater Fund

The primary funding sources for the Non-Reclaimable Wastewater Fund are pass-through rates from the Los Angeles County Sanitation Districts (LACSD) for the northern Non-Reclaimable Wastewater System and Etiwanda Wastewater Line, and from the Santa Ana Watershed Project Authority (SAWPA) for the southern system, the Inland Empire Brine Line. Established in 2005, these pass-through rates are intended to equitably recover costs from north and south system customers. Pass-through rates for the northern and southern systems remain pending, subject to SAWPA's final approval and adoption of proposed rates in May 2026, and LACSD's in June 2026.

CONCLUSION

The proposed FY 2026/27 budget amendment reflects updated funding assumptions and operational requirements, resulting in a $13.7 million decrease in net position across the Administrative Services, Non-Reclaimable Wastewater, Recycled Water, Recharge Water, and Water Resources programs. Compared to the adopted FY 2026/27 budget, this change in net position is primarily attributable to lower-than-anticipated revenues from MWD water sales. Additional contributing factors include higher-than-anticipated non-capital project and operating costs, partially offset by increased capital cost reimbursements.

The proposed amendment aligns with IEUA's Strategic Plan, which prioritizes Fiscal Responsibility, Water Supply Reliability, Public and Environmental Health, and a commitment to fostering a Culture of Excellence. This strategic approach ensures the continued financial stability and effectiveness of IEUA's programs in the coming fiscal years.

INLAND EMPIRE UTILITIES AGENCY
FISCAL YEAR 2026/27 MID-YEAR BUDGET
ADMINISTRATIVE SERVICES FUND - SOURCES AND USES OF FUNDS (In Thousands)

* Joint Powers Authority	2024/25 ACTUAL	2025/26 ADOPTED BUDGET	2025/26 AMENDED BUDGET	2026/27 ADOPTED BUDGET	2026/27 AMENDED MID YEAR
REVENUES					
Property Tax	$4,108	$4,160	$4,160	$4,302	$4,302
Cost Reimbursement from JPA*	1,947	2,151	2,151	2,280	2,280
Interest Revenue	1,141	337	337	365	230
TOTAL REVENUES	**$7,196**	**$6,648**	**$6,648**	**$6,948**	**$6,813**
OTHER FINANCING SOURCES					
Grants	$6	$0	$0	$0	$0
Other Revenues	271	2	2	2	2
TOTAL OTHER FINANCING SOURCES	**$277**	**$2**	**$2**	**$2**	**$2**
EXPENSES					
Employment Expenses	$8,889	$3,949	$4,068	$4,333	$4,333
Contract Work/Special Projects	842	1,676	2,603	993	2,211
Utilities	909	1,134	1,094	1,208	1,208
Operating Fees	40	47	47	49	49
Professional Fees and Services	6,892	9,573	9,847	10,378	10,901
Office and Administrative Expenses	2,562	3,574	3,009	4,008	4,086
Materials & Supplies	(241)	274	144	237	311
Other Expenses	(6,755)	(11,077)	(11,037)	(12,182)	(12,144)
TOTAL EXPENSES	**$13,138**	**$9,149**	**$9,775**	**$9,024**	**$10,956**
CAPITAL PROGRAM					
Capital Expansion & Construction	$6,072	$13,936	$17,984	$12,392	$7,453
TOTAL CAPITAL PROGRAM	**$6,072**	**$13,936**	**$17,984**	**$12,392**	**$7,453**
DEBT SERVICE					
Financial Expenses	$12	$23	$23	$23	$23
Interest	12	-	-	-	-
TOTAL DEBT SERVICE	**$24**	**$23**	**$23**	**$23**	**$23**
TRANSFERS IN (OUT)					
Capital Contribution	$4,691	$7,195	$11,244	$9,240	$3,884
Operation support	699	1,506	2,432	887	1,956
Capital - Connection Fees Allocation	1,423	3,709	3,709	3,052	1,917
One Water	100	3,202	3,202	206	1,907
TOTAL INTERFUND TRANSFERS IN (OUT)	**$6,913**	**$15,612**	**$20,587**	**$13,385**	**$9,664**
FUND BALANCE					
Net Income (Loss)	($4,847)	($845)	($545)	($1,105)	($1,954)
Beginning Fund Balance July 01	10,920	11,081	6,073	10,236	11,300
ENDING FUND BALANCE AT JUNE 30*	**$6,073**	**$10,236**	**$5,528**	**$9,130**	**$9,347**
RESERVE BALANCE SUMMARY					
Operating Contingency	$4,379	$3,236	$3,258	$3,008	$3,652
Self-Insurance Program	1,694	3,000	2,270	3,000	3,000
Employee Retirement Benefit	-	4,000	-	3,122	2,695
ENDING BALANCE AT JUNE 30	**$6,073**	**$10,236**	**$5,528**	**$9,130**	**$9,347**

Numbers may not total due to rounding

INLAND EMPIRE UTILITIES AGENCY
FISCAL YEAR 2026/27 MID-YEAR BUDGET
NON-RECLAIMABLE WASTEWATER FUND - SOURCES AND USES OF FUNDS (In Thousands)

	2024/25 ACTUAL	2025/26 ADOPTED BUDGET	2025/26 AMENDED BUDGET	2026/27 ADOPTED BUDGET	2026/27 AMENDED MID YEAR
REVENUES					
User Charges	$14,582	$17,400	$17,400	$18,299	$18,299
Contract Cost Reimbursement	5	-	-	-	-
Interest Revenue	1,063	730	730	610	750
TOTAL REVENUES	**$15,650**	**$18,130**	**$18,130**	**$18,909**	**$19,049**
OTHER FINANCING SOURCES					
Other Revenues	$593	$420	$420	$427	$427
TOTAL OTHER FINANCING SOURCES	**$593**	**$420**	**$420**	**$427**	**$427**
EXPENSES					
Employment Expenses	$2,267	$6,489	$6,489	$7,122	$7,122
Contract Work/Special Projects	321	650	736	750	950
Utilities	116	140	140	147	147
Operating Fees	7,779	10,145	10,145	10,513	10,513
Chemicals	387	380	380	391	391
Professional Fees and Services	119	277	277	294	294
Office and Administrative Expenses	1	-	-	-	-
Biosolids Recycling	42	49	49	52	52
Materials & Supplies	56	90	90	94	94
Other Expenses	644	921	919	1,012	1,012
TOTAL EXPENSES	**$11,731**	**$19,141**	**$19,225**	**$20,377**	**$20,577**
CAPITAL PROGRAM					
Capital Expansion/Construction	$1,030	$1,032	$1,725	$0	$1,570
TOTAL CAPITAL PROGRAM	**$1,030**	**$1,032**	**$1,725**	**$0**	**$1,570**
DEBT SERVICE					
Financial Expenses	($9)	$1	$1	$1	$1
Interest	194	176	176	153	153
Principal	418	440	440	463	463
TOTAL DEBT SERVICE	**$603**	**$617**	**$617**	**$617**	**$617**
TRANSFERS IN (OUT)					
Capital Contribution	($159)	($245)	($382)	($314)	($132)
Operation Support	(24)	(51)	(83)	(30)	(66)
Property Tax Transfer	217	78	78	104	260
TOTAL INTERFUND TRANSFERS IN (OUT)	**$33**	**($218)**	**($387)**	**($241)**	**$61**
FUND BALANCE					
Net Increase (Decrease)	$2,913	($2,457)	($3,404)	($1,899)	($3,226)
Beginning Fund Balance July 01	32,912	33,673	35,824	31,216	37,185
ENDING FUND BALANCE AT JUNE 30*	**$35,824**	**$31,216**	**$32,420**	**$29,318**	**$33,958**
RESERVE BALANCE SUMMARY					
Operating Contingencies	$3,910	$6,380	$6,408	$6,792	$6,859
Capital Construction	31,297	24,219	25,395	22,049	26,623
Debt Service	617	617	617	476	476
ENDING BALANCE AT JUNE 30	**$35,824**	**$31,216**	**$32,420**	**$29,318**	**$33,958**

** Numbers may not total due to rounding*

INLAND EMPIRE UTILITIES AGENCY
FISCAL YEAR 2026/27 MID-YEAR BUDGET
RECYCLED WATER FUND - SOURCES AND USES OF FUNDS (In Thousands)

	2024/25 ACTUAL	2025/26 ADOPTED BUDGET	2025/26 AMENDED BUDGET	2026/27 ADOPTED BUDGET	2026/27 AMENDED MID YEAR
REVENUES					
Contract Cost Reimbursement	$83	$0	$0	$0	$0
Interest Revenue	2,098	1,644	1,644	1,688	1,928
Water Sales	25,444	25,667	25,667	27,504	27,504
TOTAL REVENUES	**$27,625**	**$27,311**	**$27,311**	**$29,192**	**$29,432**
OTHER FINANCING SOURCES					
Property Tax - Debt/Capital	$3,672	$5,547	$5,547	$5,736	$5,736
Connection Fees	7,120	6,947	6,947	6,947	6,947
Grants	561	-	-	-	-
Capital Contract Reimbursement	61	97	97	98	98
Other Revenues	52	-	-	-	-
Loan Transfer from Internal Fund	4,933	-	-	-	-
TOTAL OTHER FINANCING SOURCES	**$16,400**	**$12,591**	**$12,591**	**$12,782**	**$12,782**
EXPENSES					
Employment Expenses	$6,525	$9,141	$9,141	$10,032	$10,032
Contract Work/Special Projects	801	1,563	2,521	1,465	2,000
Utilities	5,307	5,319	5,319	5,604	5,604
Operating Fees	-	11	11	12	12
Professional Fees and Services	884	1,012	1,152	1,098	1,173
Office and Administrative Expenses	1	9	9	10	10
Materials & Supplies	165	150	145	158	158
Other Expenses	1,942	2,299	2,299	2,521	2,510
TOTAL EXPENSES	**$15,625**	**$19,503**	**$20,597**	**$20,900**	**$21,499**
CAPITAL PROGRAM					
Work In Progress	$8,215	$9,232	$9,232	$13,802	$15,342
TOTAL CAPITAL PROGRAM	**$8,215**	**$9,232**	**$9,232**	**$13,802**	**$15,342**
DEBT SERVICE					
Financial Expenses	$5	$7	$7	$6	$6
Interest	2,418	1,893	1,893	1,698	1,698
Principal	6,620	6,065	6,065	6,265	6,265
Short Term Interfund Loan	5,500	-	-	-	-
TOTAL DEBT SERVICE	**$14,542**	**$7,965**	**$7,965**	**$7,969**	**$7,969**
TRANSFERS IN (OUT)					
Capital Contribution	($245)	($1,473)	($1,611)	($1,584)	($655)
Debt Service	2,638	2,673	2,673	2,550	2,701
Operation Support	(488)	(1,581)	(1,638)	(1,697)	(2,040)
Water Connection Allocation	(429)	(4,085)	(4,085)	(1,029)	(2,594)
Property Tax Transfer	-	20,000	20,000	-	-
TOTAL INTERFUND TRANSFERS IN (OUT)	**$1,475**	**$15,533**	**$15,339**	**($1,760)**	**($2,587)**
FUND BALANCE					
Net Increase (Decrease)	$7,117	$18,735	$17,447	($2,457)	($5,183)
Beginning Fund Balance July 01	52,517	55,796	59,633	74,531	88,070
ENDING BALANCE AT JUNE 30	**$59,633**	**$74,531**	**$77,080**	**$72,074**	**$82,887**
RESERVE BALANCE SUMMARY					
Operating Contingency	$5,208	$6,501	$6,866	$6,967	$7,166
Capital Construction	16,388	22,840	25,025	17,572	29,029
Water Connection	30,072	37,221	37,221	40,144	39,301
Debt Service	7,965	7,969	7,969	7,391	7,391
ENDING BALANCE AT JUNE 30	**$59,633**	**$74,531**	**$77,080**	**$72,074**	**$82,887**

** Numbers may not total due to rounding*

INLAND EMPIRE UTILITIES AGENCY
FISCAL YEAR 2026/27 MID-YEAR BUDGET
RECHARGE WATER FUND - SOURCES AND USES OF FUNDS (In Thousands)

* Joint Powers Authority	2024/25 ACTUAL	2025/26 ADOPTED BUDGET	2025/26 AMENDED BUDGET	2026/27 ADOPTED BUDGET	2026/27 AMENDED MID YEAR
REVENUES					
Cost Reimbursement from JPA*	$1,700	$1,686	$1,686	$1,763	$1,546
Contract Cost Reimbursement	-	-	-	-	25
Interest Revenue	370	170	170	150	145
TOTAL REVENUES	**$2,069**	**$1,856**	**$1,856**	**$1,913**	**$1,716**
OTHER FINANCING SOURCES					
State Loans	$0	$5,716	$5,716	$0	$0
Capital Contract Reimbursement	955	1,123	985	1,865	4,330
TOTAL OTHER FINANCING SOURCES	**$955**	**$6,839**	**$6,702**	**$1,865**	**$4,330**
EXPENSES					
Employment Expenses	$842	$1,258	$1,258	$1,380	$1,380
Contract Work/Special Projects	4	-	50	-	50
Utilities	99	153	153	172	153
Operating Fees	-	12	12	9	12
Professional Fees and Services	975	1,648	1,648	1,730	1,829
Office and Administrative Expenses	4	16	16	19	16
Materials & Supplies	148	129	129	120	133
TOTAL EXPENSES	**$2,072**	**$3,216**	**$3,266**	**$3,431**	**$3,573**
CAPITAL PROGRAM					
Capital Expansion/Construction	$2,754	$3,593	$3,593	$3,097	$1,747
TOTAL CAPITAL PROGRAM	**$2,754**	**$3,593**	**$3,593**	**$3,097**	**$1,747**
DEBT SERVICE					
Financial Expenses	$0	$1	$1	$1	$1
Interest	200	323	309	372	389
Principal	793	981	858	1,746	1,590
Short Term Interfund Loan	9,933	3,105	3,105	-	2,000
TOTAL DEBT SERVICE	**$10,926**	**$4,410**	**$4,272**	**$2,118**	**$3,980**
TRANSFERS IN (OUT)					
Capital Contribution	$86	$1,228	$1,228	$1,270	$523
Debt Service	498	478	478	603	452
Operation Support	464	1,530	1,555	1,667	2,002
Water Connection	4	68	68	69	66
TOTAL INTERFUND TRANSFERS IN (OUT)	**$1,052**	**$3,305**	**$3,330**	**$3,608**	**$3,043**
FUND BALANCE					
Net Increase (Decrease)	($11,675)	$781	$756	($1,259)	($211)
Beginning Fund Balance July 01	17,804	5,493	6,128	6,274	6,458
ENDING FUND BALANCE AT JUNE 30*	**$6,128**	**$6,274**	**$6,884**	**$5,015**	**$6,247**
RESERVE BALANCE SUMMARY					
Operating Contingencies	$691	$1,072	$1,089	$1,144	$1,191
Capital Expansion / Construction	4,271	3,084	3,677	1,836	3,020
Debt Service & Redemption	1,167	2,118	2,118	2,035	2,035
ENDING BALANCE AT JUNE 30	**$6,128**	**$6,274**	**$6,884**	**$5,015**	**$6,247**

** Numbers may not total due to rounding*

INLAND EMPIRE UTILITIES AGENCY
FISCAL YEAR 2026/27 MID-YEAR BUDGET
WATER RESOURCES FUND - SOURCES AND USES OF FUNDS (In Thousands)

	2024/25 ACTUAL	2025/26 ADOPTED BUDGET	2025/26 AMENDED BUDGET	2026/27 ADOPTED BUDGET	2026/27 AMENDED MID YEAR
REVENUES					
User Charges	$11,109	$11,807	$11,807	$12,049	$13,257
Contract Cost Reimbursement	18	248	248	248	248
Interest Revenue	1,463	295	295	240	310
Water Sales	31,764	57,312	57,312	65,556	62,784
TOTAL REVENUES	**$44,354**	**$69,662**	**$69,662**	**$78,093**	**$76,599**
OTHER FINANCING SOURCES					
Propety Tax - Debt and Capital	$3,279	$1,387	$1,387	$1,434	$1,434
Grants	1,299	2,835	2,835	2,835	2,825
Other Revenues	6	-	-	-	-
TOTAL OTHER FINANCING SOURCES	**$4,584**	**$4,222**	**$4,222**	**$4,269**	**$4,259**
EXPENSES					
Employment Expenses	$3,927	$4,869	$4,869	$5,343	$5,343
Contract Work/Special Projects	1,663	6,515	9,568	6,228	5,986
Operating Fees	5,350	5,861	5,861	5,920	7,153
Professional Fees and Services	641	405	460	457	532
Office and Administrative Expense	3	4	4	4	4
MWD Water Purchases	31,764	57,312	57,312	65,556	62,784
Other Expenses	535	645	644	704	693
TOTAL EXPENSES	**$43,884**	**$75,611**	**$78,718**	**$84,213**	**$82,495**
CAPITAL PROGRAM					
Capital Construction & Expansion	$6,467	$4,100	$5,799	$0	$2,100
TOTAL CAPITAL PROGRAM	**$6,467**	**$4,100**	**$5,799**	**$0**	**$2,100**
TRANSFERS IN (OUT)					
Water Connections	$325	$815	$815	$754	$621
Property Tax	-	(20,000)	(20,000)	-	-
TOTAL INTERFUND TRANSFERS IN (OUT)	**$325**	**($19,185)**	**($19,185)**	**$754**	**$621**
FUND BALANCE					
Net Increase (Decrease)	($1,088)	($25,012)	($29,818)	($1,096)	($3,116)
Beginning Fund Balance July 01	41,729	36,665	40,641	11,653	16,826
ENDING FUND BALANCE AT JUNE 30	**$40,641**	**$11,653**	**$10,823**	**$10,557**	**$13,710**
RESERVE BALANCE SUMMARY					
Capital / Operation Contingencies	$2,251	$4,063	$4,163	$3,102	$3,139
Water Resources Capital	38,390	7,590	6,660	7,455	10,571
ENDING BALANCE AT JUNE 30	**$40,641**	**$11,653**	**$10,823**	**$10,557**	**$13,710**

* Numbers may not total due to rounding



Inland Empire Utilities Agency
A MUNICIPAL WATER DISTRICT

Fiscal Year 2026/27 Non-Regional Programs Proposed Budget Amendment

Paula Hooven
Acting Treasurer

May 2026

2 Mid-Year Budget Review and Approval Timeline

Month	Budget Item	Regional Policy	IEUA Committee	IEUA Board	Regional Technical
March 2026 ***Information Item***	FY 2026/27 Regional Wastewater Program Budget Update			3/18/26	3/26/26
April 2026 ***Information Item***	FY 2026/27 Regional Wastewater Program Budget Update	4/2/26			
May 2026 ***Information Item***	FY 2026/27 Non-Regional Program Budget Update			5/13/26	
May 2026 ***Recommendation***	FY 2026/27 Regional Wastewater Program Budget Update				5/28/26
June 2026 ***Recommendation***	FY 2026/27 Regional Wastewater Program Budget Update and TYCIP* Adoption	6/4/26			
June 2026 ***Approval***	FY 2026/27 Consolidated Program Budget Update and TYCIP* Adoption		6/10/26	6/17/26	

**Ten-Year Capital Improvement Plan*

3 Timeline of FY 2026/27 Budget Amendment and Fund Structure

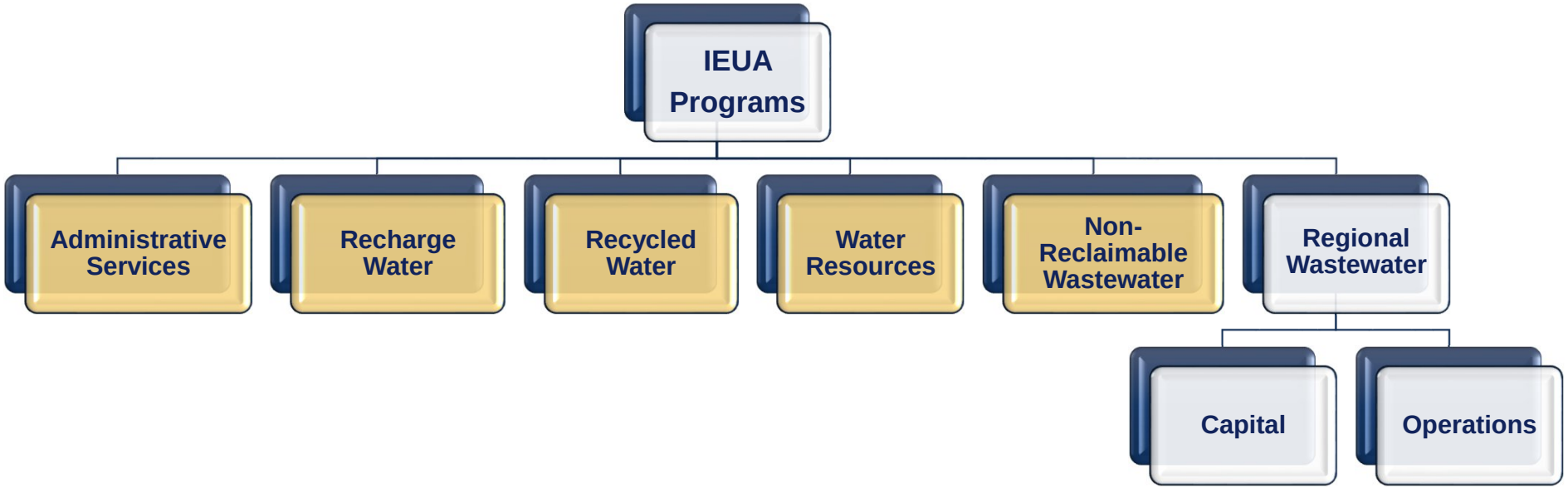

4 FY 2026/27 Proposed Mid-Year Budget Amendment: Summary

- $3.9 million decrease in Sources of Funds primarily due to a projected reduction in MWD water sales and interfund transfers
- $1.9 million increase in Uses of Funds primarily due to a projected increase in operating fees and non-capital project costs
- Unrestricted reserves will be utilized to cover the projected decrease in fund balance

$ Millions	FY 2026/27 Adopted	FY 2026/27 Proposed	Amendment
Total Sources of Funds	$170.1	$166.2	($3.9)
Total Uses of Funds	($178.0)	($179.9)	($1.9)
Net Increase (Decrease) in Fund Balance	**($7.9)**	**($13.7)**	**($5.8)**

- No change to rates and fees as adopted in April 2025
- No change to the property tax allocation between programs

Fund	Recycled Water				Water Resources	
As of July 1	Recycled Direct Use/$Acre-Feet (AF)	Recycled Recharge/ $AF	Fixed Cost Recovery	One Water Connection Fee Meter Equivalent Unit (MEU)	MEU	Readiness To Serve (RTS) Recovery
FY 2025/26	$507	$715	$5.11M	$1,953	$1.17	100%
FY 2026/27	$552	$769	$5.26M	$1,953	$1.20	100%

5 FY 2026/27 Proposed Mid-Year Budget Amendment: Sources of Funds

$ Millions	FY 2026/27 Adopted	FY 2026/27 Proposed	Amendments
Total Sources of Funds	$170.1	$166.2	($3.9)

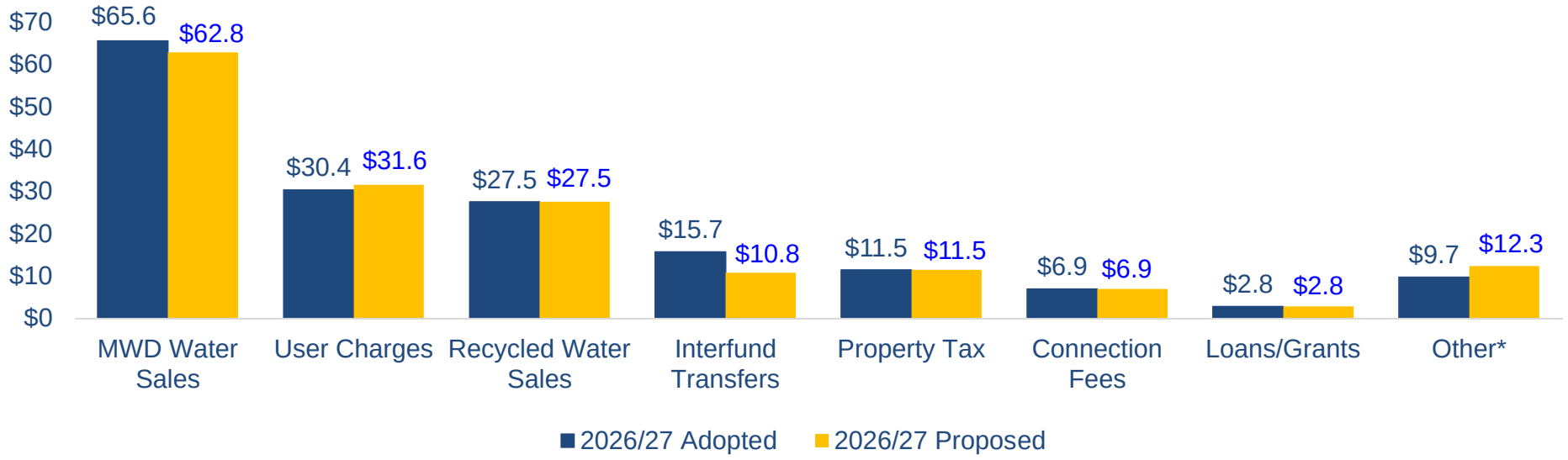

**Other includes cost reimbursements, interfund loan proceeds, interest, miscellaneous other revenues*

6 FY 2026/27 Proposed Mid-Year Budget Amendment: Uses of Funds

$ Millions	FY 2026/27 Adopted	FY 2026/27 Proposed	Amendments
Total Uses of Funds	$178.0	$179.9	($1.9)

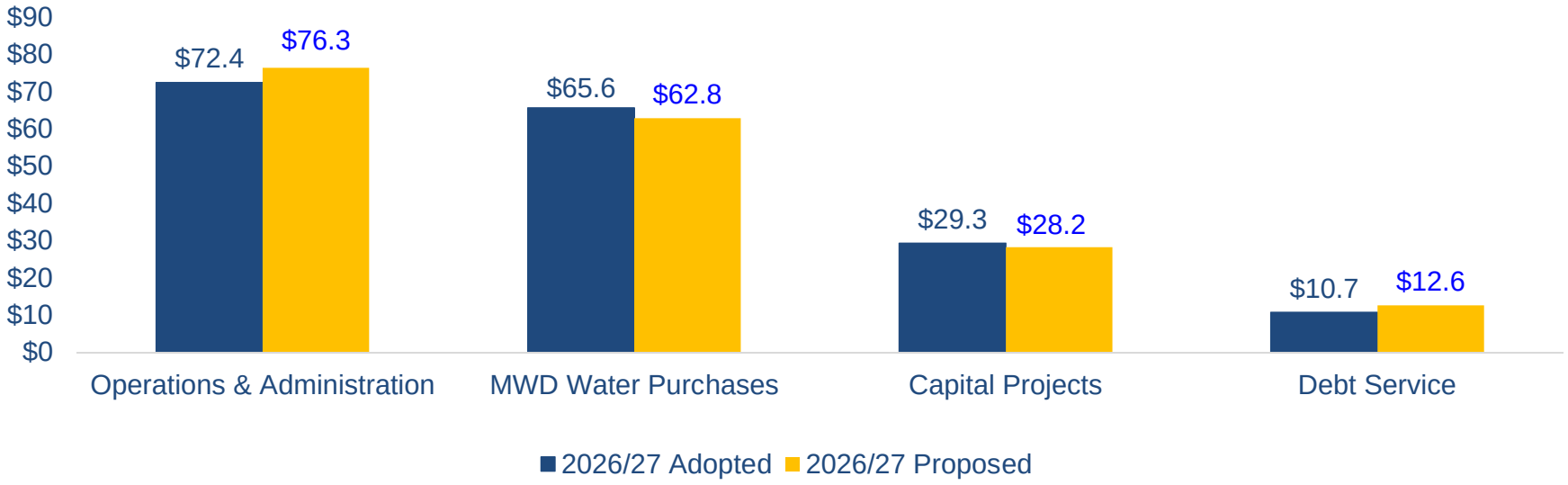

7 FY 2026/27 Proposed Mid-Year Budget Amendment: Review and Approval Timeline

Month	Non-Regional Programs Budget Item	IEUA Committee	IEUA Board
March 2026 Information Item	FY 2026/27 Regional Programs Budget Update	3/18/26	3/26/26
May 2026 *Information Item*	FY 2026/27 Non-Regional Programs Budget Update	---	5/13/26
June 2026 *Recommendation*	FY 2026/27 Consolidated Programs Budget Update and TYCIP Adoption	6/10/26	6/17/26

Questions?

@IEUAwater

ieua.org





Inland Empire Utilities Agency
A MUNICIPAL WATER DISTRICT

RP-5 Expansion Project Update May 2026

Project Nos. EN19001 and EN19006

Brian Wilson P.E., CCM
Principal Engineer

May 2026

2 RP-5: Project Status

Day 2,135 of 2,005 = 106%

Data Date: 5/20/2026

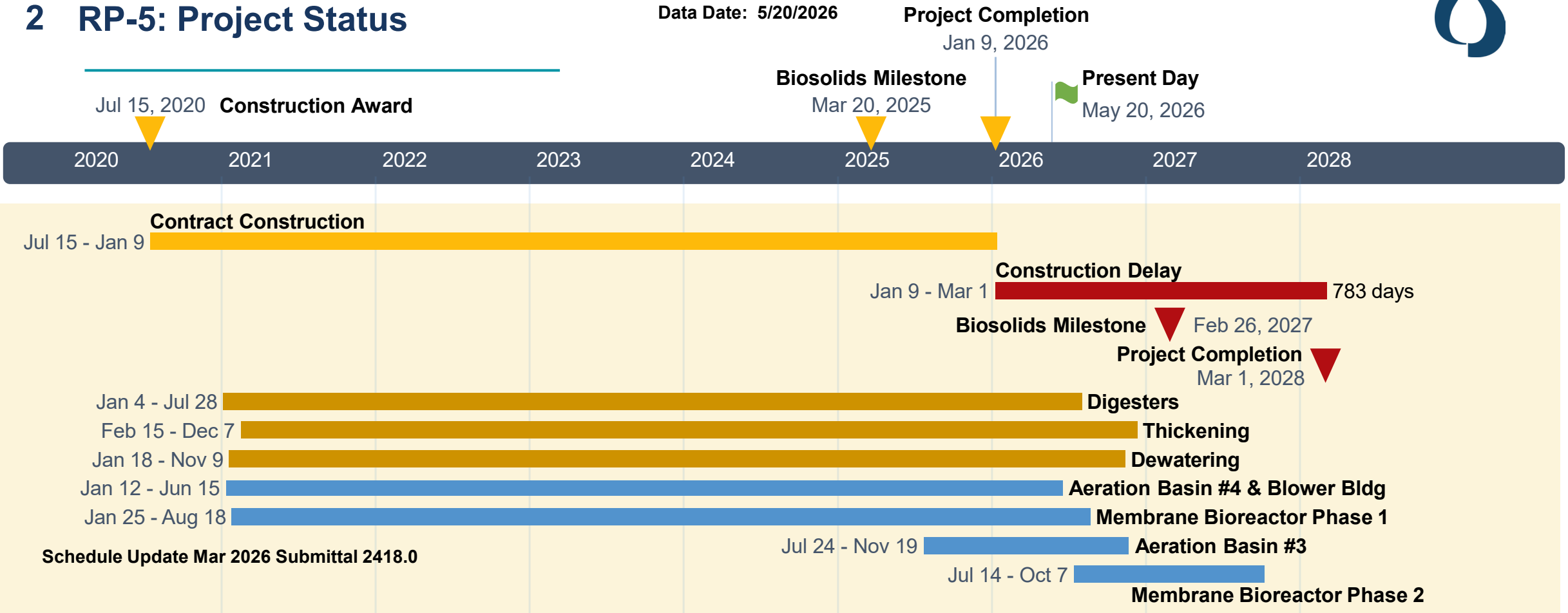

Role	Firm	Contract	This Month's Payment	Total Paid	% Complete
Contractor	WM Lyles	$341,942,458	$417,225	$297,947,018	86%
Designer	Parsons	$40,551,961	$135,774	$39,606,085	98%
Construction Management	Arcadis	$29,976,400	$310,425	$23,956,066	81%

3 Process Controls and Programming Update

Not Complete	☐
In Progress	🔄
Complete	✓

Start → Finish

System	Programming	Contractor Test	Factory Test	Install and Transition	Functional Test
Primary 1 (PRI 1)	✓	✓	✓	🔄	🔄
Primary 2 (PRI 2)	✓	✓	✓	🔄	🔄
Secondary (SEC)	✓	✓	✓	🔄	🔄
Tertiary (TER)	✓	✓	✓	☐	☐
Solids (SOL) 1	☐	☐	☐	☐	☐
SOL 2	☐	☐	☐	☐	☐
SOL 3	☐	☐	☐	☐	☐
SOL 4	☐	☐	☐	☐	☐
SOL 5/6	✓	✓	🔄	☐	☐
Vendor Systems					
MBR	✓	✓	✓	☐	☐
Boilers	☐	☐	☐	☐	☐
Polymer	☐	☐	☐	☐	☐

4 PRI 2 Transition – Influent Pump Station (IPS)

Pumps	Status
5 and 6 Over Amp Fault	Contractor Delay: • 2/3/26 1st failed • 2/24/26 WM Lyles testing • 3/2/26 WM Lyles testing • 3/18/26 Pump representative testing • 4/8/26 Manufacturer testing • 4/29/26 Issue not resolved
3 and 4	Delayed until Pump 5 and 6 issue resolved.
2	Delayed until Pump 5 and 6 issue resolved.

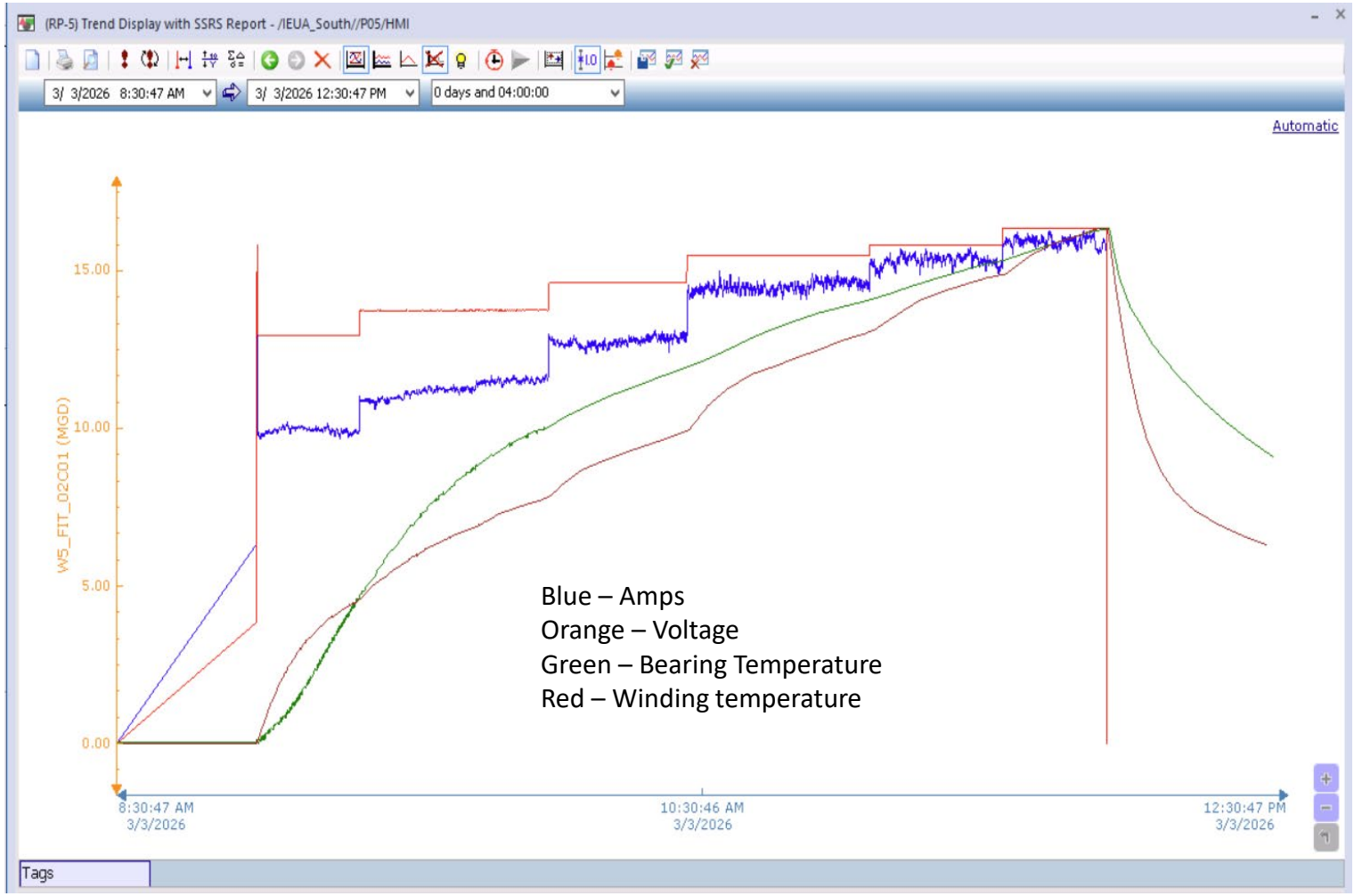

5 PRI 1 Grit System / Fine Screens System

System	Status
Fine Screens Facility	Commissioning: Started 4/14/26
Grit Removal System #2	Commissioning: Started 4/21/26

Commissioning:

- ✓ Manufacturer checkout
- ✓ Control of actual equipment
- ❑ Functional SCADA graphics
- ❑ Alarm verification
- ❑ Verify equipment performance



Commissioning of Fine Screens and Grit

6 SEC Transition – Blowers, Aeration Basin #4, and Mix Liquor Box

Item	Status
Manufacturer Checkout	2/16/26 to 3/11/26
New Blowers System Tuning	3/9/26 to 3/11/26
Dissolved Oxygen (DO) Probe issue	Contractor Delay: • 3/10/26 issue found • Month of April 9 + setting adjustments events.
Startup and Demolition of Duct Bank	Delayed until DO probe issue resolved



Mixed Liquor Box Excavation and Demolition

7 Headworks – Bar Screen and Washer Compactor Area

Equipment	Status
Bar Screen 1C	Online - February 2026
Bar Screen 1A	Scheduled – May 2026
Duct Bank Issue	Contractor Delay: • Installed in conflict with footings • Demolition started 4/27/26 • Replacement Complete 5/11/26
Bar Screen 1B Sluiceway Washer Compactors	Scheduled – July 2026



Headworks Building Work

Inland Empire Utilities Agency
A MUNICIPAL WATER DISTRICT

5A

Date: May 13, 2026

To: The Honorable Board of Directors **From:** Kevin Alexander, General Manager

Committee: No Committee Review

Staff Contact: Scott Lening, Acting Director of External & Government Affairs

Subject: Public Outreach and Communication (Written)

Executive Summary:

In April, IEUA staff advanced a broad range of communications, outreach, education, and engagement efforts supporting Agency priorities, strategic initiatives, and community awareness. Activities included hosting the 17th annual Earth Day celebration, continued development of the Advanced Water Purification Facility educational components, digital recruitment and water-efficiency campaigns, strategic planning for major upcoming events, sustained government and partner outreach, expanded education programming, and ongoing advertising and social media efforts with steady engagement across platforms.

Key highlights include:

- **Media and digital outreach:** Agency recruitment social campaign; continued Chino Basin Program outreach; and Turnkey Turf Transformation Program rollout.
- **Strategic engagement and events:** Earth Day celebration and Inspection Tour preparation.
- **Advertising and marketing:** Earth Day ads and billboards placed in regional publications/locations.
- **Social media performance:** Consistent posting across IEUA and Chino Creek Wetlands channels with strong engagement and public-interest indicators.
- **Facility tours and education:** 113 tour participants; 250 Discover the Environment and Water field-trip students served; new career-focused curriculum development; and student-art program facilitation.
- **Local and regional outreach:** Continued coordination with regulators, member agencies, utilities, and legislative partners.
- **Staff professional engagement:** Participation in various industry conferences and meetings, regional chambers, and events.

Budget Impact *Budgeted (Y/N):* N *Amendment (Y/N):* N *Amount for Requested Approval*

Regional Sewerage *Technical Committee (Y/N):* N

Policy Committee (Y/N): N

Aligns with Strategic Goal:

Goals 2 and 4. Public and Environmental Health: Operate in a safe and responsible manner to support the health and environmental sustainability of our communities. Culture of Excellence: Foster an organizational environment where safe operations, continuous innovation, positive community

engagement, and exceptional performance are consistently pursued and celebrated.

Attachments:

Attachment 1 - Background

Background

Subject: Public Outreach and Communication

May Activities:

- May: Military Appreciation Month
- May: Water Awareness Month
    - Fats, Oils, and Greases (FOG) lid giveaway to be hosted throughout the month in collaboration with partner agencies
- April 1 – May 31: Western Water 2026 Inland Empire Landscape Contest
- April 27 – May 26: Being water-wise is... Traveling Art Gallery 2026 in Headquarters Building A front lobby
- May 3-9: International Compost Awareness Week
    - Compost giveaway May 5 | 9 AM – 3 PM in Headquarters Building A parking lot
- May 7: IEUA Inspection Tour | 8 AM – 3 PM
- May 25: Memorial Day | IEUA Offices Closed

Media and Outreach
General

- Staff is working with the Jacobs team to create Chino Basin Program (CBP) outreach materials and communication strategies for ongoing stakeholder engagement. This includes the following:
    - CBP Website Updates
    - CBP Quarterly Newsletter
    - Editing for digital story map
    - Preliminary concepts for outreach and education for the full-scale Advanced Water Purification Facility (AWPF) and Demonstration Facility
    - Demonstration Facility construction update video
    - Planning for publicizing the construction commencement of the Advanced Water Purification Demonstration Facility (AWPDF)
    - CBP messaging integrated into IEUAwater social media platforms
- Staff is developing the scope of work for the Agency's Fiscal Year 2026/27 website redesign to enhance public access to IEUA information, programs, and services.
- Staff continues to evaluate IEUA's website navigation and content to align with the Agency's Strategic Plan and updated Americans with Disabilities Act (ADA) requirements (ADA updates required by April 2028).

Digital Media and Content Creation

- Staff is working with the Human Resources (HR) Department to initiate the new Agency Recruitment social campaign. External Affairs (EA) staff is working closely with HR's Recruitment team to execute a campaign that highlights Agency benefits, roles, and flexible work schedules. Staff also introduced new materials that highlight IEUA's presence at local Career and Job Fairs, ranging from social media flyers to videos showcasing HR staff at tabling events.
- Staff continues to work on the Turnkey Turf Transformation (T3) Program public relations campaign, focusing on contractor coordination, project timelines, and outreach strategies. The T3 Program website is live at https://www.ieua.org/turnkeyturf/.
    - Staff shared a communication toolkit for project partners and contractors to utilize for any promotion on the program.
    - Staff is working on new outreach and promotional materials as necessary.
    - Staff issued a press release to highlight the construction commencement in the IEUA service area.
    - Staff has shared updates on social media including:
        - Upper San Gabriel Valley Municipal Water District (Instagram post)
        - Monte Vista Water District
        - City of Chino (Instagram post featuring article in Champion Newspapers)
        - City of Port Hueneme
- Staff is working with Western Water to begin promotion of their 2026 Inland Empire Landscape Contest.
- Staff celebrated Special Districts Week with a post highlighting IEUA staff.
- Staff shared a news release and social media post on the appointment of Kevin Alexander to General Manager. An e-blast was also sent to approximately 1,500 contacts.

Strategic Engagement and Events

- Staff hosted the 2026 Earth Day celebration with city of Chino staff. The two-day Earth Day celebration took place on April 22 (Student Day) and April 23 (Community Day) welcoming 850 students, educators, and chaperones on Student Day and 1,300 community members on Community Day.
    - Throughout the planning period, staff continued to monitor and update the Earth Day webpage, which served as a central information hub for the two-day celebration. The page included a Frequently Asked Questions (FAQ) section covering parking, attendance, countdown, event map, and other key details, along with Student Day enrollment form.
    - Staff created a four-month social media Earth Day outreach plan, including stories and a social media video series to build excitement amongst followers. The "Save the Date" video series launched in early February and a three-part "Everything You Need to Know About Earth Day in 60 Seconds" series launched mid-February and concluded mid-April.

- Earth Day billboard ads ran on the 60, 10, and 15 freeways from March 26 through April 23, with 6,989,421.98 total impressions.
- Staff designed a street banner to advertise the Earth Day Community Day event. The banner was showcased in Chino from April 13 through April 23 to increase event visibility amongst community members.
- Staff successfully enrolled over 850 students, educators, and chaperones using the new Earth Day Student Day Enrollment platform on Smartsheet to reduce administrative workload and streamline scheduling and communication between educators and staff.
- Staff coordinated over 30 Scouts earning their Water Fun Badge during the Community Day celebration. This badge encourages commitment to environmental stewardship and water use efficiency.

- Staff is coordinating with internal departments to prepare for an Inspection Tour on May 7 which will provide stakeholders and members of the public with a guided, multi-facility overview of IEUA's infrastructure, programs, and regional services.

Water Supply Awareness Efforts

- Staff continues to share FOG and wipes messaging through social media platforms as a continuation of the #BeSewerSmart campaign.

Advertising/Marketing

- An Earth Day event ad ran in *IE Magazine's* April edition.
- Earth Day event banner ads ran in *La Opinion* from April 9-23.
- An Earth Day event ad ran in *Champion Newspapers* on April 11.
- An Earth Day event ad ran with *Southern California News Group* on April 12.
- An Earth Day event email blast was sent through *Civic Publications* on April 16 to 50,000 readers, with a 19.17% open rate and 2.28% click through rate.
- An Earth Day event ad was shared in *La Opinion* on April 17.
- A half page Earth Day ad was shared through *Daily Bulletin, San Bernardino Sun,* and *Press Enterprise* on April 19.

Social Outreach and Analytics

The table below represents the analytics for the @IEUAWater social media accounts.

Platform	Total Posts	Top Posts (Date & Title)	Engagement %
Facebook	*24 posts* *13 Stories*	4/9 – Special District's Week	14.42%
		4/9 – Earth Day Promotion Reel	8.96%
		4/22 – IEUA Hiring Post	8.57%
X (Twitter)	*12 posts*	4/9 – Special Districts Week	31.25%
		4/23 - Earth Day Promotion Reel	8%
		4/7 - Western Water 2026 Inland Empire Landscape Contest	6.67%

Instagram	*24 posts* *13 Stories*	4/15 – News Release: Kevin Alexander Appointed as IEUA General Manager	10.79%
		4/6 – Spring Gardening Season	9.09%
		4/9 – Earth Day Promotion Reel	9.08%
LinkedIn	*10 posts*	4/15 – News Release: Kevin Alexander Appointed as IEUA General Manager	22.08 %
		4/14 – IEUA Planting Ceremony	15.36%
		4/2 – IEUA Hiring Post	9.7%

The table below represents the analytics for the @chinocreekwetlands social media accounts. This account made a total of six posts shared on both Instagram and Facebook.

Platform	Total Posts	Top Posts (Date & Title)	Engagement %
Facebook	*13 posts* *10 Stories*	4/20 – Earth Day Promotion Reel	12.5%
		3/31 – Nesting Season	8.11%
		4/9 – Discover the Environment and Water (DEW) Countdown Promo	2.29%
Instagram	*3 Posts*	4/20 – Earth Day Promotion Reel	6.1%
		4/23 – Earth Day Promotion Reel	5.69%
		4/9 – DEW Countdown Promo	5.31%

- For the month of April, there were 8,473 searches for a park in IEUA's service area on Yelp, and the Chino Creek Wetlands and Educational Park was viewed 552 times.

Facility Tours Completed (April)				
Date	**Organization**	**Facility**	**Purpose**	**Attendance**
4/2	Cal Poly Pomona (CPP) Institute of Industrial and Systems Engineers	RP-5	CPP students interested in careers at IEUA	15
4/6	CPP students- Chemical Engineers	RP-4	CPP chemical engineering students interested in careers	32
4/14	American Water Works Association (AWWA) CA-Nevada Section	RP-4	Repeat technical tour to achieve their cross-connection certification	30
4/16	Community Member	RP-4	Monthly holding tour for individual requests looking for a general informational tour	1

4/23	CPP students-Landscape Architecture	Chino Creek Wetlands and Educational Park	CPP students with their professor learning about CA native plants	35
Total Participants				**113**

Education Updates

- Staff is developing a new activity for field trip participants focusing on grades 9-12 to bring awareness to jobs in water. The activity will consist of a presentation, a Realistic, Investigative, Artistic, Social, Enterprising, and Conventional (RIASEC) test and a presentation on various careers at IEUA.
- Staff is collaborating with HR to develop a permanent Career Talk session for all DEW field trip participants in grades 9-12.
- Staff is writing, filming, and producing a virtual Chino Creek Wetlands and Educational Park tour for K-12 students.
- Staff is coordinating with Metropolitan Water District of Southern California team to bring Traveling Art Gallery visitation dates for May.
- Staff is coordinating with educators and school administrators to complete an outreach roadshow to the following winning schools for the 2026/27 Water is Life Poster Contest based on the school's availability:
    - Legacy Academy
    - Liberty Elementary
    - Walnut Avenue Elementary School
    - Scholarship Prep Upland
    - Upland High School

DEW Field Trips Completed (April)			
Date	**School**	**Grade**	**Attendance**
4/1	CJ Morris Elementary	Kindergarten	20
4/2	Induction Academy	K-6th	44
4/7	Newman Elementary	1st	36
4/8	Newman Elementary	4th	55
4/9	Vejar Elementary	5th	45
4/30	Philistine Rondo School of Discovery	1st	50
Total Participants			**250**

Local Engagement and Outreach Consultant Updates

- Outreach to South Coast Air Quality Management District (SCAQMD) Governing Board members and staff regarding outstanding permit applications related to RP-5 construction.
- Outreach to SoCal Gas representatives regarding RP-5 Expansion Project.
- Met with General Manager to discuss Agency priorities.
- Met with Board members Tule and Camacho to discuss potential 2026 initiatives and projects.
- Attended Hispanic Coalition of Small Businesses event with IEUA representatives.
- Dialogue with various member agency Council/Board members.
- Tracking member agency meeting agendas.

IEUA Staff Engagement in Agencywide Memberships

Date	Organization	Staff Participant(s)	Topic/Activity
4/6-4/8	American Water Works Association (AWWA)	Alexander Lopez	Rate-Setting Essentials - Seminar
4/7-4/10	California Water Environment Association (CWEA)	Lucia Diaz (Board Director), Ed Makowski (Collections Chair), Charles Grady, Sushmitha Reddy (Board Director), Steven Smith, Richard Selio, Twan Nguyen	CWEA's 2026 Annual Conference
4/14	Chino Valley Chamber of Commerce	Kevin Alexander, Lisa Dye	City of Chino State of the City
4/16	Rancho Cucamonga Chamber of Commerce	Denise Garzaro, Ashley Womack, Scott Lening, Randy Lee	City of Rancho Cucamonga State of the City

Inland Empire Utilities Agency, a Municipal Water District Federal Update

April 29, 2026

Federal Appropriations Update

The partial government shutdown affecting the Department of Homeland Security (DHS) remains unresolved with no clear path to a deal in the near term. Following the House's rejection of a Senate-passed bill to provide Fiscal Year 2026 funding for all of DHS except Immigration and Customs Enforcement (ICE) and Customs and Border Protection (CBP) in late March, Speaker Johnson and Senate Majority Leader Thune announced a two-track strategy to fund DHS on April 1: the Senate-passed bill paired with a budget reconciliation measure providing approximately $70 billion in multi-year funding for ICE and CBP. However, this strategy has since stalled. While the Senate passed a budget resolution (S. Con. Res. 33) to provide instructions to draft a bill to provide multi-year funding for ICE and CBP, this measure has run into resistance from some House Republicans, who have argued the reconciliation vehicle should be used more broadly to address other priorities. Speaker Johnson has also indicated he will not bring the FY26 bill to fund most of DHS to the House floor until funding for ICE and CBP is secured. The House Rules Committee voted 9-4 on April 28 to advance a rule allowing floor consideration of the budget resolution, but with a 218-212 majority, Speaker Johnson can afford to lose no more than two Republican votes on the procedural measure.

On April 3, President Trump released his FY27 budget request, proposing $1.5 trillion in defense spending—the largest year-to-year increase since World War II—paired with a 10 percent cut to non-defense discretionary spending. While the request is not binding, the President's budget request traditionally signals the start of the annual appropriations process. The House Appropriations Committee has released its markup schedule, with subcommittee and full committee markups running from mid-April through late June.

FY27 Appropriations Bill	House Subcommittee Allocation (in Billions)	House Subcommittee Markup Date	House Full Committee Markup Date
Agriculture-Rural Development-FDA	$26.27	Passed on April 23 by a 10-7 vote	April 29
Commerce-Justice-Science	$77.341	April 30	May 13
Defense		June 11	June 24
Energy-Water Development		May 15	May 20

Financial Services-General Government	$25.298	Passed on April 17 by a 9-6 vote	Passed on April 22 by a 34-28 vote
Homeland Security		June 5	June 10
Interior-Environment		May 21	June 3
Labor-HHS-Education		June 5	June 9
Legislative Branch	$7.3	April 30	May 13
Military Construction-VA	$157	Passed on April 17 by a voice vote	Passed on April 21 by a 58-0 vote
National Security-State	$47.32	Passed on April 23 by an 8-5 vote	Passed on April 28 by a 35-27 vote
Transportation-HUD		May 21	June 4

House Members Resignation

On April 14, Representatives Eric Swalwell (D-CA) and Tony Gonzales (R-TX) resigned their seats due to misconduct allegations. One week later, Representative Sheila Cherfilus-McCormick (D-FL), resigned her seat from Congress prior to the House Ethics Committee announcement of recommendations for sanctions.

LEGISLATIVE ACTIVITY

House Passes Bill to Narrow EPA Role in Environmental Reviews. On April 16, the House passed the *Reducing and Eliminating Duplicative Environmental Regulations (RED Tape) Act* (**H.R. 6398**) by a 222-205 vote. The bill would amend Section 309 of the Clean Air Act to eliminate EPA's requirement to conduct a secondary review of environmental impact statements already completed by the responsible federal agency under NEPA. The bill's proponents argue that EPA's review role is duplicative given agencies' existing obligation to prepare their own environmental impact statements, particularly in light of a May 2025 Supreme Court decision affirming agencies' broad latitude in conducting environmental reviews. The bill now heads to the Senate, where it has been referred to the Committee on Environment and Public Works.

House Advances Rule to Consider Farm Bill. On April 28, the House Rules Committee voted 9-4 to advance a rule that would allow floor consideration of the *Farm, Food, and National Security Act of 2026* (**H.R. 7567**). The bill would reauthorize federal agriculture, nutrition, conservation, rural development, forestry, energy, and crop insurance programs through Fiscal Year 2031. The rule also includes a year-round E15 sales bill, which will be packaged with the Farm Bill and sent to the Senate as a combined measure. The full House would also vote on an amendment by Reps. Anna Paulina Luna (R-FL) and Eli Crane (R-AZ) to strike a provision that would establish a uniform national pesticide label, preempting state and local regulations imposing stricter labeling standards and shielding pesticide manufacturers from related state-law liability claims. The Senate Agriculture Committee has not yet introduced its own version of the legislation, and the 2018 Farm Bill is slated to expire September 30, 2026.

House Committee Advances WIOA Reauthorization Bill. On April 6, House Education and Workforce Committee Chairman Tim Walberg (R-MI) introduced the *A Stronger Workforce for*

America Act (**H.R. 8210**), which would reauthorize and update the *Workforce Innovation and Opportunity Act* (WIOA). Key provisions include dedicating 50 percent of adult and dislocated worker funding toward upskilling through individual training accounts, on-the-job learning, and employer-led initiatives; moving adult education programs to the Department of Labor to better connect them with apprenticeships and employer-led training; strengthening the law's accountability system for states and local workforce boards; raising the cap on incumbent worker training; and codifying a program to help individuals released from prison transition to employment. On April 21, the House Education and Workforce Committee voted 19-14 to advance the bill to the full House.

House Postpones Vote on Endangered Species Act Overhaul. The House postponed a scheduled April 22 floor vote on the *ESA Amendments Act of 2025* (**H.R. 1897**), which would modify the listing process for endangered and threatened species to expedite recovery timelines. House Majority Leader Steve Scalise indicated the House Republican Conference is working to address outstanding concerns and is aiming to reschedule the vote.

House Members Reintroduce Water Access and Affordability Act. On April 13, Representatives Rashida Tlaib (D-MI) and Debbie Dingell (D-MI) reintroduced the *Water Access and Affordability Act* (**H.R. 8254**), which would establish a Low-Income Drinking Water Assistance Program within EPA to provide financial assistance to low-income households, technical assistance to community water systems, and data collection and reporting. Key provisions include automatic enrollment for households in other income-qualified assistance programs, a prohibition on water service disconnections for program participants, debt relief, and water efficiency assistance. The bill would authorize $20 billion annually for fiscal years 2027 through 2037.

Bipartisan Federal Permitting Reform Bill Introduced in House. On April 15, Representatives Scott Peters (D-CA), Gabe Evans (R-CO), Gabe Vasquez (D-NM), Andrew Garbarino (R-NY), Adam Gray (D-CA), Juan Ciscomani (R-AZ), Chrissy Houlahan (D-PA), and Jen Kiggans (R-VA) introduced the *Create Expedited Reviews to Transform American Infrastructure Now (CERTAIN) Act* (**H.R. 8308**). The bill would establish enforceable timelines and milestones for federal permitting decisions, require stronger interagency coordination to eliminate redundant reviews, and protect lawfully issued permits from arbitrary revocation or suspension. Key provisions include firm deadlines for agency action on both routine and complex authorizations, a rebuttable presumption of unreasonable delay when agencies miss deadlines, dispute mediation through the Council on Environmental Quality, and a requirement for a single coordinated final agency action document for projects requiring multiple federal approvals. The bill also includes provisions aimed at addressing staffing constraints at permitting agencies. The bill has been referred to the House Committees on Natural Resources, Transportation and Infrastructure, and Energy and Commerce for further consideration.

FEDERAL AGENCY ACTIONS AND PERSONNEL CHANGES

Army Corps Releases FY26 Work Plan. On April 7, the U.S. Army Corps of Engineers released its **Fiscal Year 2026 Civil Works Work Plan**, providing project-level detail on how the agency will allocate civil works funding appropriated under the Energy and Water

Development Appropriations Acts, 2026, signed into law by President Trump on January 23. The Work Plan includes a new format that separately displays district salaries and expenses, a presentation the agency describes as for illustrative purposes and consistent with the administration's broader emphasis on cost transparency. It allocates $150.4 million for Investigations, $3.17 billion for Construction, $6.01 billion for Operation & Maintenance, and $531.6 million for Mississippi River and Tributaries.

CEQ Issues Guidance on Categorical Exclusions Under NEPA. On April 9, the Council on Environmental Quality (CEQ) issued **guidance** for federal departments and agencies on how to establish, revise, adopt, and apply categorical exclusions (CEs) under the *National Environmental Policy Ac*t (NEPA). CEs allow agencies to fulfill their NEPA obligations in a streamlined manner for categories of actions that normally do not have significant environmental effects, without preparing a full environmental assessment or environmental impact statement. The guidance reflects amendments to NEPA made by the *Fiscal Responsibility Act of 2023* and CEQ's recent repeal of its NEPA implementing regulations. CEQ described the guidance as promoting a "CE-first" approach intended to reduce permitting burdens on infrastructure projects. The guidance complements two previously released CEQ technology tools: the Categorical Exclusion Explorer, a searchable online database of existing CEs across federal agencies, and CE Works, a platform that digitizes the CE application process.

DHS Rescinds Secretary-Level Contract Approval Policy. Secretary of Homeland Security Markwayne Mullin has rescinded a policy instituted by former Secretary Kristi Noem requiring the Secretary to personally approve all contracts and grants exceeding $100,000. The policy had drawn criticism from both parties, with a Senate Homeland Security and Governmental Affairs Committee investigation finding that it affected more than 1,000 contracts, grants, or awards in just three months and created significant bureaucratic delays. DHS stated that rescinding the policy will streamline the contracting process and empower component agencies to carry out their missions. The prior threshold for Secretary-level contract approval had been $25 million under previous administrations.

DOJ Extends ADA Web Accessibility Compliance Deadlines for State and Local Governments. On April 20, the Department of Justice published an **interim final rule** (IFR) extending by one year the compliance deadlines for state and local governments under its April 2024 final rule establishing web content and mobile application accessibility standards under Title II of the *Americans with Disabilities Act*. The extended deadlines are April 26, 2027, for state and local governments with populations of 50,000 or more, and April 26, 2028, for local governments with populations below 50,000 and special district governments. DOJ cited overestimated technological capabilities, staffing and resource constraints, and concerns about litigation risk as justification for the extension. The IFR takes effect immediately but includes a 60-day public comment period closing June 22, 2026. DOJ indicated it plans to pursue a future notice-and-comment rulemaking to reassess the substantive requirements of the 2024 rule.

EPA and Federal Agencies Issue Cybersecurity Advisory for Water Sector. On April 7, the Environmental Protection Agency (EPA), the Federal Bureau of Investigation, the Cybersecurity and Infrastructure Security Agency (CISA), and the National Security Agency

(NSA) issued a **joint advisory** warning U.S. water and wastewater systems of an urgent and ongoing cybersecurity threat from Iranian-affiliated cyber actors. The advisory reports that U.S. organizations have experienced exploitation and disruption of operational technology at drinking water and wastewater systems, including configuration wiping, software-based mechanical sensor tampering, and disruption of human machine interfaces. EPA encouraged water systems to consult available cybersecurity resources and to report suspicious activity to the FBI's Internet Crime Complaint Center or to CISA's Incident Reporting System.

EPA Releases WIFIA Annual Report. EPA has released its 2025 **annual report** for the Water Infrastructure Finance and Innovation Act (WIFIA) program. In 2025, EPA closed $900 million in WIFIA loans supporting $1.8 billion in water infrastructure projects, made 333 disbursements totaling nearly $3.7 billion to borrowers for completed work, and received 30 letters of interest from communities across 12 states representing requests for over $6 billion in WIFIA financing. Since the program's inception, EPA has closed 147 loans supporting $49 billion in total water infrastructure investment, provided $22 billion in total WIFIA financing, and disbursed $12 billion to borrowers for eligible project costs across 30 states, creating an estimated 165,000 jobs and generating $7.5 billion in savings for borrowers and ratepayers.

EPA Launches PFAS OUT Initiative. On April 14, EPA announced the PFAS OUTreach (PFAS OUT) **initiative**, an outreach effort to help drinking water systems reduce exposure to PFOA and PFOS ahead of federal regulatory compliance deadlines. The initiative aims to directly engage approximately 3,000 drinking water systems nationwide that have known PFOA and PFOS challenges, providing location-specific information on available funding and technical assistance, including through EPA's RealWaterTA program.

EPA Releases Draft Sixth Contaminant Candidate List. On April 2, EPA released the **draft Sixth Contaminant Candidate List** (CCL 6), a tool under the *Safe Drinking Water Act* that drives research, funding, and future regulatory decisions on emerging threats in public water systems. For the first time, EPA has designated microplastics and pharmaceuticals as priority contaminant groups. The draft CCL 6 also includes per- and polyfluoroalkyl substances (PFAS), disinfection byproducts, 75 chemicals, and nine microbes. Alongside the CCL 6, EPA released human health benchmarks for 374 pharmaceuticals to help states, Tribes, and local water systems assess risk from pharmaceutical contamination. Comments are due June 5, 2026. EPA expects to finalize the list by November 17, 2026.

EPA Administrator Names Booeshaghi to Lead Office of Applied Science and Environmental Solutions. On April 20, EPA Administrator Zeldin **named** Teresa Booeshaghi as Associate Administrator of the Office of Applied Science and Environmental Solutions, which coordinates EPA's science enterprise and provides technical assistance to state and local partners. Booeshaghi previously served as Deputy Assistant Administrator for Policy in EPA's Office of Land and Emergency Management.

EPA Reconstitutes Science Advisory Board. On April 17, EPA Administrator Lee Zeldin **announced** the selection of 36 members and a chair to reconstitute the EPA Science Advisory Board (SAB), which provides independent scientific and technical advice to the Administrator on matters underlying the agency's major policies and actions. Members were drawn from

universities, state environmental agencies, and private sector scientific and engineering firms. The SAB was established in 1978 under the *Environmental Research, Development and Demonstration Authorization Act*.

EPA Recognizes Excellence in State Revolving Fund Projects. On April 8, EPA **recognized** 48 water infrastructure projects for excellence and innovation at the 2026 Council of Infrastructure Financing Authorities Summit on Water Infrastructure. Projects were recognized through two programs: the AQUARIUS program, which celebrated 22 drinking water projects financed in part by the Drinking Water State Revolving Fund, and the George F. Ames PISCES program, which recognized 26 wastewater and stormwater projects financed through the Clean Water State Revolving Fund. EPA also recognized three state SRF programs through a new State Excellence Recognition Program, with awards going to the Ohio EPA, Oklahoma Water Resources Board, and Indiana Finance Authority.

HHS Launches $144 Million Microplastics Research Program. On April 2, the Advanced Research Projects Agency for Health (ARPA-H) **announced** the Systematic Targeting Of MicroPlastics (STOMP) program, a $144 million initiative to develop tools for measuring, researching, and removing microplastics and nanoplastics in the human body. The program will proceed in two phases: the first focused on developing gold-standard measurement methods and a risk stratification mechanism ranking plastic materials by biological harm, with the CDC serving as an independent validator; the second focused on developing interventions to remove microplastics from the body. ARPA-H indicated that technologies developed under the program are intended to be fast, affordable, and broadly available, with a particular focus on vulnerable populations including pregnant women, children, and patients with chronic disease.

USDA Reorganizes Research Mission Area; Announces Staff Relocations. On April 23, the Department of Agriculture (USDA) announced a **reorganization** of its Research, Education, and Economics Mission Area, including the relocation of staff from the Washington, D.C. area and the gradual decommissioning of the Beltsville Agricultural Research Center in Maryland. Staff at the Economic Research Service and National Institute of Food and Agriculture will be relocated to Kansas City, Missouri, and National Agricultural Statistics Service (NASS) positions will move to St. Louis or other NASS offices. USDA did not specify how many positions will be affected or estimate upfront relocation costs.

USGS Launches National Water Availability Assessment Tool. The U.S. Geological Survey (USGS) has **announced** the National Water Availability Assessment Data Companion, a new tool that allows water planners, businesses, and decision-makers to assess current and future water availability across approximately 80,000 watersheds nationwide. The tool integrates stream monitoring data, satellite observations, and climate modeling to provide detailed information on water supply and demand at the local level. According to USGS, approximately 8 percent of the U.S. population lives in areas where water demand consistently nears or exceeds naturally available supplies. USGS also found that 42 percent of the Mississippi Embayment faces demand nearing or exceeding natural supply due to intensive rice and cotton irrigation, while the Central and Southern High Plains, including parts of Kansas, Nebraska, Oklahoma, and Texas, face stress from limited precipitation and high irrigation demand.

Acronym List

AB	Assembly Bill
ACF	Advanced Clean Fleets
ACWA	Association of California Water Agencies
BRIC	Building Resilient Infrastructure and Communities
CARB	California Air Resources Board
CASA	California Association of Sanitation Agencies
CEC	California Energy Commission
CEQA	California Environmental Quality Act
CMUA	California Municipal Utilities Association
CSDA	California Special Districts Association
CVP	Central Valley Project
DOE	Department of Energy
DOJ	Department of Justice
DWR	Department of Water Resources
EPA	Environmental Protection Agency
FEMA	Federal Emergency Management Agency
FDA	United States Food and Drug Administration
HHS	Health and Human Services
HUD	Housing and Urban Development
IRWD	Irvine Ranch Water District
LAO	Legislative Analyst's Office
LNG	Liquefied Natural Gas
MilCon	Military Construction
MWD	Municipal Water District / Metropolitan Water District of Southern California
NOFO	Notice of Funding Opportunity
OIG	Office of Inspector General
OMB	Office of Management and Budget
POTW	Publicly Owned Treatment Works
PSPS	Public Safety Power Shutoff
SB	Senate Bill
SCE	Southern California Edison

Acronym List

SWC	State Water Contractors
SWRCB	State Water Resources Control Board
VA	Veterans Affairs

West Coast Advisors
Strategic Public Affairs

April 29, 2026

To: Inland Empire Utilities Agency

From: Michael Boccadoro
Beth Olhasso

RE: April Report

Overview:
California's 2026 water year has been marked by a dramatic collapse and partial rebound in the Sierra Nevada snowpack. March's record warmth rapidly erased much of the seasonal accumulation, driving statewide snowpack down to roughly 18% of average by early April and leaving the Northern Sierra at just 9% of normal. In early April, several stations recorded little to no measurable snow remaining. A series of late-season atmospheric river storms in April briefly restored snow at higher elevations and improved short-term runoff conditions, but the hydrologic benefit was limited because the seasonal snowpack base had already been lost. Despite weak snowpack conditions, major reservoirs remain relatively strong, with San Luis at 103% of average, Lake Oroville at 122%, and Lake Shasta at 108%, underscoring the disconnect between surface storage and declining snowpack reliability.

The Delta Stewardship Council has upheld most of the Department of Water Resources' certification for the Delta Conveyance Project (DCP) while requiring targeted revisions before final approval. The Council rejected the majority of appeals but issued a limited remand focused on unresolved issues. Supporters view the ruling as a strong validation of the project's legal and technical foundation, while opponents continue to raise concerns about ecological, cultural, and Delta community impacts.

The 2026–27 Clean Water State Revolving Fund Intended Use Plan includes conditional awards for IEUA totaling $30 million across two projects: the Rialto Interconnection and Phase 1 of the Advanced Water Purification Facility. These awards, supported by Proposition 4's $386.5 million allocation for water recycling, represent initial funding commitments rather than final agreements.

California's water infrastructure is facing increasing scrutiny as aging systems encounter modern climate extremes and long-term reliability pressures. The near-failure of Oroville Dam a few years ago remains a key reference point for system vulnerability, highlighting risks in spillways, dams, and emergency operations. Broader concerns now extend to subsidence-damaged canals in the Central Valley, aging levees in the Delta, and hydroelectric facilities experiencing stress during high-flow events. Legislative efforts such as SB 872 reflect growing recognition that delayed investment in levees and conveyance systems will increase long-term costs and risks, reinforcing the need for proactive infrastructure modernization.

California is increasingly integrating water operations with renewable energy systems, highlighted by the use of solar power to support the Edmonston Pumping Plant within the California State Water Project. The 105-megawatt Pastoria Solar Project in Kern County is now

helping supply dedicated renewable energy to support these operations, using over 200,000 tracking solar panels tied into a broader regional energy system.

California's water-related legislation has moved into fiscal review stages following policy committee deadlines, with several major bills advancing. SB 872 (McNerney) proposes a long-term funding framework for Delta levee repair and canal subsidence mitigation, while AB 2215 advances State Water Project permitting timelines tied to long-term operational certainty. Additional bills address emergency utility access, water recycling financing, and invasive species prevention, including measures targeting golden mussels and reservoir inspection standards. Tribal water rights and wildfire resilience proposals remain active but are undergoing negotiation.

Inland Empire Utilities Agency
Status Report – April 2026

Water Supply Conditions

California's precipitation story between March and April 2026 has been one of extremes—and rapid reversal. March was defined by record warmth across the Sierra Nevada, which effectively erased much of the seasonal snowpack despite near-normal precipitation in some storms. Instead of building the state's "frozen reservoir," most moisture fell as rain or melted quickly after reaching the mountains, pushing statewide snowpack down to roughly 18% of average by early April.

In fact, in several key snow survey locations, officials recorded little to no measurable snow remaining by April 1 resulting in the second-lowest April measurement on record.

April, however, flipped the pattern temporarily. A series of late-season atmospheric river events delivered significant rainfall to the valleys and heavy snow back to high elevations, particularly in the northern and central Sierra. Some mountain zones saw multiple feet of fresh snow in just a few days, briefly improving surface conditions and easing near-term runoff concerns. Even so, the impact was limited in a hydrologic sense: because the snowpack had already largely collapsed in March, April's storms mostly added short-term accumulation rather than rebuilding seasonal storage.

The net result is a water year defined by contrast—an early collapse of snowpack driven by record heat, followed by bursts of late precipitation that improve immediate conditions but do little to restore the long-term reservoir of Sierra snow.

The Northern Sierra snowpack is just 9 percent of normal for this time of the year.

Reservoirs are still holding strong-- San Luis reservoir is at 103 percent of historical average and 86 percent capacity. Lake Oroville is at 96 percent capacity, 122 percent of normal; Lake Shasta is sitting at 91 percent of capacity, 108 percent of average for this time of the year.

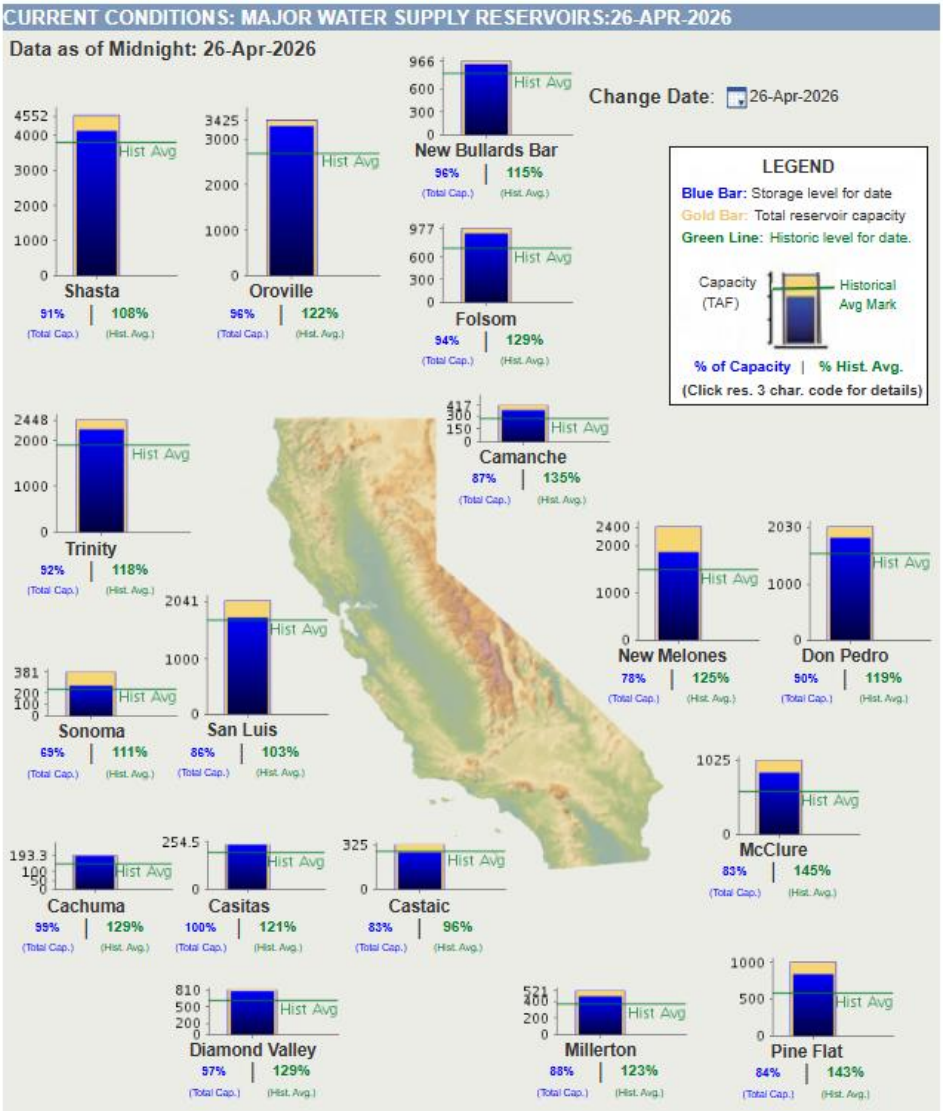

Delta Conveyance Project Clears Key Hurdle, With Targeted Revisions Required
On April 23, the Delta Stewardship Council (DSC) voted to accept staff recommendations regarding the Department of Water Resources (DWR)'s Certification of Consistency filing for the Delta Conveyance Project, confirming, with conditions, the Project's consistency with the Delta Plan. The lone dissent came from former Sacramento County Supervisor and longtime DCP opponent, Don Notolli.

The Council rejected the majority of appeals challenging the project.

Specifically:

- The Council found that most of DWR's analysis is supported by substantial evidence, effectively documenting consistency with the Delta Plan.

- However, it issued a limited remand, requiring DWR to revisit and clarify specific minor policy areas before the certification can be finalized.

Key issues identified for further work include:

- The project's potential role in the spread of invasive species, such as golden mussels
- A local land use conflict tied to interactions with other water infrastructure

This means the project is not rejected, but it also cannot fully advance under the Delta Plan until DWR addresses these limited gaps.

Under California law, projects like the DCP must demonstrate alignment with the Delta Plan's policies on ecosystem protection, water supply reliability, and community impacts. The Council does not directly approve projects; instead, it reviews challenges and certifies alignment.

Project supporters, including the State Water Contractors (SWC), welcomed the decision as a major step forward. SWC emphasized that:

- Most appeals were denied, signaling confidence in the project's compliance
- The remand is narrow and procedural, not a fundamental setback
- The project can continue progressing through planning and permitting once revisions are made

Opponents, including environmental groups, Delta communities, and tribal representatives, continue to raise concerns about potential impacts on ecosystems, water quality, and cultural resources. While many of their appeals were rejected, the remand underscores that unresolved issues remain.

IEUA Secures Two Funding Awards in State Water Board IUP

The 2026-27 Clean Water State Revolving Fund (CWSRF) Intended Use Plan (IUP) was released on April 27. IEUA was granted conditional approval for funding for two projects, both for $15 million. IEUA's Rialto Interconnection and Advanced Water Purification Facility (AWPF)- Phase 1 are on the Fundable List for the Water Recycling Funding Program.

The IUP is just an initial award, the agency now will work with the Division of Financial Assistance to negotiate a Final Funding Agreement.

The funding was made available from the $386.5 million awarded for water recycling in Proposition 4. IEUA supported language being added to Prop 4 that allows large water recycling projects to apply for funds for multiple phases of a project. There will likely still be funds available for IEUA to apply for another $15 million grant for AWPF for FY 2027-28.

Infrastructure Risks in the Spotlight

What water managers have always known, but haven't been able to connect with policy makers on is that California's water infrastructure is entering a critical period of reassessment as aging systems face intensifying climate pressures and growing reliability expectations.

The near-failure of Oroville Dam several years ago remains one of the most visible examples of how quickly infrastructure challenges can escalate into public safety emergencies. Since then, state and local agencies have ramped up dam safety inspections and emergency preparedness planning, but the scale of the system means that vulnerabilities persist. Hundreds of dams across California are now over 50 years old, with many exceeding 100 years, raising concerns about structural integrity, sediment accumulation, and seismic resilience.

At the same time, attention is turning to the less visible but equally critical components of the system—conveyance networks, pump stations, and groundwater recharge facilities. Land subsidence in parts of the Central Valley, driven by decades of groundwater overdraft, has already damaged canals and reduced their capacity, complicating water deliveries when they are needed most. Meanwhile, levee systems in the Sacramento–San Joaquin Delta remain a focal point of concern due to their exposure to flooding, sea level rise, and seismic risk. This is where SB 872 (McNerney) comes in.

At a recent hearing on SB 872 Senator Seyarto noted that repairing the levees and conveyance infrastructure isn't optional. Either the state invests now or pays for the failure in lost life, property, revenue and rebuilding at a later date and much higher cost. He also noted that the entire state is a "beneficiary" of the State Water Project.

A more recent reminder of these risks emerged from concerns over hydroelectric infrastructure failures in Northern California watersheds, where aging spillways and dam components continue to face stress during high-flow events. Smaller-scale failures like this and emergency releases have underscored how quickly facilities can shift from assets to emergency liabilities when extreme precipitation arrives. The challenge facing policymakers and water managers is not simply whether to repair or replace aging infrastructure, but how to prioritize investments in a way that aligns with California's evolving water strategy.

Energy–Water Nexus Gains Momentum

One of the most significant recent developments in California's water-energy landscape is the commissioning of a major solar energy project dedicated to powering the Edmonston Pumping Plant—the largest lift in the California State Water Project.

Located in Kern County near the base of the Tehachapi Mountains, the facility is a cornerstone of California's water system, lifting water nearly 2,000 feet over the mountains to supply roughly 27 million Southern Californians. Because of this extreme elevation gain, Edmonston is also one of the single largest electricity consumers in the state, with energy demand that can approach or exceed 800 megawatts during peak operation—comparable to the output of a large power plant.

The newly completed 105-megawatt Pastoria Solar Project, located nearby in Arvin, represents the largest renewable energy procurement for the State Water Project. The project uses roughly 226,000 solar panels with tracking systems that follow the sun throughout the day, feeding power directly into the grid that supports pumping operations at Edmonston.

Rather than simply offsetting emissions on paper, the arrangement is designed as a dedicated energy resource for water delivery—helping stabilize operating costs and reduce exposure to volatile electricity markets while advancing the state's broader goal of achieving a carbon-neutral water system by 2035.

What makes the project especially notable is its integrated design approach. The solar facility is paired with battery storage and existing generation resources in the same regional energy hub, allowing for more reliable, dispatchable power to meet the constant and highly variable demands of pumping operations. This hybrid structure reflects a broader shift in California water management: infrastructure is no longer being planned in isolation, but as part of a tightly coupled energy-water system where reliability, emissions reduction, and cost control are increasingly interdependent.

Legislative Update

The frantic rush to move bills introduced since the start of 2026 through policy committees concluded with the April 24 deadline. As expected, not many bills IEUA was tracking failed to make it out of their first house policy committee, though a bill by Asm. Steve Bennett (D-Santa Barbara) that would have put serious requirements on water agencies to gold plate their systems against wildfire, failed to get enough votes in the Emergency Management Committee.

Bills with a fiscal impact will be considered by Appropriations Committees on May 14 when the Suspense Files are considered.

State Water Contractors Sponsored Legislation:

SB 872 (McNerney) has been amended into a major climate and water infrastructure funding bill.

Under the revised language, SB 872 would create the Delta Levees and Canal Subsidence Fund that would fund toward critical water system upgrades over the next two decades — beginning in the 2026–27 fiscal year through 2046–47.

Key provisions include:

- $150 million annually to the California Department of Water Resources for capital improvements aimed at restoring original conveyance capacity in state water facilities affected by land subsidence — a growing problem as pumping lowers groundwater levels and damages canals.
- $150 million annually to the Sacramento-San Joaquin Delta Conservancy for levee repairs and related projects in the Delta, strengthening flood protection and habitat conditions.

The bill was recently amended to take out a specific funding source, which will lead to more discussions on the concept during the budget process.

The bill also includes a restriction that these funds cannot be used for the design, construction, operation, mitigation, or maintenance of new Delta conveyance facilities beyond existing infrastructure.

The bill got bipartisan support in the Senate Environmental Quality Committee and the Natural Resources and Water Committee. The bill is in the Appropriations Committee and will very likely be part of discussions as the budget process heats up as we get close to the June 15 budget deadline.

AB 2215 (Calderon): moves a portion of the DCP Trailer Bill from 2025 into a policy bill. AB 2215 would require that the time periods for the application of water to beneficial use and for the completion of construction work for specific water right permits held by the Department of Water Resources for the operation of the State Water Project be December 31, 2045. The bill passed out of the Assembly Water, Parks and Wildlife Committee 11-0 and is in the Appropriations Committee.

State Water Project contractors and MWD member agencies are rallying behind these two bills as essential legislation to keep water flowing.

CASA & WateReuse CA:
CASA and WateReuse CA's co-sponsored legislation to add more capacity to the Clean Water State Revolving Fund and make it easier for agencies to get larger loans or reduce burdensome requirements in the contract has passed out of the Environmental Safety & Toxic Materials Committee on consent and has been recommended to pass out of the Appropriations Committee avoid the Suspense File.

Other significant legislation:

- **AB 1881 (Ramos)** and **AB 2218 (Kalra)** on tribal water rights. Both bills give tribes significant powers over infrastructure projects. Stakeholders have been working with the authors and sponsors to work out mutually aggregable language.
- **SB 1001 (Archuletta)** Identification cards for utility workers to allow access during emergencies. This legislation was significantly amended to align with an already existing system at the CA Office of Emergency Services to offer Personal Identity Verification-Interoperable (PIV-I) cards to operators who apply and meet the requirements.
- Golden Mussels Bills
    - **AB 2032 (Ransom)**: specifies specific actions for the state to undertake to research and provide best management practices for eradication.
    - **AB 1772 (Papan):** creates a standardized boat inspection program for all reservoir operators.
    - **AB 1894 (Rubio):** Looks to address some agencies forbidding SWP water from entering a system.

These are just a few bills that will continue to work their way through the legislature in the coming months.

IEUA Bill List- April 2026

Italics denote two-year bills

Bills With Positions

Measure	Author	Topic	Last Amend	Status	Location	Calendar	Brief Summary	Notes
AB 35	**Alvarez, D**	Safe Drinking Water, Wildfire Prevention, Drought Preparedness, and Clean Air Bond Act of 2024: Administrative Procedure Act: exemption: program guidelines and selection criteria.	01/14/2026	01/27/2026 In Senate. Read first time. To Com. on RLS. for assignment.	Senate Rules		The bill would require a state entity that receives funding from Proposition 4 to administer a competitive grant program established using the Administrative Procedure Act exemption to do certain things, including develop draft project solicitation and evaluation guidelines and to submit those guidelines to the Secretary of the Natural Resources Agency, except as provided. The bill would require the Secretary of the Natural Resources Agency to post an electronic form of the guidelines submitted by a state entity and the subsequent verifications on the Natural Resources Agency's internet website.	CASA, WateReuse, ACWA, CSDA, CMUA all support SUPPORT
AB 1608	**Schultz, D**	Perfluoroalkyl and polyfluoroalkyl substances (PFAS): Department of Pesticide Regulation	04/06/2026		Asm APPR		Prohibits, commencing January 1, 2035, the use, manufacture, or sale of pesticides that contain intentionally added perfluoroalkyl and polyfluoroalkyl (PFAS) substances; prohibits the Department of Pesticide Regulation (DPR) from registering new pesticides that contain intentionally added PFAS; and places other prohibitions and restrictions on the use, manufacture, and sale of pesticides that contain intentionally added PFAS.	CASA Support SUPPORT
AB 1997	**Lee, D**	Land use: housing development approvals: timelines and processes	04/27/2026		Asm APPR		Requires a lead agency to approve or disapprove a housing development project where 90% of the units are affordable to very low or extremely low income households within 30 days of certifying an environmental impact report (EIR), and establishes a working group to make recommendations on the most effective ways to expedite the development of housing.	CSDA Oppose IEUA SUPPORT
AB 2215	**Calderon, D**	Water rights: permits: State Water Project.	03/18/2026		Assembly Floor		Would require that the time periods for the application of water to beneficial use and for the completion of construction work for specific water right permits held by the Department of Water Resources for the operation of the State Water Project be December 31, 2085.	IEUA Support SWC sponsored bill

Bills With Positions

Measure	Author	Topic	Last Amend	Status	Location	Calendar	Brief Summary	Notes
AB 2777	**Comm. on ESTM**	State Water Pollution Control Revolving Fund program: loans: outdoor eating areas: water reuse.	03/26/26		ASM APPR		Authorizes the State Water Resources Control Board (State Water Board), when administering loans under the Clean Water State Revolving Fund (CWSRF), to assess a fee instead of interest (also known as fee in lieu of interest) for financial assistance services rendered under the CWSRF. Makes a technical change to recently enacted legislation dealing with recycled water.	CASA & WATEREUSE Sponsored SUPPORT
SB 601	***Allen, D***	*Water: waste discharge.*	*07/10/2025*	*Two-Year Bill*	*Assembly Appropriations*		*This bill would authorize the state board to adopt water quality control plans for nexus waters, which the bill would define as all waters of the state that are not also navigable, except as specified. The bill would require any water quality standard that was submitted to, and approved by, or is awaiting approval by, the United States Environmental Protection Agency or the state board that applied to nexus waters as of May 24, 2023, to remain in effect, as provided.*	*Coastkeeper sponsor* *OPPOSE*
SB 827	**McNerney, D**	Climate change: funding priorities	03/19/2026	Sen Natural Resources & Water Committee	Senate Appropriations Committee	04/7/2026	This bill would require, of that amount, beginning with the 2026–27 fiscal year and continuing through the 2046–47 fiscal year, the sum of $150,000,000 be appropriated annually, to the Department of Water Resources for the purposes of supporting capital improvements to restore the original design water conveyance capacity for state water conveyance systems impacted operationally by land subsidence, and the sum of $150,000,000 be appropriated annually to the Sacramento-San Joaquin Delta Conservancy for projects in the Sacramento-San Joaquin Delta to improve existing levees	Support Sponsored by SWC and Restore the Delta

Bills With Positions

Measure	Author	Topic	Last Amend	Status	Location	Calendar	Brief Summary	Notes
SB 935	**Choi, R**	Local agency design-build projects: authorization	01/29/2026		Assembly Desk		Current law authorizes a local agency, as defined, with approval of its governing body, to procure design-build contracts for public works projects in excess of $1,000,000, awarding the contract either to the lowest bid or the best value. Current law, among other requirements for the design-build procurement process, requires specified information submitted by a design-build entity to be certified under penalty of perjury. These provisions authorizing local agencies to use the design-build procurement process are repealed on January 1, 2031. This bill would repeal the above-described January 1, 2031, repeal date, thereby extending the operation of these provisions indefinitely.	IEUA Support

Watch Bills

Measure	Author	Topic	Last Amend	Status	Location	Calendar	Brief Summary	Notes
SB 654	***Stern, D***	*California Environmental Protection Agency: contract: registry: greenhouse gas emissions that result from the water-energy nexus.*		*05/22/2025 - Failed Deadline pursuant to Rule 61(a)(5). (Last location was APPR. SUSPENSE FILE on 04/21/2025)(May be acted upon Jan 2026)*	*05/22/2025 - Senate 2 YEAR*		*The California Environmental Protection Agency is required to oversee the development of a registry for greenhouse gas emissions that result from the water-energy nexus using the best available data. Current law provides that participation in the registry is voluntary and open to any entity conducting business in the state. Existing law authorizes the agency to enter into a contract with a qualified nonprofit organization to do specified things, including to recruit broad participation in the registry from all economic sectors and regions of the state. Current law limits the term of the term of the contract to 3 years, except as provided. This bill would instead require the agency to oversee the administration of the above-described registry and would authorize the agency to enter into a new contract, limited to a term of 3 years and with a total budget of $2,000,000, to do specified things, including to recruit broad participation in the registry from all economic sectors and regions of the state to meet the different needs of water users throughout the state by various means, as provided. (Based on 02/20/2025 text)*	

Acronym List

AB	Assembly Bill
ACF	Advanced Clean Fleets
ACWA	Association of California Water Agencies
BRIC	Building Resilient Infrastructure and Communities
CARB	California Air Resources Board
CASA	California Association of Sanitation Agencies
CEC	California Energy Commission
CEQA	California Environmental Quality Act
CMUA	California Municipal Utilities Association
CSDA	California Special Districts Association
CVP	Central Valley Project
DOE	Department of Energy
DOJ	Department of Justice
DWR	Department of Water Resources
EPA	Environmental Protection Agency
FEMA	Federal Emergency Management Agency
FDA	United States Food and Drug Administration
HHS	Health and Human Services
HUD	Housing and Urban Development
IRWD	Irvine Ranch Water District
LAO	Legislative Analyst's Office
LNG	Liquefied Natural Gas
MilCon	Military Construction
MWD	Municipal Water District / Metropolitan Water District of Southern California
NOFO	Notice of Funding Opportunity
OIG	Office of Inspector General
OMB	Office of Management and Budget
POTW	Publicly Owned Treatment Works
PSPS	Public Safety Power Shutoff
SB	Senate Bill
SCE	Southern California Edison

Acronym List

SWC	State Water Contractors
SWRCB	State Water Resources Control Board
VA	Veterans Affairs



Inland Empire Utilities Agency
A MUNICIPAL WATER DISTRICT

RP-1 Solids Thickening Project Update May 2026

Project No. EN22044

Brian Wilson P.E., CCM
Principal Engineer

May 2026

2 Project Status

Day 547 of 1,555 = 35%

Data Date: 5/20/2026

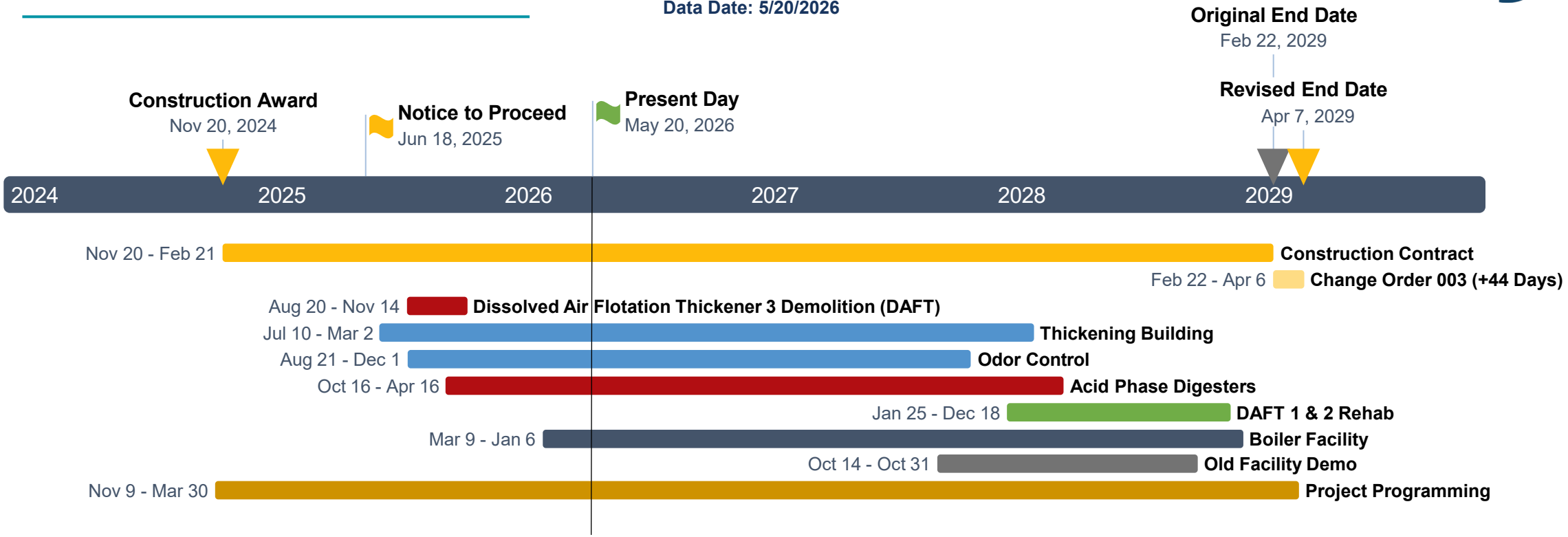

Role	Firm	Contract	This Month's Payment	Total Paid	% Complete
Contractor	WM Lyles	$147,525,113	$1,040,259	$16,897,138	12%
Designer	Carollo	$11,696,210	$185,411	$2,842,147	26%
Construction Management	Arcadis	$11,821,431	$187,153	$2,525,474	23%

3 Project Status

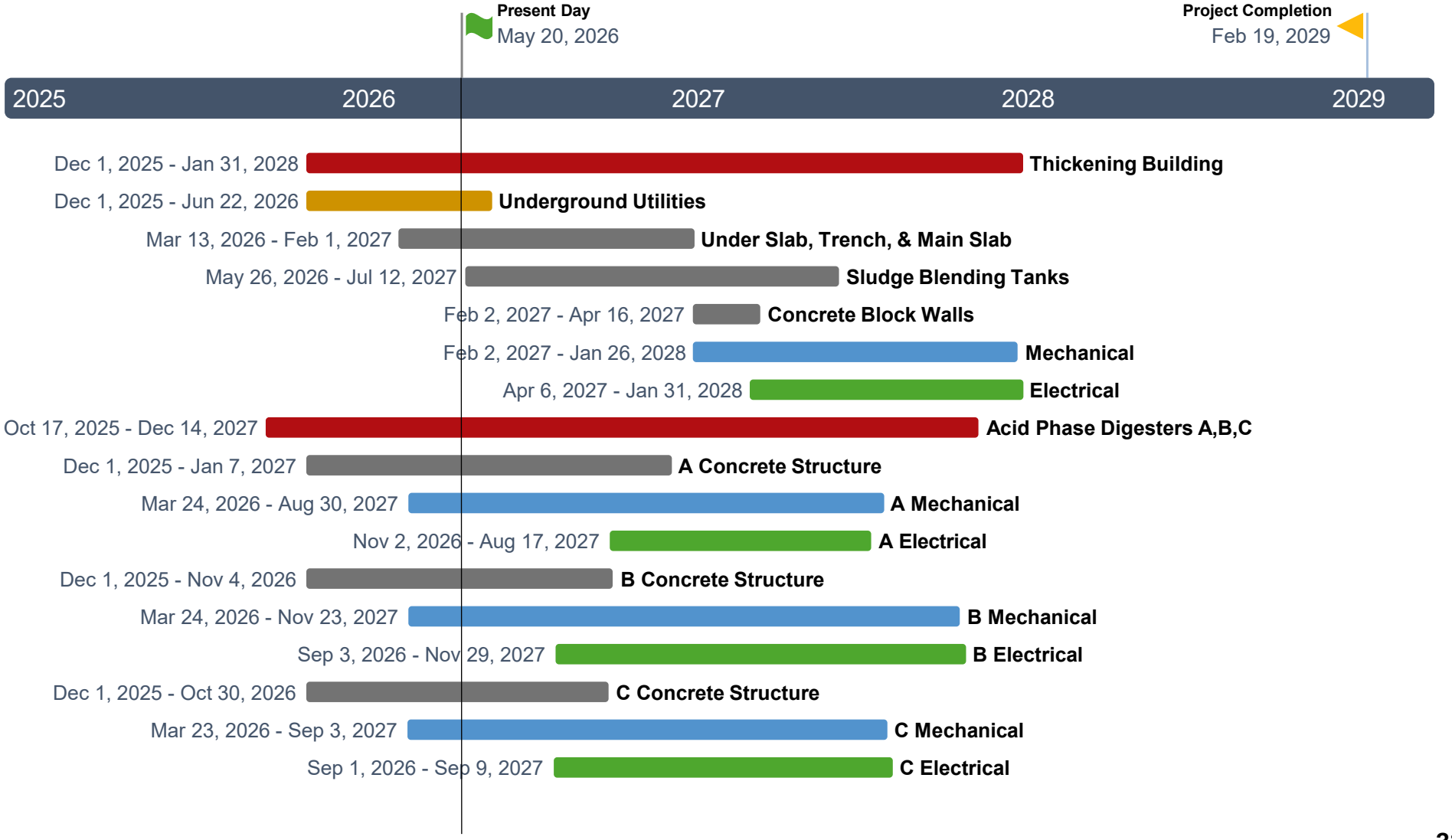

4 Change Order #3 – Pressurization Pump Changes

Scope:

- Pump pad demo and replacement
- Revised piping
- Electrical breaker upsized

Schedule:

- Critical path work
- Impact: 44 calendar days delay
- Revised completion date April 7, 2029

Budget:

- Cost $77,111



Pressurization Pump Change

5 Upcoming Activities for Thickening Building

Construction Activity Description	Completion Date
Pipe gallery slab on grade (SOG) and wall pours	Mar 27, 2026
Install under slab utilities	Mar – Jun
Perimeter stem wall footings	May – Jul
Sludge blending tank SOG / walls	May – Sep



Thickening Building Pipe Gallery and Electrical Vaults

Upcoming Activities for Acid Phase Digesters

Construction Activity Description	Completion Date
Digester SOG pour 2nd half of A and C	Mar 10, 2026
Pour digester B walls	May - Jun
Pour digester C walls	May – Jun
Pour digester A walls	Jul – Aug



7 RP-1 SCADA Integration

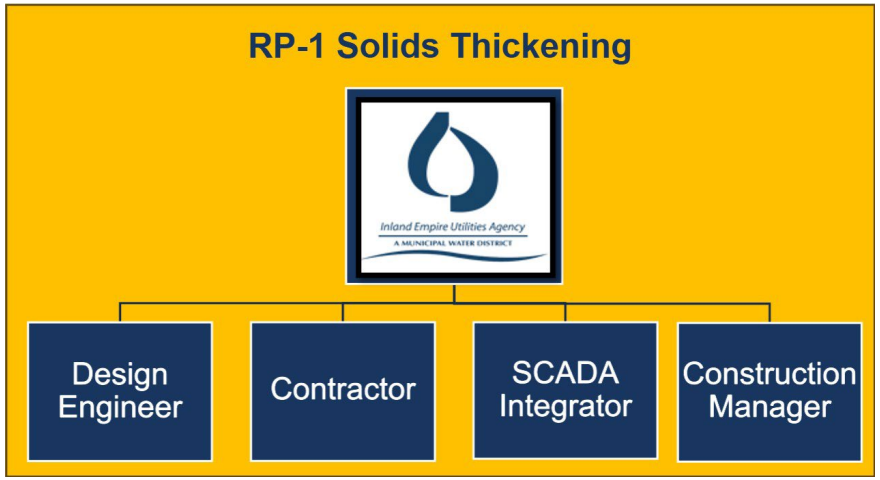

Activity	Completion Date
Software Submittal • Odor control • Return water pump station	Dec 15, 2025
Design Review • Graphics focused workshop	Jan 28, 2026
Design Review • Thickening systems • Acid digester systems • Screen layout and operator workflow • Programming logic and code review	Apr 15, 2026 Apr 29, 2026
Software Submittal • SCADA software package	Apr 16, 2026
Vendor Coordination Workshop • Boiler • Ammonia scrubber • Soda ash mixing/pumping • Polymer	May 6, 2026

Questions?

@IEUAwater

ieua.org



These materials have not been prepared with a view to informing an investment decision in any of the Agency's bonds, notes or other obligations. Any projections, plans or other forward-looking statements included in the information in this agenda are subject to a variety of uncertainties that could cause any actual plans or results to differ materially from any such statement. The information herein is not intended to be used by investors or potential investors in considering the purchase or sale of the Agency's bonds, notes or other obligations.

Inland Empire Utilities Agency
A MUNICIPAL WATER DISTRICT

5E

Date: May 13, 2026

To: The Honorable Board of Directors **From:** Kevin Alexander, General Manager

Committee: No Committee Review

Staff Contact: Lisa Dye, Assistant General Manager

Subject: Inland Empire Regional Composting Authority Fiscal Year 2026/27 Adopted Budget (Written/PowerPoint)

Executive Summary:

The Inland Empire Regional Composting Authority (IERCA) is a Joint Power Authority formed between IEUA and the Los Angeles County Sanitation Districts (LACSD) as a 50/50 partnership with a shared goal to develop a sustainable biosolids management program.

The Fiscal Year (FY) 2026/27 budget for IERCA includes $15,628,269 of revenues; this total includes a capital call of $3,350,000 million to be shared equally between IEUA and LACSD to support capital improvement projects as needed.

Total operating expense is budgeted at $12,865,372 with capital improvement plan projects budgeted at $3,350,000. Also included is a $3.50 increase to the tipping fee from $69.50 to $73.00 per wet ton.

The FY 2026/27 budget and tipping fee rate were approved and adopted by the IERCA Board on May 4, 2026.

Budget Impact *Budgeted (Y/N):* N *Amendment (Y/N):* N *Amount for Requested Approval*

Regional Sewerage *Technical Committee (Y/N):* N

Policy Committee (Y/N): N

Attachments:

Attachment 1 - IERCA Board Letter
Attachment 2 - Schedules A, B, and C
Attachment 3 - PowerPoint

INLAND EMPIRE REGIONAL COMPOSTING AUTHORITY

Date: **May 04, 2026**

To: **Honorable Board of Directors**

From: **Alexander Lopez**
Treasurer

Subject: **Adopt the Inland Empire Regional Composting Authority Budget for Fiscal Year 2026/27**

RECOMMENDATION

Staff recommends that the Board:

1. Adopt the Inland Empire Regional Composting Authority (IERCA) budget for fiscal year 2026/27;

2. Increase the tipping fee from $69.50 to $73.00 per wet ton; and

3. Approve a capital call of $3.35 million to be shared equally by the Inland Empire Utilities Agency (IEUA) and Los Angeles County Sanitation Districts (LACSD) to support capital improvement project costs and meet the minimum reserve balance, as needed.

BACKGROUND

Pursuant to the Inland Empire Regional Composting Authority Joint Powers Agreement (JPA), an annual operating and capital budget is to be presented and adopted by the JPA Board prior to June 30 each year. The proposed Fiscal Year (FY) 2026/27 budget is based on the following key assumptions:

Revenues

- Increase the tipping fee from $69.50 to $73.00 per wet ton,
- Maintain the estimated biosolids receipts of 148,500 tons, and
- $3.35 million capital call to support the proposed capital improvement plan (CIP).

Operations and Maintenance (O&M) Expenses

- The proposed budget includes a $2.5 million amendment to the FY 2025/26 budget for O&M Project RA26007, IERCF Emergency – Structural Column and Roof Repairs. The amendment is needed to address recent emergency repairs to a structural column and related components. All eligible costs, net of the applicable deductible, are expected to be reimbursed through the current insurance claim, the anticipated reimbursement is reflected in the FY 2025/26 projections.

- Operating expense increases due to:
  - Insurance – Anticipated increase in insurance premiums for FY 2026/27.
  - Professional Fees and Services – Increased contract services costs, including biofilter source testing and compost transportation.
  - Materials and Supplies – Increased demand for equipment and preventive maintenance to reduce major equipment failures.
  - Staffing remains at 25 full-time equivalent (FTE) positions – Employment costs were adjusted to reflect cost-of-living increases and rising health benefit expenses in accordance with the approved Memorandum(s) of Understanding.

FY 2026/27 Budget Summary

The following section summarizes the proposed FY 2026/27 budget for total revenues, expenses, and capital expenditures.

FY 2026/27 total revenues of $15.6 million, as shown in Table 1 below, are $0.7 million lower than the FY 2025/26 projected actual, primarily due to anticipated insurance reimbursements associated with the $2.5 million FY 2025/26 proposed budget amendment for O&M Project RA26007, IERCF Emergency – Structural Column and Roof Repairs.

Table 1: FY 2026/27 Revenues

REVENUES	Amount	Assumptions
Tipping Fees	$10,840,500	Based on 148,500 wet tons per year at a rate of $73.00/ton.
Contributed Capital	3,350,000	Capital call equally shared by IEUA and LACSD to support capital process improvements.
Compost Sales/Compost Deliveries	817,060	100% sales of compost products from compost delivery service.
Non-Biosolid Recycling Fees	420,000	Generated by non-biosolid feedstock materials (Green Waste, Stable Bedding, and Structured Wood).
Biosolids Administration Fees	50,000	Tipping fee surcharge paid by third party biosolids suppliers.
Interest Income & Other Revenues	150,709	Assume 2.25% annual interest rate.
Total Revenues	**$15,628,269**	

The proposed FY 2026/27 operating expenses total $12.9 million, $1.2 million lower than the FY 2025/26 projected actual of $14.1 million, primarily attributed to the $2.5 million FY 2025/26 proposed budget amendment for O&M Project RA26007, IERCF Emergency – Structural Column and Roof Repairs.

The authorized staffing level remains unchanged at 25 FTE positions. A summary of the FY 2026/27 operating expenses is reported in Table 2.

Table 2: FY 2026/27 Expenses

OPERATING EXPENSES	Amount	Assumptions
Employment	$5,582,359	Maintain 25 FTE operation support provided by IEUA/ LACSD.
Utilities	2,070,517	Includes power purchases from the grid, solar renewable energy, and disposal service.
Professional Services	2,012,111	Includes compost transport and contracted services.
Materials & Supplies	1,396,398	Includes facility maintenance supplies and equipment.
Office & Admin/Insurance	1,380,948	Includes software license fees, memberships, insurance, and office supplies.
Other Expenses	423,039	Includes leases/rental and financial expenses, operating fees (Non-Reclaimable Wastewater charges, permits and licenses).
Total Expenses	**$12,865,372**	

The proposed FY 2026/27 Capital Improvement Plan (CIP) totals $3.35 million and is fully funded by capital contributions. Capital replacement and rehabilitation (R&R) remain the primary focus of the FY 2026/27 CIP. Additionally, a $500,000 capital replacement contingency project is included to address unforeseen expenditures, as shown in Table 3.

Table 3: FY 2026/27 Capital Improvement Plan

CAPITAL PROJECTS	Amount	Project Description
Trommel Screen #2 Replacement	$2,000,000	Remove and restore reliable screening and ensure compliant biosolids processing.
Wheel Loader Replacement	850,000	Replacement of aging wheel loader to meet regulatory standards.
Capital Replacement	500,000	For minor construction projects and unforeseen capital expenditures.
Total Capital Improvement Plan	**$3,350,000**	

Fund Balance

Based on the proposed budget, the total ending fund balance is estimated to be $5.5 million at the end of FY 2026/27; a $0.6 million decrease from the FY 2025/26 projected actual ending fund balance of $6.1 million.

Designation of Fund Balance

Maintaining an adequate fund balance is essential in ensuring the JPA's ability to support day-to-day operations and near-term operating and capital requirements. Table 4 below summarizes the proposed designation for the estimated fund balance of $5.5 million at the end of FY 2026/27, along with the intended funding sources. The projected ending reserves meet the minimum required level as defined in the Board adopted Reserve Policy.

Table 4: FY 2026/27 Fund Balance

Fund Balance Category	Description	Estimated Ending Balance Amount as of 6/30/2027	Funding Source
Operating Contingency	Equal to three months of operating expenses to address unforeseen events	$3,216,343	Tipping fees
Bio-Filter Replacement	Replacement of one sector per year	350,000	
Commercial Insurance	Self-insurance program	250,000	
Capital/Replacement/ Rehabilitation	Projected R&R costs over the next 5 years average about $9.20 per wet ton	1,736,348	Capital Call and Tipping Fees
Total		**$5,552,691**	

PRIOR BOARD ACTION

On May 5, 2025, the Board adopted the FY 2025/26 budget.

BUDGET IMPACT

There is no budget impact.

ATTACHMENT(S)

Attachment 1 - 2026/27 IERCA Budget Summary (Schedule A)
Attachment 2 - 2026/27 IERCA Budget Details (Schedule B)
Attachment 3 - 2026/27 IERCA Budget Project Lists (Schedule C)
Attachment 4 - PowerPoint

Inland Empire Regional Composting Authority
Schedule A - Budget Summary

	ACTUAL 2023/24	ACTUAL 2024/25	ADOPTED 2025/26	AMENDED 2025/26	PROJECTED 2025/26	PROPOSED 2026/27	Forecast 2027/28	2028/29	2029/30	2030/31
Rate Per Ton	**$62.50**	**$65.50**	**$69.50**	**$69.50**	**$69.50**	**$73.00**	**$77.00**	**$81.00**	**$84.50**	**$87.50**
Actual/Projected Tonnage	**149,756**	**152,478**	**148,500**	**148,500**	**148,500**	**148,500**	**148,500**	**148,500**	**148,500**	**148,500**
Revenues										
Contributed Capital	($1,500,000)	($2,925,000)	($2,250,000)	($2,250,000)	($2,250,000)	($3,350,000)	($2,000,000)	($500,000)	($500,000)	($500,000)
Biosolids Recycling (Tipping Fees)	(9,339,581)	(9,987,276)	(10,320,750)	(10,320,750)	(10,335,980)	(10,840,500)	(11,434,500)	(12,028,500)	(12,548,250)	(12,993,750)
Biosolids Recycling Admin Fees	(13,744)	(55,796)	(45,000)	(45,000)	(61,612)	(50,000)	(51,500)	(53,045)	(54,636)	(56,275)
Non-Biosolids Recycling	(82,454)	(348,595)	(400,000)	(400,000)	(339,740)	(420,000)	(450,000)	(500,000)	(550,000)	(600,000)
Compost Delivery Svs	(255,034)	(452,786)	(385,000)	(385,000)	(348,000)	(392,700)	(400,554)	(408,565)	(416,736)	(425,071)
Compost Sales	(344,852)	(428,706)	(412,000)	(412,000)	(373,000)	(424,360)	(437,091)	(450,204)	(463,710)	(477,621)
Interest Income	(127,827)	(252,527)	(120,000)	(120,000)	(150,000)	(125,000)	(105,000)	(85,000)	(85,000)	(86,000)
Grants & Subsidies	13,521	-	-	-	-	-	-	-	-	-
Proceeds from Sale of Assets	(28,605)	(27,174)	(4,360)	(4,360)	(3,706)	(4,491)	(4,626)	(4,764)	(4,907)	(5,054)
Other Non Operating Revenues	(50,763)	(32,081)	(20,600)	(2,420,600)	(2,432,123)	(21,218)	(21,855)	(22,510)	(23,185)	(23,881)
Total Revenues Available for Expenses	**($11,729,339)**	**($14,509,941)**	**($13,957,710)**	**($16,357,710)**	**($16,294,161)**	**($15,628,269)**	**($14,905,126)**	**($14,052,588)**	**($14,646,424)**	**($15,167,652)**
Expenses										
Labor	4,417,791	$4,958,122	$5,056,625	$5,056,625	$5,150,829	$5,582,359	$5,721,918	$5,864,966	$6,011,590	$6,161,880
Office & Administration	49,320	80,028	55,859	55,859	55,831	60,948	62,778	64,660	66,601	68,598
Professional Fees & Services	1,305,272	1,591,774	1,760,951	1,760,951	1,401,200	1,927,111	1,855,725	2,050,946	1,967,825	2,181,411
Professional Fees - Contract Labor LACSD	38,956	$85,405	$63,355	$63,355	$86,876	85,000	87,550	90,177	92,882	95,668
Materials & Supplies/O&M Projects	1,406,808	1,325,730	1,305,859	4,135,285	4,095,108	1,396,398	1,438,290	1,481,439	1,525,881	1,571,658
Materials - Bio Filter Media Replacement	4,550	-	-	-	-	-	250,000	-	250,000	-
Insurance	917,836	1,007,412	1,200,000	1,200,000	1,085,593	1,320,000	1,359,600	1,400,388	1,442,400	1,485,672
Operating Fees	210,901	206,324	240,959	240,959	240,565	262,293	270,162	278,266	286,614	295,213
Utilities	1,669,089	1,718,523	2,015,242	2,015,242	1,875,792	2,070,517	2,132,633	2,196,611	2,262,510	2,330,385
Leases & Rentals	106,531	109,531	155,736	155,736	146,266	160,408	165,220	170,176	175,281	180,540
Financial Expenses/Non Operating Expenses	3,949	134,062	328	328	328	338	348	358	369	380
Total Expenses	**$10,131,003**	**$11,216,911**	**$11,854,914**	**$14,684,340**	**$14,138,387**	**$12,865,372**	**$13,344,223**	**$13,597,987**	**$14,081,953**	**$14,371,405**
Capital Projects										
Capital Replacement Project	1,642,219	$2,588,600	$2,250,000	$2,583,270	$2,291,202	$3,350,000	$2,000,000	$500,000	$500,000	$500,000
Total Capital Projects	**$1,642,219**	**$2,588,600**	**$2,250,000**	**$2,583,270**	**$2,291,202**	**$3,350,000**	**$2,000,000**	**$500,000**	**$500,000**	**$500,000**
Net Increase (Decrease)	**($43,883)**	**$704,430**	**($147,204)**	**($909,900)**	**($135,428)**	**($587,103)**	**($439,097)**	**($45,399)**	**$64,472**	**$296,247**
Reserves										
Beginning Reserve Balance	$5,614,675	5,570,792	5,042,511	6,275,222	6,275,222	$6,139,794	$5,552,691	$5,113,594	$5,068,195	$5,132,666
Ending Reserve Balance	**$5,570,792**	**$6,275,222**	**$4,895,307**	**$5,365,322**	**$6,139,794**	**$5,552,691**	**$5,113,594**	**$5,068,195**	**$5,132,666**	**$5,428,914**
Operating Contingency (3mths Expenses)	2,531,613	$2,804,228	$2,963,729	$3,671,085	$3,534,597	$3,216,343	$3,273,556	$3,399,497	$3,457,988	$3,592,851
Replacement Reserve - BioFilter	350,000	350,000	350,000	350,000	350,000	350,000	350,000	350,000	350,000	350,000
Commercial Insurance	250,000	250,000	250,000	250,000	250,000	250,000	250,000	250,000	250,000	250,000
Capital Replacement & Construction	2,439,179	2,870,994	1,331,578	1,094,236	2,005,197	1,736,348	1,240,038	1,068,698	1,074,678	1,236,063
Total Reserve Balance	**$5,570,792**	**$6,275,222**	**$4,895,307**	**$5,365,321**	**$6,139,793**	**$5,552,691**	**$5,113,594**	**$5,068,195**	**$5,132,666**	**$5,428,914**

Inland Empire Regional Composting Authority
Schedule B - Budget Detail

Cost Center	Cost Element	ACTUAL 2023/24	ACTUAL 2024/25	ADOPTED 2025/26	AMENDED 2025/26	PROJECTED 2025/26	PROPOSED 2026/27	Forecast 2027/28	2028/29	2029/30	2030/31
Tonage/Rate											
	Tons	**149,756**	**152,478**	**148,500**	**148,500**	**148,500**	**148,500**	**148,500**	**148,500**	**148,500**	**148,500**
	O&M Cost per ton	$ 67.17	$ 73.56	$ 79.83	$ 98.88	$ 95.21	$ 86.64	$ 89.86	$ 91.57	$ 94.83	$ 96.78
	Capital Replacement Cost per Ton	$ 10.97	$ 16.98	$ 15.15	$ 17.40	$ 15.43	$ 22.56	$ 13.47	$ 3.37	$ 3.37	$ 3.37
	Total Cost Per Ton	**$ 78.14**	**$ 90.54**	**$ 94.98**	**$ 116.28**	**$ 110.64**	**$ 109.19**	**$ 103.33**	**$ 94.94**	**$ 98.19**	**$ 100.14**
	Member Contributions	$ 10.02	$ 19.18	$ 15.15	$ 15.15	$ 15.15	$ 22.56	$ 13.47	$ 3.37	$ 3.37	$ 3.37
	CIP Funded by Reserves	$ 0.95	$ (2.21)	$ -	$ 2.24	$ 0.28	$ -	$ -	$ -	$ -	$ -
	Rate Per Ton	**$ 67.17**	**$ 73.56**	**$ 79.83**	**$ 98.88**	**$ 95.21**	**$ 86.64**	**$ 89.86**	**$ 91.57**	**$ 94.83**	**$ 96.78**
	Adopted Rate Per Ton	**$ 62.50**	**$ 65.50**	**$ 69.50**	**$ 69.50**	**$ 69.50**	**$ 73.00**	**$ 77.00**	**$ 81.00**	**$ 84.50**	**$ 87.50**
Revenues											
211112	406000 Compost Delivery Svs	($255,034)	($452,786)	(385,000)	(385,000)	($348,000)	($392,700)	($400,554)	($408,565)	($416,736)	($425,071)
211112	406200 Compost Sales	(344,852)	(428,706)	(412,000)	(412,000)	(373,000)	(424,360)	(437,091)	(450,204)	(463,710)	(477,621)
	Service Charges	**(599,886)**	**(881,492)**	**(797,000)**	**(797,000)**	**(721,000)**	**(817,060)**	**(837,645)**	**(858,769)**	**(880,446)**	**(902,692)**
211112	404010 Biosolids Recycling ***(Tipping Fees)***	(9,339,581)	(9,987,276)	(10,320,750)	(10,320,750)	(10,335,980)	(10,840,500)	(11,434,500)	(12,028,500)	(12,548,250)	(12,993,750)
211112	409920 Biosolids Recycling Admin Fees	(13,744)	(55,796)	(45,000)	(45,000)	(61,612)	(50,000)	(51,500)	(53,045)	(54,636)	(56,275)
200112	404012 Non-Biosolids Recycling	(82,454)	(348,595)	(400,000)	(400,000)	(339,740)	(420,000)	(450,000)	(500,000)	(550,000)	(600,000)
	Sales	**(9,435,779)**	**(10,391,667)**	**(10,765,750)**	**(10,765,750)**	**(10,737,332)**	**(11,310,500)**	**(11,936,000)**	**(12,581,545)**	**(13,152,886)**	**(13,650,025)**
	Operating Revenues	**($10,035,665)**	**(11,273,159)**	**($11,562,750)**	**($11,562,750)**	**($11,458,332)**	**($12,127,560)**	**($12,773,645)**	**($13,440,314)**	**($14,033,332)**	**($14,552,717)**
211112	480110 Interest Income	(127,827)	(252,527)	(120,000)	(120,000)	(150,000)	($125,000)	(105,000)	(85,000)	(85,000)	(86,000)
211112	483010 Contributed Capital	(1,500,000)	(2,925,000)	(2,250,000)	(2,250,000)	(2,250,000)	(3,350,000)	(2,000,000)	(500,000)	(500,000)	(500,000)
211112	484020 Grants & Subsidies	13,521	-	-	-	-	-	-	-	-	
211112	493100 Gain - Sale of Asset	(28,605)	(27,174)	(4,360)	(4,360)	(3,706)	(4,491)	(4,626)	(4,764)	(4,907)	(5,054)
211112	499010 Other Non Operating Revenues	(50,763)	(32,081)	(20,600)	(2,420,600)	(2,432,123)	(21,218)	(21,855)	(22,510)	(23,185)	(23,881)
	Non Operating Revenues	**($1,693,674)**	**($3,236,782)**	**($2,394,960)**	**($4,794,960)**	**($4,835,829)**	**($3,500,709)**	**($2,131,481)**	**($612,274)**	**($613,092)**	**($614,935)**
	TOTAL REVENUES	**($11,729,339)**	**($14,509,941)**	**($13,957,710)**	**($16,357,710)**	**($16,294,161)**	**($15,628,269)**	**($14,905,126)**	**($14,052,588)**	**($14,646,424)**	**($15,167,652)**

Inland Empire Regional Composting Authority
Schedule B - Budget Detail

Cost Center	Cost Element		ACTUAL 2023/24	ACTUAL 2024/25	ADOPTED 2025/26	AMENDED 2025/26	PROJECTED 2025/26	PROPOSED 2026/27	Forecast 2027/28	2028/29	2029/30	2030/31
Expenses												
211112	511210	Overtime - Meal Costs	$0	$1,749	$389	$389	$1,416	$1,000	$1,030	$1,061	$1,093	$1,126
211112	511220	Travel Costs - Mileage Reimbursement	949	-	-	-	-	-	-	-	-	-
211112	511330	Safety Awards	-	-	515	515	438	530	546	562	579	596
211112	512010	Office Supplies-General	11,744	9,019	9,270	9,270	7,880	9,548	9,834	10,129	10,433	10,746
211112	512210	Forms, Printing and Copying costs	2,365	1,196	2,575	2,575	4,769	2,652	2,732	2,814	2,898	2,985
211112	512350	Postage and Delivery Charges	1,774	4,826	2,060	2,060	3,227	3,000	3,090	3,183	3,278	3,377
211112	512520	Computer Software & License Fees	9,453	2,599	10,300	10,300	7,725	10,609	10,927	11,255	11,593	11,941
211112	513010	Meeting Expenses	2,923	3,706	1,854	1,854	1,841	2,500	2,575	2,652	2,732	2,814
211112	513020	Conference Expenses	2,110	10,586	5,000	5,000	3,750	5,150	5,305	5,463	5,628	5,796
211112	514010	Memberships - Agency Wide	11,875	10,000	14,420	14,420	10,815	14,852	15,298	15,757	16,230	16,717
211112	514210	Registration-DMV, Title, Permit, Applic	578	17,834	1,030	1,030	1,485	3,000	3,090	3,183	3,278	3,377
211112	515030	Contributions-Sponsorships	-		1,545	1,545	927	1,000	1,030	1,061	1,093	1,126
211112	516010	Ad's-Newspaper/Mag Announce	96		-	-	-	-	-	-	-	-
211112	519110	Inventory-Count Adjustment	-		2,575	2,575	(2,960)	2,652	2,732	2,814	2,898	2,985
211112	519130	Inventory-Freight/Price	2,487	3,340	2,575	2,575	2,189	2,652	2,732	2,814	2,898	2,985
211112	519160	-Price Adjustment Inventory	2,795	11,956	-	-	12,075	-	-	-	-	-
211112	519150	FrgtExpln Inv/NonI	17	3,269	-	-	-	-	-	-		
211112	519590	GI/IR Expense Clearing	154	(52)	1,751	1,751	255	1,803	1,857	1,913	1,970	2,029
		Office & Administration Expenses	**$49,320**	**$80,028**	**$55,859**	**$55,859**	**$55,831**	**$60,948**	**$62,778**	**$64,660**	**$66,601**	**$68,598**
Materials & Supplies												
211112	512110	Operating Supplies - General	$6,636	$0	$5,150	$5,150	$9,485	$7,500	$7,725	$7,957	$8,195	$8,441
211112	512140	Uniform / Throw Rugs	36,244	-	40,000	40,000	32,000	41,200	42,436	43,709	45,020	46,371
211112	512160	Laboratory Supplies	59	-	-	-	-	-	-	-	-	-
211112	512170	Operations & Maintenance Supplies	961,850	938,611	824,000	824,000	700,000	950,000	978,500	1,007,855	1,038,091	1,069,233
211112	512190	Disaster Preparedness Supplies										
211112	512410	Fuel	173,907	154,203	200,850	200,850	167,160	190,000	195,700	201,571	207,618	213,847
211112	*512420*	*Diesel Fuel - Clear*										
211112	512440	Industrial Gases										
211112	512450	Fleet Parts & Supplies	1,181	-	-	-	-	-	-	-	-	-
211112	512620	Equipment - Small Tools/Equip. <$200(	468	-	-	-	-	-	-	-	-	-
211112	512660	Equipment - Small Tools/Equip.< $200(	2,268	-	562	562	4,333	2,500	2,575	2,652	2,732	2,814
211112	512710	Equipment Maintenance & Supplies	120,882	129,559	180,250	180,250	335,000	200,000	206,000	212,180	218,545	225,102
211112	512910	Other Materials & Supplies	11,261	7,783	5,047	5,047	7,770	5,198	5,354	5,515	5,680	5,850
211112	512920	Biofilter Media Replacement	4,550	-	-	-	-	-	250,000	-	250,000	-
211112	O&M Projects		92,052	95,574	50,000	2,879,426	2,839,360	-	-	-	-	-
211112	*512950*	*Promotional & Giveaway Items*	-		-			-	-	-	-	-
		Materials & Supplies	**$1,411,358**	**$1,325,730**	**$1,305,859**	**$4,135,285**	**$4,095,108**	**$1,396,398**	**$1,688,290**	**$1,481,439**	**$1,775,881**	**$1,571,658**
Insurance												
211112	517010	Insurance Premiums - Liability	$830,953	$51,700	$1,200,000	$1,200,000	$65,593	$1,320,000	$1,359,600	$1,400,388	$1,442,400	$1,485,672
211112	517210	Insurance Premiums - Casualty	86,883	955,712	-	-	1,020,000	-	-	-	-	-
		Insurance	**$917,836**	**$1,007,412**	**$1,200,000**	**$1,200,000**	**$1,085,593**	**$1,320,000**	**$1,359,600**	**$1,400,388**	**$1,442,400**	**$1,485,672**

Inland Empire Regional Composting Authority
Schedule B - Budget Detail

Cost Center	Cost Element		ACTUAL 2023/24	ACTUAL 2024/25	ADOPTED 2025/26	AMENDED 2025/26	PROJECTED 2025/26	PROPOSED 2026/27	Forecast 2027/28	2028/29	2029/30	2030/31
Professional Fees & Services												
211112	520110	External Audit Services	$5,000	$15,000	$15,000	$15,000	$21,000	$15,000	$15,000	$15,000	$15,000	$15,000
211112	520210	Legal Fees - General	8,222	24,521	20,600	20,600	15,450	10,000	10,300	10,609	10,927	11,255
211112	520980	Professional Services - Other	270,156	249,433	257,500	257,500	250,000	265,225	273,182	281,377	289,818	298,513
211112	521015	Contract Labor_IEUA (211112-701009-	4,417,791	4,958,122	5,056,625	5,056,625	5,150,829	5,582,359	5,721,918	5,864,966	6,011,590	6,161,880
211112	521010	Contract Labor - LACSD	*18,667*	*42,247*	*46,350*	*46,350*	*64,642*	*60,000*	*61,800*	*63,654*	*65,564*	*67,531*
212112	521018	Contract Labor-LACSD	*20,289*	*43,158*	*17,005*	*17,005*	*22,234*	*25,000*	*25,750*	*26,523*	*27,318*	*28,138*
211112	521080	Other Contractual Services	938,112	1,232,655	1,375,000	1,375,000	1,030,000	1,416,250	1,458,738	1,502,500	1,547,575	$1,594,002
211112	521080	- Biofilter Source Testing	-	-	-	-		125,000	-	140,000	-	155,000
211112	521110	Outside Svc's-Lndscaping/Weed/Pest C	42,586	44,057	49,440	49,440	47,500	50,923	52,451	54,025	55,646	57,315
211112	521120	Outside Services - Security	2,124	5,432	10,000	10,000	8,000	10,300	10,609	10,927	11,255	11,593
211112	521130	Outside Services - Janitorial	15,019	15,408	18,911	18,911	18,000	19,478	20,062	20,664	21,284	21,923
211112	521220	Laboratory Services - Outside	6,919	5,224	7,000	7,000	6,000	7,210	7,426	7,649	7,879	8,115
211112	521410	Computer Systems Maintenance	14,719	44	7,500	7,500	5,250	7,725	7,957	8,195	8,441	8,695
	Prof. fees & Services		**$5,762,019**	**$6,635,301**	**$6,880,931**	**$6,880,931**	**$6,638,905**	**$7,594,470**	**$7,665,193**	**$8,006,088**	**$8,072,297**	**$8,438,959**
Operating Fees												
211112	519310	Operating Permits, Licenses & Fees	$32,349	$16,496	$38,000	$38,000	$28,500	$39,140	$40,314	$41,523	$42,769	$44,052
211112	540110	Wastewater-Volumetric Fees	12,329	10,976	13,390	13,390	10,043	13,792	14,206	14,632	15,071	15,523
211112	540210	Strength Charges-BOD/COD	22,384	37,394	35,440	35,440	30,292	36,503	37,598	38,726	39,888	41,085
211112	540211	Strength Charges-BOD/COD Imbalance	9,650	27,526	29,713	29,713	44,332	34,000	35,020	36,071	37,153	38,267
211112	540220	Strength Charges-TSS	31,977	30,639	33,000	33,000	52,460	40,000	41,200	42,436	43,709	45,020
211112	540221	Wste - TSS Imbal	10,599	12,476	10,000	10,000	18,688	15,000	15,450	15,914	16,391	16,883
211112	540223	Strength Charges-TSS Discrepancy Chai	-	-	6,416	6,416	-	6,608	6,806	7,010	7,220	7,437
211112	540330	Capital Improv Proj (CIP) Fees	91,613	70,817	75,000	75,000	56,250	77,250	79,568	81,955	84,413	86,946
	Operating Fees		**$210,901**	**$206,324**	**$240,959**	**$240,959**	**$240,565**	**$262,293**	**$270,162**	**$278,266**	**$286,614**	**$295,213**
Utilities												
211112	545110	Electricity	$1,422,068	$1,610,879	$1,750,000	$1,750,000	$1,709,764	$1,802,500	$1,856,575	$1,912,272	$1,969,640	$2,028,730
211112	545220	Solar Power	221,022	79,052	231,132	231,132	138,679	238,066	245,208	252,564	260,141	267,945
211112	545310	Cell Phone Accessories	-	-	278	278	-	-	-	-	-	-
211112	545311	Cell Phone Expenses	4,398	4,110	9,280	9,280	3,881	5,050	5,202	5,358	5,518	5,684
211112	545320	Telephone	114	-	862	862	517	500	515	530	546	563
211112	545360	Disposal Service	17,294	19,441	18,540	18,540	17,490	19,096	19,669	20,259	20,867	21,493
211112	545370	Water	4,193	5,041	5,150	5,150	5,460	5,305	5,464	5,628	5,797	5,971
	Utilities		**$1,669,089**	**$1,718,523**	**$2,015,242**	**$2,015,242**	**$1,875,792**	**$2,070,517**	**$2,132,633**	**$2,196,611**	**$2,262,510**	**$2,330,385**
Leases / Rentals												
211112	512730	Equipment Rental (Non Lease)	$0	$0	$38,934	$38,934	$33,094	$40,102	$41,305	$42,544	$43,820	$45,135
211112	547110	Building / Trailer Leases	106,380	109,504	116,802	116,802	113,172	120,306	123,915	127,632	131,461	135,405
211112	*547210*	*Equipment Lease/Rental - Operations &*	151	27	-	-	-	-	-	-	-	-
	Lease/Rentals		**$106,531**	**$109,531**	**$155,736**	**$155,736**	**$146,266**	**$160,408**	**$165,220**	**$170,176**	**$175,281**	**$180,540**
	Operating Expenses		**$10,127,054**	**$11,082,849**	**$11,854,586**	**$14,684,012**	**$14,138,059**	**$12,865,034**	**$13,343,875**	**$13,597,629**	**$14,081,584**	**$14,371,025**

Inland Empire Regional Composting Authority
Schedule B - Budget Detail

Cost Center	Cost Element	ACTUAL 2023/24	ACTUAL 2024/25	ADOPTED 2025/26	AMENDED 2025/26	PROJECTED 2025/26	PROPOSED 2026/27	Forecast 2027/28	2028/29	2029/30	2030/31
Financial Expenses											
211112	551010 Bank Service Charges / Fees	$361	$62,127	$328	$328	$328	$338	$348	$358	$369	$380
211112	580050 Bad Debt Expense	3,449	71,935	-	-	-	-	-	-	-	-
	Financial Expenses	**$3,810**	**$134,062**	**$328**	**$328**	**$328**	**$338**	**$348**	**$358**	**$369**	**$380**
Other Non-Operating Expenses											
211112	580090 Non-Operating Other Expenses	$139	$0	$0	$0	$0	$0	$0	$0	$0	$0
	Interest Expenses	**$139**	**$0**	**$0**	**$0**	**$0**	**$0**	**$0**	**$0**	**$0**	**$0**
	Non-Operating Expenses	**$3,949**	**$134,062**	**$328**	**$328**	**$328**	**$338**	**$348**	**$358**	**$369**	**$380**
Capital Projects											
	Capital Replacement Projects	$1,642,219	$2,588,600	$2,250,000	$2,583,270	$2,291,202	$3,350,000	$2,000,000	$500,000	$500,000	$500,000
	Capital Projects	**$1,642,219**	**$2,588,600**	**$2,250,000**	**$2,583,270**	**$2,291,202**	**$3,350,000**	**$2,000,000**	**$500,000**	**$500,000**	**$500,000**
	TOTAL EXPENSES	**$11,773,222**	**$13,805,511**	**$14,104,914**	**$17,267,610**	**$16,429,589**	**$16,215,372**	**$15,344,223**	**$14,097,987**	**$14,581,953**	**$14,871,405**
	Net Profit/(Loss)	**(43,883)**	**704,430**	**(147,204)**	**(909,900)**	**(135,428)**	**(587,103)**	**(439,097)**	**(45,399)**	**64,472**	**296,247**

Inland Empire Regional Composting Authority
Schedule C - Projects

Project No.	Project Title	ACTUAL 2023/24	ACTUAL 2024/25	ADOPTED 2025/26	AMENDED 2025/26	PROJECTED 2025/26	PROPOSED 2026/27	FORECAST 2027/28	FORECAST 2028/29	FORECAST 2029/30	FORECAST 2030/31
Capital Projects											
Capital Replacement											
RA23002	IERCF South MCC HVAC Upgrade	173,394	-	-	-	-	-	-	-	-	-
RA23003	IERCF Active Hopper Replacement	-	379,972	-	-	-	-	-	-	-	-
RA23005	IERCF Fire Sprinkler Upgrades	8,895	-	-	-	-	-	-	-	-	-
RA23006	RCA Capital Replacement	34,995	-	-	-	-	-	-	-	-	-
RA24002	RCA Capital Replacement	280,198	-	-	-	-	-	-	-	-	-
RA24003	IERCF Operations Building Improvements	188,749	-	-	-	-	-	-	-	-	-
RA24004	IERCF Compost Facility Tent Storage Cover Replacement	831,240	-	-	-	-	-	-	-	-	-
RA24005	IERCF Amendment Hopper #2 Auger Replacement	124,748	-	-	-	-	-	-	-	-	-
RA25002	RCA Capital Replacement	-	498,685	-	-	-	-	-	-	-	-
RA25003	IERCF Server Replacement	-	125,907	-	-	-	-	-	-	-	-
RA25004	VFD Replacements	-	119,971	-	-	-	-	-	-	-	-
RA25005	Fire System PIV Replacement	-	147,335	-	-	-	-	-	-	-	-
RA25006	Roof Fan Replacement	-	10,565	-	139,435	104,576	-	-	-	-	-
RA25007	Biofilter Replacement	-	1,306,165	1,000,000	1,193,835	1,134,143	-	-	-	-	-
RA26002	Wheel Loader Replacement	-	-	750,000	750,000	677,483	-	-	-	-	-
RA26003	RCA Capital Replacement	-	-	500,000	500,000	375,000	-	-	-	-	-
RA27001	Trommel Screen #2 Replacement	-	-	-	-	-	2,000,000	-	-	-	-
RA27002	Wheel Loader Replacement	-	-	-	-	-	850,000	-	-	-	-
RA27003	RCA Capital Replacement	-	-	-	-	-	500,000	500,000	500,000	500,000	500,000
RA28001	North and South Foul Air Ducts	-	-	-	-	-	-	1,500,000	-	-	-
	Total Capital Replacement Projects	**$1,642,219**	**$2,588,600**	**$2,250,000**	**$2,583,270**	**$2,291,202**	**$3,350,000**	**$2,000,000**	**$500,000**	**$500,000**	**$500,000**
O&M Projects											
RA23007	IERCF Column Repair	67,239	-	-	-	-	-	-	-	-	-
RA24006	CURG Row 9 Roof Failure	24,813	27,872	-	219,128	217,826	-	-	-	-	-
RA25008	Ventilation Pipe Jetting Repair	-	67,702	-	110,298	82,724	-	-	-	-	-
RA26005	IERCF Interior Roadway Widening	-	-	50,000	50,000	38,810	-	-	-	-	-
RA26007	IERCF Emergency - Structural Column and Roof Repair	-	-	-	2,500,000	2,500,000	-	-	-	-	-
	Total O&M Projects (included in Materials & Supplies)	**$92,052**	**$95,574**	**$50,000**	**$2,879,426**	**$2,839,360**	**$0**	**$0**	**$0**	**$0**	**$0**
	Total Projects	**$1,734,271**	**$2,684,174**	**$2,300,000**	**$5,462,696**	**$5,130,562**	**$3,350,000**	**$2,000,000**	**$500,000**	**$500,000**	**$500,000**



INLAND EMPIRE REGIONAL COMPOSTING AUTHORITY

Adopt the Inland Empire Regional Composting Authority Budget for Fiscal Year 2026/27

Arin Boughan
Manager of Regional Composting Authority
Organics Management

May 2026

2 Key Assumptions

- $73.00 tipping fee
- $3,350,000 capital call
- Maintain 25 full time employee staffing level
- Timely stewardship of key assets to ensure consistent service levels



3 Tipping Fee

$73.00 per wet ton

(5.0% increase)

- **Includes a proposed Fiscal Year (FY) 2025/26 budget amendment of $2.5 million** for Operations and Maintenance (O&M) project RA26007: IERCF Emergency – Structural Column and Roof Repairs to address recent emergency repairs to the column and associated structural components
- **~14% Increase in O&M Cost* for FY 2026/27:**
    - Insurance – Anticipated rise in insurance premiums
    - Professional Fees and Services – Includes increased costs for contracted services, such as biofilter source testing (biennially), and compost transportation
    - Materials and Supplies – Increased need for equipment and preventive maintenance to prevent major equipment failures
    - Employment – Reflects cost-of-living adjustments and increased health benefit expenditures in accordance with the approved Memorandum of Understanding(s)

**Excludes O&M Projects*

4 FY 2026/27 Proposed Budget

	FY 2025/26 Projected Actual	FY 2026/27 Proposed Budget	Increase/ (Decrease)
Revenues and Other Funding Sources			
Operating Revenues	$11,458,332	$12,127,560	$669,228
Other Revenue and Funding Sources[1]	4,835,829	3,500,709	(1,335,120)
Total Revenues and Other Funding Sources	**$16,294,161**	**$15,628,269**	**($665,892)**
Expenses and Other Uses of Funds			
Operating Expense	$14,138,387	$12,865,372	($1,273,015)
Capital Project Expense	2,291,202	3,350,000	1,058,798
Total Expenses and Other Uses of Funds	**$16,429,589**	**$16,215,372**	**($214,217)**
Increase/(Decrease) Net Position	**($135,428)**	**($587,103)**	**($451,675)**

[1] *Includes proposed capital call, interest income, and other non-operating revenues*

5 Capital Improvement Plan

Project Description	FY 2025/26 Projected Actual	FY 2026/27 Proposed Budget
Trommel Screen #2 Replacement	$0	$2,000,000
Biofilter Replacement	1,134,143	-
Wheel Loader Replacement	677,483	850,000
Regional Composting Authority Capital Replacement	375,000	500,000
Roof Fan Replacement	104,576	-
Total Capital Improvement Plan	**$2,291,202**	**$3,350,000**

6 Revenues

- *Increase in Biosolids and Non-Biosolids Recycle Fees*

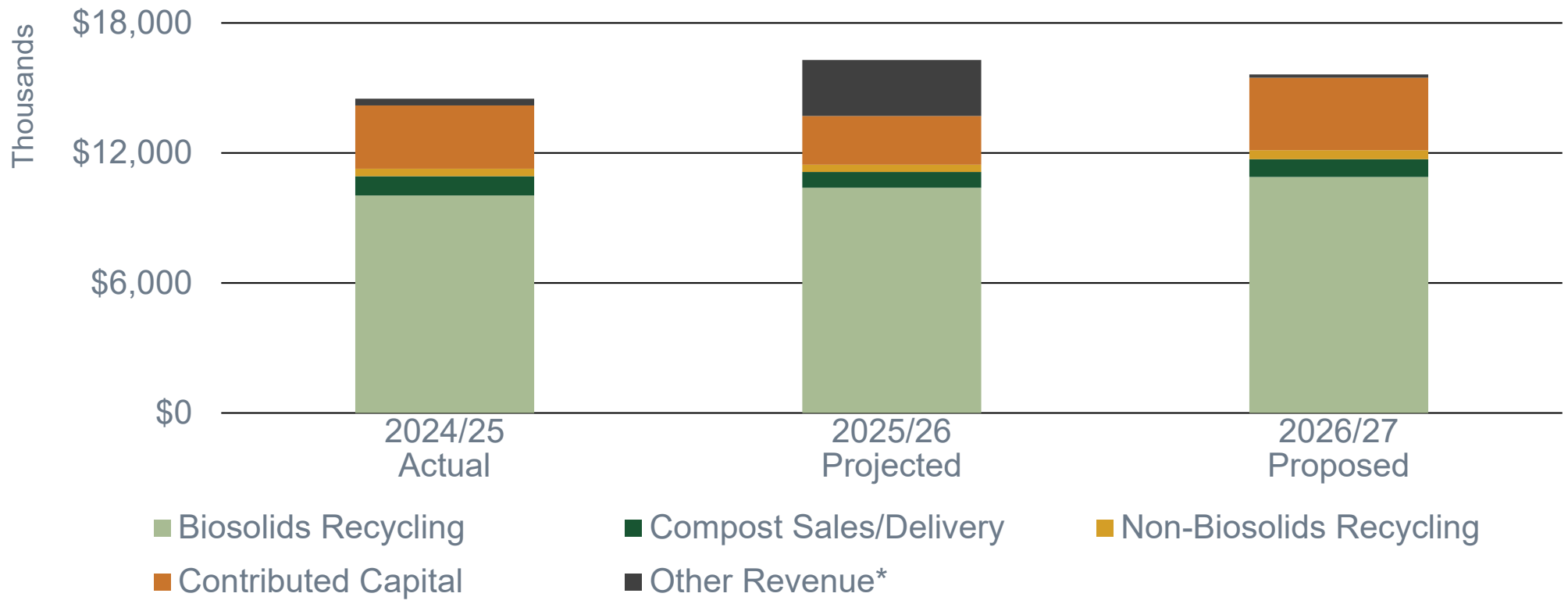

*Other Income include interest income and miscellaneous revenues

7 Expenses

- *Increase in projected Insurance Premiums and Professional Fees and Services*

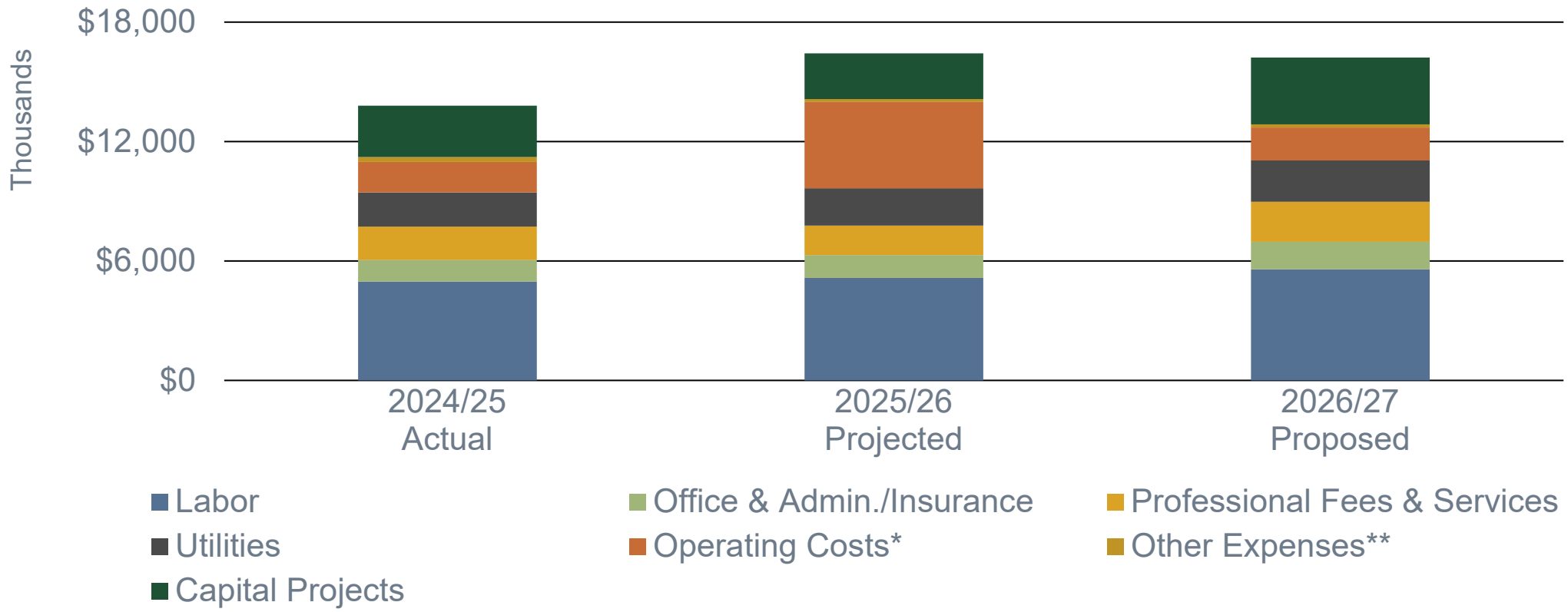

*Operating costs include operating fees, biofilter replacement, materials and supplies
**Other expenses include lease and rentals, financial expenses

8 Fund Balance

- *Maintaining reserve levels per policy*

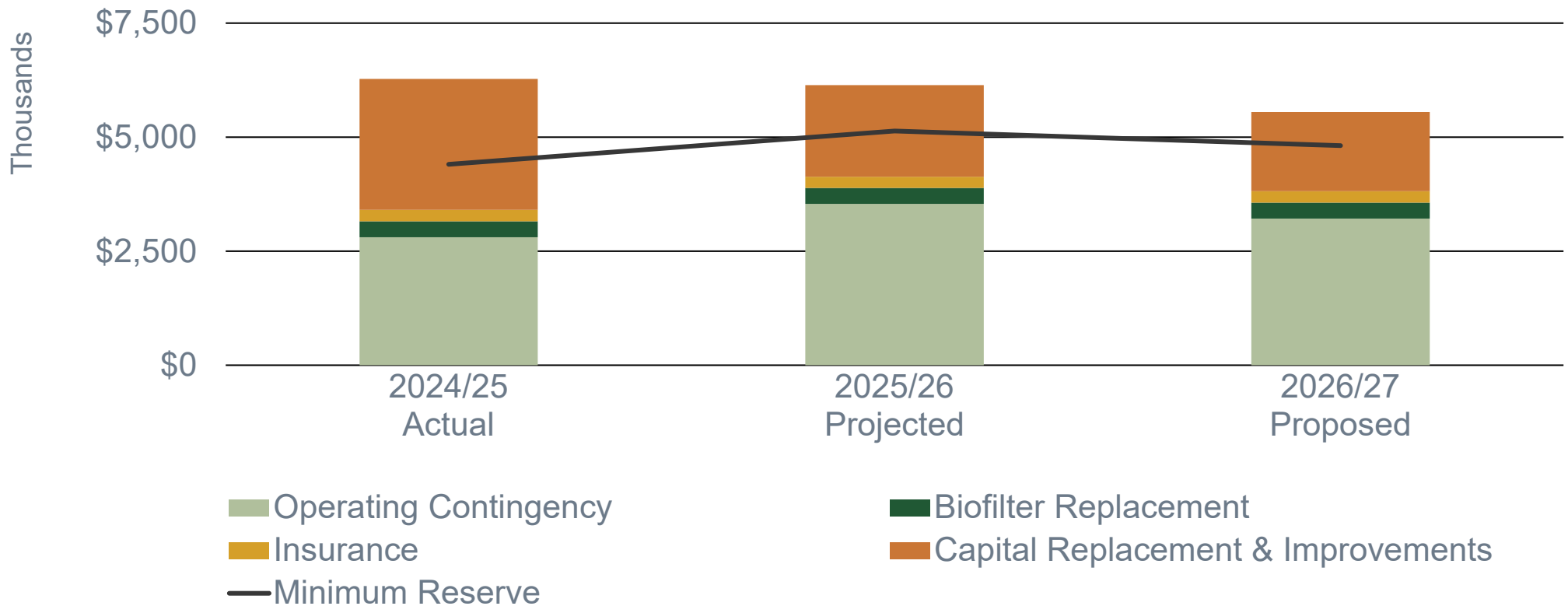

Questions?

INLAND EMPIRE REGIONAL COMPOSTING AUTHORITY

LOS ANGELES COUNTY SANITATION DISTRICTS
Converting Waste Into Resources

ierca.org

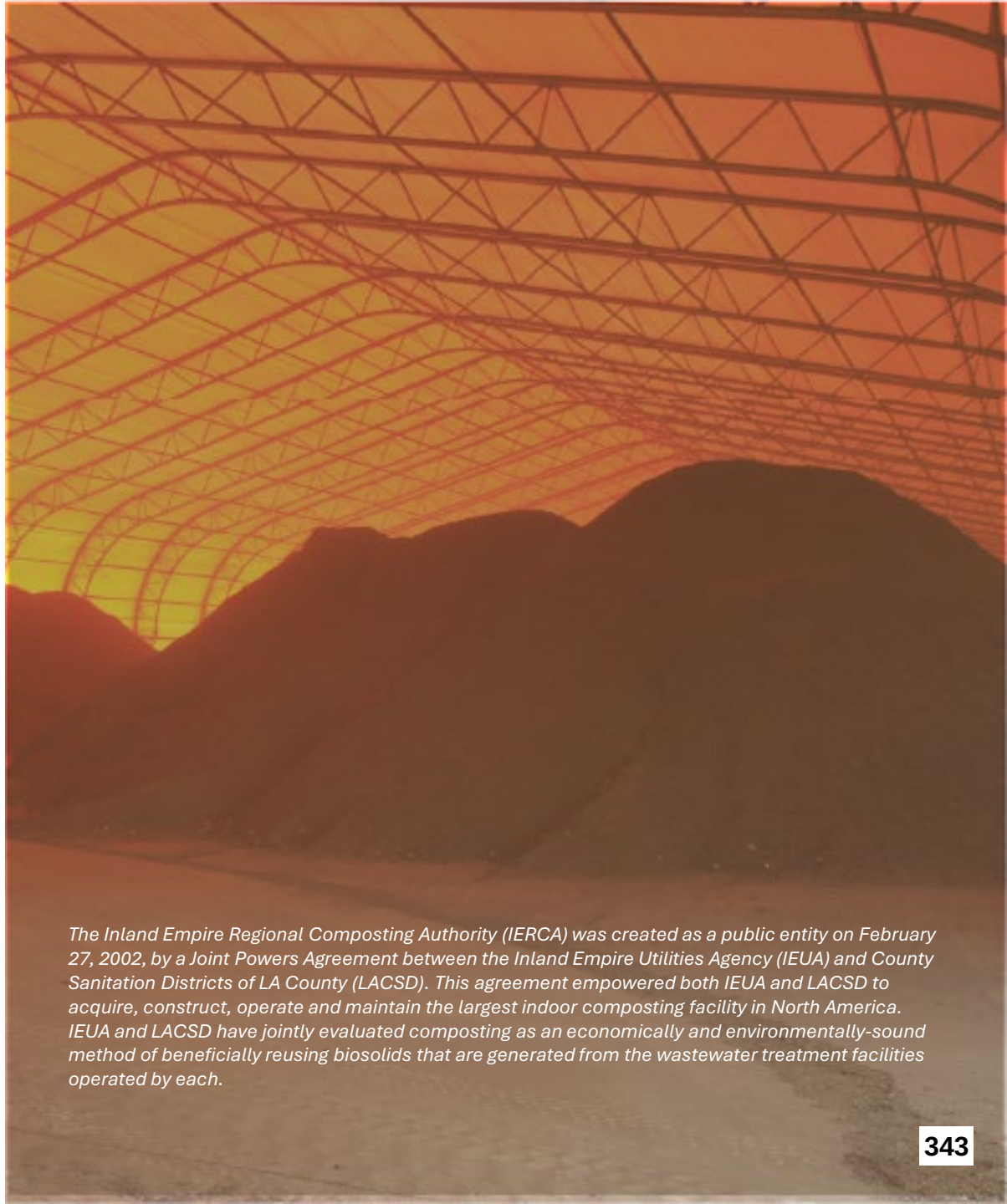

The Inland Empire Regional Composting Authority (IERCA) was created as a public entity on February 27, 2002, by a Joint Powers Agreement between the Inland Empire Utilities Agency (IEUA) and County Sanitation Districts of LA County (LACSD). This agreement empowered both IEUA and LACSD to acquire, construct, operate and maintain the largest indoor composting facility in North America. IEUA and LACSD have jointly evaluated composting as an economically and environmentally-sound method of beneficially reusing biosolids that are generated from the wastewater treatment facilities operated by each.

Inland Empire Utilities Agency
A MUNICIPAL WATER DISTRICT

5F

Date: May 13, 2026

To: The Honorable Board of Directors **From:** Kevin Alexander, General Manager

Committee: No Committee Review

Staff Contact: Lisa Dye, Assistant General Manager

Subject: Treasurer's Report of Financial Affairs (Written/PowerPoint)

Executive Summary:

The Treasurer's Report of Financial Affairs for March 2026 is presented in accordance with State reporting requirements. As of March 31, 2026, cash, investments, and restricted deposits totaled $523,692,731, an increase of $2,090,386 from the $521,602,345 reported in February 2026. The increase in cash, investments, and restricted deposits was primarily due to property tax receipts from the San Bernardino County Tax Assessor and $3.1 million of January Semiannual Capital Call receipts.

The average days of cash on hand decreased from 500 to 481 in March. IEUA's unrestricted investment portfolio yield was 3.928 percent in March, compared to 3.942 percent in February, a decrease of 0.014 percent. The change in yield is primarily due to lower earnings yields for managed investments and local government investment pools.

Budget Impact *Budgeted (Y/N):* N *Amendment (Y/N):* N *Amount for Requested Approval*

Regional Sewerage *Technical Committee (Y/N):* N

Policy Committee (Y/N): N

Environmental Determination:

Not Applicable

Attachments:

Attachment 1 - Background
Attachment 2 - PowerPoint
Attachment 3 - Treasurer's Report of Financial Affairs

Background

Subject: Treasurer's Report of Financial Affairs

The Treasurer's Report of Financial Affairs is submitted in a format consistent with State requirements. The monthly report denotes investment transactions that have been executed in accordance with the IEUA's Investment Policy (Resolution No. 2025-5-2).

IEUA's total cash, investments, and restricted deposits for the month of March 2026 were $523.7 million, an increase of $2.1 million compared to the $521.6 million reported in February 2026, as shown in Figure 1. The increase in cash, investments, and restricted deposits is primarily attributed to property tax receipts from the San Bernardino County Tax Assessor and $3.1 million of January Semiannual Capital Call receipts.

Figure 1: Cash, Investments, and Restricted Deposits

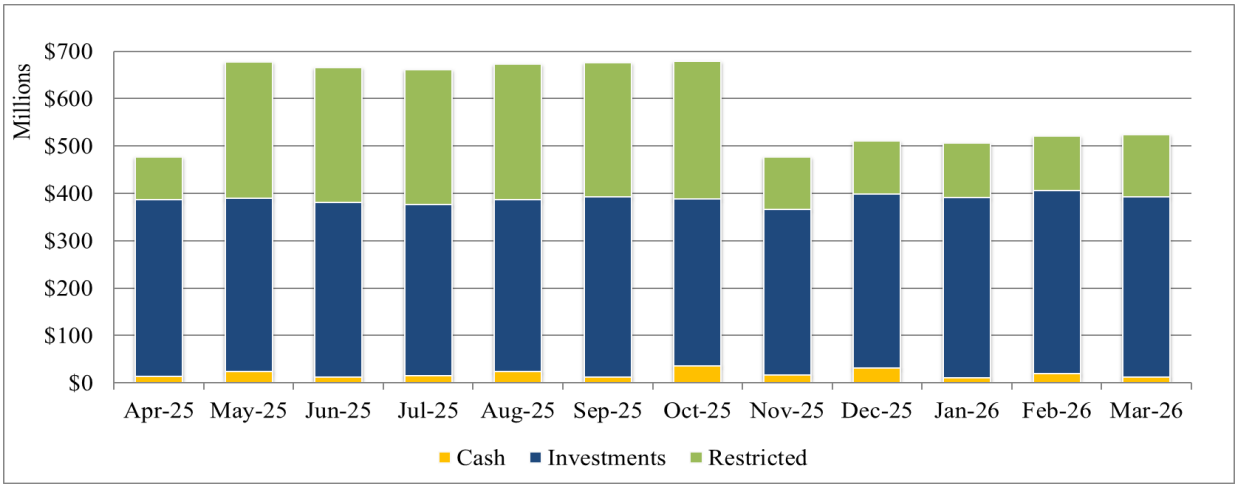

The investment in the Truist Financial corporate note for $0.94 million, maturing in August 2027, continues to retain an A- rating by Standard and Poor's despite the May 2024 downgrade by Moody's Investor Service to Baa1. IEUA staff, in collaboration with PFM Asset Management, will continue to monitor Truist Financials overall financial health. Regular updates on the status of this investment will be provided each month to ensure continued transparency.

Table 1 below presents IEUA's unrestricted investment portfolio by authorized investment and duration, with a total portfolio value of $380.7 million. The investment portfolio value excludes cash and restricted deposits of $143.0 million.

The unrestricted investment portfolio yield in March 2026 was 3.928 percent, compared to 3.942 percent in February, a decrease of 0.014 percent. The change in yield is primarily due to lower earnings yields for managed investments and local government investment pools.

Table 1: IEUA Portfolio

Authorized Investments	Allowable Threshold ($ million or %)	Investment Value as of March 31, 2026 ($ million)				Average Yield %	Portfolio% (Unrestricted)
		Under 1 Year	1-3 Years	Over 3 Years	Total		
LAIF* Unrestricted	$75	$66.9	$0.0	$0.0	$66.9	3.826%	17.57%
CAMP** Unrestricted	n/a	115.0	0.0	0.0	115.0	3.800%	30.20%
CAMP Term (Matures 8/26/26)	n/a	25.0	0.0	0.0	25.0	4.010%	6.57%
CAMP Term (Matures 12/09/26)	n/a	25.0	0.0	0.0	25.0	3.760%	6.57%
Sub-Total IEUA Managed		**$231.9**	**$0.0**	**$0.0**	**$231.9**	**3.826%**	**60.91%**
Brokered Certificates of Deposit	30%	$1.1	$0.0	$0.0	$1.1	5.080%	0.28%
Bank Notes	30%	0.0	1.1	0.0	1.1	5.467%	0.28%
Medium Term Notes	30%	3.3	17.0	18.4	38.7	4.272%	10.19%
Federal Agency Mortgage-Backed Securities	n/a	2.5	17.4	8.0	27.9	4.713%	7.33%
US Treasury Notes	n/a	0.0	43.8	36.2	80.0	3.749%	21.01%
Sub-Total PFMAM* Managed**		**$6.9**	**$79.3**	**$62.6**	**$148.8**	**4.088%**	**39.09%**
Total		**$238.8**	**$79.3**	**$62.6**	**$380.7**	**3.928%**	**100.0%**

*LAIF - Local IEUA Investment Fund
**CAMP - California Asset Management Program
***PFMAM - PFM Asset Management
+/- due to rounding

Average days cash on hand is calculated using the month-end balance of unrestricted cash and cash equivalents divided by disbursements associated with operating expenses, debt service costs, and capital expenditures. The average days of cash on hand for the month ending March 2026 decreased from 500 to 481 days, as shown in Figure 2.

Figure 2: Days Cash on Hand – 12 Month (Mo) Rolling Average

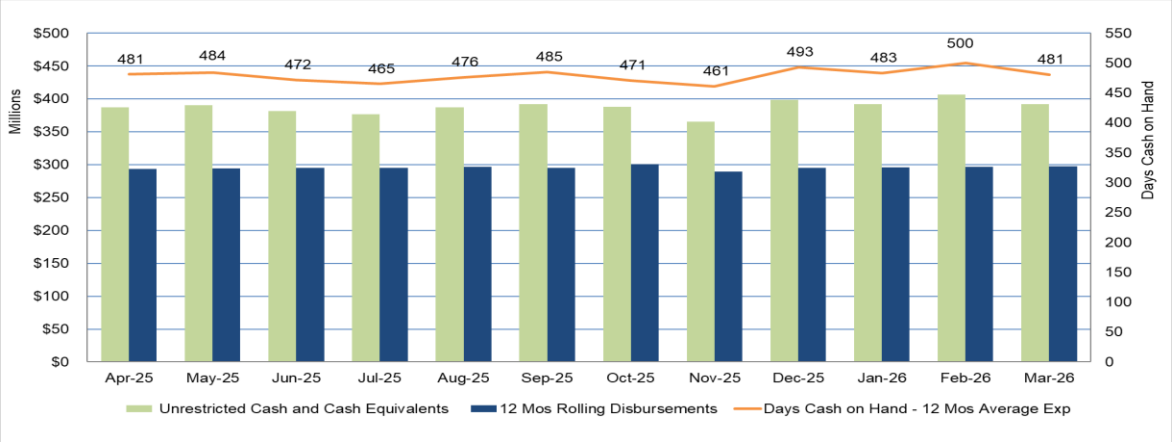

Monthly cash and investment summaries are available on the IEUA's website at: https://www.ieua.org/read-our-reports/cash-and-investment/



Inland Empire Utilities Agency
A MUNICIPAL WATER DISTRICT

Treasurer's Report of Financial Affairs

Cecilia House
Senior Financial Analyst

May 2026

2 IEUA Liquidity

- The increase in cash, investments, and restricted deposits is primarily due to property tax receipts from the San Bernardino County Tax Assessor and $3.1 million of January Semiannual Capital Call receipts
- The change in yield is primarily due to declining earnings yields at the California Asset Management Program (CAMP), Local Agency Investment Fund (LAIF), and managed investments

Description	March $ Millions	February $ Millions	Increase / (Decrease) $ Millions
Investment Portfolio	$380.7	$386.4	($5.7)
Cash and Restricted Deposits	143.0	135.2	7.8
Total Cash, Investments, and Restricted Deposits	**$523.7**	**$521.6**	**$2.1**
Investment Portfolio Yield	3.928%	3.942%	(0.014%)
Weighted Average Duration (Years)	1.46	1.30	0.16
Average Cash on Hand (Days)*	481	500	(19)

**Calculated using the month end balance of unrestricted cash and cash equivalents divided by disbursements for operating expense, debt service, and capital expenditures. Totals may not tie due to rounding.*

Monthly cash and investment summaries available at: https://www.ieua.org/read-our-reports/cash-and-investment/

3 IEUA Investment Position ($ Millions)

Authorized Investments	Allowable Threshold	Under 1 Year	1 – 3 Years	Over 3 Years	Total	Average Yield %	Portfolio % (Unrestricted)
LAIF	$75	$66.9	$0.0	$0.0	$66.9	3.826%	17.57%
CAMP	n/a	115.0	0.0	0.0	115.0	3.800%	30.20%
CAMP Term (Matures 8/26/2026)	n/a	25.0	0.0	0.0	25.0	4.010%	6.57%
CAMP Term (Matures 12/9/2026)	n/a	25.0	0.0	0.0	25.0	3.760%	6.57%
Sub-Total IEUA Managed		**$231.9**	**$0.0**	**$0.0**	**$231.9**	**3.826%**	**60.91%**
Brokered Certificates of Deposit	30%	$1.1	$0.0	$0.0	$1.1	5.080%	0.28%
Bank Notes	30%	0.0	1.1	0.0	1.1	5.467%	0.28%
Medium Term Notes	30%	3.3	17.0	18.4	38.7	4.272%	10.19%
Federal Agency Mortgage-Backed Securities	n/a	2.5	17.4	8.0	27.9	4.713%	7.33%
US Treasury Notes	n/a	0.0	43.8	36.2	80.0	3.749%	21.01%
Sub-Total PFM Asset Management Managed		**$6.9**	**$79.3**	**$62.6**	**$148.8**	**4.088%**	**39.09%**
Total		**$238.8**	**$79.3**	**$62.6**	**$380.7**	**3.928%**	**100.00%**

4 Portfolio Yield Comparison

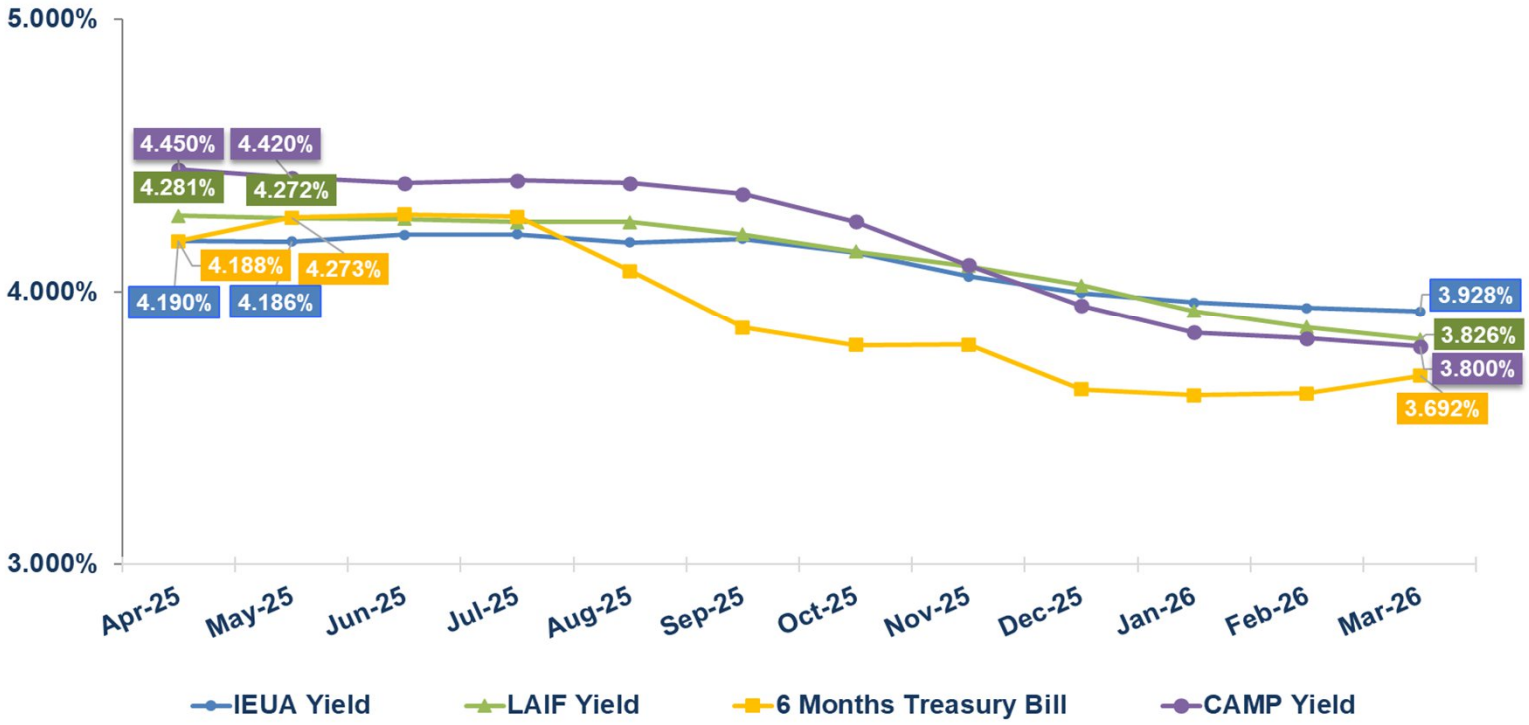

TREASURER'S REPORT OF FINANCIAL AFFAIRS

For the Month Ended March 31, 2026

Inland Empire Utilities Agency
A MUNICIPAL WATER DISTRICT

All investment transactions have been executed in accordance with the criteria stated in the IEUA's Investment Policy (Resolution No. 2025-5-2) adopted by the Inland Empire Utilities Agency's Board of Directors during its regular meeting held on May 21, 2025. The funds anticipated to be available during the next six-month period are expected to be sufficient to meet all foreseen expenditures during the period.

* A Municipal Water District

INLAND EMPIRE UTILITIES AGENCY
Cash and Investment Summary
Month Ended
March 31, 2026

	March	February	Variance
Cash, Bank Deposits, and Bank Investment Accounts	$11,516,949	$20,057,226	($8,540,277)
Investments			
IEUA Managed			
Local Agency Investment Fund (LAIF)	$66,887,319	$66,887,319	$0
California Asset Management Program (CAMP)	114,991,353	121,619,704	(6,628,351)
CAMP Term Investment	25,000,000	25,000,000	-
CAMP Term Investment	25,000,000	25,000,000	-
Total IEUA Managed Investments	$231,878,672	$238,507,023	($6,628,351)
PFM Managed			
Certificates of Deposit	$1,075,000	$1,075,000	$0
Bank Notes	1,080,568	2,725,277	(1,644,709)
Federal Agency Commercial Mortgage-Backed Securites	27,921,319	26,499,611	1,421,708
Medium Term Notes	38,787,950	32,862,740	5,925,210
U.S. Treasury Bonds/Bills/Notes	79,967,671	84,739,708	(4,772,037)
Total PFM Managed Investments	$148,832,508	$147,902,336	$930,172
Total Investments	$380,711,180	$386,409,359	($5,698,179)
Total Cash and Investments Available to the IEUA	$392,228,129	$406,466,585	($14,238,456)
Restricted Deposits			
CAMP Water Connection Reserve	$34,684,717	$33,355,989	$1,328,728
LAIF Self Insurance Reserve	7,495,644	7,495,644	-
Bond and Note Accounts	432	432	-
Capital Call Holding Account	38,988,042	22,439,910	16,548,132
SRF Loan Reserve Accounts	6,442,293	6,442,293	-
California Employers' Retirement Benefit Trust Account - CERBT (Other Post Employment Benefits - OPEB)	26,450,842	27,650,804	(1,199,962)
Escrow Deposits	17,402,632	17,750,688	(348,056)
Total Restricted Deposits	$131,464,602	$115,135,760	$16,328,842
Total Cash, Investments, and Restricted Deposits	**$523,692,731**	**$521,602,345**	**$2,090,386**

INLAND EMPIRE UTILITIES AGENCY
Cash and Investment Summary
Month Ended
March 31, 2026

Cash, Bank Deposits, and Bank Investment Accounts	
JPM Checking Account	$11,241,484
JPM Payroll Account	-
JPM Workers' Compensation Account	-
Subtotal Demand Deposits	$11,241,484
Other Cash and Bank Accounts	
Petty Cash	$2,250
Subtotal Other Cash	$2,250
US Bank Pre-Investment Money Market Account	$273,215
Total Cash and Bank Accounts	**$11,516,949**
Unrestricted Investments	
Local Agency Investment Fund (LAIF)	
LAIF Fund	$66,887,319
Subtotal Local Agency Investment Fund	$66,887,319
California Asset Management Program (CAMP)	
CAMP Fund	$114,991,353
CAMP Term Investment (Matures 8/26/2026)	25,000,000
CAMP Term Investment (Matures 12/09/2026)	25,000,000
Subtotal CAMP	$164,991,353
Subtotal IEUA Managed Investment Accounts	**$231,878,672**
Brokered Certificates of Deposit	
Brokered Certificates of Deposit	$1,075,000
Subtotal Brokered Certificates of Deposit	$1,075,000
Bank Notes	
Bank Notes	$1,080,568
Subtotal Bank Notes	$1,080,568

INLAND EMPIRE UTILITIES AGENCY
Cash and Investment Summary
Month Ended
March 31, 2026

Unrestricted Investments Continued

Federal Agency Commercial Mortgage-Backed Security	
Federal Agency Comm. Mortgage-Backed Security	$27,921,319
Subtotal Federal Agency Comm. Mortgage-Backed Security	$27,921,319
Medium Term Notes	
Medium Term Notes	$38,787,950
Subtotal Medium Term Notes	$38,787,950
U.S. Treasury Bonds/Bills/Notes	
Treasury Note	$79,967,671
Subtotal U.S. Treasury Notes	$79,967,671
Subtotal PFM Managed Investment Accounts	**$148,832,508**
Total Investments	**$380,711,180**

Restricted Deposits

Investment Pool Accounts	
CAMP - Water Connection Reserves	$34,684,717
LAIF - Self Insurance Fund Reserves	7,495,644
Subtotal Investment Pool Accounts	$42,180,361
Bond and Note Accounts	
2017A Debt Service Accounts	$432
Subtotal Bond and Note Accounts	$432

INLAND EMPIRE UTILITIES AGENCY
Cash and Investment Summary
Month Ended
March 31, 2026

Restricted Deposits Continued

Capital Call HoldingAccount	
JPMC- Capital Call Holding Account	$38,988,042
Subtotal Capital Call Holding Account	$38,988,042
SRF Loan Reserve Accounts	
JPMC- SRF Reserve Accounts	$6,442,293
Subtotal SRF Loan Reserve Accounts	$6,442,293
CalPERS	
CERBT Account (OPEB)	$26,450,842
Subtotal CalPERS Accounts	$26,450,842
Escrow Deposits	
W.M. Lyles Construction	$17,402,632
Subtotal Escrow Deposits	$17,402,632
Total Restricted Deposits	$131,464,602
Total Cash, Investments, and Restricted Deposits as of March 31, 2026	**$523,692,731**
Total Cash, Investments, and Restricted Deposits as of 03/31/2026	$523,692,731
Less: Total Cash, Investments, and Restricted Deposits as of 02/28/2026	521,602,345
Total Monthly Increase (Decrease)	$2,090,386

INLAND EMPIRE UTILITIES AGENCY
Cash and Investment Summary
Month Ended
March 31, 2026

	Par Amount	Cost Basis Amount	Term (Days)	March Value	% Coupon	% Yield to Maturity	Maturity Date	Market Value
Cash, Bank Deposits, and Bank Investment Accounts								
JP Morgan Chase (JPM)								
Checking	$11,241,484	$11,241,484	N/A	$11,241,484		2.20%	N/A	$11,241,484
Payroll Checking	-	-	N/A	-		N/A	N/A	-
Workers' Compensation Account	-	-	N/A	-		N/A	N/A	-
Subtotal JPM Accounts	$11,241,484	$11,241,484		$11,241,484				$11,241,484
US Bank (USB)								
Custodial Money Market *(Investment Mgmt.)*	$254,483	$254,483	N/A	$254,483		3.14%	N/A	$254,483
Custodial Money Market *(Debt Service)*	18,732	18,732	N/A	18,732		3.14%	N/A	18,732
Subtotal USB Account	$273,215	$273,215		$273,215		3.14%		$273,215
Petty Cash	$2,250	$2,250	N/A	$2,250		N/A	N/A	$2,250
Total Cash, Bank Deposits and Bank Investment Accounts	**$11,516,949**	**$11,516,949**		**$11,516,949**				**$11,516,949**
Investments								
LAIF Accounts								
Non-Restricted Funds	$66,887,319	$66,887,319	N/A	$66,887,319		3.83%	N/A	$66,887,319
Subtotal LAIF Accounts	$66,887,319	$66,887,319		$66,887,319		3.83%		$66,887,319
CAMP Accounts								
Non-Restricted Funds	$114,991,353	$114,991,353	N/A	$114,991,353		3.80%	N/A	$114,991,353
Subtotal CAMP Accounts	$114,991,353	$114,991,353		$114,991,353		3.80%		$114,991,353
Camp Term Investment								
CAMP Term Investment	$25,000,000	$25,000,000	364	$25,000,000		4.01%	08/26/26	$25,000,000
CAMP Term Investment	25,000,000	25,000,000	364	25,000,000		3.76%	12/09/26	25,000,000
Subtotal CAMP Term Investment	$50,000,000	$50,000,000		$50,000,000		3.89%		$50,000,000
Subtotal IEUA Managed Investment Accounts	**$231,878,672**	**$231,878,672**		**$231,878,672**		**3.83%**		**$231,878,672**
Brokered Certificates of Deposit (CDs)								
Cooperat Rabobank UA/NY	$1,075,000	$1,075,000	1093	$1,075,000		5.08%	07/17/26	$1,079,769
Subtotal Brokered CDs	$1,075,000	$1,075,000		$1,075,000		5.08%		$1,079,769
Bank Notes								
Morgan Stanley Bank NA Bank Notes	$365,000	$365,000	1457	$365,000	5.50%	5.50%	05/26/28	$369,151
Morgan Stanley Bank NA Bank Notes	715,000	716,509	1456	715,568	5.50%	5.45%	05/26/28	723,132
Subtotal Bank Notes	$1,080,000	$1,081,509		$1,080,568		5.47%		$1,092,283
Federal Agency Commercial Mortgage-Backed Security (CMBS)								
FHMS K061 A2	$745,345	$722,402	1257	$741,087	3.35%	4.29%	11/01/26	$741,356
FHMS K064 A2	1,160,000	1,094,206	1291	1,142,042	3.22%	4.94%	03/01/27	1,151,436
FHMS K065 A2	660,000	622,282	1322	649,085	3.24%	4.93%	04/01/27	654,657
FHMS K066 A2	1,014,194	948,430	1379	993,081	3.12%	4.97%	06/01/27	1,003,962

INLAND EMPIRE UTILITIES AGENCY
Cash and Investment Summary
Month Ended
March 31, 2026

	Par Amount	Cost Basis Amount	Term (Days)	March Value	% Coupon	% Yield to Maturity	Maturity Date	Market Value
Investments (continued)								
FHMS K507 A1	933,587	918,936	1647	926,392	4.80%	5.19%	04/01/28	942,872
FHMS K506 A1	543,682	535,551	1691	539,706	4.65%	5.01%	05/01/28	548,433
FHMS KJ46 A1	861,423	861,402	1771	861,414	4.78%	4.78%	06/01/28	866,391
FHMS K505 A2	1,075,000	1,085,737	1778	1,079,864	4.82%	4.59%	06/01/28	1,087,005
FNA 2023-M6 A2	1,008,158	991,066	1797	1,000,212	4.18%	4.58%	07/01/28	1,007,231
FHMS KJ47 A1	305,466	305,465	1769	305,466	5.27%	5.27%	08/01/28	308,147
FHMS K506 A2	1,115,000	1,098,506	1783	1,106,462	4.65%	4.99%	08/01/28	1,126,234
FHMS K508 A2	1,115,000	1,090,541	1748	1,102,077	4.74%	5.25%	08/01/28	1,126,985
FHMS K509 A2	845,000	818,059	1767	830,160	4.85%	5.60%	09/01/28	857,630
FHMS K507 A2	1,100,000	1,086,852	1800	1,092,917	4.80%	5.07%	09/01/28	1,114,108
FHMS K510 A2	430,000	428,757	1776	429,312	5.07%	5.14%	10/01/28	438,676
FHMS K511 A2	625,000	623,204	1760	624,000	4.86%	4.93%	10/01/28	634,735
FHMS K512 A2	520,570	525,431	1777	523,334	5.00%	4.79%	11/01/28	530,949
FHMS K513 A2	640,000	646,393	1779	643,725	4.72%	4.50%	12/01/28	648,337
FHMS K514 A2	645,000	651,449	1758	648,790	4.57%	4.34%	12/01/28	650,597
FHMS K518 A2	795,000	814,195	1740	806,956	5.40%	4.83%	01/01/29	820,140
FHMS K517 A2	985,000	1,014,536	1754	1,002,961	5.36%	4.67%	01/01/29	1,014,151
FHMS K515 A2	1,100,000	1,129,634	1775	1,117,842	5.40%	4.79%	01/01/29	1,132,670
FHMS K516 A2	1,100,000	1,132,997	1761	1,120,017	5.48%	4.79%	01/01/29	1,133,842
FHMS K520 A2	625,000	627,537	1766	626,647	5.18%	5.09%	03/01/29	640,714
FHMS K524 A2	920,000	925,650	1741	923,890	4.72%	4.58%	05/01/29	934,756
FHMS K526 A2	1,030,000	1,039,635	1781	1,036,699	4.54%	4.33%	07/01/29	1,040,363
FHMS K530 A2	1,120,000	1,125,832	1739	1,124,411	4.79%	4.67%	09/01/29	1,139,958
FHMS K553 A2	705,000	705,882	1781	705,849	4.07%	4.04%	12/01/30	698,357
FHMS K554 A2	1,280,000	1,284,945	1767	1,284,867	4.22%	4.13%	12/01/30	1,278,504
FHMS K557 A2	700,000	699,987	1756	699,988	3.94%	3.94%	01/01/31	689,665
FHMS K555 A2	1,490,000	1,484,977	1784	1,485,104	4.05%	4.13%	01/01/31	1,474,203
FHMS K558 A2	745,000	746,937	1801	746,962	4.13%	4.07%	03/01/31	741,365
Subtotal Fed. Agcy. Comm. Mortgage-Backed Security	$27,937,425	$27,787,413		$27,921,319		4.71%		$28,178,429
US Treasury Bond/Bill/Note								
US Treasury Note	$1,000,000	$893,750	1729	$975,788	0.50%	2.92%	04/30/27	$965,616
US Treasury Note	1,055,000	936,436	1784	1,024,761	0.50%	2.99%	06/30/27	1,012,718
US Treasury Note	3,315,000	3,142,905	1804	3,267,206	2.25%	3.40%	08/15/27	3,245,073
US Treasury Note	1,965,000	1,952,181	1792	1,961,087	4.13%	4.27%	09/30/27	1,973,060
US Treasury Note	1,105,000	1,120,366	1788	1,109,967	4.13%	3.81%	10/31/27	1,109,576
US Treasury Note	2,165,000	1,843,717	1759	2,059,428	0.50%	3.91%	10/31/27	2,054,806
US Treasury Note	10,000,000	9,983,594	716	9,986,710	3.50%	3.59%	10/31/27	9,946,480
US Treasury Note	1,925,000	1,932,971	1639	1,927,957	3.88%	3.77%	11/30/27	1,926,128
US Treasury Note	1,085,000	1,092,502	691	1,091,783	4.00%	3.62%	12/15/27	1,087,924
US Treasury Note	2,235,000	2,145,949	1750	2,200,143	2.75%	3.66%	02/15/28	2,192,133
US Treasury Note	625,000	561,694	1786	599,125	1.25%	3.52%	03/31/28	594,385

INLAND EMPIRE UTILITIES AGENCY
Cash and Investment Summary
Month Ended
March 31, 2026

	Par Amount	Cost Basis Amount	Term (Days)	March Value	% Coupon	% Yield to Maturity	Maturity Date	Market Value
Investments (continued)								
US Treasury Note	2,160,000	2,158,312	1795	2,159,314	3.63%	3.64%	03/31/28	2,152,153
US Treasury Note	10,000,000	10,038,672	883	10,032,837	3.75%	3.58%	04/15/28	9,986,330
US Treasury Note	935,000	930,800	1826	933,252	3.50%	3.60%	04/30/28	929,083
US Treasury Note	1,335,000	1,339,015	844	1,338,699	3.75%	3.61%	05/15/28	1,333,175
US Treasury Note	2,000,000	2,071,406	1082	2,062,626	4.88%	3.59%	10/31/28	2,051,016
US Treasury Note	145,000	143,018	1028	143,146	3.13%	3.64%	11/15/28	142,474
US Treasury Note	885,000	878,086	1822	881,026	3.75%	3.92%	12/31/28	883,237
US Treasury Note	400,000	413,062	1263	411,701	4.63%	3.61%	04/30/29	409,062
US Treasury Note	280,000	282,538	1819	281,674	4.50%	4.30%	05/31/29	285,425
US Treasury Note	50,000	49,607	1824	49,735	4.25%	4.43%	06/30/29	50,605
US Treasury Note	510,000	517,570	1797	515,275	4.00%	3.67%	07/31/29	512,271
US Treasury Note	1,290,000	1,292,671	1821	1,291,882	3.63%	3.58%	08/31/29	1,280,124
US Treasury Note	2,500,000	2,492,578	1823	2,494,669	3.50%	3.57%	09/30/29	2,469,923
US Treasury Note	630,000	629,483	1826	629,620	4.13%	4.14%	10/31/29	635,168
US Treasury Note	1,000,000	1,017,461	1447	1,015,888	4.13%	3.65%	10/31/29	1,008,203
US Treasury Note	1,615,000	1,611,026	1822	1,612,070	4.13%	4.18%	10/31/29	1,628,248
US Treasury Note	2,240,000	2,244,025	1820	2,243,043	4.13%	4.08%	11/30/29	2,258,549
US Treasury Note	2,415,000	2,409,623	1819	2,410,847	4.38%	4.43%	12/31/29	2,455,847
US Treasury Note	1,095,000	1,090,937	1821	1,091,803	4.25%	4.33%	01/31/30	1,108,858
US Treasury Note	3,400,000	3,399,867	1821	3,399,902	4.00%	4.00%	02/28/30	3,412,883
US Treasury Note	1,380,000	1,386,900	1824	1,385,631	4.00%	3.89%	03/31/30	1,384,960
US Treasury Note	300,000	296,848	1811	297,362	3.88%	4.11%	04/30/30	299,672
US Treasury Note	2,950,000	2,913,816	1823	2,919,340	3.75%	4.02%	05/31/30	2,932,023
US Treasury Note	720,000	722,166	1825	721,867	3.88%	3.81%	06/30/30	718,903
US Treasury Note	1,225,000	1,218,971	1821	1,219,695	3.88%	3.98%	07/31/30	1,222,942
US Treasury Note	4,365,000	4,341,811	1823	4,344,299	3.63%	3.74%	08/31/30	4,311,459
US Treasury Note	390,000	388,903	1824	389,005	3.63%	4.69%	09/30/30	385,140
US Treasury Note	860,000	857,346	1812	857,535	3.63%	3.69%	10/31/30	848,880
US Treasury Note	2,825,000	2,808,889	1821	2,809,853	3.50%	3.63%	11/30/30	2,773,026
US Treasury Note	140,000	139,316	1821	139,347	3.63%	3.73%	12/31/30	138,097
US Treasury Note	575,000	573,226	1821	573,277	3.75%	3.82%	01/31/31	570,103
US Treasury Note	1,145,000	1,144,955	1816	1,144,960	3.75%	3.75%	01/31/31	1,135,249
US Treasury Note	1,995,000	1,962,270	1810	1,962,536	3.50%	3.87%	02/28/31	1,956,347
Subtotal US Treasuries	$80,230,000	$79,371,239		$79,967,671		3.75%		$79,777,334
Medium Term Notes								
Microsoft Corp (Callable)	$1,100,000	$1,112,199	1625	$1,100,966	2.40%	2.14%	08/08/26	$1,093,984
Paccar Financial Corp Note	830,000	833,818	1095	830,456	5.05%	4.88%	08/10/26	832,501
JP Morgan Chase (Callable)	565,000	564,486	917	564,854	5.11%	5.15%	12/08/26	568,165
Target Corp	150,000	149,745	1817	149,960	1.95%	1.99%	01/15/27	147,646
Target Corp	690,000	689,579	1810	689,933	1.95%	1.96%	01/15/27	679,174
Goldman Sachs Bank USA	915,000	920,755	729	915,811	5.41%	5.08%	05/21/27	916,133
Truist Financial Corp	935,000	817,779	1824	903,576	1.13%	3.91%	08/03/27	896,217
Home Depot Inc	1,145,000	1,079,586	1688	1,124,440	2.80%	4.17%	09/14/27	1,125,361
Bank of NY Mellon Corp	700,000	680,078	1279	689,105	3.44%	4.33%	02/07/28	695,014
JP Morgan Chase (Callable)	620,000	566,909	1620	597,280	2.95%	5.13%	02/24/28	612,199
Kenvue Inc	650,000	665,347	996	661,149	5.05%	4.12%	03/22/28	659,920
Walmart Inc	1,330,000	1,327,034	1794	1,328,768	3.90%	3.95%	04/15/28	1,328,932

INLAND EMPIRE UTILITIES AGENCY
Cash and Investment Summary
Month Ended
March 31, 2026

	Par Amount	Cost Basis Amount	Term (Days)	March Value	% Coupon	% Yield to Maturity	Maturity Date	Market Value
Investments (continued)								
John Deere Capital Corp	160,000	162,176	1827	160,995	4.95%	4.64%	07/14/28	163,101
John Deere Capital Corp	280,000	283,802	1824	281,741	4.95%	4.64%	07/14/28	285,426
John Deere Capital Corp	370,000	369,449	1827	369,748	4.95%	4.98%	07/14/28	377,170
National Rural Util Coop	460,000	459,485	1096	459,583	4.15%	4.19%	08/25/28	458,496
Citibank NA Corp Notes	1,660,000	1,660,000	1827	1,660,000	5.80%	5.80%	09/29/28	1,723,732
Bank of America Corp (Callable)	895,000	904,917	1393	901,540	4.98%	4.66%	01/24/29	901,973
Alphabet Inc (Callable)	215,000	214,220	1098	214,253	3.70%	3.83%	02/15/29	213,152
Alphabet Inc (Callable)	230,000	229,772	1098	229,782	3.70%	3.74%	02/15/29	228,023
Alphabet Inc (Callable)	230,000	229,754	1098	229,765	3.70%	3.74%	02/15/29	228,023
Alphabet Inc (Callable)	1,385,000	1,383,587	1098	1,383,651	3.70%	3.74%	02/15/29	1,373,097
Caterpillar Finl Service	950,000	948,746	1095	948,787	3.75%	3.80%	02/23/29	938,638
Cisco Systems Inc (Callable)	335,000	343,794	1201	342,800	4.85%	3.99%	02/26/29	341,135
Astrazeneca Finance LLC (Callable)	875,000	889,376	1320	886,672	4.85%	4.35%	02/26/29	890,098
Blackrock Funding Inc (Callable)	105,000	104,810	1826	104,883	4.70%	4.74%	03/14/29	106,632
Blackrock Funding Inc (Callable)	720,000	716,659	1798	717,905	4.70%	4.81%	03/14/29	731,192
Salesforce Inc (Callable)	1,120,000	1,119,754	1098	1,119,758	4.65%	4.66%	03/15/29	1,122,320
Adobe Inc (Callable)	365,000	365,482	1825	365,301	4.80%	4.77%	04/04/29	370,948
Adobe Inc (Callable)	445,000	444,337	1826	444,582	4.80%	4.83%	04/04/29	452,252
Mastercard Inc (Callable)	2,325,000	2,247,647	1170	2,248,406	2.95%	4.07%	06/01/29	2,240,842
Toyota Motor Credit Corp	150,000	149,696	1826	149,788	4.55%	4.60%	08/09/29	150,891
Toyota Motor Credit Corp	330,000	329,621	1826	329,737	4.55%	4.58%	08/09/29	331,961
Toyota Motor Credit Corp	380,000	378,438	1826	378,914	4.55%	4.64%	08/09/29	382,258
Eli Lilly & Co (Callable)	790,000	791,153	1826	790,804	4.20%	4.17%	08/14/29	790,748
State Street Corp	1,075,000	1,114,420	1343	1,113,958	5.68%	4.59%	11/21/29	1,112,135
Bank of NY Mellon Corp	210,000	210,000	1461	210,000	4.03%	4.03%	01/22/30	207,898
Adobe Inc (Callable)	750,000	700,125	1452	701,779	2.30%	4.13%	02/01/30	693,340
Pepsico Inc (Callable)	620,000	618,958	1826	619,178	4.60%	4.64%	02/07/30	628,054
Morgan Stanley PVT Bank (Callable)	1,110,000	1,110,389	1464	1,110,372	4.21%	4.20%	02/08/30	1,098,760
JP Morgan Chase Notes (Callable)	575,000	592,888	1820	589,025	5.58%	4.87%	04/22/30	592,633
Blackrock Inc (Callable)	1,000,000	917,300	1768	929,194	2.40%	4.31%	04/30/30	928,566
Novartis Capital Corp (Callable)	1,560,000	1,555,320	1826	1,555,671	4.10%	4.17%	11/05/30	1,542,623
Caterpillar Finl Service	150,000	149,946	1826	149,949	4.15%	4.16%	01/08/31	148,595
Toyota Motor Credit Corp	370,000	369,885	1824	369,891	4.20%	4.21%	01/10/31	364,902
Totalenergi CAP USA LLC (Callable)	620,000	620,000	1826	620,000	4.25%	4.25%	01/13/31	614,280
Totalenergi CAP USA LLC (Callable)	855,000	857,018	1826	856,940	4.25%	4.20%	01/13/31	847,112
Visa Inc (Callable)	2,365,000	2,384,795	1806	2,384,523	4.10%	3.91%	02/12/31	2,362,661
Bank of America Corp (Callable)	775,000	718,371	1794	718,780	2.50%	4.16%	02/13/31	716,349
Amazon.com Inc (Callable)	490,000	488,319	1826	488,335	4.25%	4.33%	03/13/31	486,389
Amazon.com Inc (Callable)	635,000	633,984	1826	633,996	4.25%	4.29%	03/13/31	630,320
Amazon.com Inc (Callable)	1,115,000	1,105,935	1813	1,105,962	4.25%	4.43%	03/13/31	1,106,782
Depository Trust Company (Callable)	355,000	354,702	1826	354,704	4.55%	4.57%	03/27/31	355,728
Subtotal Medium Term Notes	$39,035,000	$38,636,345		$38,787,950		4.27%		$38,794,481
Subtotal PFM Managed Investment Accounts	**$149,357,425**	**$147,951,506**		**$148,832,508**		**4.09%**		**$148,922,296**
Total Investments	**$381,236,097**	**$379,830,178**		**$380,711,180**				**$380,800,968**

(Source of Investment Amortized Cost: PFM)

INLAND EMPIRE UTILITIES AGENCY
Cash and Investment Summary
Month Ended
March 31, 2026

	Par Amount	Cost Basis Amount	Term (Days)	March Value	% Coupon	% Yield to Maturity	Maturity Date	Market Value
Restricted Deposits								
Investment Pool Accounts								
CAMP - Water Connection Reserves	$34,684,717	$34,684,717	N/A	$34,684,717		3.80%	N/A	$34,684,717
LAIF - Self Insurance Reserves	7,495,644	7,495,644	N/A	7,495,644		3.83%	N/A	7,495,644
Total Investment Pool Accounts	$42,180,361	$42,180,361		$42,180,361		3.80%		$42,180,361
Bond and Note Accounts								
2017A Debt Service Accounts	$432	$432	N/A	$432		0.00%	N/A	$432
Total Bond and Note Accounts	$432	$432		$432		0.00%		$432
Capital Call Holding Account								
JPMC Capital Call Holding Account	$38,988,042	$38,988,042	N/A	$38,988,042		2.20%	N/A	$38,988,042
Total Capital Call Holding Account	$38,988,042	$38,988,042		$38,988,042		2.20%		$38,988,042
SRF Loan Reserve Accounts								
5176-110 Recycled Water Phase 4	$159,566	$159,566	N/A	$159,566		2.20%	N/A	$159,566
5176-120 Recycled Water Phase 4	264,678	264,678	N/A	264,678		2.20%	N/A	264,678
5176-130 Recycled Water Phase 4	269,198	269,198	N/A	269,198		2.20%	N/A	269,198
5176-140 Recycled Water Phase 4	72,639	72,639	N/A	72,639		2.20%	N/A	72,639
5332-110 Recycled Water Phase 5	55,337	55,337	N/A	55,337		2.20%	N/A	55,337
5327-110 RP-1 Dewatering Facility Extension	1,447,481	1,447,481	N/A	1,447,481		2.20%	N/A	1,447,481
7885-110 Regional Water Quality Laboratory	1,046,416	1,046,416	N/A	1,046,416		2.20%	N/A	1,046,416
5318-110 Wineville RW Pipeline Extension	893,468	893,468	N/A	893,468		2.20%	N/A	893,468
8105-110 Napa Lateral	172,434	172,434	N/A	172,434		2.20%	N/A	172,434
8105-120 San Sevaine Basin Improvements	102,705	102,705	N/A	102,705		2.20%	N/A	102,705
8235-110 RP-1 1158 Pump Station Improvements	211,930	211,930	N/A	211,930		2.20%	N/A	211,930
8235-150 Baseline Extension Project	136,883	136,883	N/A	136,883		2.20%	N/A	136,883
4900-110 Recycled Water Phase 3	170,797	170,797	N/A	170,797		2.20%	N/A	170,797
4900-120 Recycled Water Phase 3	312,621	312,621	N/A	312,621		2.20%	N/A	312,621
4900-130 Recycled Water Phase 3	61,996	61,996	N/A	61,996		2.20%	N/A	61,996
8260-110 Wineville/Jurupa/RP-3 Recharge Improvem	813,380	813,380	N/A	813,380		2.20%	N/A	813,380
8414-110 Lower Day Basin Improvement	159,484	159,484	N/A	159,484		2.20%	N/A	159,484
8235-120 RP-5 RW Pipeline Bottleneck	91,280	91,280	N/A	91,280		2.20%	N/A	91,280
Total SRF Loan Reserves	$6,442,293	$6,442,293		$6,442,293		2.20%		$6,442,293
CalPERS Deposits								
CERBT Account (OPEB)	$16,000,000	$16,000,000	N/A	$26,450,842		N/A	N/A	$26,450,842
Subtotal CalPERS Deposits	$16,000,000	$16,000,000		$26,450,842				$26,450,842
CERBT Strategy 2 Performance as of February 28, 2026 1 year net return was 15.38%								
Escrow Deposits								
W. M. Lyles Construction	$17,402,632	$17,402,632	N/A	$17,402,632		N/A	N/A	$17,402,632
Subtotal Escrow Deposits	$17,402,633	$17,402,632		$17,402,632				$17,402,632
Total Restricted Deposits	**$121,013,761**	**$121,013,760**		**$131,464,602**				**$131,464,602**
Total Cash, Investments, and Restricted Deposits as of March 31, 2026	**$513,766,807**	**$512,360,887**		**$523,692,731**				**$523,782,519**

INLAND EMPIRE UTILITIES AGENCY
Cash and Investment Summary
Month Ended
March 31, 2026

March Purchases

No.	Date	Transaction	Investment Security	Type	Par Amount Purchased	Investment Yield to Maturity
1	03/04/2026	Purchase	Visa Inc (Callable)	Medium Term Notes	$2,365,000	3.91%
2	03/12/2026	Purchase	FHMS K557 A2	Mortgage-Backed Security	700,000	3.94%
3	03/13/2026	Purchase	Amazon.com Inc (Callable)	Medium Term Notes	635,000	4.29%
4	03/13/2026	Purchase	Salesforce Inc (Callable)	Medium Term Notes	1,120,000	4.66%
5	03/13/2026	Purchase	Amazon.com Inc (Callable)	Medium Term Notes	490,000	4.33%
6	03/16/2026	Purchase	US Treasury N/B Notes	Treasury Bond/Note	2,750,000	3.87%
7	03/17/2026	Purchase	Bank of America Corp (Callable)	Medium Term Notes	775,000	4.16%
8	03/26/2026	Purchase	FHMS K558 A2	Mortgage-Backed Security	745,000	4.07%
9	03/19/2026	Purchase	State Street Corp (Callable)	Medium Term Notes	1,075,000	4.59%
10	03/19/2026	Purchase	Mastercard Inc (Callable)	Medium Term Notes	2,325,000	4.07%
11	03/20/2026	Purchase	Freddie Mac Discount Note	Federal Agency Note	745,000	3.62%
12	03/27/2026	Purchase	Depository Trust Company (Callable)	Medium Term Notes	355,000	4.57%
13	03/26/2026	Purchase	Amazon.com Inc (Callable)	Medium Term Notes	1,115,000	4.43%
			Total Purchases		**$ 15,195,000**	

INLAND EMPIRE UTILITIES AGENCY
Cash and Investment Summary
Month Ended
March 31, 2026

March Investment Maturities, Calls & Sales

No.	Date	Transaction	Investment Security	Type	Par Amount Matured/Sold	Investment Yield to Maturity
1	03/26/2026	Maturity	Freddie Mac Discount Note	Federal Agency Note	$745,000	3.62%
2	03/25/2026	Paydown	FHMS KJ47 A1	Mortgage-Backed Security	2,426	5.27%
3	03/25/2026	Paydown	FHMS K512 A2	Mortgage-Backed Security	103	4.79%
4	03/25/2026	Paydown	FHMS KJ46 A1	Mortgage-Backed Security	1,636	4.78%
5	03/25/2026	Paydown	FHMS K507 A1	Mortgage-Backed Security	9,195	5.19%
6	03/25/2026	Paydown	FHMS K061 A2	Mortgage-Backed Security	4,143	4.29%
7	03/25/2026	Paydown	FNA 2023-M6 A2	Mortgage-Backed Security	115	4.58%
8	03/25/2026	Paydown	FHMS K066 A2	Mortgage-Backed Security	10,806	4.97%
9	03/25/2026	Paydown	FHMS K506 A1	Mortgage-Backed Security	901	5.01%
10	03/04/2026	Sell	Wells Fargo Bank NA (CALLABLE)	Bank Notes	1,645,000	5.50%
11	03/06/2026	Sell	US Treasury N/B Notes	Treasury Bond/Note	700,000	3.82%
12	03/13/2026	Sell	US Treasury N/B Notes	Treasury Bond/Note	635,000	3.82%
13	03/13/2026	Sell	US Treasury N/B Notes	Treasury Bond/Note	490,000	3.82%
14	03/13/2026	Sell	US Treasury N/B Notes	Treasury Bond/Note	1,020,000	3.85%
15	03/13/2026	Sell	US Treasury N/B Notes	Treasury Bond/Note	100,000	3.67%
16	03/16/2026	Sell	US Treasury N/B Notes	Treasury Bond/Note	1,500,000	2.91%
17	03/16/2026	Sell	US Treasury N/B Notes	Treasury Bond/Note	1,220,000	4.03%
18	03/17/2026	Sell	Bank of America Corp (Callable)	Medium Term Notes	720,000	5.53%
19	03/20/2026	Sell	US Treasury N/B Notes	Treasury Bond/Note	755,000	3.87%
20	03/19/2026	Sell	State Street Corp (Callable)	Medium Term Notes	730,000	5.46%
21	03/19/2026	Sell	Mastercard Inc (Callable)	Medium Term Notes	1,705,000	4.33%
22	03/19/2026	Sell	US Treasury N/B Notes	Treasury Bond/Note	580,000	2.92%
23	03/19/2026	Sell	US Treasury N/B Notes	Treasury Bond/Note	415,000	2.92%
24	03/27/2026	Sell	US Treasury N/B Notes	Treasury Bond/Note	120,000	2.92%
25	03/26/2026	Sell	Amazon.com Inc (Callable)	Medium Term Notes	1,110,000	4.12%
			Total Maturities, Calls & Sales		**$ 14,219,325**	

INLAND EMPIRE UTILITIES AGENCY
Cash and Investment Summary
Month Ended
March 31, 2026

Directed Investment Category	Amount Invested	Yield
LAIF - Unrestricted	$66,887,319	3.826%
CAMP - Unrestricted	114,991,353	3.800%
Camp Term (Matures 8/26/2026)	25,000,000	4.010%
Camp Term (Matures 12/09/2026)	25,000,000	3.760%
Brokered Certificates of Deposit	1,075,000	5.080%
Bank Notes	1,080,568	5.467%
Medium Term Notes	38,787,950	4.272%
Commercial Mortgage-Backed Security	27,921,319	4.693%
US Treasury Notes	79,967,671	3.749%
Total Investment Portfolio	***$380,711,180***	
Investment Portfolio Rate of Return		***3.927%***

Restricted/Transitory/Other Accounts	Amount Invested	Yield
CalPERS OPEB (CERBT) Account	$26,450,842	N/A
CAMP Restricted Water Connection Reserve	34,684,717	3.800%
LAIF Restricted Insurance Reserve	7,495,644	3.826%
US Bank - 2017A Debt Service Accounts	432	0.000%
US Bank - 2020A Refunding Bond Accounts	0	0.000%
US Bank - Pre-Investment Money Market Account	273,215	3.140%
Capital Call Holding Account	38,988,042	2.200%
SRF Loan Reserve Accounts	6,442,293	2.200%
JP Morgan Chase - Checking Account	11,241,484	2.200%
Other Accounts*	2,250	N/A
Escrow Account	17,402,632	N/A
Total Restricted/Transitory/Other Accounts	***$142,981,551***	
Average Yield of Other Accounts		***2.885%***

Total IEUA Directed Deposits	**$523,692,731**

**Petty Cash*

Inland Empire Utilities Agency
Treasurer's Report of Financial Affairs
Month Ended March 31, 2026
Investment Portfolio (Net of Escrow Accounts)
$506,290,099

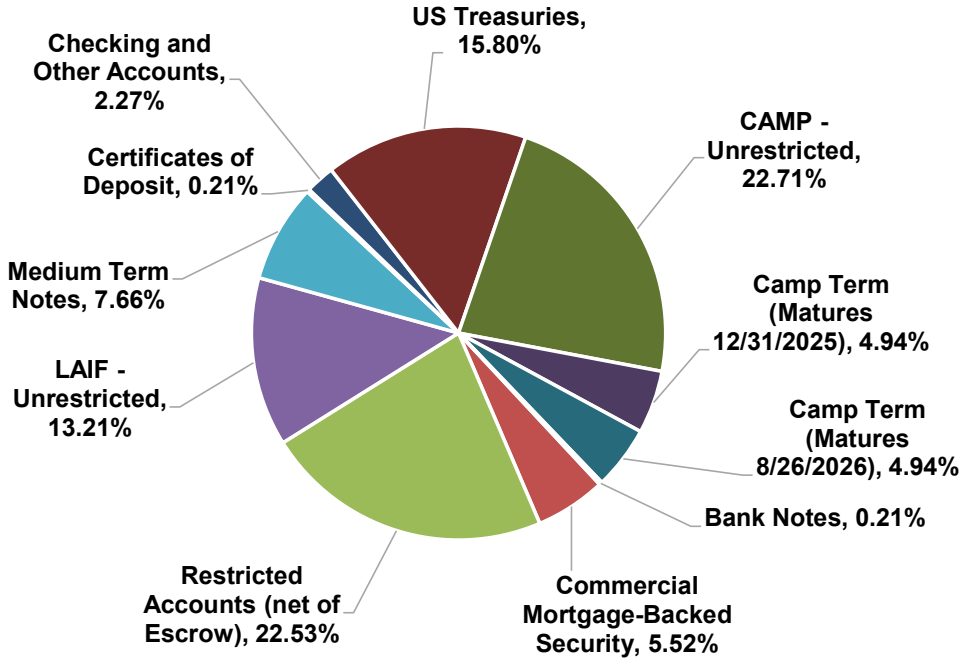

Inland Empire Utilities Agency
Treasurer's Report of Financial Affairs
Month Ended March 31, 2026
Unrestricted Investment Portfolio
$380,711,180

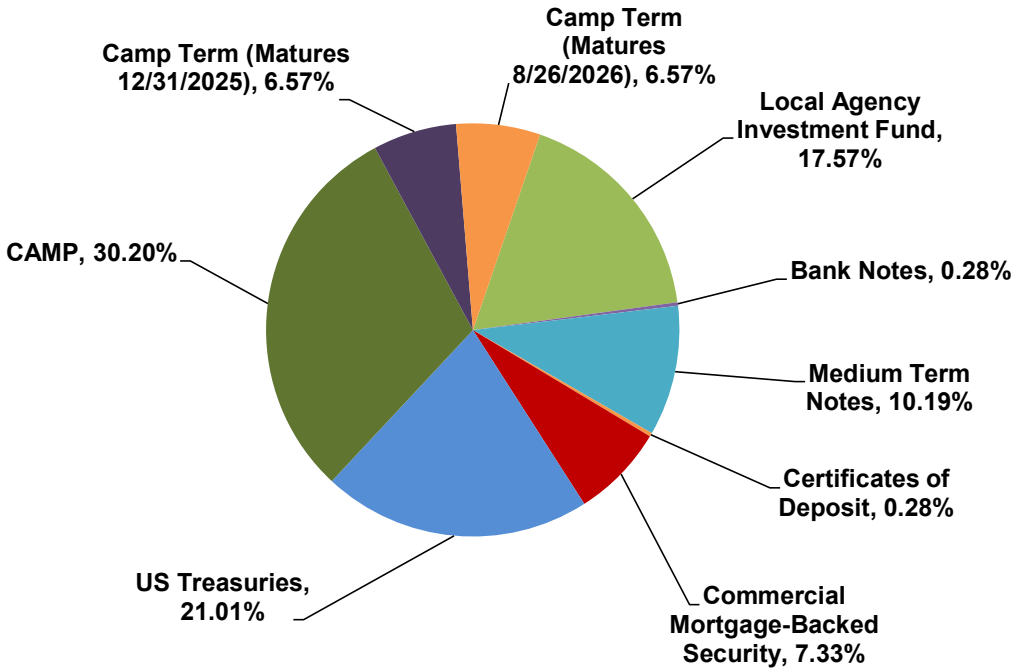

Inland Empire Utilities Agency
Treasurer's Report of Financial Affairs
Month Ended March 31, 2026
Investment Portfolio Maturity Distribution (Unrestricted)
$380,711,180

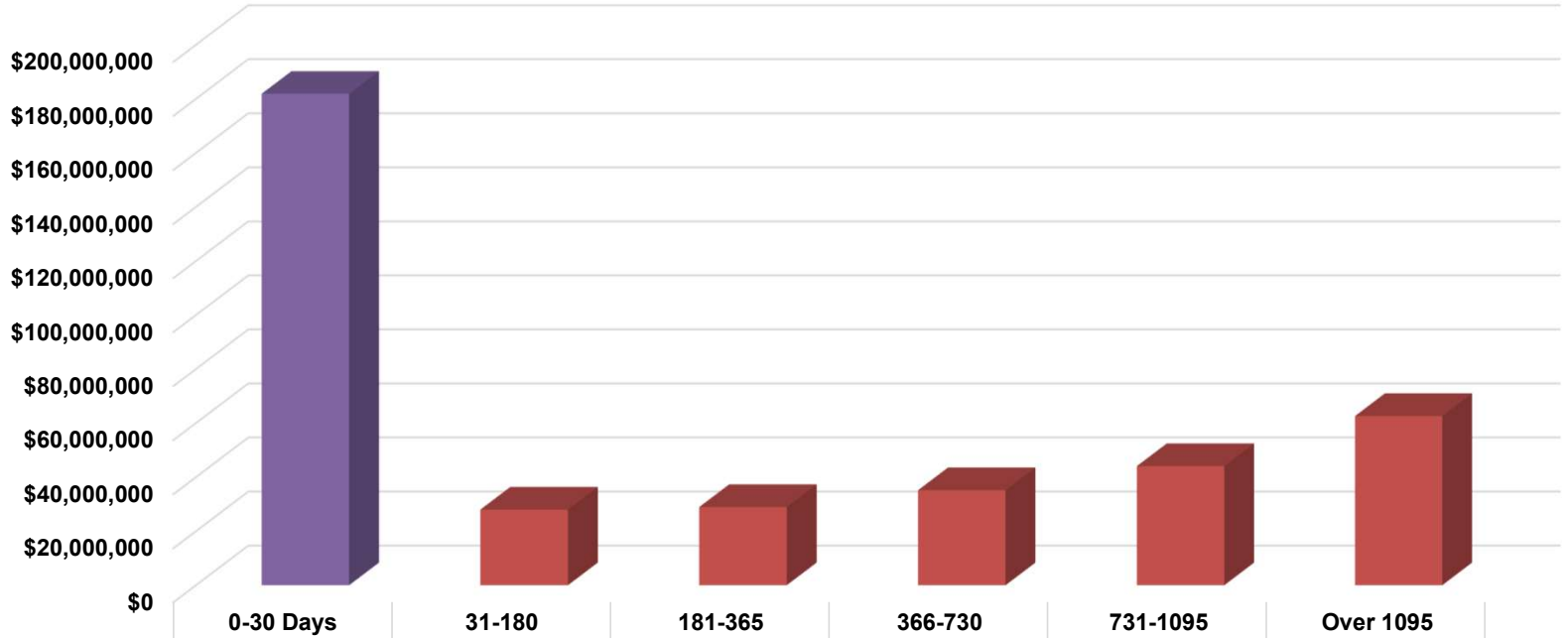

	0-30 Days	31-180 Days	181-365 Days	366-730 Days	731-1095 days	Over 1095 days
LAIF+CAMP	$181,878,672					
GSE+CD+MTN+MUNI+CMBS+Term	$0	$28,006,422	$28,936,961	$35,174,103	$44,084,530	$62,630,492
Percent	47.77%	7.36%	7.60%	9.24%	11.58%	16.45%

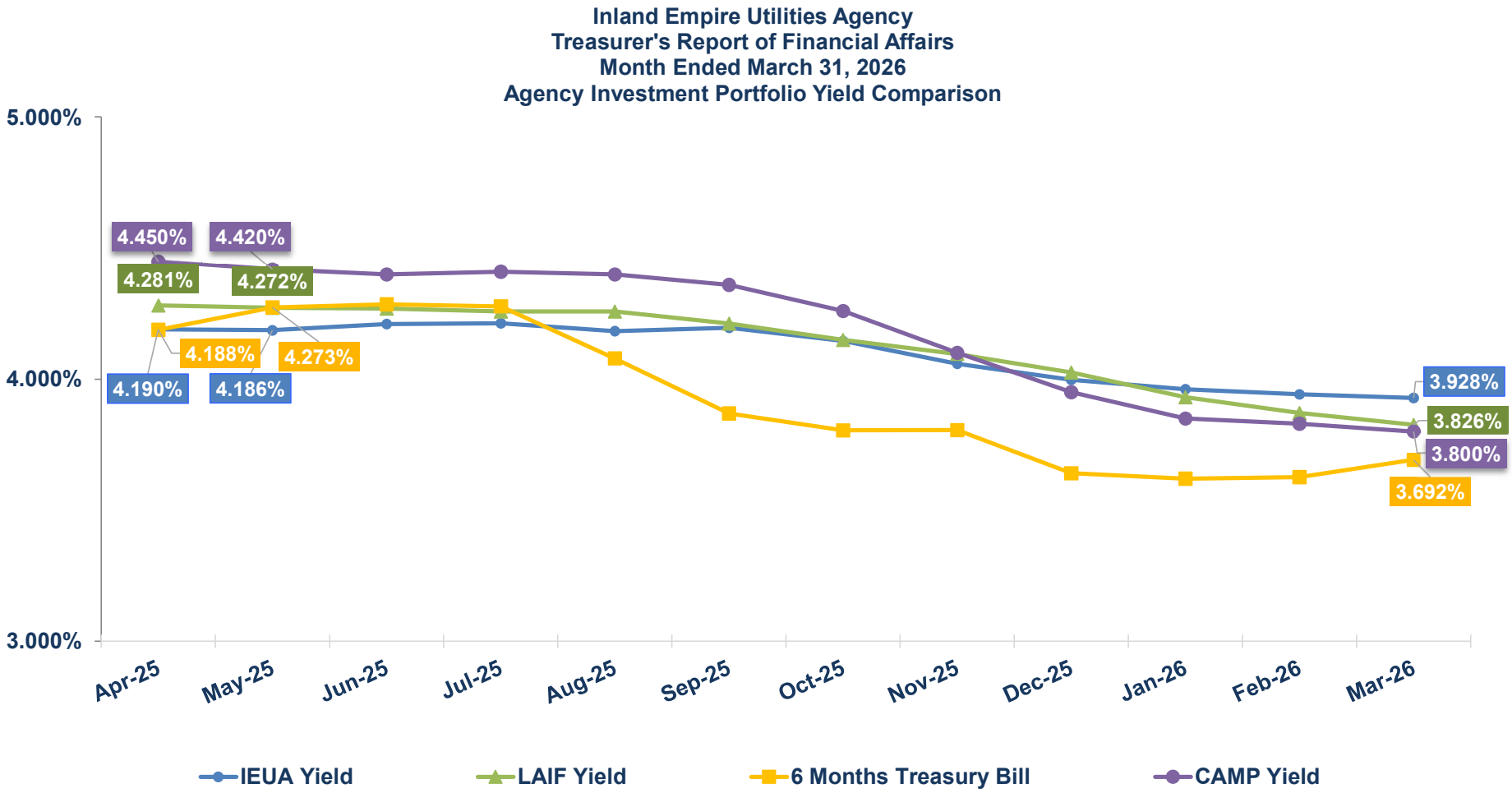
Inland Empire Utilities Agency
Treasurer's Report of Financial Affairs
Month Ended March 31, 2026
Agency Investment Portfolio Yield Comparison
5.000%
4.000%
3.000%
4.450%
4.420%
4.281%
4.272%
4.188%
4.273%
4.190%
4.186%
3.928%
3.826%
3.800%
3.692%
Apr-25
May-25
Jun-25
Jul-25
Aug-25
Sep-25
Oct-25
Nov-25
Dec-25
Jan-26
Feb-26
Mar-26
IEUA Yield
LAIF Yield
6 Months Treasury Bill
CAMP Yield

S A W P A

SANTA ANA WATERSHED PROJECT AUTHORITY
11615 Sterling Avenue, Riverside, California 92503 • (951) 354-4220

This meeting will be conducted in person at the addresses listed below. As a convenience to the public, members of the public may also participate virtually using the zoom link provided below. The zoom link is for viewing purposes only; members of the public will not have speaking privileges virtually. Public Comments may be provided in person or submitted in advance to publiccomment@sawpa.gov. Speaking privileges through zoom are limited to approved entities and pre-vetted participants who must request authorization. However, in the event there is a disruption of service which prevents the Authority from broadcasting the meeting to members of the public, the meeting will not be postponed or rescheduled but will continue without remote participation. The remote participation option is provided as a convenience to the public and is not required. Members of the public are welcome to attend the meeting in-person.

ZOOM LINK FOR VIEWING ONLY
https://sawpa.zoom.us/j/87885388124

REGULAR COMMISSION MEETING AND STRATEGIC PLANNING WORKSHOP TUESDAY, APRIL 21, 2026 – 9:30 A.M.

Santa Ana Watershed Project Authority
11615 Sterling Avenue
Riverside, CA 92503

and

601 N. Ross Street, Room 327
Santa Ana, CA 92701

AGENDA

1. **CALL TO ORDER/PLEDGE OF ALLEGIANCE**
2. **ROLL CALL**
3. **PUBLIC COMMENTS**

   Members of the public may address the Commission on items within the jurisdiction of the Commission; however, no action may be taken on an item not appearing on the agenda unless the action is otherwise authorized by Government Code §54954.2(b).

   Members of the public may make comments in-person or electronically for the Commissions' consideration by sending them to publiccomment@sawpa.gov with the subject line "Public Comment". Submit your electronic comments by 5:00 p.m. on Monday, April 20, 2026. All public comments will be provided to the Chair and may be read into the record or compiled as part of the record. Individuals have a limit of three (3) minutes to make comments and will have the opportunity when called upon by the Commission.

4. **ITEMS TO BE ADDED OR DELETED**

   Pursuant to Government Code §54954.2(b), items may be added on which there is a need to take immediate action and the need for action came to the attention of the SAWPA Commission subsequent to the posting of the agenda.

5. CONSENT CALENDAR

All matters listed on the Consent Calendar are considered routine and non-controversial and will be acted upon by the Commission by one motion as listed below.

A. APPROVAL OF MEETING MINUTES: APRIL 7, 2026
Recommendation: Approve as posted.

6. WORKSHOP DISCUSSION AGENDA

A. STRATEGIC PLAN SITUATION ASSESSMENT
Presenter: Charles Gardiner, Catalyst Group

7. INFORMATIONAL REPORTS

Recommendation: Receive for information.

A. CASH TRANSACTIONS REPORT – FEBRUARY 2026
Presenter: Karen Williams

B. INTER-FUND BORROWING – FEBRUARY 2026 (CM#2026.20)
Presenter: Karen Williams

C. PERFORMANCE INDICATORS/FINANCIAL REPORTING – FEBRUARY 2026 (CM#2026.21)
Presenter: Karen Williams

D. PROJECT AGREEMENT 25 – OWOW FUND – FINANCIAL REPORT, JANUARY 2026
Presenter: Karen Williams

E. PROJECT AGREEMENT 25 – OWOW FUND – FINANCIAL REPORT, FEBRUARY 2026
Presenter: Karen Williams

F. PROJECT AGREEMENT 26 – ROUNDTABLE FUND – FINANCIAL REPORT, JANUARY 2026
Presenter: Karen Williams

G. PROJECT AGREEMENT 26 – ROUNDTABLE FUND – FINANCIAL REPORT, FEBRUARY 2026
Presenter: Karen Williams

H. STATE LEGISLATIVE REPORT
Presenter: Karen Williams

I. GENERAL MANAGER REPORT
Presenter: Karen Williams

J. CHAIR'S COMMENTS/REPORT

K. COMMISSIONERS' COMMENTS

L. COMMISSIONERS' REQUEST FOR FUTURE AGENDA ITEMS

8. CLOSED SESSION

There were no Closed Session items anticipated at the time of the posting of this agenda.

9. ADJOURNMENT

PLEASE NOTE:

Americans with Disabilities Act: If you require any special disability related accommodations to participate in this meeting, call (951) 354-4220 or email svilla@sawpa.gov 48-hour notification prior to the meeting will enable staff to make reasonable arrangements to ensure accessibility for this meeting. Requests should specify the nature of the disability and the type of accommodation requested.

Materials related to an item on this agenda submitted to the Commission after distribution of the agenda packet are available for public inspection during normal business hours at the SAWPA office, 11615 Sterling Avenue, Riverside, and available at www.sawpa.gov, subject to staff's ability to post documents prior to the meeting.

Declaration of Posting

I, Sara Villa, Clerk of the Board of the Santa Ana Watershed Project Authority declare that on April 16, 2026, a copy of this agenda has been uploaded to the SAWPA website at www.sawpa.gov and posted at SAWPA's office at 11615 Sterling Avenue, Riverside, California and 601 N. Ross Street, Room 327, Santa Ana, CA 92701.

2026 SAWPA Commission Meetings/Events

First and Third Tuesday of the Month
(NOTE: All meetings begin at 9:30 a.m., unless otherwise noticed, and are held at SAWPA.)

January	**February**
1/6/26 ~~Commission Workshop~~ [cancelled]	2/3/26 Commission Workshop
1/20/26 Regular Commission Meeting	2/17/26 Regular Commission Meeting
March	**April**
3/3/26 Commission Workshop	4/7/26 Commission Workshop
3/17/26 Regular Commission Meeting	4/21/26 Regular Commission Meeting
May	**June**
5/5/26 Commission Workshop	6/2/26 Commission Workshop
5/19/26 Regular Commission Meeting	6/16/26 Regular Commission Meeting
5/5 – 5/7/26 ACWA Spring Conference, Sacramento, CA	
July	**August**
7/7/26 Commission Workshop	8/4/26 Commission Workshop
7/21/26 Regular Commission Meeting	8/18/26 Regular Commission Meeting
September	**October**
9/1/26 Commission Workshop	10/6/26 Commission Workshop
9/15/26 Regular Commission Meeting	10/20/26 Regular Commission Meeting
November	**December**
11/3/26 Commission Workshop	12/1/26 Commission Workshop
11/17/26 Regular Commission Meeting	12/15/26 Regular Commission Meeting
	12/1 – 12/3/26 ACWA Fall Conference, Anaheim, CA

S A W P A

SANTA ANA WATERSHED PROJECT AUTHORITY
11615 Sterling Avenue, Riverside, California 92503 • (951) 354-4220

This meeting will be conducted in person at the addresses listed below. As a convenience to the public, members of the public may also participate virtually using the zoom link provided below. The zoom link is for viewing purposes only; members of the public will not have speaking privileges virtually. Public Comments may be provided in person or submitted in advance to publiccomment@sawpa.gov. Speaking privileges through zoom are limited to approved entities and pre-vetted participants who must request authorization. However, in the event there is a disruption of service which prevents the Authority from broadcasting the meeting to members of the public, the meeting will not be postponed or rescheduled but will continue without remote participation. The remote participation option is provided as a convenience to the public and is not required. Members of the public are welcome to attend the meeting in-person.

ZOOM LINK FOR VIEWING ONLY
https://sawpa.zoom.us/s/82866897276

REGULAR COMMISSION MEETING
TUESDAY, MAY 5, 2026 – 9:30 A.M.

Santa Ana Watershed Project Authority
11615 Sterling Avenue
Riverside, CA 92503

and

Hyatt Centric Downtown Sacramento
Business Center
1122 7th Street
Sacramento, CA 95814

AGENDA

1. CALL TO ORDER/PLEDGE OF ALLEGIANCE

2. ROLL CALL

3. PUBLIC COMMENTS

Members of the public may address the Commission on items within the jurisdiction of the Commission; however, no action may be taken on an item not appearing on the agenda unless the action is otherwise authorized by Government Code §54954.2(b).

Members of the public may make comments in-person or electronically for the Commissions' consideration by sending them to publiccomment@sawpa.gov with the subject line "Public Comment". Submit your electronic comments by 5:00 p.m. on Monday, May 4, 2026. All public comments will be provided to the Chair and may be read into the record or compiled as part of the record. Individuals have a limit of three (3) minutes to make comments and will have the opportunity when called upon by the Commission.

4. ITEMS TO BE ADDED OR DELETED

Pursuant to Government Code §54954.2(b), items may be added on which there is a need to take immediate action and the need for action came to the attention of the SAWPA Commission subsequent to the posting of the agenda.

5. CONSENT CALENDAR

All matters listed on the Consent Calendar are considered routine and non-controversial and will be acted upon by the Commission by one motion as listed below.

A. APPROVAL OF MEETING MINUTES: APRIL 21, 2026
Recommendation: Approve as posted.

B. TREASURER'S REPORT: MARCH 2026
Recommendation: Approve as posted.

6. NEW BUSINESS

A. SANTA ANA RIVER WATERSHED CLIMATE ADAPTATION AND RESILIENCE PLAN COMMUNITY ENGAGEMENT UPDATES (CM#2026.22)
Presenter: Haley Gohari
Recommendation: Receive and file.

B. COLA AND MERIT POOL INCREASES – FY 2026-27 (CM#2026.23)
Presenter: Karen Williams
Recommendation: It is recommended that the Commission approve a 5% Merit Pool and a 3.09% COLA increase for FY 2026-27.

7. INFORMATIONAL REPORTS

Recommendation: Receive for information.

A. COMMUNICATIONS REPORT
Presenter: Karen Williams

B. GENERAL MANAGER REPORT
Presenter: Karen Williams

C. CHAIR'S COMMENTS/REPORT

D. COMMISSIONERS' COMMENTS

E. COMMISSIONERS' REQUEST FOR FUTURE AGENDA ITEMS

8. CLOSED SESSION

There were no Closed Session items anticipated at the time of the posting of this agenda.

9. ADJOURNMENT

PLEASE NOTE:

Americans with Disabilities Act: If you require any special disability related accommodations to participate in this meeting, call (951) 354-4220 or email svilla@sawpa.gov 48-hour notification prior to the meeting will enable staff to make reasonable arrangements to ensure accessibility for this meeting. Requests should specify the nature of the disability and the type of accommodation requested.

Materials related to an item on this agenda submitted to the Commission after distribution of the agenda packet are available for public inspection during normal business hours at the SAWPA office, 11615 Sterling Avenue, Riverside, and available at www.sawpa.gov, subject to staff's ability to post documents prior to the meeting.

Declaration of Posting

I, Sara Villa, Clerk of the Board of the Santa Ana Watershed Project Authority declare that on April 30, 2026, a copy of this agenda has been uploaded to the SAWPA website at www.sawpa.gov and posted at SAWPA's office at 11615 Sterling Avenue, Riverside, CA 92503 and Hyatt Centric Downtown Sacramento Business Center, 1127 7th Street, Sacramento, CA 95814.

2026 SAWPA Commission Meetings/Events

First and Third Tuesday of the Month
(NOTE: All meetings begin at 9:30 a.m., unless otherwise noticed, and are held at SAWPA.)

January		**February**	
1/6/26	~~Commission Workshop~~ [cancelled]	2/3/26	Commission Workshop
1/20/26	Regular Commission Meeting	2/17/26	Regular Commission Meeting
March		**April**	
3/3/26	Commission Workshop	4/7/26	Commission Workshop
3/17/26	Regular Commission Meeting	4/21/26	Regular Commission Meeting
May		**June**	
5/5/26	Commission Workshop	6/2/26	Commission Workshop
5/19/26	Regular Commission Meeting	6/16/26	Regular Commission Meeting
5/5 – 5/7/26 ACWA Spring Conference, Sacramento, CA			
July		**August**	
7/7/26	Commission Workshop	8/4/26	Commission Workshop
7/21/26	Regular Commission Meeting	8/18/26	Regular Commission Meeting
September		**October**	
9/1/26	Commission Workshop	10/6/26	Commission Workshop
9/15/26	Regular Commission Meeting	10/20/26	Regular Commission Meeting
November		**December**	
11/3/26	Commission Workshop	12/1/26	Commission Workshop
11/17/26	Regular Commission Meeting	12/15/26	Regular Commission Meeting
		12/1 – 12/3/26 ACWA Fall Conference, Anaheim, CA	

The Metropolitan Water District of Southern California

Agenda

The mission of the Metropolitan Water District of Southern California is to provide its service area with adequate and reliable supplies of high-quality water to meet present and future needs in an environmentally and economically responsible way.

Special Committee

Special Board Meeting - Final - Revised 1

Meeting with Board of Directors *

May 11, 2026

5:30 p.m.

Monday, May 11, 2026 Meeting Schedule
09:00 a.m. EOT
11:30 a.m. LEG
01:00 p.m. BREAK
01:30 p.m. AUDIT
02:30 p.m. CWC
03:30 p.m. OWA
05:30 p.m. SP BOD

Written public comments received by 3:00 p.m. the business day before the meeting is scheduled will be posted under the Submitted Items and Responses tab available here: https://mwdh2o.legistar.com/Legislation.aspx.

Members of the public may present their comments to the Board on matters within their jurisdiction as listed on the agenda via teleconference and in-person. To provide public comment by teleconference dial 1-833-548-0276 and enter meeting ID: 815 2066 4276 or to join by computer click here.

Disclaimer: Written and oral public comments are received in compliance with the Ralph M. Brown Act. Please note that Metropolitan does not endorse or ensure the accuracy or reliability of the information provided as public comment or by third parties.

MWD Headquarters Building • 700 N. Alameda Street • Los Angeles, CA 90012
Teleconference Locations:
3008 W. 82nd Place • Inglewood, CA 90305
Fullerton City Hall • 303 W. Commonwealth Avenue, Chambers • Fullerton, CA 92832
Santa Ana City Hall • 20 Civic Center Plaza, 8th Floor • Santa Ana, CA 92701

---

1. Call to Order

a. Pledge of Allegiance: TBD

2. Roll Call

3. Determination of a Quorum

Boardroom

4. Opportunity for members of the public to address the Board on matters within the Board limited to the items listed on the agenda. (As required by Gov. Code §54954.3(a))

5. OTHER BOARD ITEMS

A. General Manager's Report: Key Areas of Focus. [SUBJECT REVISED on 5/1/2026] **21-5847**

6. FUTURE AGENDA ITEMS

7. ADJOURNMENT

NOTE: Each agenda item with a committee designation will be considered and a recommendation may be made by one or more committees prior to consideration and final action by the full Board of Directors. The committee designation appears in parenthesis at the end of the description of the agenda item, e.g. (EOT). Board agendas may be obtained on Metropolitan's Web site https://mwdh2o.legistar.com/Calendar.aspx

Writings relating to open session agenda items distributed to Directors less than 72 hours prior to a regular meeting are available for public inspection at Metropolitan's Headquarters Building and on Metropolitan's Web site https://mwdh2o.legistar.com/Calendar.aspx.

Requests for a disability-related modification or accommodation, including auxiliary aids or services, in order to attend or participate in a meeting should be made to the Board Executive Secretary in advance of the meeting to ensure availability of the requested service or accommodation.

The Metropolitan Water District of Southern California

Agenda

The mission of the Metropolitan Water District of Southern California is to provide its service area with adequate and reliable supplies of high-quality water to meet present and future needs in an environmentally and economically responsible way.

Board of Directors - Final - Revised 2

May 12, 2026

2:00 PM

Tuesday, May 12, 2026 Meeting Schedule
08:30 a.m. LEGAL 09:30 a.m. ETHICS 10:30 a.m. OPE 12:00 p.m. BREAK 12:30 p.m. FAAME 02:00 p.m. BOD

Written public comments received by 3:00 p.m. the business day before the meeting is scheduled will be posted under the Submitted Items and Responses tab available here: https://mwdh2o.legistar.com/Legislation.aspx.

Members of the public may present their comments to the Board on matters within their jurisdiction as listed on the agenda via teleconference and in-person. To provide public comment by teleconference dial 1-833-548-0276 and enter meeting ID: 815 2066 4276 or to join by computer click here.

Disclaimer: Written and oral public comments are received in compliance with the Ralph M. Brown Act. Please note that Metropolitan does not endorse or ensure the accuracy or reliability of the information provided as public comment or by third parties.

MWD Headquarters Building • 700 N. Alameda Street • Los Angeles, CA 90012
Teleconference Locations:
3008 W. 82nd Place • Inglewood, CA 90305
Fullerton City Hall • 303 W. Commonwealth Avenue, Chambers • Fullerton, CA 92832
Santa Ana City Hall • 20 Civic Center Plaza, 8th Floor • Santa Ana, CA 92701
Allendale Insurance Agency • 337 West Foothill Boulevard • Glendora, CA 91740

---

1. Call to Order

a. Invocation: TBD

b. Pledge of Allegiance: TBD

2. Roll Call

3. Determination of a Quorum

Boardroom

4. Opportunity for members of the public to address the Board on matters within the Board's jurisdiction. (As required by Gov. Code §54954.3(a))

5. OTHER MATTERS AND REPORTS

A. Report on Director's Metropolitan Expenses **21-5573**

Attachments: 05122026 BOD 5A

B. Chair's Monthly Activity Report **21517**

C. General Manager's summary of activities **21-5574**

D. General Counsel's summary of activities **21-5575**

E. General Auditor's summary of activities **21-5576**

F. Ethics Officer's summary of activities **21-5577**

**** CONSENT CALENDAR ****

6. BOARD CONSENT ITEMS

A. Approval of the Minutes of the Board of Directors of April 14, 2026 **21-5578**

B. Approve Committee Assignments **21-5579**

7. BOARD LETTERS CONSENT

7-1 Award a $511,294 procurement contract to Tricor Industrial Inc. to furnish two tanks to replace the sodium hypochlorite storage tanks at the Robert A. Skinner Water Treatment Plant; the General Manager has determined that the proposed action is exempt or otherwise not subject to CEQA (EOT) **21-5747**

Attachments: 05122026 EOT 7-1 B-L

7-2 Authorize an agreement with Oracle America, Inc., in an amount not to exceed $4,603,698 for Metropolitan's Oracle E-Business Suite System migration to Oracle Cloud Infrastructure and Upgrade project; the General Manager has determined that the proposed action is exempt or otherwise not subject to CEQA (EOT) **21-5790**

Attachments: 05122026 EOT 7-2 B-L

7-3 Authorize an agreement with Bayen Group, LLC in an amount not to exceed $598,880 for Metropolitan's IntraMet Redesign project; the General Manager has determined the proposed action is exempt or otherwise not subject to CEQA (EOT) **21-5791**

Attachments: 05122026 EOT 7-3 B-L

7-4 Approve Metropolitan's extended annual membership in the Center for Energy Advancement through Technological Innovation and annual dues payment of $68,000 for two additional interest groups, Dam Safety and Asset Management in Generation; the General Manager determined that the proposed action is exempt or otherwise not subject to CEQA (LEG) **21-5750**

Attachments: 05122026 LEG 7-4 B-L

7-5 Adopt Metropolitan's (1) 2025 Urban Water Management Plan and (2) Water Shortage Contingency Plan and their corresponding resolutions for submittal to the State of California; the General Manager has determined the proposed action is exempt or otherwise not subject to CEQA (OWA) **21-5754**

Attachments: 05122026 OWA 7-5 B-L

7-6 Amend the Administrative Code to incorporate board policy on climate action and adaptation; the General Manager has determined that the proposed action is exempt or otherwise not subject to CEQA (OWA) **21-5799**

Attachments: 05122026 OWA 7-6 B-L

7-7 Authorize the General Manager to enter into six agreements for skilled labor temporary services with the following six agencies: Abacus Service Corporation, Diskriter Inc., Johnson Service Group Inc., PSP Group Inc., Tryfacta Inc., and 22nd Century Technologies Inc., each with up to four annual renewal options, with a maximum combined total not-to-exceed amount of $4.5 million per year; the General Manager has determined that the proposed action is exempt or otherwise not subject to CEQA. [SUBJECT REVISED on 5/4/2026] (OPE) **21-5759**

7-8 Award a $1,072,500 contract to Heed Engineering for storm drainage improvements along Holland Road at Diamond Valley Lake; the General Manager has determined that the proposed action is exempt or otherwise not subject to CEQA (EOT) **21-5745**

Attachments: 05122026 EOT 7-8 B-L

8. BOARD LETTERS ACTION

8-1 Adopt a resolution in support of the application for Proposition 4 funding under the State Water Resources Control Board Water Recycling Funding Program for the direct potable reuse testing facility improvements at the Napolitano Innovation Center; authorize the General Manager to accept the grant if awarded; and appropriate any funds awarded; the General Manager has determined that the proposed action is exempt or otherwise not subject to CEQA. [SUBJECT REVISED on 4/30/2026] (EOT) **21-5793**

Attachments: 05122026 EOT 8-1 B-L

8-2 Adopt CEQA determination that the proposed action was previously addressed in the certified 2024 F.E. Weymouth Water Treatment Plant and La Verne Site Improvements Program Environmental Impact Report; award a $26,679,800 contract to PCN3 Inc. for seismic upgrades to the Weymouth Administration and Control Building; and authorize an agreement with Arcadis U.S. Inc. in an amount not-to-exceed $1.3 million for technical support during construction, and an agreement with Fugro USA Land Inc. in an amount not-to-exceed $750,000 for geotechnical engineering support during construction (EOT) **21-5794**

Attachments: 05122026 EOT 8-2 B-L

8-3 Adopt resolution to continue Metropolitan's Water Standby Charge for fiscal year 2026/27; the General Manager has determined that the proposed action is exempt or otherwise not subject to CEQA (FAAME) **21-5748**

Attachments: 05122026 FAAME 8-3 B-L

8-4 Authorize the General Manager to develop and enter into an Agreement with the Los Angeles Department of Water and Power and the Los Angeles County Department of Public Works for Multi-Benefit Program Funding Pilot; the General Manager has determined that the proposed action is exempt or otherwise not subject to CEQA (OWA) **21-5800**

Attachments: 05122026 OWA 8-4 B-L

8-5 Authorize the General Manager and his designee to submit an application for funding under the Infrastructure Investment and Jobs Act – Speed to Power through Accelerated Reconductoring and other Key Advanced Transmission Technology Upgrades – [Grid Resilience and Innovation Partnerships (GRIP) Round 3] and authorize the General Manager to accept the grant if awarded; the General Manager has determined that the proposed action is exempt or otherwise not subject to CEQA. [WITHDRAWN on 4/29/2026] (EOT) **21-5861**

9. BOARD INFORMATION ITEMS

9-1 Renewal Status of Metropolitan's Property and Casualty Insurance Program (FAAME) **21-5809**

Attachments: 05122026 FAAME 9-1 B-L

10. OTHER MATTERS

10-1 Report on Department Head Salary Survey **21-5807**

Attachments: 05122026 BOD 10-1 B-L

10-2 Security Awareness Training [Conference with Tomer Benito, Unit Manager-Security, Office of Safety, Security, and Protection or designated Metropolitan Security Agent on threats to public services or facilities; to be heard in closed session pursuant to Gov. Code Section 54957(a)]. **21-5808**

11. FOLLOW-UP ITEMS

NONE

12. FUTURE AGENDA ITEMS

13. ADJOURNMENT

NOTE: Each agenda item with a committee designation will be considered and a recommendation may be made by one or more committees prior to consideration and final action by the full Board of Directors. The committee designation appears in parenthesis at the end of the description of the agenda item, e.g. (EOT). Board agendas may be obtained on Metropolitan's Web site https://mwdh2o.legistar.com/Calendar.aspx

Writings relating to open session agenda items distributed to Directors less than 72 hours prior to a regular meeting are available for public inspection at Metropolitan's Headquarters Building and on Metropolitan's Web site https://mwdh2o.legistar.com/Calendar.aspx.

Requests for a disability-related modification or accommodation, including auxiliary aids or services, in order to attend or participate in a meeting should be made to the Board Executive Secretary in advance of the meeting to ensure availability of the requested service or accommodation.

CHINO BASIN WATERMASTER
WATERMASTER BOARD MEETING
11:00 a.m. – April 23, 2026
Mr. Marty Zvirbulis, Chair
Mr. Jeff Pierson, Vice-Chair
Mr. Bob Bowcock, Secretary/Treasurer
At The Offices Of
Chino Basin Watermaster
9641 San Bernardino Road
Rancho Cucamonga, CA 91730

AGENDA

CALL TO ORDER

FLAG SALUTE

ROLL CALL

PUBLIC COMMENTS
This is an opportunity for members of the public to address the Board on any short non-agenda items that are within the subject matter jurisdiction of the Chino Basin Watermaster. No discussion or action can be taken on matters not listed on the agenda, per the Brown Act. Each member of the public who wishes to comment shall be allotted three minutes, and no more than three individuals shall address the same subject.

AGENDA – ADDITIONS/REORDER

SAFETY MINUTE

I. CONSENT CALENDAR
All matters listed under the Consent Calendar are considered to be routine and non-controversial and will be acted upon by one motion in the form listed below. There will be no separate discussion on these items prior to voting unless any members, staff, or the public requests specific items be discussed and/or removed from the Consent Calendar for separate action.

A. MINUTES
Approve as presented:
1. Minutes of the Watermaster Board Meeting held March 26, 2026 *(Page 1)*

B. FINANCIAL REPORTS
February and March financials are being deferred to the May 2026 meetings.

II. BUSINESS ITEMS

A. REVIEW AND DISCUSSION OF WATERMASTER RULES AND REGULATIONS – SECTION 2.10 *(Page 7)*
Discussion only.

B. AWARD OF THREE-YEAR CONTRACT FOR FINANCIAL AUDIT SERVICES *(Page 19)*
Approve the audit engagement letter with Rogers, Anderson, Malody & Scott, LLP (RAMS), as presented, and authorize the General Manager to execute the contract on behalf of Watermaster.

III. REPORTS/UPDATES

A. WATERMASTER LEGAL COUNSEL

1. March 27, 2026 Court Hearing (Watermaster Motion for Court to Receive and File 48th Annual Report)
2. June 12, 2026 Court Hearing (Watermaster Motion for Approval of Corrected and Amended Assessment Packages; Request for Approval of Intervention of San Gabriel Band of Mission Indians)
3. Inland Empire Utilities Agency, et al. v. LS-Fontana LLC (C.D. Cal Cases Nos.: 5:25-cv-00809, 5:25 cv01159)
4. Court of Appeal Case No. E088249 (City of Ontario appeal re: January 30, 2026 Attorney Fees Ruling)

B. ENGINEER

1. 2025 Safe Yield Reevaluation
2. PBHSP – Recommended Scope and Budget for 2026/27
3. 2025 Maximum Benefit Annual Report to the Regional Board
4. Evaluation of Minimum Recharge Quantity in Management Zone 1

C. GENERAL MANAGER

1. Fiscal Year 2026/27 Budget
2. Fiscal Year 2025/26 Assessment Package
3. Personnel Committee Meeting on April 13, 2026
4. Other

IV. INFORMATION

A. CHINO AIRPORT AND SOUTH ARCHIBALD PLUMES SEMI-ANNUAL STATUS REPORTS

(Page 35, and Page 45)

V. BOARD MEMBER COMMENTS

VI. OTHER BUSINESS

VII. CONFIDENTIAL SESSION - POSSIBLE ACTION

Pursuant to Article II, Section 2.6, of the Watermaster Rules & Regulations, a Confidential Session may be held during the Watermaster Board meeting for the purpose of discussion and possible action.

None

VIII. FUTURE MEETINGS AT WATERMASTER

04/23/26	Thu	9:30 a.m.	Watermaster Orientation (in person only)
04/23/26	Thu	11:00 a.m.	Watermaster Board
04/28/26	Tue	10:00 a.m.	Budget Workshop #2
05/06/26	Wed	2:00 p.m.	Prado Basin Habitat Sustainability Committee (PBHSC)
05/14/26	Thu	9:00 a.m.	Appropriative Pool Committee
05/14/26	Thu	11:00 a.m.	Non-Agricultural Pool Committee
05/14/26	Thu	1:30 p.m.	Agricultural Pool Committee
05/20/26	Wed	9:00 a.m.	2025 SYR Workshop – Revised Draft 2025 SYR Report
05/21/26	Thu	9:00 a.m.	Advisory Committee
05/26/26	Tue	9:00 a.m.	Groundwater Recharge Coordinating Committee (GRCC)
05/28/26	Thu	9:30 a.m.	Watermaster Orientation (in person only)
05/28/26	Thu	11:00 a.m.	Watermaster Board

ADJOURNMENT

SPECIAL MEETING OF THE BOARD OF DIRECTORS
CHINO BASIN DESALTER AUTHORITY
3550 E. Philadelphia Street, Suite 170, Ontario, CA 91761

MAY 7, 2026 AT 2:00 P.M.

NOTICE AND AGENDA

OTHER TELECONFERENCE LOCATIONS LISTED BELOW

Public access is also available via remote teleconference:

https://us02web.zoom.us/j/81352059101?pwd=M01uOEVteVBCTnVyZ0tKVUxrb1hHdz09

Dial-in #: (669) 900 6833 Zoom Meeting ID: 813 5205 9101 Passcode: 380557

CALL TO ORDER

ROLL CALL

PUBLIC COMMENT

Members of the public may address the Board on any item that is within the jurisdiction of the Chino Basin Desalter Authority; however, no action may be taken on any item not appearing on the agenda unless the action is otherwise authorized by Subdivision (b) of Section 54954.2 of the Government Code.

Those persons wishing to address the Board on any matter, whether or not it appears on the agenda, are requested to submit their request to comment to the Board Secretary prior to the start of the meeting at (909) 218-3730 or clamb@chinodesalter.org. Comments will be limited to three minutes per speaker. Under the provisions of the Brown Act, the CDA Board is prohibited from taking action on non-agendized matters. However, the Board may respond briefly or refer the communication to staff. The CDA Board may also request the Secretary to calendar an item related to your communication at a future CDA Board Meeting.

ADDITIONS TO THE AGENDA

In accordance with Section 54954.2 of the Government Code (Brown Act), additions to the agenda require two-thirds vote of the legislative body, or, if less than two-thirds of the members are present, a unanimous vote of those members present, that there is a need to take immediate action and that the need for action came to the attention of the local agency subsequent to the agenda being posted.

CONSENT ITEMS

1. **MINUTES OF APRIL 2, 2026 REGULAR MEETING OF THE BOARD OF DIRECTORS**
   Report By: Thomas O'Neill, CDA General Manager/CEO
2. **TREASURER'S REPORT ON GENERAL DISBURSEMENTS**
   Report By: Christine Convento, CDA CFO/Treasurer
3. **TREASURER'S FINANCIAL AFFAIRS REPORT QUARTER ENDED MARCH 31, 2026**
   Report By: Christine Convento, CDA CFO/Treasurer
4. **INVESTMENT REPORT**
   Report By: Christine Convento, CDA CFO/Treasurer
5. **CONTRACTOR SELECTION FOR ON-CALL GENERAL CONTRACTOR SERVICES FOR EMERGENCY CONSTRUCTION AND BUDGETED CAPITAL IMPROVEMENTS PROJECTS**
   Report By: Thomas O'Neill, CDA General Manager/CEO

ACTION ITEMS

Prior to action of the CDA Board, any member of the audience will have the opportunity to address the CDA Board on any item listed on the agenda, including those on any consent calendar.

6. CHINO BASIN DESALTER AUTHORITY URBAN WATER MANAGEMENT PLAN 2025
Report By: Thomas O'Neill, CDA General Manager/CEO

Staff Recommendation

1. Hold a public hearing to receive testimony regarding the 2025 Chino Basin Desalter Authority (CDA) Urban Water Management Plan (UWMP) and the Water Shortage Contingency Plan (WSCP) contained therein; and
2. Approve Resolution No. 2026-02 adopting the 2025 UWMP and readopting the 2020 WSCP.

7. ADOPTION OF CHINO BASIN DESALTER AUTHORITY'S REVISED RESERVE POLICY
Report By: Christine Convento, CDA CFO/Treasurer

Staff Recommendation

1. Approve the Chino Basin Desalter Authority's Reserve Policy as submitted; and
2. Adopt Resolution 2026-01 approving the CDA's Revised Reserve Policy.

8. PURCHASE ORDER WITH DWS ADVANTAGE FOR THE SUPPLY OF RESIN
Report By: Thomas O'Neill, CDA General Manager/CEO

Staff Recommendation

1. Approve a purchase order with DWS Advantage in the amount of $385,980 for the purchase and delivery of resin for the Chino I and Chino II facilities.

9. PROCUREMENT OF REPLACEMENT REVERSE OSMOSIS (RO) MEMBRANES FOR CHINO I AND CHINO II DESALTERS
Report By: Thomas O'Neill, CDA General Manager/CEO

Staff Recommendation

2. Approve a purchase order with FilmTec Corporation (DuPont) in the amount of $543,312 for the procurement of reverse osmosis membrane elements.

10. CONSULTANT SELECTION FOR DESIGN OF WELL II-13 EQUIPPING AND RAW WATER PIPELINE
Report By: Thomas O'Neill, CDA General Manager/CEO

Staff Recommendation

1. Approve a professional services agreement with Cannon for engineering design and construction phase services in an amount not-to-exceed $716,389; and
2. Authorize the General Manager/CEO to finalize and execute the agreement, including any necessary amendments, for a total contract amount not-to-exceed $770,000.

11. CONSTRUCTION CONTRACT AWARD FOR DRILLING, CONSTRUCTION, DEVELOPMENT, AND TESTING OF CDA WELL II-13

Report By: Thomas O'Neill, CDA General Manager/CEO

Staff Recommendation

1. Approve the contract award to the lowest responsive and responsible bidder Best Drilling and Pump, Inc. for the Drilling, Construction, Development, and Testing of CDA Well II-13 in the not-to-exceed amount of $1,548,200.
2. Authorize the General Manager/CEO to execute the contract and approve authorized expenditures up to a not-to-exceed total of $1,700,000.

STAFF COMMENTS

Deputy CDA General Counsel, Allison Burns

CDA CFO/Treasurer, Christine Convento

CDA General Manager/CEO, Thomas O'Neill

CLOSED SESSION

12. CONFERENCE WITH LEGAL COUNSEL – PENDING LITIGATION PURSUANT TO GOVERNMENT CODE SECTION 54956.9(d)(1): Chino Basin Desalter Authority v. Leatherwood Construction et al.

13. CONFERENCE WITH LEGAL COUNSEL – ANTICIPATED LITIGATION: CONSIDERATION OF INITIATION OF LITIGATION PURSUANT TO GOVERNMENT CODE SECTION 54956.9(D)(4) (ONE POTENTIAL CASE)

14. CONFERENCE WITH LEGAL COUNSEL – PENDING LITIGATION PURSUANT TO GOVERNMENT CODE SECTION 54956.9(d)(1): IN RE: AQUEOUS FILM-FORMING FOAMS PRODUCTS LIABILITY LITIGATION; MDL No.: 2:18-mn-2873-RMG

DIRECTOR COMMENTS

ADJOURN

Any person with a disability who requires accommodations in order to participate in this meeting or for package materials in an alternative format should telephone the Executive Assistant at (909) 218-3730, at least 48 hours prior to the meeting in order to make a request for a disability-related modification or accommodation. Copies of records provided to Members which relate to any agenda item to be discussed in open session may be obtained from Chino Basin Desalter Authority at 3550 E. Philadelphia Street, Suite 170, Ontario, CA 91761.Declaration of Posting

I, Casey Lamb, Executive Assistant to the Chino Basin Desalter Authority, hereby certify that a copy of this agenda has been posted at the Chino Basin Desalter Authority's main office, 3550 E. Philadelphia Street, Suite 170, Ontario, CA by May 4, 2026 at 2:00 p.m.

Casey Lamb, Executive Assistant

AGENDA
REGULAR MEETING OF THE BOARD OF DIRECTORS OF THE INLAND EMPIRE REGIONAL COMPOSTING AUTHORITY

MONDAY, MAY 4, 2026
10:00 A.M.

INLAND EMPIRE REGIONAL COMPOSTING FACILITY
ADMIN CONFERENCE ROOM
12645 6TH STREET
RANCHO CUCAMONGA, CA 91739

www.ierca.org

TELEPHONE ACCESS: (415) 856-9169 / Phone Conference ID: 730 354 3#

The public may participate and provide public comment during the meeting by attending the meeting in-person or by dialing the number provided above. Comments may also be submitted by email to IEUA Director of Board and Administrative Services Denise Garzaro at recordingsecretary@ieua.org prior to the completion of the Public Comment section of the meeting. Comments will be distributed to the Board of Directors.

CALL TO ORDER

FLAG SALUTE

PUBLIC COMMENT

Members of the public may address the Board on any item that is within the jurisdiction of the Board; however, no action may be taken on any item not appearing on the agenda unless the action is otherwise authorized by Subdivision (b) of Section 54954.2 of the Government Code. Those wishing to address the Board on any matter, whether or not it appears on the agenda, are requested to email the Recording Secretary prior to the public comment section or request to address the Board during the public comments section of the meeting. Comments will be limited to three minutes per speaker.

ADDITIONS TO THE AGENDA

In accordance with Section 54954.2 of the Government Code (Brown Act), additions to the agenda require two-thirds vote of the legislative body, or, if less than two-thirds of the members are present, a unanimous vote of those members present, that there is a need to take immediate action and that the need for action came to the attention of the local agency subsequent to the agenda being posted.

1. CONSENT CALENDAR ITEMS

NOTICE: All matters listed under the Consent Calendar are considered to be routine and non-controversial and will be acted upon by the Board by one motion in the form listed below. There will be no separate discussion on these items prior to the time the Board votes unless any Board members, staff or the public requests specific items be discussed and/or removed from the Consent Calendar for separate action.

A. MINUTES

Approve minutes of the February 2, 2026 Board Meeting.

B. APPROVE INVESTMENT AND DISBURSEMENT REPORT

Staff recommends that the Board approve the total disbursements for the months of January 2026 through March 2026 in the amount of $2,556,620.11.

2. ACTION ITEMS

A. ELECT OFFICERS

Elect, by majority vote, a Chair and Vice Chair of the Inland Empire Regional Composting Authority Board of Directors for a term beginning May 4, 2026.

B. APPROVE STRUCTURAL COLUMN AND ROOF REPAIR PROJECT AND RATIFY EMERGENCY RESPONSE AND REPAIR

Staff recommends that the Board:

1. Approve the total project budget of $2,500,000 for Project No. RA26007, Structural Column and Roof Repair, to cover emergency repair work;

2. Ratify the emergency actions taken to stabilize and repair the damaged structural column, roof system, and associated components; and

3. Acknowledge that all project costs, apart from the $100,000 deductible, are expected to be reimbursed by the insurance provider.

C. APPROVE THE ANNUAL MANAGEMENT PLAN FOR FISCAL YEAR 2026/27

Staff recommends that the Board approve the Annual Management Plan for the Fiscal Year 2026/27.

D. APPROVE THE ANNUAL FINANCIAL REPORT FOR FISCAL YEAR ENDED JUNE 30, 2025

Staff recommends that the Board:

1. Approve the Inland Empire Regional Composting Authority (IERCA) Annual Financial Report for Fiscal Year ended June 30, 2025, when ready; and

2. Direct staff to distribute the report, as appropriate, to the various federal, state and local agencies, financial institutions, and other interested parties.

E. ADOPT THE INLAND EMPIRE REGIONAL COMPOSTING AUTHORITY BUDGET FOR FISCAL YEAR 2026/27

Staff recommends that the Board:

1. Adopt the Inland Empire Regional Composting Authority budget for Fiscal Year 2026/27;

2. Increase the tipping fee from $69.50 to $73.00 per wet ton; and

3. Approve a capital call of $3.35 million to be shared equally by the Inland Empire Utilities Agency and Los Angeles County Sanitation Districts to support capital improvement project costs and meet the minimum reserve balance, as needed.

F. ADOPT THE INLAND EMPIRE REGIONAL COMPOSTING AUTHORITY INVESTMENT POLICY FOR FISCAL YEAR 2026/27

Staff recommends that the Board adopt Resolution No. 2026-5-1, approving the Authority's Investment Policy for Fiscal Year 2026/27.

G. APPROVE AGREEMENT WITH ORANGE COUNTY SANITATION DISTRICT FOR BIOSOLIDS MANAGEMENT

Staff recommends that the Board:

1. Approve an agreement with Orange County Sanitation District for the management of biosolids for a base fee of $73.00 per wet ton with

up to a 6% annual increase plus $5.00 per wet ton management fee for a term of five years with two one-year renewal options; and

2. Authorize the Project Manager to finalize and execute the agreement, subject to non-substantive changes.

3. INFORMATION ITEMS

A. PROJECT MANAGER'S REPORT (WRITTEN)

B. ANNUAL WRITE-OFFS OF ACCOUNTS RECEIVABLE FOR THE FISCAL YEAR ENDED JUNE 30, 2025 (WRITTEN)

C. TREASURER'S REPORT OF FINANCIAL AFFAIRS FOR THE QUARTER ENDED MARCH 31, 2026 (WRITTEN)

4. DIRECTOR COMMENTS

ADJOURN

The next regular meeting is scheduled for Monday, August 3, 2026 at 10:00 a.m.

Declaration of Posting

I, Denise Garzaro, CMC, Director of Board and Administrative Services of the Inland Empire Utilities Agency, hereby certify that, per Government Code Section 54954.2, a copy of this agenda has been posted at the Inland Empire Regional Composting Authority, 12645 6th Street, Rancho Cucamonga, CA, at the Los Angeles County Sanitation District, 1955 Workman Mill Road, Whittier, CA and at the Inland Empire Utilities Agency, 6075 Kimball Ave, Chino, CA and on the Authority's website at www.ierca.org at least seventy-two (72) hours prior to the regular meeting date and time above.

In compliance with the Americans with Disabilities Act, if you need special assistance to participate in this meeting, please contact the Recording Secretary at (909) 993-1736 or recordingsecretary@ieua.org, 48 hours prior to the scheduled meeting so that IERCA can make reasonable arrangements to ensure accessibility.

GENERAL MANAGER'S REPORT

MAY 2026

Imported Water

Full Service Imported Water Deliveries Summary (FY 2020/21 to 2025/26)

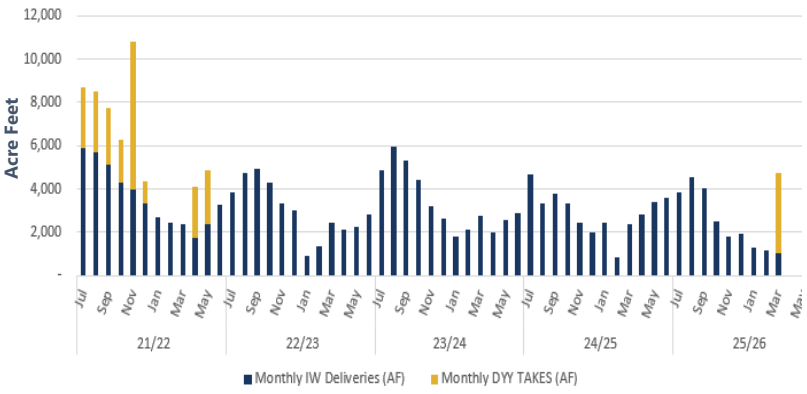

Imported Water TDS Summary (FY 2020/21 to 2025/26)

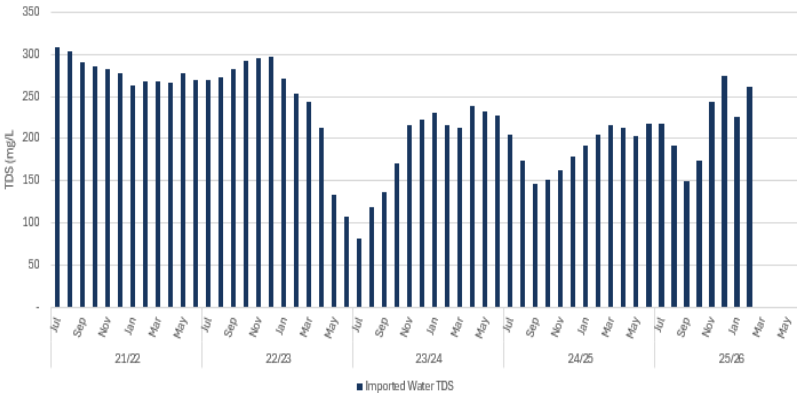

Recycled Water

Discharged Effluent & Recycled

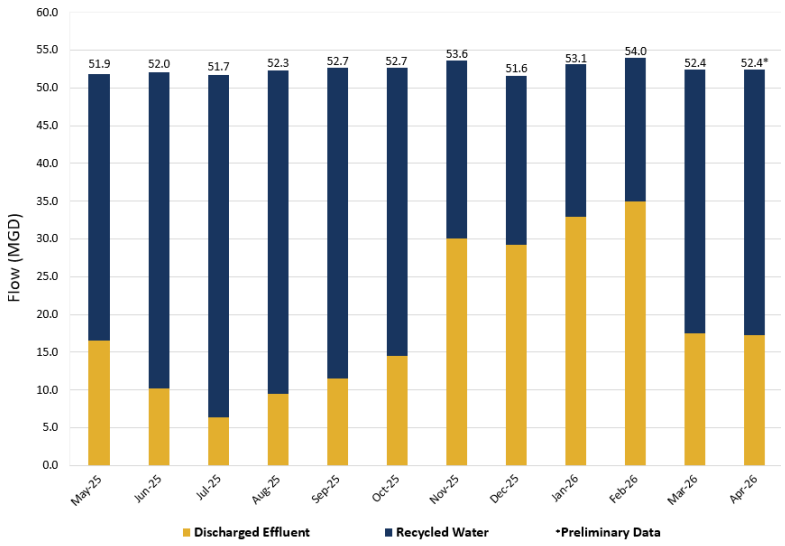

Agencywide Effluent TDS & TIN

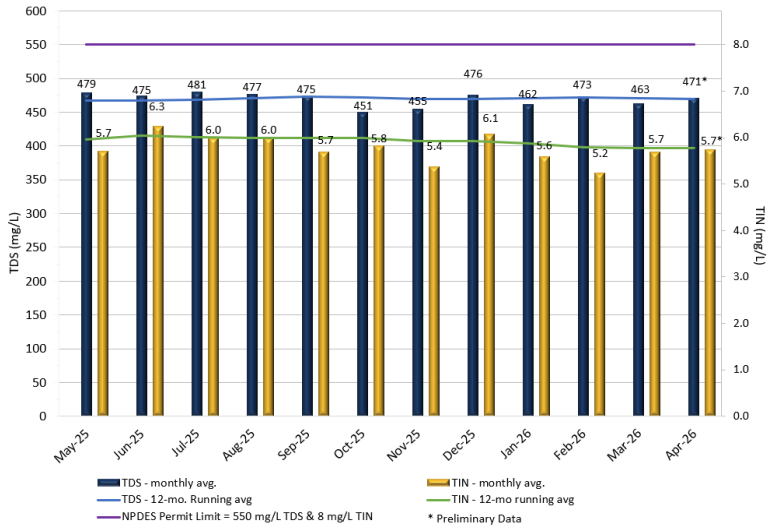

Groundwater Recharge

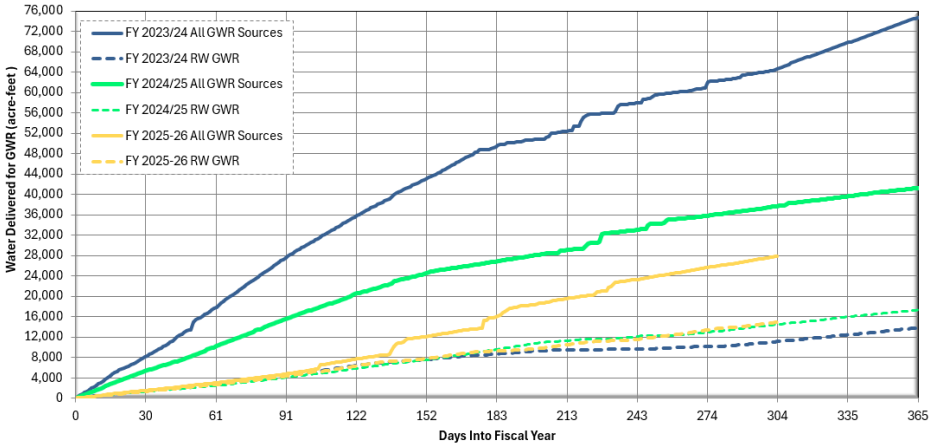

APRIL 2026 NOTES:

- Total stormwater and dry weather flow recharged is preliminarily estimated at 278.8 acre-feet.
- Recycled water delivered for recharge totaled 1,531.6 acre-feet.
- There was 397 acre-feet of imported water recharged in the Chino Basin from SAWCo.
- Chino Basin Watermaster will remove 4.2% for evaporation losses from delivered supplemental water sources (imported water and recycled water).
- Considering evaporation losses, total recharge is preliminarily estimated at 1,996.4 acre-feet.

Human Resources

Ethnicity

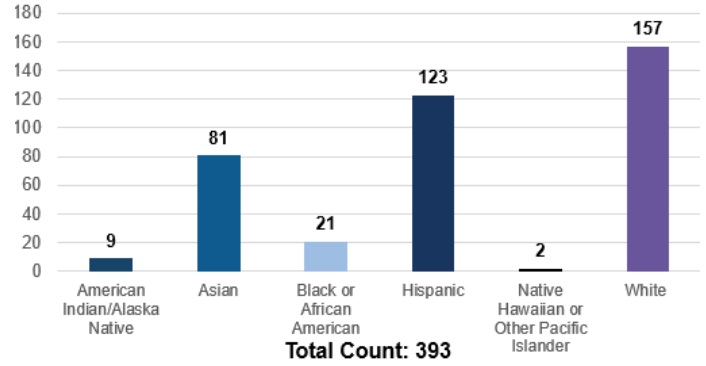

Total Count: 393

Gender

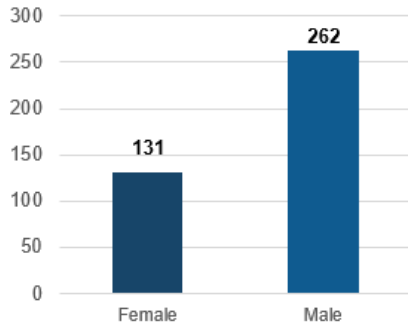

Total Count: 393

Full Time Turnover Rate

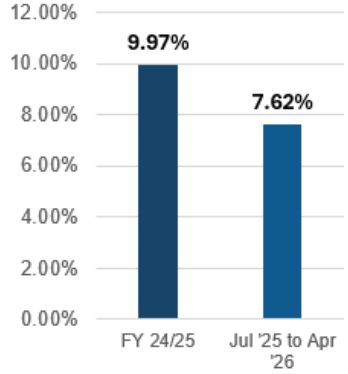

Staffing Levels

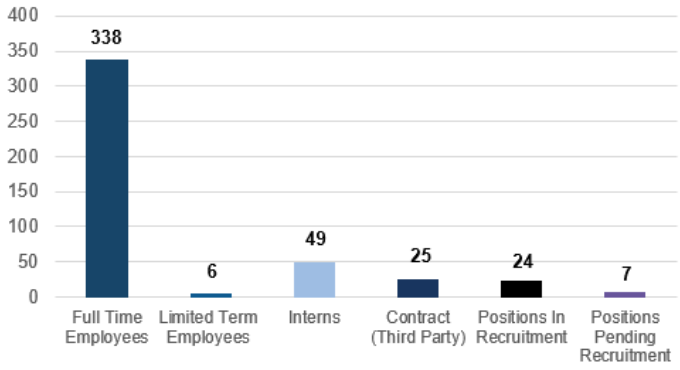

Total Count: 449

Full Time Separations Fiscal Year to Date

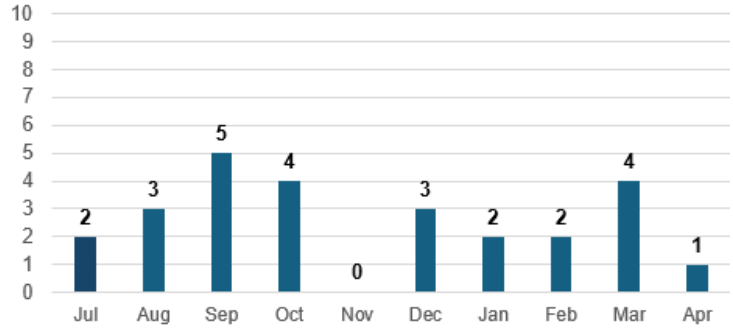

Total Count: 26

Engineering & Construction Management FY 2025/26 Budget Status Update

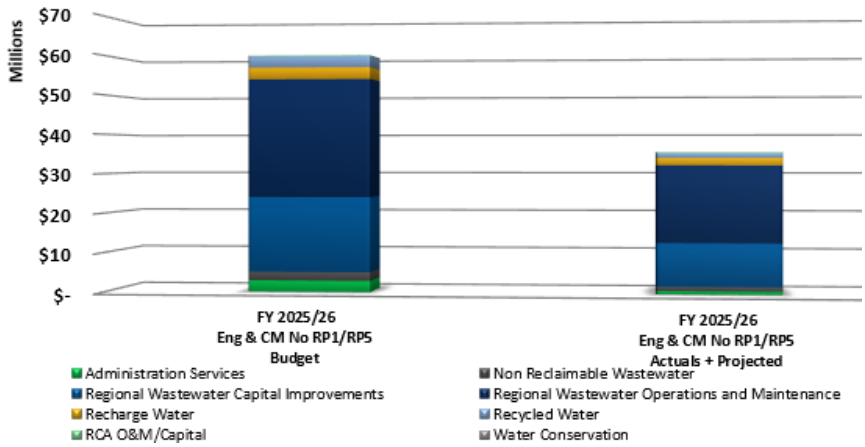

Biosolids/Compost

IERCF Inbound & Outbound

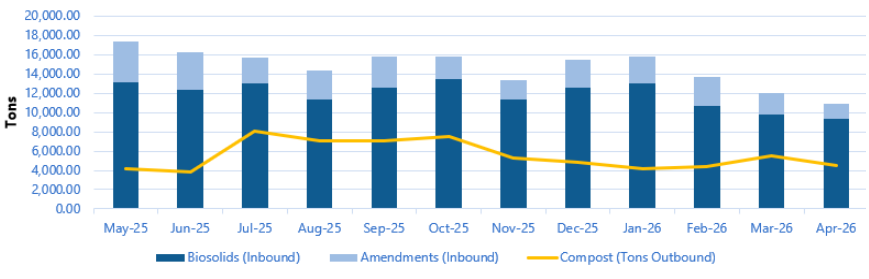

Grants

Grant Agreements and Applications

GRANT AWARDS RECEIVED

$1.4M	Grant Award – United States Bureau of Reclamation (USBR) – Drought Response Program: Drought Resiliency Projects – Montclair Basin Improvements Project

FUNDING INVOICES SUBMITTED

$1.4M	U.S. EPA WIFIA – Water Infrastructure Finance and Innovation Act – Regional Wastewater System Improvement Program Invoice #25
$184K	MWD – Future Supply Actions – Chino Basin Advanced Water Purification Demonstration Facility Invoice #2
$119K	State Water Resources Control Board – SRF Loan Clean Water State Revolving Funding Program – RP-5 Expansion Invoice #29
$4.8K	MWD – Future Supply Actions – Identifying and Removing PFAS Used in Well Drilling Invoice #2

Financial Update

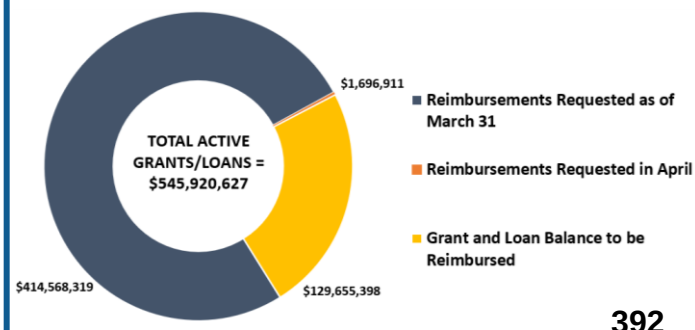

Bid and Award Look Ahead Schedule

Bid and Award Look Ahead Schedule			
#	Project Name	Projected Bid Opening Date	Projected Bid Award Date
	Aug-26		
1	EN26058.00 Maintenance Trailers and Showers Installation	7/11/2026	8/16/2026
	Sep-26		
2	RW15003.03 Montclair Basin Improvements	7/12/2026	9/16/2026
3	EN24007.00 1299 Recycled Water Pump Station Rehabilitation	7/21/2026	9/16/2026
4	AM26001.00 Etiwanda Wastewater Line Manhole Condition Assessment	7/12/2026	9/16/2026
	Oct-26		
5	EN19001.03 RP-5 Offsite Facilities	9/9/2026	10/21/2026
6	EN21053.00 RP-1 Filter Effluent Structure #2 Rehabilitation	7/28/2026	10/21/2026
	Nov-26		
7	EN24027.00 Fall Protection and Prevention Solutions at specified wastewater locations	9/14/2026	11/18/2026
	Jan-27		
8	EN18025.00 RP-1 Secondary System Rehabilitation	11/19/2026	1/20/2027
	Mar-27		
10	EN23035.00 CCWRF Return Activated Sludge Header Replacement	1/7/2027	3/17/2027
11	EN24023.00 RP3 Regional Sewer Diversion Structure Rehabilitation	1/11/2027	3/17/2027

Emergency Projects

FY 2025/26 Emergency Projects

RP-1											
	Project ID	**Contractor**	**Project Name**	**Location**	**TO #**	**Original Not-to-Exceed /Estimate**	**Actual Cost thru 4/29/2026**	**Date of Award**	**Status**	**Staff Cost**	**Staff Hours**
1	EN26052.01	W. A. Rasic	RP-1 12kV Repair	RP-1	TO-08	$17,000	$10,926	11/11/2025	Closed	$5,469	42.00
2	EN26052.02	W. A. Rasic	8" HDPE Centrate Line Repair	RP-1	TO-09	$8,300	$8,640	12/8/2025	Completed	$356	2.50
3	EN26052.03	W. A. Rasic	RP1 Access Road E. Philadelphia St. Manholes Repair	RP-1	TO-10	$11,850	$15,018	12/16/2025	Completed	$1,627	12.00
					Sub Totals	**$37,150**	**$34,585**			**$7,452**	**56.50**
IERCF											
	Project ID	**Contractor**	**Task Order Description/Project Name**	**Location**	**TO #**	**Original Not-to-Exceed /Estimate**	**Actual Cost thru 4/29/2026**	**Date of Award**	**Status**	**Staff Cost**	
4	RA26007.00	W. A. Rasic	IERCF Structural Column and Roof Repair	IERCF	N/A	$2,098,511	$49,582	2/12/2026	Active	$16,173	101.00
					Sub Totals	**$2,098,511**	**$49,582**			**$16,173**	**101.00**
					Grand Totals	**$2,135,661**	**$84,167**			**$23,625**	**157.50**

April Emergency Project(s)

Contractor	**Task Order Description**	**Details of the Circumstances/Cause of Emergency**	**Scope of Repair**	**Location**	**Date of Call Out**	**Not-to-Exceed /Estimate**
		None to Report				

Completed Projects

FY 2025/26 Completed Projects								
	Project ID	Description/Project Name	PM	Location	Project Budget	Actual Cost thru 4/29/2026	Completed Date	NOC Date
Agencywide								
1	EN23034.00	Agencywide Electric Vehicle Charging Stations	Constantinescu, Raluca	Agencywide	580,000	419,243	9/15/2025	1/20/2026
				Sub Total	***580,000***	***419,243***		
CCWRF								
2	EN23004.01	CCWRF Aeration Basin Walkway Power System	Dandashi, Omar	CCWRF	600,000	442,262	11/6/2025	3/10/2026
				Sub Total	***600,000***	***442,262***		
RP-1								
3	EN22024.00	RP-1 Digester No.1 Cleaning Services	Lau, Alan	RP-1	18,200,000	985,575	9/18/2025	11/24/2025
4	EN24020.00	RP-1 Dewatering Centrate Pumps	Ignacio, Joel	RP-1	2,805,200	2,374,477	7/1/2025	10/8/2025
5	EN26052.01	RP-1 12kV Repair	Constantinescu, Raluca	RP-1	0	10,926	12/3/2025	3/2/2026
				Sub Total	***21,005,200***	***3,370,978***		
IERCF								
6	RA24006.00	Curing Room Row 9 Roof Failure	Frabizio, Julianne	IERCF	278,000	268,871	9/7/2025	3/2/2026
				Sub Total	***278,000***	***268,871***		
Ground Water Recharge								
7	RW15003.06	Wineville/Jurupa/Force Main Improvements	Ignacio, Joel	Recharge	26,140,292	25,116,599	12/25/2025	2/11/2026
				Sub Total	***26,140,292***	***25,116,599***		
RP-5								
8	EN26053.01	RP-5 Headworks Foul Air Ducting Repairs	Salazar, Victoria	RP-5	100,000	82,532	1/13/2026	3/23/2026
				Sub Total	***100,000***	***82,532***		
CBP								
9	PL19005.01	Exploratory Boreholes & Monitoring Wells	Munoz, Liza	CBP	6,385,388	6,441,174	10/27/2025	12/9/2025
				Sub Total	***6,385,388***	***6,441,174***		
				Grand Total	**55,088,880**	**36,141,660**		

Fiscal Year Projects and Late Trend

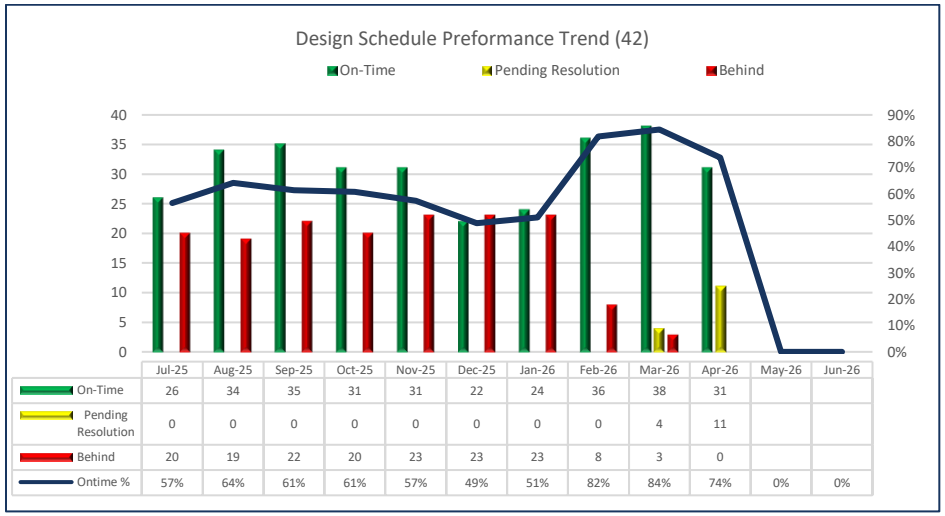

	Jul-25	Aug-25	Sep-25	Oct-25	Nov-25	Dec-25	Jan-26	Feb-26	Mar-26	Apr-26	May-26	Jun-26
On-Time	26	34	35	31	31	22	24	36	38	31		
Pending Resolution	0	0	0	0	0	0	0	0	4	11		
Behind	20	19	22	20	23	23	23	8	3	0		
Ontime %	57%	64%	61%	61%	57%	49%	51%	82%	84%	74%	0%	0%

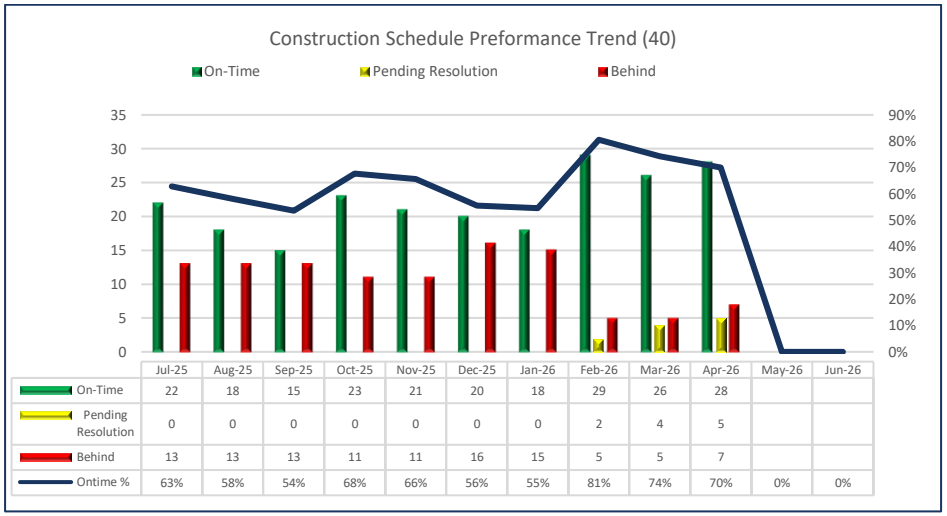

	Jul-25	Aug-25	Sep-25	Oct-25	Nov-25	Dec-25	Jan-26	Feb-26	Mar-26	Apr-26	May-26	Jun-26
On-Time	22	18	15	23	21	20	18	29	26	28		
Pending Resolution	0	0	0	0	0	0	0	2	4	5		
Behind	13	13	13	11	11	16	15	5	5	7		
Ontime %	63%	58%	54%	68%	66%	56%	55%	81%	74%	70%	0%	0%

Agencywide

No.	Project ID	Project Title	Total Expenditures thru 4/28 ($)	Total Project Budget ($)	Project Schedule Performance	Status	Late Category	Schedule Recovery Plan
1	EN25067.00	Archibald Interceptor and I-10 Impact Assessment and Design.	13,643	2,200,000	On-Time	Project Evaluation		
2	EN26033.00	Oracle P6 Migration - License Fee	390	272,052	On-Time	Project Evaluation		
3	EN26060.00	NRW East End Flowmeter Power Pole Replacement	-	56,000	On-Time	Project Evaluation		
4	EN25002.00	Aeration Disk Diffuser Replacement	9,103	7,800,000	On-Time	Pre-Design		
5	EN25050.00	Maintenance and Reliability Consulting Services	154,418	2,400,000	On-Time	Pre-Design		
6	EN26039.00	Recycled Water Hydraulic Modeling FY 25/26	2,738	40,000	On-Time	Pre-Design		
7	AM24010.00	Agencywide O&M Manual Update	1,042,476	2,700,000	On-Time	Design		
8	EN24027.00	Fall Protection and Prevention Solutions at specified wastewater locations	732,179	9,600,000	On-Time	Design		
9	EN25048.00	Agencywide Asset Hierarchy and Criticality Assessment	147,929	1,550,000	On-Time	Design		
10	EN25065.00	Caltrans IEUA Collections Pad Construction	53,126	300,000	On-Time	Design		
11	EN21020.00	Oracle P6 Migration/Project Dashboard	212,813	610,000	On-Time	Design		
12	EN26048.00	Regional Sewer Hydraulic Modeling FY 25/26	79,490	250,000	On-Time	Design		
13	EN19001.03	RP-5 Offsite Facilities	109,616	15,730,000	Pending Resolution Days Late 308	Bid & Award	Regulatory Requirements	City of Chino Easement/permit approvals
14	EN26055.00	Regional Sewer System Manhole Upgrades FY 25/26	96,722	500,000	Pending Resolution Days Late 55	Construction	Other	Construction Contract Award was not originally scheduled to go to the Board since it is under $500K. This added approximately two months to the schedule.
15	EN25064.00	Agencywide Remote Vibration Project	504,482	610,000	On-Time	Construction		
16	EN25074.00	Non-Reclaimable Waste Priority Manhole Replacement	245,270	790,000	On-Time	Construction		
17	EN25075.00	Regional Sewer System Priority Manhole Replacement	419,608	1,630,000	On-Time	Construction		

Agencywide (Cont.)

No.	Project ID	Project Title	Total Expenditures thru 4/28 ($)	Total Project Budget ($)	Project Schedule Performance	Status	Late Category	Schedule Recovery Plan
18	EN26001.00	Agencywide Variable Frequency Drive Upgrades (Recycled Water) FY25/26	156,061	960,000	On-Time	Construction		
19	EN26044.01	Valve Box Replacement on Marlay Avenue	31,971	28,800	On-Time	Project Acceptance		
20	EN25037.00	Non-Reclaimable Waste Modeling	50,826	53,000	On-Time	Project Acceptance		
21	EN24022.00	IEUA SCADA Master Plan	85,416	1,090,000	N/A	On-Hold		
22	AM26002.00	Non-Reclaimable Waste Condition Assessments	296	50,000	N/A	Not Started		
23	AM26003.00	Ground Water Recharge Condition Assessments	-	-	N/A	Not Started		
24	EN23021.00	Agencywide Infiltration and Inflow Study	860	1,140,000	N/A	Not Started		
25	EN26003.00	Regional System Siphon Barrel Gate Improvements	-	980,000	N/A	Not Started		
26	EN26011.00	RW Hydraulic Modeling FY 25/26	-	200,000	N/A	Not Started		
27	EN26015.00	Edison Waste Line Abandonment Project	-	2,500,000	N/A	Not Started		
28	AM26006.00	Regional Operation Condition Assessments	100,146	240,000	N/A	N/A		
29	EN26057.00	Capital Improvement Program (CIPO) Enhancements FY 25/26	-	75,000	N/A	N/A		
30	AM26004.00	Recycled Water Condition Assessments	107,785	198,086	N/A	N/A		
31	AM26007.00	Failure Analysis Equipment Procurement	-	100,000	N/A	N/A		
32	EN25057.00	CIPO Enhancements FY 24/25	15,600	85,000	N/A	N/A		
		Sub Total	*4,372,965*	*54,737,938*				

Carbon Canyon

No.	Project ID	Project Title	Total Expenditures thru 4/28 ($)	Total Project Budget ($)	Project Schedule Performance	Status	Late Category	Schedule Recovery Plan
33	EN23035.00	CCWRF Return Activated Sludge Header Replacement	426,84	1,450,000	Pending Resolution Days Late 119	Pre-Design	Modified Project Charter	Project Charter review under way. Request For Proposal anticipated to be issued in July 2026 and consultant selection / award in August 2026. Project will be re-baselined at the start of design.
34	EN23038.00	CCWRF HVAC System Upgrade	335,965	3,760,000	Pending Resolution Days Late 119	Pre-Design	Modified Project Charter	Project Charter review under way. RFP anticipated to be issued in July 2026 and consultant selection / award in September 2026. Project will be re-baselined at the start of design.
35	EN23074.00	CCWRF Influent Box Rehabilitation at the Primary Clarifiers	467,234	4,760,000	Pending Resolution Float -639	Pre-Design	Modified Project Charter	Project charter was placed on hold.
36	EN25045.00	CCWRF Electrical Improvements	245,399	6,700,000	On-Time	Pre-Design		
37	EN23004.00	CCWRF Aeration Basins 1-6 Drain Valve Replacements	658,503	5,000,000	On-Time	Design		
38	AM25001.00	CCWRF Cathodic Protection Test Stations	93,551	120,000	Behind Schedule Days Late 92	Construction	Change in Scope	Field verification delays
39	EN17006.00	CCWRF Asset Management and Improvements	29,237,851	34,510,000	Behind Schedule Days Late 121	Construction	Change in Scope	Control panel rework, submittal revisions, SCADA integration delays
40	EN24057.00	CCWRF Bleach Pipeline Replacement	320,174	650,000	Behind Schedule Days Late 23	Construction	Design Delay	Project delayed due to addressing materials availability and modification of design accordingly. Construction under way with completion anticipated by May 17, 2026. Project currently 8 weeks late with design revision.
41	EN23004.01	CCWRF Aeration Basin Walkway Power System	442,262	600,000	On-Time	Warranty		
42	EN25005.00	Mix Liquor Return Pump Station Condition Assessment and Repair	-	230,000	N/A	On-Hold		
43	EN17006.99	CCWRF Asset Management and Improvements	15,119	100,000	N/A	N/A		
		Sub Total	*32,242,922*	*57,880,000*				

CBP

No.	Project ID	Project Title	Total Expenditures thru 4/28 ($)	Total Project Budget ($)	Project Schedule Performance	Status	Late Category	Schedule Recovery Plan
44	EN25022.00	Compliance for Recycled Water Facilities	1,645,899	3,050,000	On-Time	Design		
45	EN25022.01	Rialto Recycled Water Supplemental Supply Early Engi	3,876,190	11,900,000	On-Time	Design		
46	EN25022.02	Aquifer Replenishment Facilities Early	2,007,734	7,500,000	On-Time	Design		
47	EN25022.03	Purified Water Piping Early Engineering	88,626	550,000	On-Time	Design		
48	EN25022.04	JCSD/WRCRWA RW Supplemental Supply Early	-	-	On-Time	Design		
49	EN25070.00	Compliance for Wastewater Facilities	8,078,288	31,200,000	On-Time	Design		
50	EN25070.01	Advanced Water Purification Demo Facility	1,666,571	14,000,000	On-Time	Construction		
			17,363,308	*68,200,000*				

Collections/NRWS/Regional Sewer

No.	Project ID	Project Title	Total Expenditures thru 4/28 ($)	Total Project Budget ($)	Project Schedule Performance	Status	Late Category	Schedule Recovery Plan
51	EN26038.00	NSCT-100 Brine System Manhole Rehabilitation	4,224	240,000	On-Time	Project Evaluation		
52	AM26001.00	Etiwanda Wastewater Line Manhole Condition Assessment	1,147	500,000	On-Time	Project Evaluation		
53	EN23089.02	Chino Avenue Trunk Critical Repairs	921,179	1,318,000	On-Time	Construction		
54	EN24059.00	Chino Hills Trunk-014 Sewer Siphon Cured in Place Pipe Repair	822,116	1,300,000	On-Time	Project Acceptance		
		Sub Total	1,748,666	3,358,000				

Connections

No.	Project ID	Project Title	Total Expenditures thru 4/28 ($)	Total Project Budget ($)	Project Schedule Performance	Status	Late Category	Schedule Recovery Plan
55	EN25029.00	Recycled Water Connections	205,521	200,000	N/A	N/A		
56	EN25036.00	Non-Reclaimable Waste Connections	94,563	130,000	N/A	N/A		
57	EN25047.00	Regional Capital Connections	197,412	195,000	N/A	N/A		
58	EN26037.00	Non-Reclaimable Waste Connections	51,433	100,000	N/A	N/A		
59	EN26043.00	Recycled Water Connections FY 25/26	40,532	150,000	N/A	N/A		
60	EN26059.00	Regional Capital Connections	354,854	600,000	N/A	N/A		
		Sub Total	944,315	1,375,000				

Groundwater Recharge

No.	Project ID	Project Title	Total Expenditures thru 4/28 ($)	Total Project Budget ($)	Project Schedule Performance	Status	Late Category	Schedule Recovery Plan
61	RW15003.03	Montclair Basin Improvements	552,182	1,788,100	Pending Resolution Days Late 182	Permits	Regulatory Requirements	Staff are now in the process of renewing/extending expired permits.
62	RW15003.06	Wineville/Jurupa/Force Main Improvements	25,116,599	26,140,292	On-Time	Project Acceptance		
63	EN22049.00	Groundwater Recharge Recycled Water Operator Interface Terminal Upgrades	-	50,000	N/A	Not Started		
64	EN22050.00	Groundwater Recharge Basin Programmable Logic Controller Upgrades	-	-	N/A	Not Started		
		Sub Total	25,668,781	27,978,392				

Headquarters

No.	Project ID	Project Title	Total Expenditures thru 4/28 ($)	Total Project Budget ($)	Project Schedule Performance	Status	Late Category	Schedule Recovery Plan
65	EN23003.00	Central Plant Cooling Tower Replacement	630,057	3,310,000	Pending Resolution Days Late 520	Construction	Regulatory Requirements	This project was delayed due to licensing mismatches and an insufficient number of bids during the bidding process, which required three bidding cycles to find a qualified contractor. Project will be re-baselined once construction begins.
66	EN24060.00	Headquarters Geotechnical Assessment and Repairs	92,821	100,000	On-Time	Project Acceptance		
		Sub Total	722,878	3,410,000				

IERCF

No.	Project ID	Project Title	Total Expenditures thru 4/28 ($)	Total Project Budget ($)	Project Schedule Performance	Status	Late Category	Schedule Recovery Plan
67	RA24006.00	Curing Room Row 9 Roof Failure	268,871	278,000	On-Time	Project Acceptance		
		Sub Total	268,871	278,000				

Lift Stations

No.	Project ID	Project Title	Total Expenditures thru 4/28 ($)	Total Project Budget ($)	Project Schedule Performance	Status	Late Category	Schedule Recovery Plan
68	EN26054.00	Butterfield Lift Station Improvements	-	-	On-Time	Project Evaluation		
69	EN21045.00	Montclair Force Main Improvements	1,691,899	14,360,000	Pending Resolution Days Late 1,218	Construction	Regulatory Requirements	Extended coordination with the City of Ontario to receive approved Encroachment Permit.
70	EN25081.00	Philadelphia Lift Station Variable Frequency Drive Upgrade	192,992	644,000	On-Time	Construction		
71	EN22020.00	Philadelphia Lift Station Pump Upgrades	761,759	13,110,000	N/A	On-Hold		
72	EN23002.00	Philadelphia Lift Station Force Main Improvements	2,128,121	30,900,000	N/A	On-Hold		
73	EN23036.00	San Bernardino Ave Lift Station Reliability Improvements	840,001	6,820,000	N/A	On-Hold		
		Sub Total	*5,614,772*	*65,834,000*				

RP-1

No.	Project ID	Project Title	Total Expenditures thru 4/28 ($)	Total Project Budget ($)	Project Schedule Performance	Status	Late Category	Schedule Recovery Plan
74	EN22024.02	RP-1 Digester No.2 Cleaning Services	2,178	1,000,000	On-Time	Project Evaluation		
75	EN31003.00	RP-1 New Parking Lot	10,702	1,100,000	On-Time	Project Evaluation		
76	EN26046.00	RP-1 Headworks Influent Channel Rehabilitation	72,789	4,000,000	Pending Resolution Days Late 142	Consultant Contract Award	Other	Single high-cost proposal requiring negotiations.
77	EN19009.00	RP-1 Energy Recovery	270,808	4,330,000	On-Time	Pre-Design		
78	EN24002.00	RP-1 Solids Treatment Rehabilitation	2,172,338	51,310,000	Pending Resolution Days Late 126	Pre-Design	Modified Project Charter	Clarification with operations staff to finalize scope.
79	EN18025.00	RP-1 Secondary System Rehabilitation	670,897	11,500,000	On-Time	Design		
80	EN21053.00	RP-1 Filter Effluent Structure #2 Rehabilitation	1,152,866	3,470,000	Pending Resolution Days Late 1,190	Bid & Award	Design Delay	Redesign for site constraints; bid rejected due to cost.
81	EN24032.00	RP-1 Primary Clarifier #1 Through #10 Rehabilitation	1,246,327	16,240,000	Pending Resolution Days Late 131	Construction	Other	Construction to start mid-May 2026. Project to be re-baselined with approved construction schedule.

RP-1

No.	Project ID	Project Title	Total Expenditures thru 4/28 ($)	Total Project Budget ($)	Project Schedule Performance	Status	Late Category	Schedule Recovery Plan
82	EN13016.05	SCADA Enterprise System - (Regional Water Recycling Plant No. 1)	17,907,446	21,995,000	On-Time	Construction		
83	EN18006.00	RP-1 Flare Improvements	9,709,186	9,750,000	Behind Schedule Days Late 1,563	Construction	Regulatory Requirements	Extended Air Quality Management District (AQMD) review after revisions.
84	EN22022.00	RP-1 Air Compressor Upgrades	2,166,032	7,750,000	On-Time	Construction		
85	EN22024.01	RP-1 Digester No.5 Cleaning Services	1,035,591	1,200,000	Behind Schedule Days Late 95	Construction	Change in Scope	Added necessary scope to remove existing coating and apply new coating. Delays of 4-6 months to get a contractor for new coating.
86	EN22031.00	RP-1 Intermediate Pump Station Electrical Improvements	3,549,281	11,120,000	On-Time	Construction		
87	EN22044.00	RP-1 Thickening Building & Acid Phase Digester	37,225,859	239,965,008	On-Time	Construction		
88	EN26004.00	RP-1 Centrifuge Variable Frequency Drive Upgrades	267,392	1,660,000	On-Time	Construction		
89	EN23000.00	RP-1 DeviceNet Replacement	3,084,149	3,283,563	On-Time	Project Acceptance		
90	EN11039.00	RP-1 Disinfection Improvements Project	14,272,054	14,397,043	On-Time	Project Acceptance		
91	EN21056.00	RP-1 Evaporative Cooling for Aeration Blower Building	1,747,693	2,750,000	On-Time	Project Acceptance		
92	EN23024.00	RP-1 TP-1 Stormwater Drainage Upgrades	176,476	1,394,353	N/A	On-Hold		
93	EN24020.01	Additional Access for RP-1's 8-inch Centrate Line	165,548	334,800	N/A	On-Hold		
94	EN22044.02	RP-1 Solar Decommissioning	447,846	450,000	N/A	N/A		
95	EN22044.99	RP-1 Thickening Building & Acid Phase Digester O&M	158,078	120,000	N/A	N/A		
		Sub Total	*97,511,535*	*409,119,767*				

RP3

No.	Project ID	Project Title	Total Expenditures thru 4/28 ($)	Total Project Budget ($)	Project Schedule Performance	Status	Late Category	Schedule Recovery Plan
96	EN24023.00	RP3 Regional Sewer Diversion Structure Rehabilitation	590,176	1,236,000	Pending Resolution Days Late 245	Pre-Design	Change in Scope	Added structural evaluation and bypass pipeline restoration
97	EN24023.01	RP-3 Regional Diversion Structure Rehabilitation Bypass	267,781	424,000	On-Time	Project Acceptance		
98	EN24055.00	RP-3 Diversion Structure Height Extension	111,259	255,000	On-Time	On-Hold		
		Sub Total	*969,215*	*1,915,000*				

RP-4

No.	Project ID	Project Title	Total Expenditures thru 4/28 ($)	Total Project Budget ($)	Project Schedule Performance	Status	Late Category	Schedule Recovery Plan
99	EN20057.00	RP-4 Process Improvements Phase II	3,582,131	18,070,000	On-Time	Construction		
100	EN21041.00	RP-4 Chlorine Contact Basin Cover Repair & RW Wet Well Passive Overflow Line	878,557	5,790,000	N/A	On-Hold		
101	EN22039.00	RP-4 SCADA Performance Improvement	287,292	1,012,000	N/A	On-Hold		
		Sub Total	*4,747,980*	*24,872,000*				

RP-5

No.	Project ID	Project Title	Total Expenditures thru 4/28 ($)	Total Project Budget ($)	Project Schedule Performance	Status	Late Category	Schedule Recovery Plan
102	AM26008.00	RP-5 Spare Part Storage Building Improvements	15,385	250,000	Pending Resolution Days Late 163	Project Evaluation	Equipment Delay	Racking design and evaluation delays
103	AM24002.00	REEP Return to Service Condition Assessment	223,524	250,000	On-Time	Project Evaluation		

RP-5

No.	Project ID	Project Title	Total Expenditures thru 4/28 ($)	Total Project Budget ($)	Project Schedule Performance	Status	Late Category	Schedule Recovery Plan
104	EN26058.00	Maintenance Trailers and Showers Installation	36,138	1,500,000	On-Time	Design		
105	EN26047.00	RP-5 SCE Fairfield Circuit Coordination Study	-	400,000	On-Time	Not Started		
106	EN19001.00	RP-5 Expansion to 30 mgd	161,368,190	204,603,000	Behind Schedule Days Late 1,084	Construction	Contractor Owned Delay	SCADA programming delays impacting critical path
107	EN19001.02	RP-5 New Radio Tower Design-Build	1,092,787	1,700,000	Pending Resolution Days Late 107	Construction	Contractor Owned Delay & Equipment Delay	Extended lead times (shelter, tower, concrete) impacting critical path
108	EN19001.04	RP-5 Battery Storage Communication	1,962	35,000	On-Time	Construction		
109	EN19006.00	RP-5 Biosolids Facility	216,553,984	242,320,000	Behind Schedule Float -1,077	Construction	Contractor Owned Delay	SCADA, polymer, and boiler programming delays impacting critical path
110	EN24042.01	RP5 Original Construction Artifacts & Fossils	87,385	100,000	On-Time	Construction		
111	EN26053.01	RP-5 Headworks Foul Air Ducting Repairs	82,532	100,000	On-Time	Project Acceptance		
112	EN25025.00	REEP Return to Service Capital	6,545	6,701,000	N/A	On-Hold		
113	EN26012.00	RP-5 Emergency Overflow Pond Lining	-	5,000,000	N/A	Not Started		
114	EN26013.00	RP-5 Low Pressure DG holder	-	2,000,000	N/A	Not Started		
115	EN19001.99	RP-5 Expansion to 30 mgd - O&M	364,247	-	N/A	N/A		
116	EN19006.98	RP-5 Solids Handling Facility - O&M	137,091	-	N/A	N/A		
		Sub Total	*379,969,771*	*464,959,000*				

Recycled Water

No.	Project ID	Project Title	Total Expenditures thru 4/28 ($)	Total Project Budget ($)	Project Schedule Performance	Status	Late Category	Schedule Recovery Plan
117	EN15002.00	1158 Reservoir Site Cleanup	554,092	1,013,642	On-Time	Permits		
118	EN24007.00	1299 RW Pump Station Rehabilitation	740,133	8,800,000	Pending Resolution Days Late 182	Design	Regulatory Requirements	Project is the first project for which Operational Technology department is officially signing off bid documents before advertising. Project is delayed allowing time for consultant to address Operational Technology's comments.
119	EN26044.02	1630 East Pump Station Valve Repair	27,198	95,000	On-Time	Project Acceptance		
120	EN22028.00	Philly RW Gravity Line Abandonment	37,831	500,000	N/A	On-Hold		
121	EN23037.01	Etiwanda Interceptor Grade-Break RW Relocation	26,955	-	N/A	On-Hold		
122	EN23119.00	RW SCADA Migration	1,214,805	6,030,000	N/A	On-Hold		
		Sub Total	*2,601,014*	*16,438,642*				
		Overall Totals	*574,746,991*	*1,200,355,739*				

General Manager's Report
Acronym List

CBP	Chino Basin Program
CIPO	Continuous Improvement Program Office
CIPP	Cured-in-Place Pipe
CM	Construction Management
CURG	Curing Room
DG	Digester Gas
DWR	Department of Water Resources
Eng	Engineering
EPA	Environmental Protection Agency
EV	Electric Vehicle
FY	Fiscal Year
GWR	Groundwater Recharge
HDPE	High-Density Polyethylene
HVAC	Heating, Ventilation, and Air Conditioning
IW	Imported Water
JCSD	Jurupa Community Services District
kV	Kilovolt
L	Liters
mg	Milligrams
MGD	Million Gallons per Day
MLR	Mixed Liquor Return
mo	Month
MWD	Metropolitan Water District of Southern California
NOC	Notice of Completion
NPDES	National Pollutant Discharge Elimination System
NSCT	North System Center Trunk
O&M	Operations & Maintenance
OIT	Operator Interface Terminal
PID	Project Identification
PM	Project Manager
PLC	Programmable Logic Controller
PS	Pump Station
RAS	Return Activated Sludge
REEP	Renewable Energy Efficiency Project

General Manager's Report
Acronym List

RMPU	Recharge Master Plan Update
RW	Recycled Water
SAWCo	San Antonio Water Company
SCADA	Supervisory Control and Data Acquisition
SRF	State Revolving Fund
SWRCB	State Water Resources Control Board
TDS	Total Dissolved Solids
TIN	Total Inorganic Nitrogen
US	United States of America
WIFIA	Water Infrastructure Finance and Innovation Act
WRCRWA	Western Riverside County Regional Wastewater Authority
VFD	Variable Frequency Drive