Village of Lemont

VILLAGE BOARD COMMITTEE OF THE WHOLE MEETING
March 21, 2022 – 6:30 PM
Village Hall - Village Board Room
418 Main Street, Lemont, IL 60439
AGENDA

I. Call to Order

II. Roll Call

III. Discussion Items

- III.A A Discussion of Case 2021-11 Gleneagles
- III.B Proposed Fiscal Year 2022-23 Annual Operating Budget
- III.C Proposed Fiscal Year 2022-213 Fee Ordinance
- III.D Amendment to Title 13 Chapter 16- Water conservation
- III.E Professional Service Engagements for Building Permit Process, Building Permit Fee Structure and Building Code Update Consulting

IV. Unfinished Business

V. New Business

VI. Audience Participation

VII. Executive Session Discussion Under Chapter 5 ILCS 120

VIII. Adjourn

TO: Village Board Committee of the Whole Meeting
FROM: Jamie Tate, Community Development
THROUGH: Jason Berry, CEcD, AICP, Economic & Community Development Director
SUBJECT: A Discussion of Case 2021-11 Gleneagles
DATE: March 21, 2022

SUMMARY/BACKGROUND
Pulte Home Company, LLC, contract purchaser of the subject property, is requesting annexation with an Annexation Agreement, rezoning to R-5A, Single-Family Detached and Attached Residential District, approval of a Preliminary Planned Unit Development (PUD) and Plat, and a special use for duplexes in the R-5A district in order to allow for a 409-unit mixed detached single-family and attached single-family (duplex) subdivision.

Within the 409-unit subdivision, 130 residential units are duplex homes, 118 are Estates lots with 80-foot widths allowing up to 3-car garages and 161 are smaller Meadows lots with 60-foot lot widths. A public park will be constructed central in the subdivision with an extensive pathway system connecting throughout the development. There are mid-block pocket sidewalks leading to benches and passive recreation overlooks throughout the 194-acre redevelopment site. There are two entrances both off McCarthy Road with street improvements including dedicated turn lanes at each of the entrances. Mature tree groves along the property line are shown to be preserved and groups of trees throughout the site in open space areas.

ANALYSIS
Comprehensive Plan
The Lemont 2030 Comprehensive Plan's future land use map designates the subject property as Contemporary Neighborhood (CTP) and Conventional Neighborhood (CVN). The proposed subdivision falls within the anticipated density while also providing a walkable design and common open spaces. The redevelopment of the Gleneagles golf course into a residential subdivision is consistent with the future land use goals of the plan and other goals and objectives found throughout the Lemont 2030 Comprehensive Plan, such as:

- Develop inviting gateways into Lemont.
- Increase local shopping.
- Enhance recreation experiences.
- Maintain adequate park levels and park access.
- Increase connectivity of open space and recreational areas.
- Continued population growth is desirable and important for Lemont's economic prosperity.
- Encourage residential PUDs that contain a range of housing products.
- Encourage more single-family attached housing.
- Allow detached single-family developments on smaller lots.

General Analysis

The applicant is seeking annexation to the Village of Lemont with rezoning to R-5A to allow for redevelopment of the Gleneagles Golf Course & Country Club into a 409-unit residential subdivision. The rezoning to residential is compatible with the existing use and zoning of nearby property, as it's surrounded by either vacant land or existing residences. The public will gain access to a new 5-acre park maintained, constructed and designed by the Lemont Park District, as well as a sidewalk along McCarthy Road to connect in the future to other pathways throughout the Village and area.

According to the UDO, flexibility is built into PUDs in order to encourage a development that is more environmentally sensitive, economically viable and aesthetically pleasing than might otherwise be possible under strict adherence to the underlying district's zoning standards. The following zoning standards are deviations requested within the Gleneagles subdivision:

- Table 17-06-02: Allow window wells to encroach up to 3-feet into the required side yard setbacks and up to 6" into the side public utility easements.
- 17.01.010 and Table 17-07-01: Allow lot widths of 60-feet and reduced lot sizes to 7,800 square-feet for the 161 Meadows lots. R-5A requires 75-foot lot widths and 10,000 square-foot lots. There are deviations for the duplex lots that include reduced lot width, lot sizes and over maximum lot coverage but this is only due to the way they are being divided. The duplex buildings as a whole will meet the lot standards, bulk and dimensions. It's a technicality.
- 17.07.050: To allow for the width of a 3 vehicle garage to be 62.5% of the total building width rather than the maximum of 58%.
- 17.11.100: To allow for a temporary sign package for the duration of home sales and construction. The amount and size of the proposed temporary signs is more than allowed by the UDO. There will be no offsite signage.
- 17.11.130: To allow for one double sided monument sign at the easternmost entrance. Monuments signs are restricted to one-side in the UDO.
- 17.18.080: To allow for a 5-acre park donation rather than a 12.81-acre donation and pay the remaining donation to the Park District in lieu of the acreage. Pulte has been working with the Park District and an agreement is forthcoming.
- 17.20.130: Tree Preservation. Pulte should continue to work with the Village Arborist to preserve any appropriate trees during final engineering and site development. Site construction efforts should seek to minimize the removal of existing mature trees.
- 17.22.020: Pulte is requesting to utilize their own anti-monotony standards rather than the Village's dissimilarity standards. Since the public hearing, Staff has been reviewing Pulte's proposed series and elevations using the Village standards to create a matrix to be used during the home purchasing process to streamline with Pulte staff and Village review.
- 17.22.040: To allow the garage to protrude more than 10-feet from the plane of elevation of the residence that is closest to the street, otherwise called a 'snout garage' regulation. The Woodside's garage measures at 11-feet standard and with an extension is at 15-feet. The Newberry models measure at 12-feet past the plane of elevation with the garage extension. The Plan Commission did not recommend allowing this deviation. Following discussion with the applicant, it could be considered to allow the Woodside series with the 11-foot protrusion with a front porch that projects in order to break up the 'snout'. The result of reduced lot width sizes do not allow for an option to extend the garage toward the side lot lines therefore only allowing an extension to protrude towards the street.
- 17.25.030: Deviation to allow ComEd electric utility in the front yard rather than the side

or rear yards.
- 17.26 and Table 17-26-01: To allow for a cul-de-sac to be in excess of 300-feet and allowing a street centerline radius of 150-feet rather than 200-feet.

There are two full access points in and out from the proposed subdivision along McCarthy Road. Both entrances into the community will feature a dedicated right-turn lane and a designated left turn lane, as recommended by the traffic study submitted and completed by KLOA dated October 21, 2021. The westernmost access is secondary leading into the Landings duplex area and the easternmost access point is primary with a landscaped boulevard feature leading into the Estates and Meadows detached single-family home area. At the southern end of Road F, there is space for a future ROW dedication to the undeveloped land adjacent to the subject property.

The Village's traffic consultant, TranSystems, reviewed the Gleneagles traffic study from KLOA, and associated documents and stated they were in agreement with KLOA's methodology and recommendations. IDOT has responded to the proposed engineering plans and traffic study and they are in agreement with the recommended improvements to McCarthy Road.

Pulte has submitted an updated product book with elevations dated March 3, 2022. This is an updated book since the public hearing was held at the Planning and Zoning Commission. Within the product book it states all home sites in the Meadows, Estates and Landings shall feature:
- Four sided LP Smartsiding with frieze boards, corner boards and window trim.
- Side and rear elevations to have a minimum of three windows.
- Architectural shingles.
- 12" roof overhang (rake) on all four sides.

The 161 smallest Meadows lots at 60-foot wide and 7,800 square-foot, are shown with 4 product styles, each with 4 different elevations. The elevations of each of the styles differ in exterior building materials, including masonry accents, stone accents, architecture elements such as dormer details, decorative vents and garage doors. Every home is 40-feet wide in order to maintain the 10-foot side yard setback. The garage is always located on the left side of the home when looking from the street, with the front door entrance centered and windows on the right.

The 118 largest single-family Estate lots have five styles of homes with 4 elevations each. Similar to the Meadows elevations, they differ in exterior building materials, roof peaks, amount of windows, architectural elements and garage doors. The Estates series offers a 3-car garage option whereas the Meadows is a maximum of 2-car.

Within the proposal is a Key Lot Exhibit. Key lots are highly visible residential lots generally located on corners or on lots that have reasonable distance between adjacent homes. Pulte is proposing 34 key lots for detached single-family homes only, which is 12% of their home detached single-family home offerings. There still may be opportunities to identify more key lots throughout the development. Per Pulte, key lots are to have:

- Full depth masonry wainscot on key side, except that no masonry is required for rear structural upgrades (sunroom, etc.) when setback from key side building plane and enhanced landscaping.

There are no key lots shown in the Landings (duplexes) as the applicant states 'all ranch duplex buildings will consist of upgraded architecture and enhanced landscaping'.

Also included in the Key Lot Exhibit are "Through Lots", which are lots having a highly visible rear elevation. There are 10 'Through Lots' indicated for the proposed subdivision, an increase from 7 that were proposed with the first submittal. Per the Key Lot Exhibit, the 10 'Through Lots' are to have:

1. Additional anti-monotony for rear structural options to ensure a variety of rear elevation changes.
2. Enhanced landscaping buffer in rear HOA lot.

Within Pulte's dissimilarity standard proposal, they state "no through lot house shall have the same rear elevation structural configuration as the existing house (through lot or not) on either side of the subject house". Different structural configurations include: base plan, sunroom, gathering room extension, sunroom + gathering room extension, 2nd floor owner's retreat/extension or bay at café. As discussed in the zoning departures, Pulte is requesting to use their own anti-monotony standards versus the Village's Dissimilarity standards in the UDO.

Planning & Zoning Commission Meeting

A public hearing to discuss the proposal was held at the regularly scheduled Planning & Zoning Commission meeting on March 2, 2022. Following the presentation by staff, the Commission asked questions about the garage protrusion request and if the Village had ever used a builder's anti-monotony. Staff responded that one series has a standard 11-foot garage protrusion and can go up to 15-feet if they choose an extension option. Kettering's dissimilarity standards were built into their PUD separate from the Village's UDO. The majority of the discussion with the Commission and Staff surrounded around anti-monotony.

A Commissioner asked if the way Pulte is proposing the anti-monotony standards, could 4 series models (i.e. Newberry) be built next to one another. Pulte is wanting the Village to consider each elevation in each series to be 'different' from one another, so yes, there could technically be an entire block in the Meadows of Newberry's. If the Village were to use Pulte's standards, it must be verified that their standards would not create an inferior product or situation than the established dissimilarity standards in the UDO. Staff is open to working on an agreeable set of standards with Pulte in order to streamline the permit and home selection process for both review and the Pulte salespeople. A Commissioner stated that this would help everyone but we need to make sure we do not deviate from our own comparison procedures and definitions of anti-monotony in the UDO.

A Commissioner asked if the Glens in R-4, adjacent to the proposed Gleneagles redevelopment, had deviations regarding lot size. The R-5A zoning district has reduced lot size compared to R-4 zoning district. Staff was able to look up the Glens and their lot sizes meet the R-4 district in terms of width and lot size. It was questioned if staff has requested basements for all of the duplexes. It was also clarified that anytime there is a brick requirement for new homes, it was a request made in the PUD by the Village and not a requirement of the UDO.

Next there was questioning and discussion surrounding the traffic study and the speed limit in this area of McCarthy Road. A Commissioner asked if the traffic study had any suggestions

about the speed limit. Following this discussion, the applicant's attorney, Vince Rosanova, gave a presentation addressing many of the PZC's questions and comments. He stated that after talking with staff, all of the duplexes will have basements. He went over density and the surrounding subdivisions. He clarified the garage extension deviation and provided an example of the Woodside home. He stated in regards to anti-monotony, Pulte understands and is trying to accomplish the same. They would like to streamline the process in order to cut down on staff's time but also give their sales team and buyers reasonable expectations. He stated there are 47 color packages that must differ for anti-monotony. In other Pulte communities, the municipality has reduced the amount of color choices in order to remove similar colors. The Village can have input on this also. Mr. Rosanova then went on to give an overview of Pulte and the proposed Gleneagles subdivision.

Following his presentation, there was more discussion surrounding anti-monotony. Matt Brolley of Pulte Homes, stated that Pulte uses their own anti-monotony standards in all of their communities so the sales staff is on the same page as the community. Their goal is to sell a home that will be approved. A Commissioner asked if they could have one single style but just different elevations in the entire community. Mr. Brolley stated you could end up with all Newberry's but just different front elevations. In practice, it doesn't happen because certain buyers want certain homes. The same Commissioner followed up by asking if there were any guidelines where there has to be a certain percentage of each style in each of the areas. (For example, the Meadows lots can have no more than 30% Newberry series). Mr. Brolley said that has been done on other projects. The hard part is as the project progresses and you run out of certain elevations, or you need to make those sales at the end, it becomes harder to chart as you go through the project.

A Commissioner asked if there was a speed study done. He understands that they are putting in turn lanes, but his concern is for people pulling out of the subdivision onto McCarthy Road. Javier Millan of KLOA said they conducted a full traffic study. The State of Illinois has guidelines you have to follow. East of St. James the speed limit is 40 mph and then goes up to 50 mph. The turning lanes are a result of the speed and volume of traffic. The turning lanes are designed to accommodate the speed, acceleration and stopping distance they need. The Commissioner stated if you were trying to turn westbound from the subdivision, then you would have to cross over two turning lanes with cars coming at 50 mph. Mr. Millan said that when you introduce turning lanes, it forces a person to make a two-part turn. The State looks at this very closely and prefers to have the turning lanes there. It improves the ability to get someone out of the subdivision. There were no more questions from the Commission and the public was invited to comment.

Seven members from the public and neighbors came up to speak to the Planning & Zoning Commission in regards to the proposal. In summary their comments, questions, concerns and feedback were:

- Maintaining trees and mature buffer along the perimeter of the property in the Glens
- Proper maintenance of the open space
- Density - When looking at the Meadows area, it does not meet the square acreage requirement
- The rear of the homes being entirely siding. Hoping for masonry first floor.
- Flooding and water
- Speed limit on McCarthy Road
- Safety. Kids may come to park from Kensington Estates and cross McCarthy

- Largest subdivision in Lemont. What happens if there is an economic downturn?
- Continue to feed wetlands from this property as it does now; and
- Traffic - The intersection of McCarthy and Bell is already busy and can get backed up. Adding 1,000 cars to this area is not going to make it better.
- Construction traffic
- Cookie cutter feel
- Maintenance of 300-foot "U" Strip
- Effect on existing home owner's taxes
- Concerned about extending sidewalk along McCarthy Road
- Opposed to duplexes
- Concerned about reduced lot sizes adjacent to 12,500 sf lots
- Anti-monotony and colors used for homes
- Depths of the home lots

Following the public comment, Mr. Rosanova stated he gathered all the comments and concerns and will address the PZC and crowd. Pulte's landscape architect spoke regarding the trees and preservation plan. His goal was to save as many trees around the perimeter to provide a buffer. The next step was to look inside for any cluster of trees to create some mature character on the site. There are over 35-feet of fall on the site so there is going to be a significant amount of grading so they will be going back and forth with the engineers to try and save as many trees as possible. They are currently preserving 900 trees on site with is about 40% of the trees. Pulte agreed to eliminate [relocate] units to be able to save an oak woodland. Pulte throughout all thier projects is very conscience about tree preservation for the community and the Village at large. They will continue along this process to preserve trees.

Pulte's civil engineer gave an overview of the engineering and stormwater management process. She concluded that overall the drainage on the site will be improved tremendously because of the additional stormwater ponds and the slower release rate.

Mr. Brolley went over Pulte's financial background and process to post a bond or letter of credit to ensure that they are going to complete all improvements in the situation of an economic downturn. He also explained the phasing of the development starting with the top half of subdivision first and then moving south from there which helps with cash flow.

Mr. Millan of KLOA responded to the traffic and speed concerns. He stated in order to get the speed limit reduced, the Village would have to make a petition to the state. Typically speed reductions are not more than 5 mph increments and it is also based on the number of intersections. The intersection at Archer and Bell Road was not part of their study. The study did look at the intersections on McCarthy from Bell to Archer and all intersections are at acceptable levels of service.

Mr. Rosanova stated that the 300-foot wide strip on the southern portion of the property is to be retained by the seller. The home prices will range from approximately $450,000 to $600,000. The lot depths are 135 feet in the Estates and 130 feet in the Meadows. All of the homes will have 10-foot side yard setbacks which is 20-feet between all homes. There was a reference to Kettering and some of the setbacks in Kettering are 7.5-feet or 6-feet. Mr. Rosanova then stated that Pulte did extensive outreach with letters and meetings and posting in the Village newsletter. They met with Cog Hill, Ruffled Feathers HOA, Glens of Connemara HOA and had a webinar with everyone they invited along McCarthy Road. They followed the 300-foot public notice requirement by the Village in their code.

Staff clarified about the Glens lots sizes. The homes along Waterford are approximately 12,500 square feet. The subdivision came in as a more standard R-4 and was approved in 2005, which is prior to the current UDO standards which were adopted in 2008. There was then discussion about bike paths along McCarthy Road. The Village does have an Active Transportation Plan that does show McCarthy Road as a potential bike path as well as Bell Road and 131st Street. The Village likes to create connectivity between subdivisions.

Staff then read a letter from a resident of Equestrian Meadows subdivision. He wrote concerning his desire for a park or playground to be considered as a part of the Villas development when it recently went to public hearing. His subdivision has many young families and there is no park or playground near there. The nearest park requires a car ride, given there is no immediate park in the area and there are no sidewalks or bike paths that allow for safe transportation or connectivity to other parks in the Village. In summary, he is requesting the PZC and Board to consider providing a safe means of access to this new park in Gleneagles. He would recommend extending the bike path further east to Bell Road and also providing a pathway on the north side of McCarthy in addition to the south side. Lastly, he talks about reducing the speed limit on McCarthy Road and the addition of 400 more cars to the area.

A Commissioner asked for clarification on how much more water can be held on the property itself before it gets drained to the wetland area. Pulte's engineer replied that they are meeting the Village's stormwater ordinance and MWRD's ordinance. There are eight proposed ponds and each pond provides the required amount of storage. Currently there is only one large pond and a few smaller ponds that exist on the property today.

A member of the public asked the purpose of the seller keeping the "C" shaped piece of land. He wants to understand what happened but he stated that he is happy the subject property is located in Lemont. Village Attorney, Mike Stillman, stated Gleneagles, the Ludwig property, the properties north of McCarthy Road that are owned by Cog Hill, and Cog Hill all annexed into Palos Park about 3-4 years ago. The Gleneagles property filed a petition to disconnect and leave Palos Park. It was settled and is now unincorporated. Since the other properties are staying in Palos Park, there had to be that "C" buffer zone.

There was a question about water sources and Mr. Rosanova said they are connecting to the Village of Lemont's water through the Glens of Connemara. They are also connecting to Ruffled Feathers to boost the system and they are connecting to Village sanitary sewer system. There were no more comments and the public hearing was closed.

The PZC continued discussion. The Chairman stated the duplexes are going to have brick and basements. He is concerned how the anti-monotony code will be administered. If there is a mistake and a house is built then it is too late. He feels there should be some sort of process or program where this can be done. There was much discussion about anti-monotony. There is concern about the same style being built but just with a different elevation. The issue is there are so many home sites and going through the Village's current procedure as written in the UDO would require a lot of time and effort. He thinks Pulte should use our UDO as the baseline and layover their anti-monotony matrix. They should invest the time now rather than doing it home site by home site. They know the Village's baseline and know what they are looking for in general so they could come in and present various options and work with the administration to set the criteria for it now. They need to use the UDO as the baseline rather

than saying any elevation or floor plan is considered different. The Chairman stated this could be worked on and completed before it goes to the Village.

Mr. Rosanova said all the conditions are acceptable they heard regarding anti-monotony. They are willing to work with staff. He asked if they could have some leeway with the snout nose protrusion. He feels it looks nice on a two-story home. The other one would be the temporary sign package. The UDO does not anticipate a development of this nature or size. It will help them to sell out quicker and minimize the construction time if the signs do not have a sunset clause and can remain through all of construction. They don't want to send the wrong message.

The Chairman stated he feels better about the snout nose issue based on what the petitioner presented, but he thinks it should be left up to the Village Board. Another Commissioner stated he was ok with the signs and stated the wording on snout nose garages is very broad based. Lastly, a Commissioner stated he is having a hard time going against staff's recommendation about snout nose garages. On the signage, there can be some type of duration put on it. It could be once at 90% sold out, after so many more homes are sold then the sign needs to come down. Staff stated that the recommendation allows for Pulte to come back to the Economic & Community Development Director for any changes. There was no further discussion.

A motion was made and seconded and approved (5-0) to recommend approval of Case 2021-11 Gleneagles Preliminary Planned Unit Development (PUD) and Plat, rezoning to R-5A following annexation into the Village of Lemont, and a special use for duplexes in the R-5A District with staff's recommended 13 conditions and the addition of 2 more:

1. Add another pedestrian connection/pocket sidewalk from Road D to the 8-foot path behind the duplexes. This will break up the block and provide excellent pedestrian connectivity between the Estates and the Landings.
2. Work with Village Arborist further and during the final engineering design to verify the appropriate trees are being preserved and if there are other locations that more mature, quality trees can be preserved.
3. Architectural metal roofing can be used as an accent material but cannot account for more than 15% of the total roof.
4. Address the outstanding issues as noted by the Consulting Planner, Village Arborist, Village Engineer, Village Ecologist, Village Plumber and Fire Marshal in their attached comment letters. It is noted the 2nd submittal is currently under review and many comments may be addressed and different comments may be forthcoming.
5. Provide finalized agreement between Lemont Park District and Pulte Home Company, LLC once completed.
6. Provide documentation or examples of a sample block for the most monotonous scenario when utilizing Pulte’s anti-monotony standards in each of the Meadows, Estates and Landings.
7. Explore adding more series options for home choices to simplify the anti-monotony review for staff and Pulte’s salespeople. This includes duplexes. More than 4 varieties of duplexes may be necessary in order to ensure they meet the Village’s dissimilarity standards if using Pulte’s in replacement. There are 65 duplex buildings.
8. Eliminate the 10-foot garage protrusion (snout garage) option.
9. Set an expiration time on the temporary signs. For example, they should be reduced after 90% build out and/or they must submit any changes to the sign package to the Economic & Community Development Director for approval.

10. Add more through-lots throughout the development in order to ensure the rear elevations are not monotonous.
11. Show a four-sided first-story brick option for a home in the Meadows and a home in the Estates in the Product Book. While not a requirement, the option should be shown and provided in order for home buyer to be aware it's an option.
12. Provide enhanced landscaping in the rear lots of duplex buildings that are adjacent to a single-family home's side yard, such as Lots 284 and 290. This should be in done in all instances.
13. Add to the anti-monotony standards a house across the street that cannot be the same model/elevation.
14. Further consideration about petitioning the State (IDOT) to reduce the speed limit on McCarthy Road.
15. The anti-monotony requirements must follow the Village's UDO requirements as a baseline in conjunction with Pulte Homes anti-monotony policy.

The full [draft] March PZC Meeting minutes are provided in the attachments. The meeting was recorded and is available on the Village's website.

Since the public hearing, staff and Pulte have been working through the anti-monotony standards to create a matrix of specific elevations that side by side would not be dissimilar. Pulte has used a similar kind of matrix in other communities. Each series elevation is compared to everyone of the proposed elevations using the Village's UDO dissimilarity criteria. Pulte has proposed assigning certain models to each of the lots for the duplex homes in order to predict dissimilarity. This is currently under review with staff to determine if this approach is acceptable in meeting the Village dissimilarity standard for duplex homes.

Consistency with Village Policy
Lemont 2030 Comprehensive Plan

STAFF RECOMMENDATION
Staff is recommending discussion of the item. Staff is recommending approval of Case 2021-11 with the conditions included in the Planning & Zoning Commission recommendation.

BOARD ACTION REQUESTED
This item is being presented for discussion.

ATTACHMENTS
PZC Staff Report with Analysis and Attachments
Draft Minutes from March PZC Meeting
Illustrative Overall Gleneagles Site Plan
Updated Elevations dated 3-3-2022
Proposed Color Package for Homes

418 Main Street | Lemont, IL 60439

TO: Planning and Zoning Commission
FROM: Jamie Tate, Community Development
THROUGH:
SUBJECT: Case 2021-11 Gleneagles
DATE: March 2, 2022

SUMMARY/BACKGROUND

ANALYSIS

Consistency with Village Policy

STAFF RECOMMENDATION

BOARD ACTION REQUESTED

ATTACHMENTS

Staff Memo Gleneagles Case 2021-11
Attachment 1 & 2 - Staff Analysis Gleneagles Redevelopment & Photos
Attachment 3 - Applications & Legal Description
Attachment 4 - Petition for Zoning Entitlements
Attachment 5 - Preliminary PUD and Plat Plan
Attachment 6 - Illustrative Overall Plan
Attachment 7 - Phasing Exhibit
Attachment 8 - Key Lot Exhibit
Attachment 9 - Proposed Elevations
Attachment 10 - Pulte Proposed Anti-Monotony Standards
Attachment 11 - Marketing Temporary Signage Plan
Attachment 12 - Monument Sign Elevations
Attachment 13 - Tree Survey & Preliminary Tree Preservation Details
Attachment 14 - Duplex Parking Exhibit
Attachment 15 - Open Space Exhibit
Attachment 16 - Preliminary Landscape Plans
Attachment 17 - Preliminary Engineering Plans
Attachment 18 - Impervious Surface Exhibits for Lots
Attachment 19 - Preliminary Stormwater Report
Attachment 20 - Alta Survey
Attachment 21 - Traffic Study
Attachment 22 - Typical Lot Landscaping Vs Enhanced
Attachment 23 - TRC Comment Letter
Attachment 24 - Staff and Consultant Comments Initial Review

Attachment 25 - Applicant Response to Staff / Consultant Review Comments
Attachment 26 - Applicant's Fiscal Impact Study

Village of Lemont
Planning and Zoning Commission
Regular Meeting of March 2, 2022

A regular meeting of the Plan Commission for the Village of Lemont was held at 6:30 p.m. on Wednesday, March 2, 2022, in the second floor Board Room of the Village Hall, 418 Main Street, Lemont, Illinois.

I. CALL TO ORDER

A. Pledge of Allegiance

Chairman Studebaker called the meeting to order at 6:30 p.m. He then led the Pledge of Allegiance.

B. Verify Quorum

Upon roll call the following were:
Present: Cunningham, O'Connor, Pawlak, Zolecki, Studebaker
Absent: Carmody and McGleam

Economic and Community Development Director Jason Berry, Consulting Planner Jamie Tate, Mike Stillman Village Attorney, and Village Trustee Ron Stapleton were also present.

C. Approval of Minutes – February 2, 2022

Commissioner Cunningham made a motion, seconded by Commissioner O'Connor to approve the minutes from February 2, 2022, regular meeting with no changes. A voice vote was taken:
Ayes: Cunningham, O'Connor, Pawlak, Zolecki, Studebaker
Nays: None
Motion passed

II. CHAIRMAN'S COMMENTS

Chairman Studebaker welcomed the audience to the meeting. He explained how the meeting will proceed. He asked anyone who is planning on speaking this evening to please stand and raise his/her right hand. He then administered the oath.

III. PUBLIC HEARING

A. CASE 2021-11 GLENEAGLES
Chairman Studebaker called for a motion to open the public hearing at 6:35 p.m.

Commissioner Zolecki made a motion, seconded by Commissioner Pawlak to open the public hearing for Case 2021-11. A roll call vote was taken:
Ayes: Zolecki, Pawlak, O'Connor, Cunningham, Studebaker
Nays: None
Motion passed

Staff Presentation

Jamie Tate, Consulting Planner, said the applicant is Pulte Home Company, LLC that is requesting approval of a Preliminary Planned Unit Development (PUD) and Plat, rezoning to R-5A, following annexation into the Village of Lemont, and a special use for duplexes in the R-5A district. This would be to allow for a 409-unit mixed detached single-family and attached single-family (duplex) subdivision. There are several deviations from the Unified Development Ordinance (UDO) that we will go through later in the presentation.

With the 409-unit subdivision, 103 of the residential units are duplexes and that is in the western north portion of the subdivision. They will also have 118 lots called the Estates in the center of the development. They will have 80-foot lot widths and will allow for up to a three-car garage. Last, there are 161 lots called the Meadows that are proposed with 60-foot lot widths which only allow for up to two-car garages. With the subdivision, they are making upgrades to McCarthy Road that are going to include dedicated turn lanes both east and west. A 5-acre public park will be located in the center of the subdivision. They will also be providing 25% open space which will consist of trails, pathways, and benches.

Mrs. Tate stated the surrounding land use is a mix. There is open space, residential with some being in the Village of Lemont, Village of Palos Park, and Unincorporated Cook County, and commercial to the south. The Gleneagles Country Club has existed as a golf course since 1924 and currently has a clubhouse, parking lot, some accessory buildings for maintenance, and a residential home. The property was disconnected from Palos Park and is currently in unincorporated Cook County. A 300-foot wide parcel of land adjacent to portions of the north, east, and south property lines will be retained by the seller and will not be annexed to the Village, remaining within the corporate boundary of Palos Park. There is also a home on 1.1 acres that is located in the northwest quadrant that will be retained by the seller.

Within the Comprehensive Plan is the future land use map that designates this property as Contemporary Neighborhood and Conventional Neighborhood. If the property was ever to be redeveloped the Village did anticipate it to be residential. Things you find in the Contemporary Neighborhood would be common open space, a mix of home types, neighborhoods with walkable design, and an average gross density of 5 dwelling units per acre. This proposal is approximately 2 dwelling units per acre. In the Conventional Neighborhood, they ask for a cohesive streetscape, a walkable site design, a mix of home types with most being single-family detached, and a gross density of 2 to 4 dwelling units per acre. This proposal is in-line with the future land use map. The proposal also features generous open space, with a walkable design, different housing types relating to one another, architectural style, massing, and bringing the proposed subdivision into further agreement with the future land use.

Mrs. Tate said some other key Comprehensive goals that will be met or addressed within this proposal is an inviting gateway into the Village of Lemont. It will also increase local shopping and dining, and enhance recreational experiences. Continued population growth is desirable and important for Lemont's economic prosperity. Another goal is to encourage residential Planned Unit Developments that contain a range of housing products. The Comprehensive Plan calls for 360-degree design also referred to as four-sided architecture, which is a way of designing homes with materials and design that are consistent on all elevations of the home. The Plan also talks about our anti-monotony and about streamlining this process. Overall, the proposed Gleneagles subdivision does meet many goals and objectives of the Comprehensive Plan.

Once the property is annexed into the Village it goes straight to an R-1 Zoning. It will then need to be rezoned from an R-1 to an R-5A and that is for the entire site. The intention for this district is to provide medium to high density areas for single-family detached and single-family attached. The R-5A is our recently most adopted zoning district that was created in the last several years. The rezoning of the property is compatible with the surrounding area. It is typical for golf courses to redevelop into subdivisions. Pulte Home has redeveloped other golf courses into subdivisions.

Mrs. Tate stated within PUD's you are able to make departures from the zoning standards. The first departure from zoning standards they are requesting is to allow window wells to encroach up to 3 feet into required side yard setbacks and up to 6 inches into the side yard utility easement. The Village Engineer was comfortable with this because the side yard setbacks are at 10 feet and there will be 20 feet between each of the houses. The second departure has to do with minimum lot size in R-5A, minimum lot width, and maximum lot coverage. In the R-5A the minimum lot size is 10,000 square feet, the minimum lot width is 75 feet, and the maximum lot coverage is 75%. They are

meeting these requirements for the duplex lots. The Meadows lot width is 60 feet and the proposed minimum lot size is approximately 7,800 square feet. The applicant states the deviation for lot sizes will provide for variety and is consistent with the Comprehensive Plan's objectives. The Meadows does make-up about 40% of this subdivision. One concern about the lot widths is the repetitive nature of the houses on long block faces. Something they could explore would be staggered front yard setbacks to break up the long block faces in this area.

Another departure is to allow for a third vehicle garage width proposed at 62.5% of the home. In the R-5A district, there is a maximum of 58%. The option for a three-car garage is only found in the Estate lots which are 118 of the lots within the subdivision. The applicant is also asking for a temporary sign package. There is nothing in the code for such a large subdivision like this. The temporary signs are larger than the UDO allows and the applicant is requesting to have more than one sign along McCarthy Road. They are also looking to have their monument sign double-sided at each of the two McCarthy Road entrances. This will enhance visibility to this community and will be placed in an outlot easement.

Mrs. Tate said the applicant is proposing to dedicate 5-acres of land to the Park District and pay the remaining sums owed in cash-in-lieu of land for the Park District to have funds to improve the park site. The applicant has been working with the Park District regarding this agreement. Another departure is tree preservation where the applicant is proposing to remove trees on the site that do not meet the Village's removal criteria. They are preserving trees primarily along the property line. Since the first review of their preliminary plan, they have worked with the Village Arborist and it was indicated that they will be saving an additional 84 trees with 43 being oak. The Village Arborist was requesting for more to be saved. The applicant has saved some trees in pockets around the site. Staff is referring to the Village Arborist to continue working with the applicant.

The applicant is proposing to use their anti-monotony standards rather than the standards of the UDO. Pulte Home has developed its standards and had used them in other communities. It is their intent that each of the submitted elevations be considered dissimilar from one another. The applicant states using their own standards helps streamline the review and approval for each building permit. It was suggested in a comment letter that they work with staff to get a checklist together that would be submitted at the time of permit. The proximity standards are the same. The comparison procedure for the Village happens at the time of permit. It is time-consuming and cumbersome on staff, so the idea of creating something specific could be explored. She then explained the Village's and Pulte Home's anti-monotony standards.

Mrs. Tate stated another departure is to allow the option of a garage to protrude more than 10-feet from the plane of the house. There is an option where the standard is 11-feet and the option would be to extend the garage 15-feet. The code does not take into account porches or windows that protrude off of the front elevation so the standard is to not go past 10-feet. The applicant is requesting to have ComEd utilities to be in the front yard rather than the side or rear. The Village Engineer is in agreement with this. Another departure is to have a cul-de-sac length above 300-feet and also to allow a centerline radius of 150-feet in lieu of 200-feet. The centerline radius has to do with the curvature of the road. The Village Engineer did not have any issue with this as well.

Staff did look at the PUD objectives as well. Some objectives that would apply to this would be to provide a more desirable living environment by preserving and integrating the natural environment and landscape features, preserving natural features on-site, and using open space areas. The applicant is preserving the lake in the northwest corner of the site. They are enhancing with lots of amenities for open space. Another would be to encourage the introduction of related and complementary land uses. Lastly, allowing a clustering of residential uses on smaller lots to conserve or create open space. The applicant is clustering the homes and making smaller lots, which are allowing them to have more open space.

Mrs. Tate said the subdivision design will have a mix of curved streets, cul-de-sacs, and winding streets. It will have 130 duplex units, 118 Estate lots in the center, and 161 Meadow lots are in the easternmost section. During the design phase, staff had talked with Pulte about mixing the Estate homes with the Meadow homes. It would help reduce the monotonous and repetitive feel while creating a more diverse community. Nearly every home backs up to open space which gives a less compact feeling. However, it causes longer block faces and the sense of homes tightly packed when viewing from the street.

The applicant turned in a traffic study that was reviewed by IDOT and the Village traffic consultant. They agreed with the recommendations made by KLOA. There will be dedicated turn lanes in either direction. The study showed that traffic that will be generated by the subdivision can be accommodated by the existing roadway system.

Mrs. Tate stated the applicant did submit a product book. All the homes will have four-sided smart siding, three windows on the rear and side elevations, architectural shingles, and the 12” roof overhang on all four sides. The Meadow lots are shown with four product styles, each with four different elevations. The elevations differ in exterior building materials, including masonry accents, stone accents, architecture elements, decorative vents, and garage doors. The porches and columns fluctuate from elevation to

elevation and the number of roof peaks is the same between the elevations, but they may vary in peak style. She then showed them pictures of the Meadow series.

The Estate lots have five styles of homes with four elevations each. It is similar to the Meadows as far as change in building materials, roof peaks, the number of windows, architectural elements, and garage doors. The difference in the Estate series is they offer a three-car garage compared to the Meadows is only a two-car maximum. The Estates have the most exterior design variety choices. Staff does not feel the Estates should have fewer choices, but it reiterates the need to provide more choices for the 161 Meadow lots that have the most home lots in the subdivision.

Mrs. Tate said they provided a Key Lot and Through Lot Exhibit. Key Lots are highly visible residential lots generally located on corners or on lots that have reasonable distance between adjacent homes. The Through Lots have rear elevations that are more visible from the right-of-way. There are upgrades to the Key Lots that are part of the proposal. Some of the upgrades would be upgraded landscaping on the corner side and full depth masonry wainscoting, 30 inches in height on the key side elevation. On the Through Lots that are more visible, they will have upgraded landscaping and additional anti-monotony options to ensure a variety of elevations. There are no Key Lots in the duplex area because they have upgraded architecture with enhanced landscaping. The ranch duplexes are entirely brick on the first story and only have a small amount of LP siding accents.

Lastly, staff did a review of the Preliminary PUD. The remaining outstanding issues or comments are generally related to architecture, building placement, tree preservation, and anti-monotony. The Village Engineer did not have any preliminary comments at this time. The Village Arborist has been working closely with Pulte's landscape architect and going through tree preservation. He has concerns about the soils and dirt stating 'large projects tend to buy large amounts of trees and little amounts of dirt'. He wants to make sure that they continue working through this process. They do plan on meeting in the spring to walk the site. The Fire District had general comments on separation for the duplexes and changing the plain because of having to turn around in a cul-de-sac. The Park District has the ongoing agreement that they are working on.

Mrs. Tate stated in conclusion, the Gleneagles Subdivision is designed with ample open space, outdoor amenities, and a mix of residential styles and types. It does achieve many goals of the Comprehensive Plan including falling within the expected density of the Future Land Use designation. It will have pathway and sidewalk connections to open space and the new public park. Staff is recommending approval of the Preliminary

PUD/Plat with a Special Use for Duplexes and the Rezoning to R-5A with conditions. She then read through all 13 conditions listed in staff's report.

Chairman Studebaker asked if any of the Commissioners had any questions for staff.

Commissioner Pawlak asked if staff was eliminating the 15-foot garage protrusion.

Mrs. Tate said the applicant can explain a little better which option it is. One of the series has standard an 11-foot protrusion and then they have options that can make it up to 15-feet. Staff is saying they need to meet the standard.

Commissioner O'Connor asked if the Village had ever used a builder's anti-monotony standards before.

Mrs. Tate stated yes for Kettering.

Commissioner O'Connor asked if there could be four of the Newberry model with the same elevations right next to each other and across the street from each other if each is considered unique.

Mrs. Tate said in the proposal it states they wish every single elevation that is considered in this product book to be dissimilar. So how she interprets that is you can have the Newberry with different elevations next to each other but they would have different colors. However, she feels the elevations are the same. It needs to be verified that their standards wouldn't create an inferior product than what our standards would.

Commissioner Zolecki asked if the anti-monotony did get set and was agreeable would this help streamline things.

Mrs. Tate stated if it could be worked out and agreed upon then yes it would.

Jason Berry, Economic and Community Development Director, said the home is often sold before it comes in for a permit. The fact that their sales staff would have an understanding of the standards would be a huge help. Otherwise, it can cause friction between the developer, buyer, and Village.

Commissioner Zolecki stated this would help everyone but we need to make sure we don't deviate from our comparison procedures and our definitions of anti-monotony in the UDO. He hears the concern from staff but wonders what the procedures would be or how it would work.

Mrs. Tate said the way it is written now you can have a series next to each other, which she does not think should be allowed.

Commissioner Zolecki asked if the adjacent R-4 developments had deviations regarding lot size. The R-5A zoning district has a reduced lot size compared to the R-4 zoning district. He wants to know if surrounding developments met their lot requirements for their R-4 Zoning District.

Mrs. Tate stated staff would have to look that up.

Chairman Studebaker asked about staff's comment regarding abasement in the duplexes.

Mrs. Tate said staff would like to see basements in duplexes. For other duplexes in the Village, they have always come standard.

Chairman Studebaker asked if there was a percentage requirement for brick on the single-family homes.

Mrs. Tate stated it has been incorporated into other PUDs but there is no percentage requirement for the single-family homes for this proposal.

Commissioner Cunningham asked if the traffic study had anything regarding the speed limit on McCarthy Road.

Mrs. Tate said she did follow-up with the Village's traffic consultant regarding the speed limit.

Commissioner Cunningham asked if there are any other subdivisions in Lemont that egress onto a 50 mph roadway.

Mr. Berry stated there is Marble Landing on Archer Avenue.

Mrs. Tate said the applicant's traffic consultant is also here that can speak in regards to this.

Chairman Studebaker asked if the Commission had any further questions for staff. None responded. He then asked the applicant to come up and make a presentation.

Applicant Presentation

Vince Rosanova, attorney for the applicant, introduced his team that was present this evening to answer any questions from the Commission. He thanked staff for their exceptional work. He would like to answer some of the questions from the Commission before he goes into his presentation. In regards to the general consistency with the Glens of Connemara, they always look to stay consistent with the surrounding area. In relation to the Glens, they look at the overall density. They are 140 homes on 52 acres which generates a density of 2.6 dwellings per acre. They are 409 homes on 194 acres which generates a lower density of 2.1 dwellings per acre. They are also consistent with the setbacks. After talking with staff all the duplexes will have basements. The speed limit on McCarthy is 50 mph and that is why they are putting in the turning lanes which will overall enhance the safety for the area.

There was also a question relating to the garage extension. The Village Code states that a garage cannot extend more than 10 feet past the plane of the house. There are nine different floor plans and two of those exceed that 10-foot requirement. The Newberry is 12 feet past the vertical plane of the house and the Woodside is 15 feet past the vertical plane of the house. They have a lot of buyers that like the Woodside and would like to provide that option. He then showed an example of the Woodside. He feels it adds depth to the house and compliments the house. This is only two out of nine model floor plans which are about 18%. If 30% of their consumers select it then it brings them to about 6% of the total community. This is also measured from the front plane of the home excluding the porch. If factor in the porch it brings the two closer together.

Mr. Rosanova stated in regards to the anti-monotony, they understand what staff is trying to accomplish and they agree with it. They understand a lot of time and energy went into these standards but they would like to streamline that. It would help cut down on staff's time but also give their sales team and buyers reasonable expectations. They don't want a house to be sold and then make the buyer come back in to modify their selection. They are happy to work with staff to make sure everybody's interest is provided for in regards to the anti-monotony.

Pulte Homes have been building homes since the 1950s and have become one of the nation's largest homebuilders. In the Chicagoland area, they have 19 active communities in various suburbs. They have extensive experience reimagining distressed golf courses. The subject property is 194 acres and the Comprehensive Plan designates the property with 2 to 5 homes per acre. This development will be coming in at 2.1 homes per acre. The Comprehensive Plan talks about other objectives which were not missed by Pulte in the creation of the site plan. There is multi-generational housing and a cohesive design through the community.

Mr. Rosanova said some of the key attributes are low density, there is extensive open space areas, and a pathway network to a public park. There is no connection to surrounding communities that would then impact those communities with cut-through traffic. They are also incorporating substantial public utility enhancements. He then showed on the overhead the site plan. The duplexes will be appealing to the active adult buyer that is looking for low maintenance. The center of the property is the Estate series with a 5-acre park. The larger lots will be 80 feet wide by 135 feet deep with the minimum lot size just shy of 11,000 square feet and the average being 13,000 square feet. To the east is the Meadow series which is 60 feet wide by 130 feet deep with an average lot size of 9,000 square feet. All the lots will have a minimum of 10-foot wide side setbacks which will create a greater separation between the homes. Every one of the lots has been designed to back up to open space.

Pulte has created at least 3 miles of a pathway for residents to get out and walk and exercise. This all leads into a 5-acre public park which they have been designing with the Park District. It will be beautifully landscaped and available for active and passive recreation. There will be a parking area so anyone who wants to visit will be able to. There are 48 acres of open space which is 25% of the site. The UDO only requires 10% of open space. Landscaping is critical to the success of a community. The landscape plan calls for over 2,000 new trees to be planted on the site. They have been working with the Village Arborist on tree preservation.

Mr. Rosanova stated they have identified the key lots which are more visible. They are providing additional architectural features and include additional anti-monotony limitations. There is a buffer yard along McCarthy to help separate the community from the noise of the road. The buffer yard continues down the length of the community. One unique thing about this community is the significant distance to the neighboring communities. Typically, there are about 60 feet between homes but their distance averages between 150 to 400 feet. The monument sign will be beautifully landscaped and made out of masonry with limestone accents. There will be two access points with west/east turning lanes. IDOT has already reviewed and approved the access plans.

The Meadow series will have six different elevation plans. They will be about 3,100 square feet to 3,800 square feet. The average sale price they are anticipating is $500,000. The Estate series will be about 3,100 square feet to 3,900 square feet with an average sale price of $594,000 to $600,000. In addition to the standard floor plans, there are also considerable structural options that are popular with Pulte buyers. They could be sunrooms or gathering rooms, bay windows, a second-floor retreat that can modify the architectural footprint of the home.

Pulte continues to look at the market data as to what is for sale. There is currently nothing for sale in the Glens of Connemara or Kettering. There is a house for sale to the east in Equestrian but it is selling for a million dollars. So there is a demand in town for this. Pulte is also dedicating land for a future water tower site. They will also be improving the water system by eliminating the dead-end runs that exist today. Gleneagles was built in 1924 which predates modern stormwater practices. The site will be graded correctly and the stormwater will be detained and released at a considerably restricted rate. They will be improving the peak discharge for the 10 and 100-year rain events by about 80% and thereby reducing the risk of flood in the area.

Mr. Rosanova said in conclusion, they will continue to work with staff. They have reached out to the schools and will continue to work the Park District. They have met with all the neighbors to give information and gather as much feedback as possible. They appreciate the Commission's time this evening and are available for any questions.

Commissioner Zolecki stated the Glens of Connemara PUD is zoned R-4 which requires minimum lot sizes of 12,500 square feet. He asked if he knows if that was maintained in that PUD.

Mr. Rosanova said he is not sure.

Chairman Studebaker asked if there is any kind of program out there for the anti-monotony that has been used.

Matt Brolley, Pulte Homes, LLC, said it is a little simpler than a program. They track all this at their communities. They have several communities in Naperville where they have done this. They keep a log in the sales center to ensure that they are selling a home that they will eventually build. They are currently building up in Kildeer where the Village has asked them to provide a checklist that confirms that they are complying with the anti-monotony. Their goal is to sell a home that will be approved. It is the same format that they use in every other community. If the home and the elevation are not built in any of the fail zones you can build the home there. The same would apply to the color package.

Commissioner Cunningham asked if they could have one single style but just different elevations in the entire community.

Mr. Brolley stated you could end up with all Newberry's but just different front elevations. In practice, it doesn't happen because certain buyers want certain homes.

Commissioner Cunningham asked if there were any guidelines where there has to be a certain percentage of each style in each of the areas.

Mr. Brolley said that has been done on other projects. The hard part is as the project progresses and you run out of certain elevations, or you need to make those sales at the end, it becomes harder to chart as you go through the project. You want to be able to meet the client's needs on the lot that they want to buy.

Commissioner Cunningham asked if there was a speed study done. He understands that they are putting in turning lanes, but his concern is for people pulling out of the subdivision onto McCarthy Road.

Javier Millan, KLOA, Inc., said they conducted a full traffic study. The State of Illinois has guidelines that you have to follow. East of St. James the speed limit is 40 mph and then it goes up to 50 mph. The turning lanes are a result of the speed and the volume of traffic. In addition to the turning lanes on McCarthy, the access drives are providing two outbound lanes. So if you have someone waiting to make a left turn then the person wanting to turn right does not have to wait. The turning lanes are being designed to accommodate the speed, acceleration, and stopping distance they need.

Commissioner Cunningham stated if you were trying to turn westbound then you would have to cross over two turning lanes with cars coming at 50 mph.

Mr. Millan said when you introduce turning lanes it forces a person to make a two-part turn. The State looks at this very closely and prefers to have the turning lanes there. It improves the ability to get someone out of the subdivision.

Chairman Studebaker asked if any of the Commissioners had any further questions for the applicant. None responded. He then asked if there was anyone in the audience that wanted to speak in regards to this public hearing.

Public Comment

Father Nick Greanias, 12698 Waterford Drive, stated his home currently looks out onto the golf course. At the north end of Glens of Connemara, there is an old, thick chain-link fence. Water gathers there and then it follows about 11 houses. Along that line, there are a significant amount of trees that provide privacy. He hopes that the fence line and growth will stay there. He understands that there is a significant amount of space between the homes. He has lived in many places around the world where there were not

a lot of trees. It hurts to hear that they will be taking down mature trees and so he urges tree protection as much as possible.

Chris Welch, 12674 Waterford Drive, asked who is going to maintain all the open space. He feels the Meadows section does not meet the square acreage requirement. He asked what is the price range that the Meadow homes are going to be sold for. Lastly, when all this is done he is going to be looking at a back of a house that has all siding on the back. You will have $800,000 homes that are going to be next to homes that will be going for $250,000 to $300,000.

Richard Bower, 91 Ruffled Feather Drive, said he is on the Board for Ruffled Feathers. They had a meeting last week and out of all the people that were there only 20% got a letter telling them about this meeting. The biggest topic that needs to be discussed is flooding. When you are putting in the largest subdivision in Lemont and you have all these homes, sidewalks, pathways, and streets the water will need to go somewhere. There is talk about the 10 and 100-year floods, but these are happening more often. The Limestone subdivision built a detention pond but many times that would flood over into Ruffled Feathers. The ponds on the property are already filled with water so there will not be much drainage. The pond in Ruffled Feathers last week was starting to back up from ice and snow melting. He would like to see a berm built along McCarthy with the excess dirt to keep any water overflowing into Ruffled Feathers. He asked what will happen with this subdivision when this economic cycle ends and what will keep it going.

Chris Crisman, 13191 McCarthy Road, stated he did email staff earlier. He has the privilege of looking at the golf course and he is surrounded by the natural wetlands. His concern is the 50 mph speed limit when he knows that the cars go 65 mph. He understands that they are adding the turning lanes, but they are adding about 1,000 cars with a large number of them coming out at peak hours. The speed limit needs to come down to 35 mph. The road is becoming a residential strip. Secondly, when the golf course floods it goes into the drain tile by his mailbox and that feeds the ecosystem. He would like to continue to feed those wetlands. As a Lemont subdivision, he was hoping for a more masonry first-floor structure. He feels it adds to the houses and keeps the value of the home.

Austin Hale, 13575 McCarthy Road, said he is also concerned about the traffic. The intersection at Archer and Bell Road is already busy and can get backed up. With adding about 1,000 cars to the area it is not going to be making that any better. There is a discrepancy as far as the trees and the buffer zone. He is not thrilled having to look at nearly a 200-acre construction site for a year and a half and then looking at a cookie cutter subdivision after that. When he was annexed a year ago he was told there would

be no effort to put sidewalks or bike paths through the area which is being contradicted today. They were also told that they would be given special zoning since most of their properties are not compliant with the current zoning in Lemont. He would like to know whether this is going to affect that since he has not heard anything. He would also like to know if this is going to affect his taxes since they already went up last year when annexed.

Jim Kelly, 13525 McCarthy Road, stated he was here when on a Memorial Day weekend when the waterway came through here from the big lake. This created a lot of flooding and the State of Illinois had to get involved with it. They had to dig up the road, regrade, and put a new pipe in which continues back to the wetlands. He agrees it should continue to the wetlands but he doesn't think the wetlands are going to be able to handle this. He is opposed to the duplexes and as far as the traffic study, he pulled four cars out of his front yard. He understands that it is a State road so nothing will happen unless you get the State involved. There is a traffic problem and he has the pictures to prove it. Again he is concerned about the water and the traffic in the area.

Jeanette Daubaras, 13490 Derby Road, said this is too dense of a development for this area. The surrounding subdivisions are all 12,500 square foot lots and some lots are a half-acre. She is tired of seeing so many duplexes coming into this Village. She was at a Zoning Board meeting for another subdivision and she did not hear any questions from Commission or any answers. The first subdivision that came to the area was Kettering. There were many trees and natural areas on the property and they came through on a day when the courts weren't open to take all the trees down. Those trees should have never come down. Across from Kettering are the duplexes and all you see on the back are the long stairways coming off the back. They are so close together. She asked what the depth of the lots are going to be on the single-family homes. There is talk about anti-monotony but when you look at Kettering all you see is grey, white, and black. This is a beautiful piece of property and she feels they should only be building 200 single-family homes. They have been working on this since last November but nobody here knew they were working on it.

Mr. Rosanova stated they would like to get everyone's questions answered so they will start with their landscape architect.

Greg Sagen, Signature Design Group, said they are the landscape architect but they are also doing the tree survey and preservation on the site. The initial work is for them to do a tree survey and inventory. There is a total of 2,528 trees that are over a 6-inch caliper. There is a 360 foot "C" shape area that is being retained by the seller that surrounds the site. On that site, there are over 400 trees that are not included in their development and

they will not be impacting those trees. The goal was to save as many trees around the perimeter to provide a buffer. The next step was to look inside for any cluster of trees to create some mature character on the site. Since a lot of those trees are silver maples, which are fast-growing but shorter-lived, they are going to be planting oaks and more desirable trees within those groves at the request of the Village Arborist. There are over 35 feet of fall on the site so there is going to be a significant amount of grading so they will be going back and forth with the engineers to try and save as many trees as possible. They currently are preserving about 900 trees on site which is about 40% of the trees. They were able to save a large oak concentration on the site that is at the end of Mr. McNulty's driveway which corresponds with the second entrance. Pulte agreed to eliminate units there to be able to save this oak woodland. Pulte throughout all their projects is very conscience about tree preservation for the community and the Village at large. They will continue along this process to preserve trees.

Lisa Cassidy, V3 Companies, LTD, stated they are the civil engineer for the project. The first step is to figure out the existing drainage on the property. The north half of the site drains up towards McCarthy and through several culverts that run under McCarthy to the wetlands. The south half drains to the south to the other southern properties. For the proposal, they try to match the same drainage areas. There are also eight stormwater management ponds throughout the site. Within the proposal, there are all these ponds that will collect the stormwater and then release it at a slower pace. The release happens at a much slower rate than the conditions that happen today. Overall the drainage on the site will be improved tremendously because of the additional stormwater ponds and the slower release rate.

Mr. Rosanova said he will have Mr. Brolley comment on the potential of an economic downturn.

Mr. Brolley stated he is not going to foreshadow the economy. Pulte Homes has been in the Chicagoland area for a couple of decades but has been in business since the 50s. They generally post a bond or a letter of credit in all of their communities to ensure that they are going to complete the improvements. They have never had their bonds or letter of credit pulled before so it is a true testament to the cash on hand. They will do the top half of the development first and then move south from there which helps with the cash flow.

Mr. Rosanova said he will have Mr. Millan come back up and address the speed limit on McCarthy.

Mr. Millan stated to get the speed limit reduced the Village would have to make a petition to the State. Normal speed reductions are not more than 5 mph. It is also based on the number of intersections. The intersection at Archer and Bell Road was not part of their study. Archer Avenue is a major arterial that is designed to carry a lot of traffic. The study did look at the intersections on McCarthy from Bell to Archer and all intersections are all at acceptable levels of service. As part of the traffic study, they did look at the accident data from the past 5 years, and based on the data none of the intersections are at a critical tier.

Mr. Rosanova said in regards to who maintains the 300-foot wide strip on the southern portion of the property it will be retained by the seller. In regards to sale prices, the Landings which are the duplexes will be at $450,000, the Estates which are the 80 foot wide lots approximately $600,000, and the Meadows which are the 60 foot wide lots approximately $495,000. The depth of the lots will be 135 feet for the Estate lots, the Meadows lot will be 130 feet deep, and the Landings will be 130 feet deep. All the homes will have 10-foot side yard setbacks which will give 20 feet between all the homes. There was a reference to Kettering where some of those are 10 feet side yard setbacks but some are at 7.5 feet or 6 feet. In regards to notices that were sent out, they sent out a notice to everyone who was within 300 feet of the proposal as prescribed by the Village Ordinance. Preceding that, which was not required by code, they did extensive outreach letters to all the neighbors and it was in the Village newsletter. They met with Cog Hill, Ruffled Feathers Homeowners Association, Glens of Connemara Homeowners Association, and had a webinar with everyone they invited along McCarthy Road. If there were any questions that they had missed please let them know.

Mr. Berry stated in regards to Commissioner Zolecki's question, the homes along Waterford are approximately 12,500 square feet. It came in as a more standard R-4 and the approval was in 2005 which is prior to the current UDO standards which were adopted in 2008.

Commissioner Zolecki said there was a comment regarding annexation on McCarthy Road and the bike paths.

Mr. Berry stated he will have Mr. Schaffer follow up with Mr. Hill in regards to the annexation. The Village does have an Active Transportation Plan that does show McCarthy Road as a potential bike path as well as Bell Road and 131st. The Village likes to create connectivity between the subdivisions. There is a beautiful park here but you would have to drive to it unless you lived nearby. The drawing shows an eight-foot bike path south on McCarthy Road and it ends at the property line on the west. The Village would explore working with IDOT, look at getting funding, and work with Palos Park as

well. The property at Equestrian Meadows has a small bike path and so they would like to see connectivity.

Mrs. Tate said staff did receive an email from Zach McElmury who is a resident in the Equestrian Meadows subdivision. Last year he had come to the Commission in regards to the Villas of Equestrian Meadows which is slated for development on the northwest corner of McCarthy and Bell, immediately south of his subdivision. He wrote concerning the desire for a park or playground to be considered as part of that development. It is because his subdivision has many young families, and there is no park or playground near his subdivision that they may easily access. The nearest park requires a car ride, given there is no immediate park in the area and there are no sidewalks or bike paths that allow for safe transportation or connectivity to other parks in the Village. He is glad to hear that this subdivision has a dedicated park. However, he has a few comments related to this that he would like the Commission to hear.
1. Even with the addition of this park, I don't see a safe means for residents of my subdivision to get to the park without a vehicle. I see there is a proposed bike path along McCarthy Road in front of the proposed new development, but it is unclear if that bike path would extend further east toward Bell Road so that my subdivision may more safely access the park without a vehicle. The path would be a path to nowhere, given there is no existing bike path along this section of McCarthy Road. He would recommend that the Commission consider having the bike path be extended further east to the Bell Road intersection, so that the path may have more immediate and productive use.

2. He also sees the bike path is only slated for the south side of McCarthy Road. He would recommend a similar path be provided on the north side of McCarthy Road. A sidewalk is being proposed around the perimeter of the Villas of Equestrian Meadows, it would be a logical means to provide connectivity to that sidewalk from the Gleneagles development on the north side of the street. Signage regarding a pedestrian crossing would need to be provided for safety. It would ultimately be beneficial to connect such bike paths westward toward Archer and McCarthy, for further non-vehicular connectivity to the Village for residents in this area.

He also talks about reducing the speed limit on McCarthy Road. He asks if there will be parking spaces at the park. He talks about traffic analysis changes to McCarthy Road which they are adding the turning lanes. He routinely sees back-ups on McCarthy Road and Bell Road. He is concerned with adding an additional 400 cars to the area.

Chairman Studebaker asked if there were any further questions from the Commission.

Commissioner O'Connor asked how much more water can be held on the property itself before it gets drained off into the wetlands area.

Ms. Cassidy said she does not have an exact number of how much water but they are meeting Lemont's stormwater ordinance and the Metropolitan Water Reclamation District's ordinance. The ponds are designed so that they meet all of these codes. There are eight proposed ponds and each pond provides the required amount of storage.

Commissioner O'Connor asked if the eight ponds are more than what currently exists now.

Ms. Cassidy stated there is only one large pond and a few smaller ponds that exist on the property today.

Father Greanias said the fence he was concerned about is part of what Mr. McNulty is keeping. He asked what is the purpose of him keeping that "C" shaped piece of land. This property was supposed to be annexed into Palos Park so it would be helpful to understand what happened. He is happy that they are here in Lemont though. It was stated that the bottom half would be draining to the ponds to the south but he does not see that many ponds to the south. He feels the proposal is very dense and he is skeptical of them saying that this property is only 2.1 houses per acre and the Glens of Connemara is 2.5 homes per acre.

Mike Stillman, Village Attorney, stated Gleneagles, the Ludwig property, the properties north of McCarthy Road that are owned by Cog Hill, and Cog Hill all annexed into Palos Park about three to four years ago. The Gleneagles property filed a petition to disconnect to leave Palos Park. It was settled and they are now unincorporated. Since the other properties are staying in Palos Park there had to be that "C" buffer zone. We are happy that they decided to work with the Village of Lemont.

Jim Kelly asked since they were able to go back to Cook County zoning can he go back to Cook County. He does not believe so. He asked if they are going to have Lake Michigan water and Lemont sewers.

Mr. Rosanova said for the water they are connecting to the Glens of Connemara who is on the Village's municipal water system. They are also connecting to Ruffled Feathers to boost the system and they are also connecting to the Village's sanitary sewer system.

Chairman Studebaker asked if there were any further questions or comments from the audience. None responded. He then called for a motion to close the public hearing.

Commissioner O'Connor called for a motion, seconded by Commissioner Cunningham to close the public hearing for Case #2021-11. A roll call vote was taken:
Ayes: O'Connor, Cunningham, Pawlak, Zolecki, Studebaker
Nays: None
Motion passed

Plan Commission Discussion

Chairman Studebaker said the duplexes are going to have brick and basements. His concern is how the anti-monotony code is going to be administered. If there is a mistake and a house is built then it is too late. He feels there should be some type of process or program where this can be done.

Commissioner Cunningham stated there is the potential for the same style to be built but just a different elevation.

Commissioner Zolecki said it is being proposed to follow Pulte's matrix. The issue is there are so many home sites and going through our comparison procedure as it is written in the UDO would require a lot of time and effort. He thinks they should use our UDO as the baseline and layover their anti-monotony matrix. They should invest the time now rather than doing it home site by home site. They know the Village's baseline and know what they are looking for in general so they could come in and present various options and work with the administration to set the criteria for it now. They need to use the UDO as the baseline rather than saying any elevation or floor plan is considered different.

Chairman Studebaker stated this could be worked on and completed before it goes to the Village.

Mr. Rosanova said all the conditions are acceptable that they heard regarding the anti-monotony. They are willing to work with staff. He asked if they could have some leeway with the snout nose protrusion. He feels it looks nice on a two-story home. The other one would be the temporary sign package. The UDO usually doesn't anticipate a development of this nature or size. It will help them to sell out quicker and minimize the construction time. If you take down the sign at 90% complete it might send the wrong message.

Chairman Studebaker stated he feels better about the snout nose issue based on what the petitioner presented, but he thinks it should be left up to the Village Board.

Commissioner O'Connor said he is okay with the signs. In regards to the snout nose, the wording is very broad-based.

Commissioner Zolecki stated he has a hard time going against staff's recommendation. On the signage, could there be some type of duration put on it. It could be once at 90% sold out, after so many more homes are sold then the sign needs to come down.

Mrs. Tate said the recommendation states they can come back to the Economic & Community Development Director for any changes.

Commissioner Zolecki stated that if it stays at 90% then they can come back and ask for an extension.

Chairman Studebaker asked if there was any further discussion or questions from the Commission. None responded. He then called for a motion for a recommendation.

Plan Commission Recommendation

Commissioner Cunningham made a motion, seconded by Commissioner O'Connor to recommend to the Mayor and Board of Trustees approval of Case 2021-11 - Gleneagles Preliminary Planned Unit Development (PUD) and Plat, rezoning to R-5A following annexation into the Village of Lemont, and a special use for duplexes in the R-5A District, with the following conditions:

1. Add another pedestrian connection/pocket sidewalk from Road D to the 8-foot path behind the duplexes. This will break up the block and provide excellent pedestrian connectivity between the Estates and the Landings.
2. Work with the Village Arborist further and during the final engineering design to verify the appropriate trees are being preserved and if there are other locations that more mature, quality trees can be preserved.
3. Architectural metal roofing can be used as an accent material but cannot account for more than 15% of the total roof.
4. Address the outstanding issues as noted by the Consulting Planner, Village Arborist, Village Engineer, Village Ecologist, Village Plumber and Fire Marshal in their attached comment letters. It is noted the 2nd submittal is currently under review and many comments may be addressed and different comments may be forthcoming.
5. Provide finalized agreement between Lemont Park District and Pulte Home Company, LLC once completed.
6. Provide documentation or examples of a sample block for the most monotonous scenario when utilizing Pulte's anti-monotony standards in each of the Meadows, Estates, and Landings.

7. Explore adding more series options for home choices to simplify the anti-monotony review for staff and Pulte's salespeople. This includes duplexes. More than 4 varieties of duplexes may be necessary in order to ensure they meet the Village's dissimilarity standards if using Pulte's in replacement. There are 65 duplex buildings.
8. Eliminate the 10-foot garage protrusion (snout garage) option.
9. Set an expiration time on the temporary signs. For example, they should be reduced after 90% build out and/or they must submit any changes to the sign package to the Economic & Community Development Director for approval.
10. Add more through-lots throughout the development in order to ensure the rear elevations are not monotonous.
11. Show a four-sided first-story brick option for a home in the Meadows and a home in the Estates in the Product Book. While not a requirement, the option should be shown and provided in order for home buyer to be aware it's an option.
12. Provide enhanced landscaping in the rear lots of duplex buildings that are adjacent to a single-family home's side yard, such as Lots 284 and 290. This should be in done in all instances.
13. Add to the anti-monotony standards a house across the street that cannot be the same model/elevation.
14. Further consideration about petitioning the State to reduce the speed limit on McCarthy Road.
15. The anti-monotony requirements must follow the Village of Lemont's UDO requirements as a baseline in conjunction with Pulte Home's anti-monotony policy.
A roll call vote was taken:
Ayes: Cunningham, O'Connor, Pawlak, Zolecki, Studebaker
Nays: None
Motion passed

Findings of Fact

Commissioner Zolecki made a motion, seconded by Commissioner Cunningham to authorize the Chairman to approve the Findings of Fact for Case 2021-11 as prepared by staff. A voice vote was taken:
Ayes: Zolecki, Cunningham, O'Connor, Pawlak, Studebaker
Nays: None
Motion passed

IV. ACTION ITEMS

None

V. GENERAL DISCUSSION

None

VI. AUDIENCE PARTICIPATION

None

VII. ADJOURNMENT

Chairman Studebaker called for a motion to adjourn the meeting.

Commissioner O'Connor made a motion, seconded by Commissioner Pawlak to adjourn the meeting. A voice vote was taken:
Ayes: All
Nays: None
Motion passed

Minutes prepared by Peggy Halper

Pulte HOMES

ILLUSTRATIVE SITE PLAN

GLENEAGLES

LEMONT, ILLINOIS

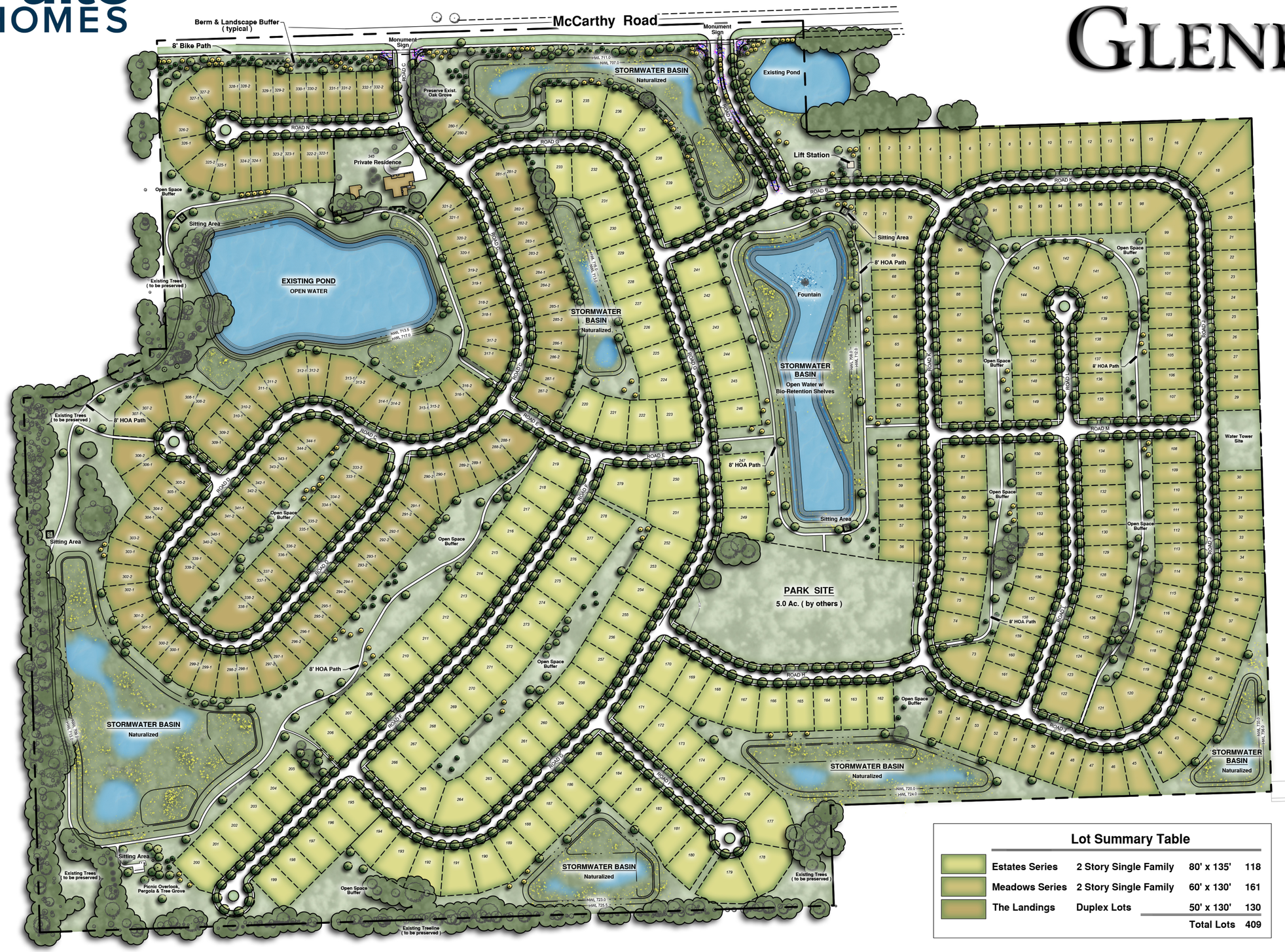

Lot Summary Table

Estates Series	2 Story Single Family	80' x 135'	118
Meadows Series	2 Story Single Family	60' x 130'	161
The Landings	Duplex Lots	50' x 130'	130
		Total Lots	409

N

W E

S

0 70 140 210 350 490

scale : 1" = 140'0"

date : 4 January 2022

rev : 10 February 2022

SIGNATURE DESIGN GROUP

V3 Companies

Lemont - Gleneagles

Proposed Elevations

February 10, 2022

Revised March 3, 2022

Pulte - Gleneagles - Product Matrix

Meadows

Style	Size (sf)	Bed	Bath	Garage	Elevations
Newberry	2,391 – 2,568	3 – 4	2.5	2	7
Mercer	2,605 – 2,786	3 – 5	2.5 – 3.5	2	6
Continental	2,872 – 3,158	4 – 5	2.5 – 3	2	7
Waverly	3,261 – 3,826	4 – 6	2.5 – 4	2	6

Estates

Style	Size (sf)	Bed	Bath	Garage	Elevations
Riverton	3,126 – 3,437	4 – 5	2.5 – 3.5	3 – 4	7
Westchester	3,300 – 3,469	4 – 6	2.5 – 4	3 – 4	7
Woodside	3,277	4 – 5	2.5 – 4	2 – 3	6
Willwood	3,169 – 3,878	4 – 6	2.5 – 4.5	3 – 4	6
Castleton	3,391 – 3,899	4 – 5	2.5 – 4	2 – 3	6

Pulte - Gleneagles – Exterior Options Matrix

Meadows

	Options Affecting Rear Elevation				
Style	**Sunroom**	**Gathering Room Extension**	**Sunroom + Gathering Rm Ext**	**2nd Floor Owner's Retreat / Ext**	**Bay at Cafe**
Newberry	Yes	Yes	Yes		
Mercer	Yes	Yes	Yes		
Continental	Yes	Yes	Yes	Yes	
Waverly	Yes	Yes	Yes		Yes

Estates

	Options Affecting Rear Elevation					Options Affecting Garage Side Elevation
Style	**Sunroom**	**Gathering Room Extension**	**Sunroom + Gathering Rm Ext**	**2nd Floor Owner's Retreat / Ext**	**Bay at Cafe**	**Side – 3rd Car Garage**
Riverton	Yes	Yes	Yes			Yes
Westchester	Yes	Yes	Yes			
Woodside						Yes
Willwood	Yes	Yes	Yes	Yes	Yes	Yes
Castleton	Yes	Yes	Yes			Yes

Base Architectural Requirements

All Homesites in the Meadows, Estates and Landings shall feature:

1. Four-sided LP SmartSide Siding with Frieze Boards, Corner Boards and Window Trim, as shown.
2. Side and Rear Elevations to have minimum three windows
3. Architectural shingles
4. 12” roof overhang (rake) on all four sides

Key Lot Homesites shall feature:

1. Upgraded landscape package on key side
2. Full Depth Masonry wainscot (30” height) on key side elevation. (Not including key side of optional sunroom)

Through Lot Homesites shall feature:

1. Upgraded landscape package on key side
2. Additional Anti-Monotony for Rear Structural Options to ensure a variety in rear elevation condition.

* In the event that the following renderings differ from the above list, the above list shall govern.

Add Slide for Full First Floor Brick Wrap

Meadows Series



Newberry

NC1A-M

Meadows Series



Newberry

HR2H - 10

Meadows Series



Newberry

HR3S

Meadows Series



Newberry

NC2G

Meadows Series



Newberry

HR3T

Meadows Series



Newberry

HR3W

Meadows Series



Newberry

CR2G

Meadows Series

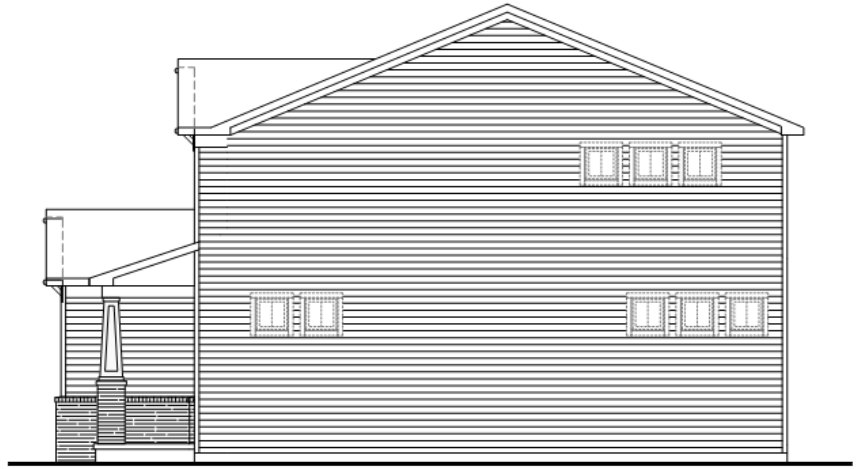

Right Elevation



Rear Elevation



Left Elevation



Rear Elevation

Newberry

Example Side and Rear Elevation (CR2G)

Meadows Series



Mercer

HR2H

Meadows Series



Mercer

HR3S

Meadows Series



Mercer

CR2G

Meadows Series



Mercer

HR3T

Meadows Series



Mercer

NC2G

Meadows Series



Mercer

HR3U

Meadows Series



Right Elevation



Rear Elevation



Left Elevation



Rear Elevation

Mercer

Example Side and Rear Elevation (CR2G)

Meadows Series



Continental

HR3S

Meadows Series



Meadows Series



Continental

CR2G

Meadows Series



Continental

HR2H

Meadows Series



Continental

EC2G

Meadows Series



Continental

HR3U

Meadows Series



Continental

HR3V

Meadows Series



Right Elevation



Rear Elevation



Left Elevation



Rear Elevation

Continental

Example Side and Rear Elevation (HR3S)

Meadows Series



Waverly

HR3T

Meadows Series



Waverly

NC2S

Meadows Series



Waverly

CR2N

Meadows Series



Waverly

NC3M

Meadows Series



Waverly

EC2S

Meadows Series



Waverly

NC2T

Meadows Series



Right Elevation



Rear Elevation



Left Elevation



Rear Elevation

Waverly

Example Side and Rear Elevation (NC3M)


Estates Series
Riverton
HR2M

Estates Series



Riverton

* Shown with Optional 3rd Car Garage

NC2G

Estates Series



Riverton

HR2T

Estates Series



Riverton

HR2R

Estates Series



Riverton

HR2G

Estates Series



Riverton

HR3M


Estates Series
Riverton
HR3X

Estates Series



Right Elevation



Rear Elevation



Left Elevation



Rear Elevation

Riverton

Example Side and Rear Elevation (HR2M)

Estates Series



Westchester

HR3S


Estates Series
Westchester
HR3Q

Estates Series



Westchester

NC2I

Estates Series



Westchester

HR3T-01


Estates Series
Westchester
HR2R


Estates Series
Westchester
HR3U

Estates Series



Westchester

HR3V

Estates Series



Right Elevation

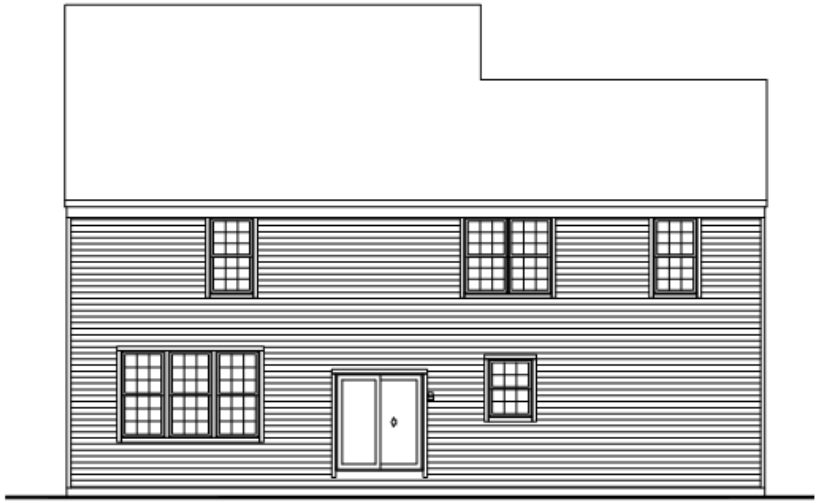

Rear Elevation

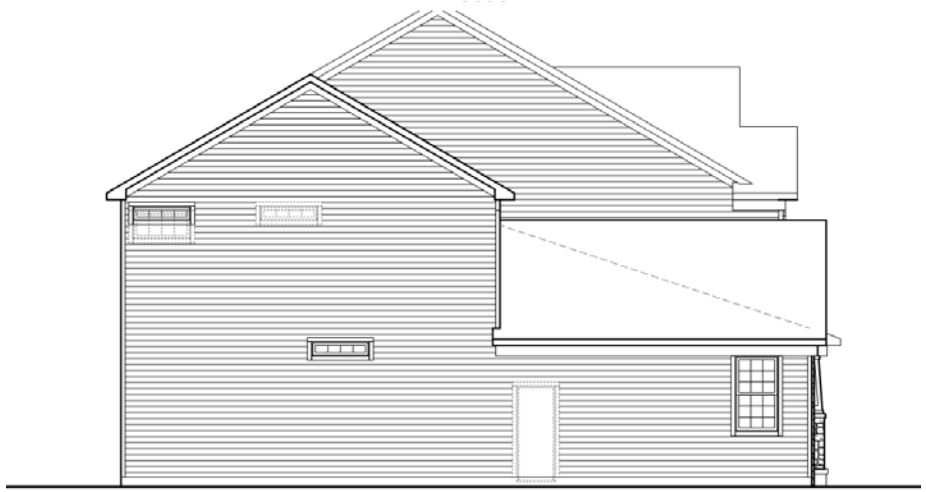

Left Elevation



Rear Elevation

Westchester

Example Side and Rear Elevation (HR3T)

Estates Series



Woodside

HR2S

Estates Series



Woodside

* Shown with Optional 3rd Car Garage

HR2T

Estates Series



Woodside

NC3S

Estates Series



Woodside

NC2G

Estates Series



Woodside

HR3T

Estates Series



Woodside

EC2G

Estates Series

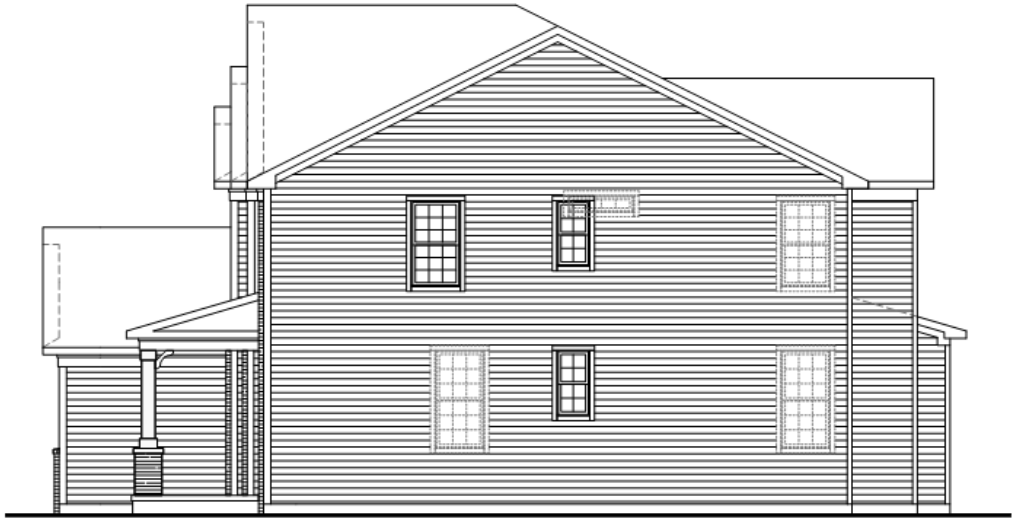

Right Elevation



Left Elevation



Rear Elevation

Woodside

Example Side and Rear Elevation (HR2T)


Estates Series
Willwood
HR2Z

Estates Series



Willwood

CR2J

Estates Series



Willwood

HR2S

Estates Series



Willwood

* Shown with Optional 3rd Car Garage

NC2G

Estates Series



Willwood

CT2M


Estates Series
Willwood
NC3S

Estates Series



Right Elevation



Rear Elevation



Left Elevation



Rear Elevation

Willwood

Example Side and Rear Elevation (CR2J)

Estates Series



Castleton

CR2M


Estates Series
Castleton
* Shown with Optional 3rd Car Garage
HR2N-05


Estates Series
Castleton
HR2G

Estates Series



Castleton

* Shown with Optional 3rd Car Garage

CT2S


Estates Series
Castleton
HR2T


Estates Series
Castleton
NC3M

Estates Series



Right Elevation



Rear Elevation



Left Elevation



Rear Elevation

Castleton

Example Side and Rear Elevation (HR2N)

Landings Series – Elevation A





Landings Series – Elevation A



RIGHT ELEVATION

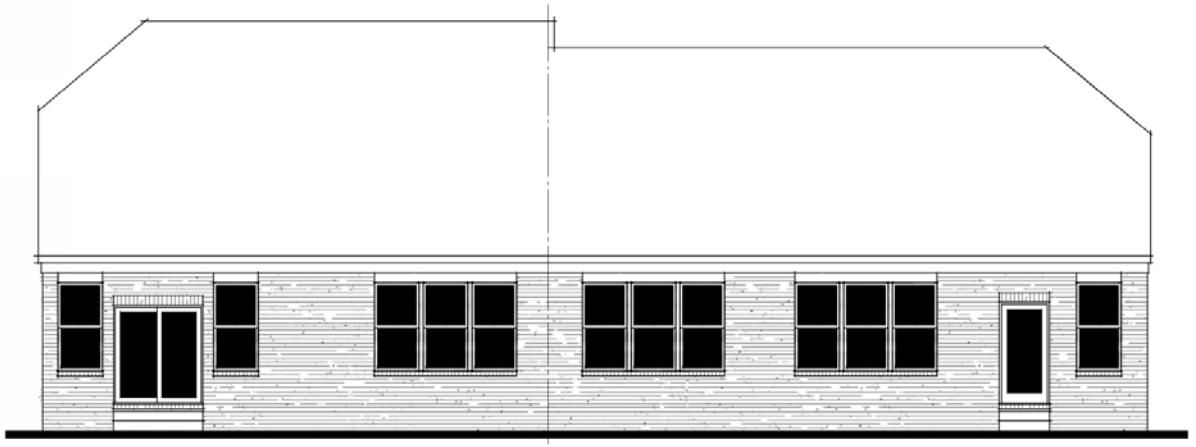

REAR ELEVATION



LEFT ELEVATION



REAR ELEVATION

Landings Series – Elevation B





Landings Series – Elevation B



RIGHT ELEVATION

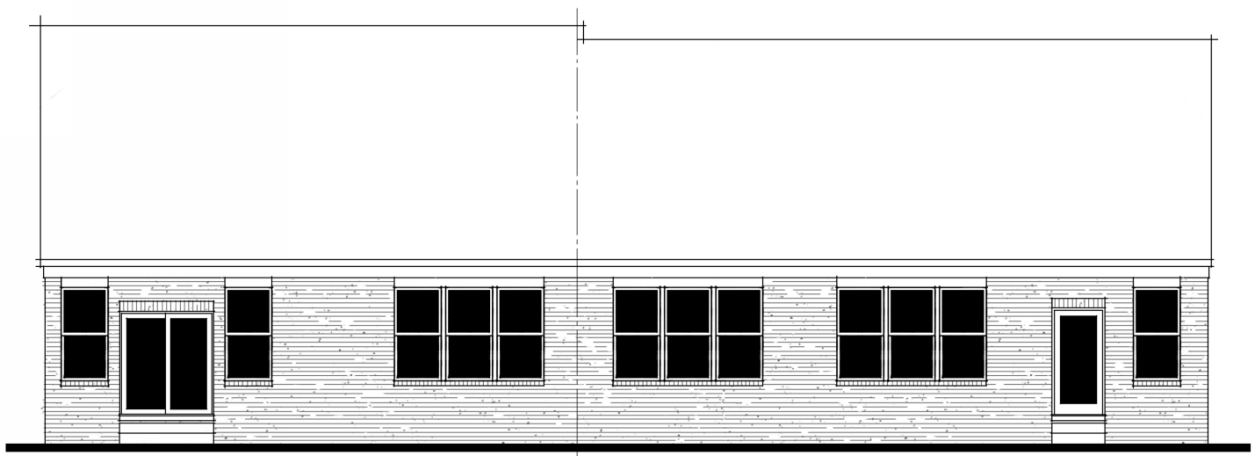

REAR ELEVATION



LEFT ELEVATION

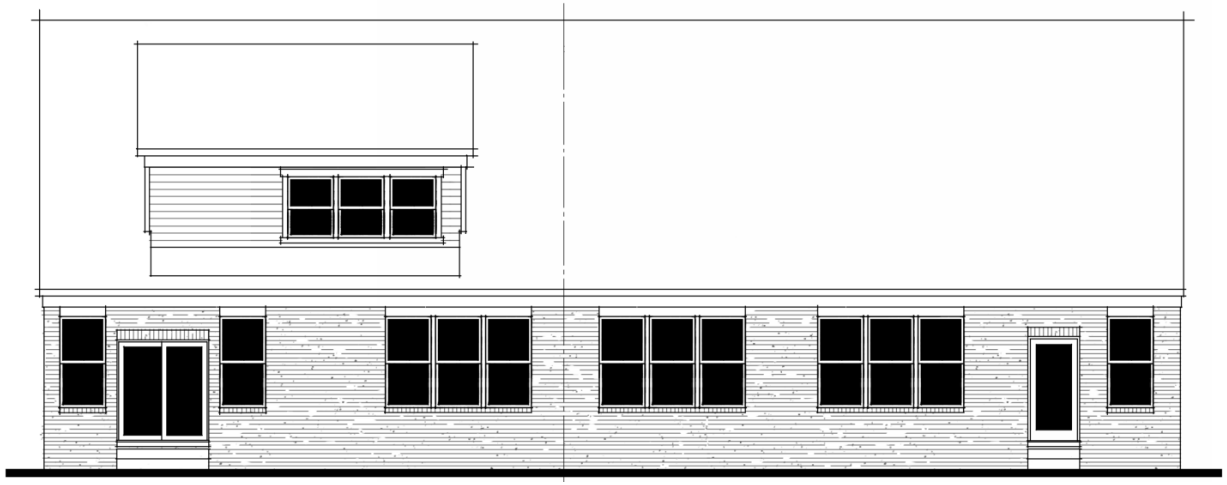

REAR ELEVATION

Landings Series – Elevation C





Landings Series – Elevation C



RIGHT ELEVATION

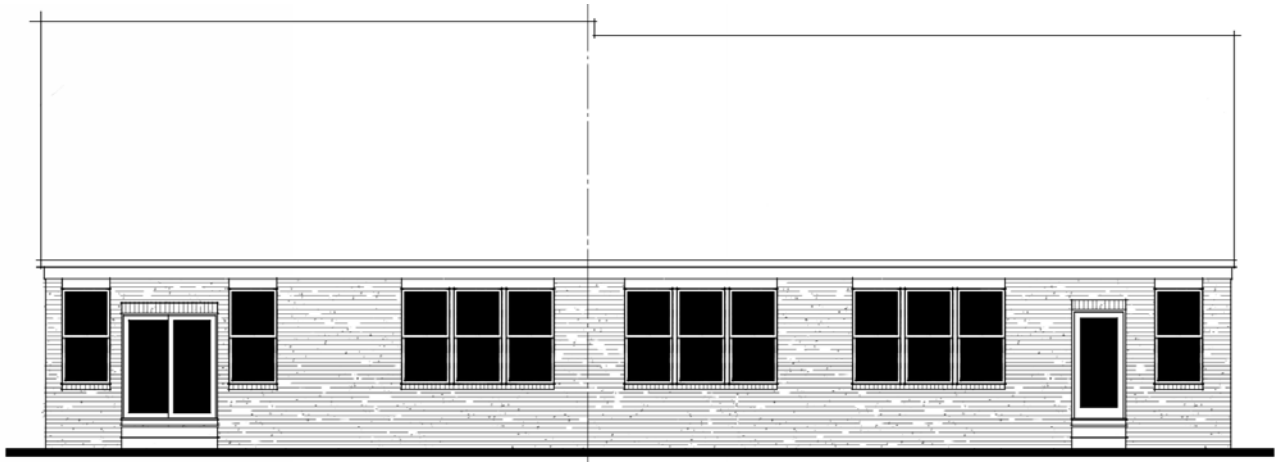

REAR ELEVATION



LEFT ELEVATION

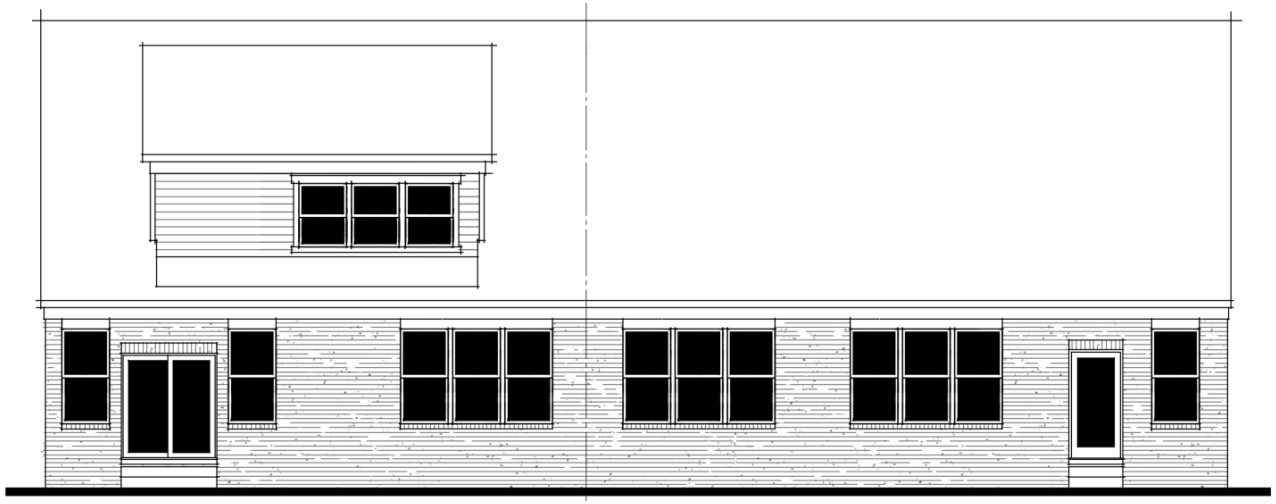

REAR ELEVATION

Landings Series – Elevation D





Landings Series – Elevation D



RIGHT ELEVATION

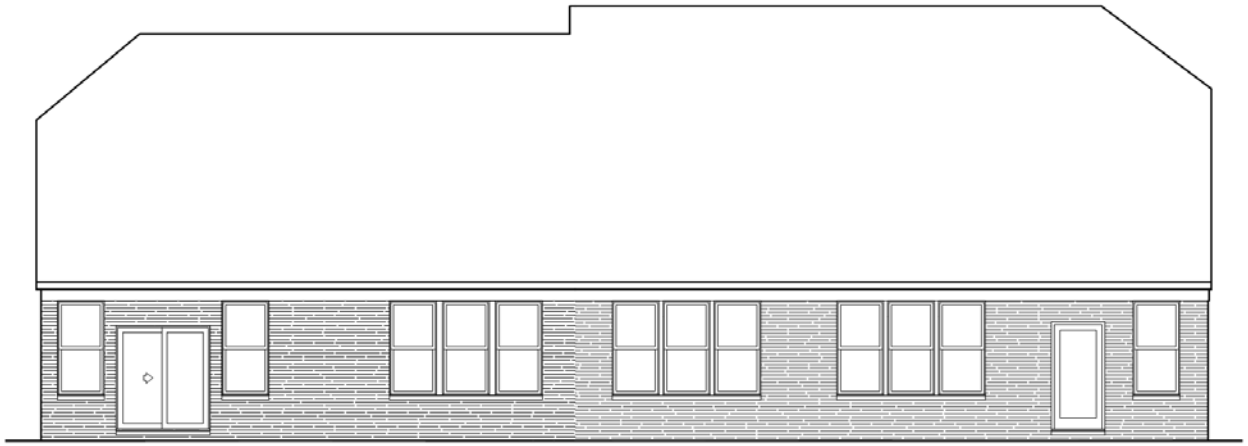

REAR ELEVATION



LEFT ELEVATION

Monotony Code Restrictions

Applies to Meadows, Estates and Landings Houses

I. Restrictions

a. The following criteria apply to homes on straight or curved streets, cul-de-sacs and corner lots.

1. No house shall have the same configuration that is within two (2) houses directly on either side of the subject house, one house across the street or three (3) other houses in the same a cul-de-sac.

2. No house shall have the same color package that is within two (2) houses directly on either side of the subject house, one house across the street or three (3) other houses in the same a cul-de-sac.

II. Definitions

a. Configuration – a combination of floor plan and elevation.

b. Color Package – a combination of siding, stone, trim / gutter, accent and roof colors incorporated into the exterior color fenestration of a single house.

III. Notes

a. All of the Elevations herein are to be considered dissimilar from one another.

b. Does not apply if two adjacent houses front different streets.



Through Lot Rear Monotony Code Restrictions

No **Through Lot** house shall have the same rear elevation structural configuration as the existing house (Through Lot or not) on either side of the subject house.

Structural Configuration – shall include the following:

Rear Elevation Structural Configurations	Meadows				Estates				
	Newberry	Mercer	Continental	Waverly	Riverton	Westchester	Woodside*	Willwood	Castleton
Base Plan	X	X	X	X	X	X		X	X
Sunroom	X	X	X	X	X	X		X	X
Gathering Room Extension	X	X	X	X	X	X		X	X
Sunroom + Gathering Room Extension	X	X	X	X	X	X		X	X
2nd Floor Owner's Retreat/Extension			X					X	
Bay at Café				X				X	

* Due to the unique rear elevation of the Woodside model, it shall be excluded from Through Lot Restrictions

Example:

Existing Home Sunroom	New Home Through Lot	Existing Home Bay at Cafe Through Lot

New Home Rear Structural Configuration shall be:
Base Plan, Gathering Room Extension, Sunroom + Gathering Room Extension, 2nd Floor Owner's Retreat/Extension or any combination

PulteGroup®

Exterior Color Collections
Illinois Division

February 07, 2020
LP Siding - White Trim
Different Siding

LPW-101-W-D

Shingle Roofing
CertainTeed
Architectural
Weathered Wood

Shingle Roofing
CertainTeed
3-Tab
Weathered Wood



Metal Roof
Mastic Metals
Terra Bronze

Shake/Board &
Batten Siding
Monterey Sand

Horizontal Siding
Tuscan Clay

Entry Door
Black Fox
SW 7020

Shutters
Musket Brown



Garage Doors
CloPay
White

Windows
White

Gutters & Fascia
Glacier White

Trim
Glacier White

Manufactured Stone
Coronado Stone
Tuscan Villa
Coastal Brown

Brick Veneer
Brick Craft
Cutawba



Stone Veneer
Arriscraft
Laurier
Maple Sugar

MAIN STREET Designs

Color selections created by:
Main Street Designs of Georgia, LLC
www.MainStreetDesignsLLC.com

Please Note: Colors are reproduced using printing inks, not actual paint. Always select colors from the manufacturer's color card for best representation of actual color. Colors may vary slightly in actual use due to area, sheen, surface, applications or lighting.

Exterior Color Collections
Illinois Division

February 07, 2020
LP Siding - White Trim
Different Siding

LPW-102-W-D

Shingle Roofing
CertainTeed
Architectural
Pewter

Shingle Roofing
CertainTeed
3-Tab
Pewter

Image Not Available



Metal Roof
Mastic Metals
Terra Bronze

Shake/Board & Batten Siding
Storm

Horizontal Siding
Platinum Gray

Entry Door
Iron Ore
SW 7069

Shutters
Black



Garage Doors
CloPay
White

Windows
White

Gutters & Fascia
Glacier White

Trim
Glacier White

Manufactured Stone
Coronado Stone
Country Rubble
Grey Quartzite

Brick Veneer
Brick Craft
Wabash





Stone Veneer
Arriscraft
Citadel
French Country

MAIN STREET Designs

Color selections created by:
Main Street Designs of Georgia, LLC
www.MainStreetDesignsLLC.com

Please Note: Colors are reproduced using printing inks, not actual paint. Always select colors from the manufacturer's color card for best representation of actual color. Colors may vary slightly in actual use due to area, sheen, surface, applications or lighting.

Exterior Color Collections
Illinois Division

February 07, 2020
LP Siding - White Trim
Different Siding

LPW-103-W-D

Shingle Roofing
CertainTeed
Architectural
Moire Black

Shingle Roofing
CertainTeed
3-Tab
Moire Black



Metal Roof
Mastic Metals
Terra Bronze

Shake/Board &
Batten Siding
Monterey Sand

Horizontal Siding
Coastal Sage

Entry Door
Enduring Bronze
SW 7055

Shutters
Musket Brown

Garage Doors
CloPay
White

Windows
White

Trim
Glacier White

Gutters & Fascia
Glacier White

Brick Veneer
Brick Craft
Cedar Creek





Manufactured Stone
Coronado Stone
Tuscan Villa
Romano

Stone Veneer
Arriscraft
Citadel
Desert Brown

MAIN STREET Designs

Color selections created by:
Main Street Designs of Georgia, LLC
www.MainStreetDesignsLLC.com

Please Note: Colors are reproduced using printing inks, not actual paint. Always select colors from the manufacturer's color card for best representation of actual color. Colors may vary slightly in actual use due to area, sheen, surface, applications or lighting.

Exterior Color Collections
Illinois Division

February 07, 2020
LP Siding - White Trim
Different Siding

LPW-104-W-D

Shingle Roofing
CertainTeed
Architectural
Weathered Wood

Shingle Roofing
CertainTeed
3-Tab
Weathered Wood



Metal Roof
Mastic Metals
Terra Bronze

Shake/Board &
Batten Siding
Tuscan Clay

Horizontal Siding
Monterey Sand

Entry Door
Brainstorm Bronze
SW 7033

Shutters
Musket Brown



Garage Doors
CloPay
White

Windows
White

Trim
Glacier White

Gutters & Fascia
Glacier White

Brick Veneer
Brick Craft
Bellevidere





Manufactured Stone
Coronado Stone
Country Rubble
Dakota Brown

Stone Veneer
Arriscraft
Citadel
Algonquin

MAIN STREET Designs

Color selections created by:
Main Street Designs of Georgia, LLC
www.MainStreetDesignsLLC.com

Please Note: Colors are reproduced using printing inks, not actual paint. Always select colors from the manufacturer's color card for best representation of actual color. Colors may vary slightly in actual use due to area, sheen, surface, applications or lighting.

Exterior Color Collections
Illinois Division

February 07, 2020
LP Siding - White Trim
Different Siding

LPW-105-W-D

Shingle Roofing
CertainTeed
Architectural
Weathered Wood

Shingle Roofing
CertainTeed
3-Tab
Weathered Wood



Metal Roof
Mastic Metals
Terra Bronze

Shake/Board &
Batten Siding
Storm

Horizontal Siding
Natural Linen

Entry Door
Resort Tan
SW 7550

Shutters
Wicker



Garage Doors
CloPay
White

Windows
White

Gutters & Fascia
Glacier White

Trim
Glacier White

Manufactured Stone
Coronado Stone
Tuscan Villa
Coastal Brown

Brick Veneer
Brick Craft
Campfire



Stone Veneer
Arriscraft
Shadow Stone
Sierra

MAIN STREET Designs

Color selections created by:
Main Street Designs of Georgia, LLC
www.MainStreetDesignsLLC.com

Please Note: Colors are reproduced using printing inks, not actual paint. Always select colors from the manufacturer's color card for best representation of actual color. Colors may vary slightly in actual use due to area, sheen, surface, applications or lighting.

Exterior Color Collections
Illinois Division

February 07, 2020
LP Siding - White Trim
Different Siding

LPW-106-W-D

Shingle Roofing
CertainTeed
Architectural
Weathered Wood

Shingle Roofing
CertainTeed
3-Tab
Weathered Wood



Metal Roof
Mastic Metals
Terra Bronze

Shake/Board &
Batten Siding
Vintage Wicker

Horizontal Siding
Juniper Ridge

Entry Door
Van Dyke Brown
SW 7041

Shutters
Federal Brown



Garage Doors
CloPay
White

Windows
White

Trim
Glacier White

Gutters & Fascia
Glacier White

Brick Veneer
Brick Craft
Ashbury





Manufactured Stone
Coronado Stone
Country Rubble
Dakota Brown

Stone Veneer
Arriscraft
Edge Rock
Glacier

MAIN STREET Designs

Color selections created by:
Main Street Designs of Georgia, LLC
www.MainStreetDesignsLLC.com

Please Note: Colors are reproduced using printing inks, not actual paint. Always select colors from the manufacturer's color card for best representation of actual color. Colors may vary slightly in actual use due to area, sheen, surface, applications or lighting.

Exterior Color Collections
Illinois Division

February 07, 2020
LP Siding - White Trim
Different Siding

LPW-107-W-D

Shingle Roofing
CertainTeed
Architectural
Weathered Wood

Shingle Roofing
CertainTeed
3-Tab
Weathered Wood



Metal Roof
Mastic Metals
Terra Bronze

Shake/Board & Batten Siding
Natural Linen

Horizontal Siding
Tuscan Clay

Entry Door
Sealskin
SW 7675

Shutters
Musket Brown



Garage Doors
CloPay
White

Windows
White

Gutters & Fascia
Glacier White

Trim
Glacier White

Manufactured Stone
Coronado Stone
Tuscan Villa
Coastal Brown

Brick Veneer
Brick Craft
Chicago Heritage





Stone Veneer
Arriscraft
Citadel
Desert Brown

MAIN STREET Designs

Color selections created by:
Main Street Designs of Georgia, LLC
www.MainStreetDesignsLLC.com

Please Note: Colors are reproduced using printing inks, not actual paint. Always select colors from the manufacturer's color card for best representation of actual color. Colors may vary slightly in actual use due to area, sheen, surface, applications or lighting.

Exterior Color Collections
Illinois Division

February 07, 2020
LP Siding - White Trim
Different Siding

LPW-108-W-D

Shingle Roofing
CertainTeed
Architectural
Pewter

Shingle Roofing
CertainTeed
3-Tab
Pewter



Metal Roof
Mastic Metals
Terra Bronze

Shake/Board &
Batten Siding
Glacier White

Horizontal Siding
Platinum Gray

Entry Door
Folkstone
SW 6005

Shutters
Tuxedo Gray



Garage Doors
CloPay
White

Windows
White

Gutters & Fascia
Glacier White

Trim
Glacier White

Brick Veneer
Brick Craft
Wabash





Manufactured Stone
Coronado Stone
Country Rubble
Grey Quartzite

Stone Veneer
Arriscraft
Shadow Stone
Sierra

MAIN STREET Designs

Color selections created by:
Main Street Designs of Georgia, LLC
www.MainStreetDesignsLLC.com

Please Note: Colors are reproduced using printing inks, not actual paint. Always select colors from the manufacturer's color card for best representation of actual color. Colors may vary slightly in actual use due to area, sheen, surface, applications or lighting.

Exterior Color Collections
Illinois Division

February 07, 2020
LP Siding - White Trim
Different Siding

LPW-109-W-D

Shingle Roofing
CertainTeed
Architectural
Weathered Wood

Shingle Roofing
CertainTeed
3-Tab
Weathered Wood



Metal Roof
Mastic Metals
Terra Bronze

Shake/Board &
Batten Siding
Natural Linen

Horizontal Siding
Vintage Wicker

Entry Door
Sommelier
SW 7595

Shutters
Musket Brown



Garage Doors
CloPay
White

Windows
White

Trim
Glacier White

Gutters & Fascia
Glacier White

Brick Veneer
Brick Craft
Harvard





Manufactured Stone
Coronado Stone
Country Rubble
Grey Quartzite

Stone Veneer
Arriscraft
Citadel
Algonquin

MAIN STREET Designs

Color selections created by:
Main Street Designs of Georgia, LLC
www.MainStreetDesignsLLC.com

Please Note: Colors are reproduced using printing inks, not actual paint. Always select colors from the manufacturer's color card for best representation of actual color. Colors may vary slightly in actual use due to area, sheen, surface, applications or lighting.

Exterior Color Collections
Illinois Division

February 07, 2020
LP Siding - White Trim
Different Siding

LPW-110-W-D

Shingle Roofing
CertainTeed
Architectural
Weathered Wood

Shingle Roofing
CertainTeed
3-Tab
Weathered Wood



Metal Roof
Mastic Metals
Terra Bronze

Shake/Board &
Batten Siding
Flagship Brown

Horizontal Siding
Monterey Sand

Entry Door
Turkish Coffee
SW 6076

Shutters
Federal Brown

Garage Doors
CloPay
White

Windows
White

Trim
Glacier White

Gutters & Fascia
Glacier White

Brick Veneer
Brick Craft
Campfire





Manufactured Stone
Coronado Stone
Country Rubble
Dakota Brown

Stone Veneer
Arriscraft
Shadow Stone
Sierra

MAIN STREET Designs

Color selections created by:
Main Street Designs of Georgia, LLC
www.MainStreetDesignsLLC.com

Please Note: Colors are reproduced using printing inks, not actual paint. Always select colors from the manufacturer's color card for best representation of actual color. Colors may vary slightly in actual use due to area, sheen, surface, applications or lighting.

Exterior Color Collections
Illinois Division

February 07, 2020
LP Siding - White Trim
Different Siding

LPW-111-W-D

Shingle Roofing
CertainTeed
Architectural
Moire Black

Shingle Roofing
CertainTeed
3-Tab
Moire Black



Metal Roof
Mastic Metals
Terra Bronze

Shake/Board & Batten Siding
Harbor Blue

Horizontal Siding
Glacier White

Entry Door
Folkstone
SW 6005

Shutters
Tuxedo Gray



Garage Doors
CloPay
White

Windows
White

Gutters & Fascia
Glacier White

Trim
Glacier White

Manufactured Stone
Coronado Stone
Country Rubble
Grey Quartzite

Brick Veneer
Brick Craft
Harvard





Stone Veneer
Arriscraft
Citadel
Traditional Gray

MAIN STREET Designs

Color selections created by:
Main Street Designs of Georgia, LLC
www.MainStreetDesignsLLC.com

Please Note: Colors are reproduced using printing inks, not actual paint. Always select colors from the manufacturer's color card for best representation of actual color. Colors may vary slightly in actual use due to area, sheen, surface, applications or lighting.

Exterior Color Collections
Illinois Division

February 07, 2020
LP Siding - White Trim
Different Siding

LPW-112-W-D

Shingle Roofing
CertainTeed
Architectural
Weathered Wood

Shingle Roofing
CertainTeed
3-Tab
Weathered Wood



Metal Roof
Mastic Metals
Terra Bronze

Shake/Board & Batten Siding
Canyon Drift

Horizontal Siding
Vintage Wicker

Entry Door
Sable
SW 6083

Shutters
Musket Brown

Garage Doors
CloPay
White

Windows
White

Trim
Glacier White

Gutters & Fascia
Glacier White

Brick Veneer
Brick Craft
Cedar Creek





Manufactured Stone
Coronado Stone
Tuscan Villa
Romano

Stone Veneer
Arriscraft
Laurier
Maple Sugar

MAIN STREET Designs

Color selections created by:
Main Street Designs of Georgia, LLC
www.MainStreetDesignsLLC.com

Please Note: Colors are reproduced using printing inks, not actual paint. Always select colors from the manufacturer's color card for best representation of actual color. Colors may vary slightly in actual use due to area, sheen, surface, applications or lighting.

Exterior Color Collections
Illinois Division

February 07, 2020
LP Siding - White Trim
Different Siding

LPW-113-W-D

Shingle Roofing
CertainTeed
Architectural
Weathered Wood

Shingle Roofing
CertainTeed
3-Tab
Weathered Wood



Metal Roof
Mastic Metals
Terra Bronze

Shake/Board &
Batten Siding
Natural Linen

Horizontal Siding
Monterey Sand

Entry Door
Folkstone
SW 6005

Shutters
Tuxedo Gray



Garage Doors
CloPay
White

Windows
White

Gutters & Fascia
Glacier White

Trim
Glacier White

Manufactured Stone
Coronado Stone
Country Rubble
Grey Quartzite

Brick Veneer
Brick Craft
Country Road



Stone Veneer
Arriscraft
Citadel
Algonquin

MAIN STREET Designs

Color selections created by:
Main Street Designs of Georgia, LLC
www.MainStreetDesignsLLC.com

Please Note: Colors are reproduced using printing inks, not actual paint. Always select colors from the manufacturer's color card for best representation of actual color. Colors may vary slightly in actual use due to area, sheen, surface, applications or lighting.

Exterior Color Collections
Illinois Division

February 07, 2020
LP Siding - White Trim
Different Siding

LPW-114-W-D

Shingle Roofing
CertainTeed
Architectural
Weathered Wood

Shingle Roofing
CertainTeed
3-Tab
Weathered Wood



Metal Roof
Mastic Metals
Terra Bronze

Shake/Board &
Batten Siding
Juniper Ridge

Horizontal Siding
Vintage Wicker

Entry Door
Well-Bred Brown
SW 7027

Shutters
Musket Brown



Garage Doors
CloPay
White

Windows
White

Gutters & Fascia
Glacier White

Trim
Glacier White

Manufactured Stone
Coronado Stone
Honey Ledge
Palomino

Brick Veneer
Brick Craft
Cedar Creek





Stone Veneer
Arriscraft
Citadel
French Country

MAIN STREET Designs

Color selections created by:
Main Street Designs of Georgia, LLC
www.MainStreetDesignsLLC.com

Please Note: Colors are reproduced using printing inks, not actual paint. Always select colors from the manufacturer's color card for best representation of actual color. Colors may vary slightly in actual use due to area, sheen, surface, applications or lighting.

Exterior Color Collections
Illinois Division

February 07, 2020
LP Siding - White Trim
Different Siding

LPW-115-W-D

Shingle Roofing
CertainTeed
Architectural
Weathered Wood

Shingle Roofing
CertainTeed
3-Tab
Weathered Wood



Metal Roof
Mastic Metals
Terra Bronze

Shake/Board &
Batten Siding
Monterey Sand

Horizontal Siding
Natural Linen

Entry Door
Resort Tan
SW 7550

Shutters
Wicker



Garage Doors
CloPay
White

Windows
White

Gutters & Fascia
Glacier White

Trim
Glacier White

Manufactured Stone
Coronado Stone
Country Rubble
Dakota Brown

Brick Veneer
Brick Craft
Bellevidere





Stone Veneer
Arriscraft
Citadel
French Country

MAIN STREET Designs

Color selections created by:
Main Street Designs of Georgia, LLC
www.MainStreetDesignsLLC.com

Please Note: Colors are reproduced using printing inks, not actual paint. Always select colors from the manufacturer's color card for best representation of actual color. Colors may vary slightly in actual use due to area, sheen, surface, applications or lighting.

Exterior Color Collections
Illinois Division

February 07, 2020
LP Siding - White Trim
Different Siding

LPW-116-W-D

Shingle Roofing
CertainTeed
Architectural
Pewter

Shingle Roofing
CertainTeed
3-Tab
Pewter

Image Not Available



Metal Roof
Mastic Metals
Terra Bronze

Shake/Board & Batten Siding
Midnight Blue

Horizontal Siding
Monterey Sand

Entry Door
Cityscape
SW 7067

Shutters
Tuxedo Gray



Garage Doors
CloPay
White

Windows
White

Trim
Glacier White

Gutters & Fascia
Glacier White

Brick Veneer
Brick Craft
Campfire





Manufactured Stone
Coronado Stone
Country Rubble
Grey Quartzite

Stone Veneer
Arriscraft
Edge Rock
Delta

MAIN STREET Designs

Color selections created by:
Main Street Designs of Georgia, LLC
www.MainStreetDesignsLLC.com

Please Note: Colors are reproduced using printing inks, not actual paint. Always select colors from the manufacturer's color card for best representation of actual color. Colors may vary slightly in actual use due to area, sheen, surface, applications or lighting.

Exterior Color Collections
Illinois Division

February 07, 2020
LP Siding - White Trim
Different Siding

LPW-117-W-D

Shingle Roofing
CertainTeed
Architectural
Weathered Wood

Shingle Roofing
CertainTeed
3-Tab
Weathered Wood



Metal Roof
Mastic Metals
Terra Bronze

Shake/Board & Batten Siding
Juniper Ridge

Horizontal Siding
Monterey Sand

Entry Door
Protege Bronze
SW 6153

Shutters
Federal Brown



Garage Doors
CloPay
White

Windows
White

Gutters & Fascia
Glacier White

Trim
Glacier White

Manufactured Stone
Coronado Stone
Tuscan Villa
Romano

Brick Veneer
Brick Craft
Country Road





Stone Veneer
Arriscraft
Laurier
Maple Sugar

MAIN STREET Designs

Color selections created by:
Main Street Designs of Georgia, LLC
www.MainStreetDesignsLLC.com

Please Note: Colors are reproduced using printing inks, not actual paint. Always select colors from the manufacturer's color card for best representation of actual color. Colors may vary slightly in actual use due to area, sheen, surface, applications or lighting.

Exterior Color Collections
Illinois Division

February 07, 2020
LP Siding - White Trim
Different Siding

LPW-118-W-D

Shingle Roofing
CertainTeed
Architectural
Pewter

Shingle Roofing
CertainTeed
3-Tab
Pewter



Metal Roof
Mastic Metals
Terra Bronze

Shake/Board &
Batten Siding
Cape Cod Gray

Horizontal Siding
Natural Linen

Entry Door
Cityscape
SW 7067

Shutters
Tuxedo Gray



Garage Doors
CloPay
White

Windows
White

Trim
Glacier White

Gutters & Fascia
Glacier White

Brick Veneer
Brick Craft
Wabash





Manufactured Stone
Coronado Stone
Country Rubble
Grey Quartzite

Stone Veneer
Arriscraft
Citadel
French Country

MAIN STREET Designs

Color selections created by:
Main Street Designs of Georgia, LLC
www.MainStreetDesignsLLC.com

Please Note: Colors are reproduced using printing inks, not actual paint. Always select colors from the manufacturer's color card for best representation of actual color. Colors may vary slightly in actual use due to area, sheen, surface, applications or lighting.

Exterior Color Collections
Illinois Division

February 07, 2020
LP Siding - White Trim
Different Siding

LPW-119-W-D

Shingle Roofing
CertainTeed
Architectural
Moire Black

Shingle Roofing
CertainTeed
3-Tab
Moire Black



Metal Roof
Mastic Metals
Terra Bronze

Shake/Board &
Batten Siding
Monterey Sand

Horizontal Siding
Charcoal Smoke

Entry Door
Black of Night
SW 6993

Shutters
Black

Garage Doors
CloPay
White

Windows
White

Gutters & Fascia
Glacier White

Trim
Glacier White

Manufactured Stone
Coronado Stone
Honey Ledge
Palomino

Brick Veneer
Brick Craft
Wabash





Stone Veneer
Arriscraft
Citadel
French Country

MAIN STREET Designs

Color selections created by:
Main Street Designs of Georgia, LLC
www.MainStreetDesignsLLC.com

Please Note: Colors are reproduced using printing inks, not actual paint. Always select colors from the manufacturer's color card for best representation of actual color. Colors may vary slightly in actual use due to area, sheen, surface, applications or lighting.

Exterior Color Collections
Illinois Division

February 07, 2020
LP Siding - White Trim
Different Siding

LPW-120-W-D

Shingle Roofing
CertainTeed
Architectural
Moire Black

Shingle Roofing
CertainTeed
3-Tab
Moire Black



Metal Roof
Mastic Metals
Terra Bronze

Shake/Board &
Batten Siding
Glacier White

Horizontal Siding
Charcoal Smoke

Entry Door
Tricorn Black
SW 6258

Shutters
Black

Garage Doors
CloPay
White

Windows
White

Trim
Glacier White

Gutters & Fascia
Glacier White

Brick Veneer
Brick Craft
Campfire





Manufactured Stone
Coronado Stone
Country Rubble
Grey Quartzite

Stone Veneer
Arriscraft
Citadel
Traditional Gray

MAIN STREET Designs

Color selections created by:
Main Street Designs of Georgia, LLC
www.MainStreetDesignsLLC.com

Please Note: Colors are reproduced using printing inks, not actual paint. Always select colors from the manufacturer's color card for best representation of actual color. Colors may vary slightly in actual use due to area, sheen, surface, applications or lighting.

Exterior Color Collections
Illinois Division

February 07, 2020
LP Siding - White Trim
Different Siding

LPW-121-W-D

Shingle Roofing
CertainTeed
Architectural
Weathered Wood

Shingle Roofing
CertainTeed
3-Tab
Weathered Wood



Metal Roof
Mastic Metals
Terra Bronze

Shake/Board & Batten Siding
Monterey Sand

Horizontal Siding
Canyon Drift

Entry Door
Dark Clove
SW 9183

Shutters
Musket Brown

Garage Doors
CloPay
White

Windows
White

Trim
Glacier White

Gutters & Fascia
Glacier White

Brick Veneer
Brick Craft
Ashbury





Manufactured Stone
Coronado Stone
Country Rubble
Dakota Brown

Stone Veneer
Arriscraft
Laurier
Maple Sugar

MAIN STREET Designs

Color selections created by:
Main Street Designs of Georgia, LLC
www.MainStreetDesignsLLC.com

Please Note: Colors are reproduced using printing inks, not actual paint. Always select colors from the manufacturer's color card for best representation of actual color. Colors may vary slightly in actual use due to area, sheen, surface, applications or lighting.

Exterior Color Collections
Illinois Division

February 07, 2020
LP Siding - White Trim
Different Siding

LPW-122-W-D

Shingle Roofing
CertainTeed
Architectural
Moire Black

Shingle Roofing
CertainTeed
3-Tab
Moire Black



Metal Roof
Mastic Metals
Terra Bronze

Shake/Board &
Batten Siding
Platinum Gray

Horizontal Siding
Harbor Blue

Entry Door
Sealskin
SW 7675

Shutters
Tuxedo Gray

Garage Doors
CloPay
White

Windows
White

Trim
Glacier White

Gutters & Fascia
Glacier White

Brick Veneer
Brick Craft
Cedar Creek





Manufactured Stone
Coronado Stone
Country Rubble
Grey Quartzite

Stone Veneer
Arriscraft
Citadel
Algonquin

MAIN STREET Designs

Color selections created by:
Main Street Designs of Georgia, LLC
www.MainStreetDesignsLLC.com

Please Note: Colors are reproduced using printing inks, not actual paint. Always select colors from the manufacturer's color card for best representation of actual color. Colors may vary slightly in actual use due to area, sheen, surface, applications or lighting.

Exterior Color Collections
Illinois Division

February 07, 2020
LP Siding - White Trim
Different Siding

LPW-123-W-D

Shingle Roofing
CertainTeed
Architectural
Moire Black

Shingle Roofing
CertainTeed
3-Tab
Moire Black



Metal Roof
Mastic Metals
Terra Bronze

Shake/Board &
Batten Siding
Charcoal Smoke

Horizontal Siding
Storm

Entry Door
Tricorn Black
SW 6258

Shutters
White

Garage Doors
CloPay
White

Windows
White

Gutters & Fascia
Glacier White

Trim
Glacier White

Manufactured Stone
Coronado Stone
Country Rubble
Grey Quartzite

Brick Veneer
Brick Craft
Wabash





Stone Veneer
Arriscraft
Laurier
Maple Sugar

MAIN STREET Designs

Color selections created by:
Main Street Designs of Georgia, LLC
www.MainStreetDesignsLLC.com

Please Note: Colors are reproduced using printing inks, not actual paint. Always select colors from the manufacturer's color card for best representation of actual color. Colors may vary slightly in actual use due to area, sheen, surface, applications or lighting.

Exterior Color Collections
Illinois Division

February 07, 2020
LP Siding - White Trim
Different Siding

LPW-124-W-D

Shingle Roofing
CertainTeed
Architectural
Weathered Wood

Shingle Roofing
CertainTeed
3-Tab
Weathered Wood



Metal Roof
Mastic Metals
Terra Bronze

Shake/Board &
Batten Siding
Monterey Sand

Horizontal Siding
Juniper Ridge

Entry Door
Balanced Beige
SW 7037

Shutters
Black

Garage Doors
CloPay
White

Windows
White

Trim
Glacier White

Gutters & Fascia
Glacier White

Brick Veneer
Brick Craft
Signature Blend





Manufactured Stone
Coronado Stone
Tuscan Villa
Coastal Brown

Stone Veneer
Arriscraft
Citadel
Desert Brown

MAIN STREET Designs

Color selections created by:
Main Street Designs of Georgia, LLC
www.MainStreetDesignsLLC.com

Please Note: Colors are reproduced using printing inks, not actual paint. Always select colors from the manufacturer's color card for best representation of actual color. Colors may vary slightly in actual use due to area, sheen, surface, applications or lighting.

Exterior Color Collections
Illinois Division

February 07, 2020
LP Siding - White Trim
Different Siding

LPW-125-W-D

Shingle Roofing
CertainTeed
Architectural
Weathered Wood

Shingle Roofing
CertainTeed
3-Tab
Weathered Wood



Metal Roof
Mastic Metals
Terra Bronze

Shake/Board & Batten Siding
Storm

Horizontal Siding
Harbor Blue

Entry Door
Sealskin
SW 7675

Shutters
Tuxedo Gray

Garage Doors
CloPay
White

Windows
White

Gutters & Fascia
Glacier White

Trim
Glacier White

Brick Veneer
Brick Craft
Country Road





Manufactured Stone
Coronado Stone
Honey Ledge
Palomino

Stone Veneer
Arriscraft
Citadel
French Country

MAIN STREET Designs

Color selections created by:
Main Street Designs of Georgia, LLC
www.MainStreetDesignsLLC.com

Please Note: Colors are reproduced using printing inks, not actual paint. Always select colors from the manufacturer's color card for best representation of actual color. Colors may vary slightly in actual use due to area, sheen, surface, applications or lighting.

Exterior Color Collections
Illinois Division

February 07, 2020
LP Siding - White Trim
Different Siding

LPW-126-W-D

Shingle Roofing
CertainTeed
Architectural
Moire Black

Shingle Roofing
CertainTeed
3-Tab
Moire Black



Metal Roof
Mastic Metals
Terra Bronze

Shake/Board &
Batten Siding
Platinum Gray

Horizontal Siding
Storm

Entry Door
Tricorn Black
SW 6258

Shutters
Black

Garage Doors
CloPay
White

Windows
White

Trim
Glacier White

Gutters & Fascia
Glacier White

Brick Veneer
Brick Craft
Signature Blend





Manufactured Stone
Coronado Stone
Country Rubble
Grey Quartzite

Stone Veneer
Arriscraft
Citadel
French Country

MAIN STREET Designs

Color selections created by:
Main Street Designs of Georgia, LLC
www.MainStreetDesignsLLC.com

Please Note: Colors are reproduced using printing inks, not actual paint. Always select colors from the manufacturer's color card for best representation of actual color. Colors may vary slightly in actual use due to area, sheen, surface, applications or lighting.

Exterior Color Collections
Illinois Division

February 07, 2020
LP Siding - White Trim
Different Siding

LPW-127-W-D

Shingle Roofing
CertainTeed
Architectural
Moire Black

Shingle Roofing
CertainTeed
3-Tab
Moire Black



Metal Roof
Mastic Metals
Terra Bronze

Shake/Board &
Batten Siding
Platinum Gray

Horizontal Siding
Charcoal Smoke

Entry Door
Tricorn Black
SW 6258

Shutters
Black

Garage Doors
CloPay
White

Windows
White

Gutters & Fascia
Glacier White

Trim
Glacier White

Manufactured Stone
Coronado Stone
Country Rubble
Grey Quartzite

Brick Veneer
Brick Craft
Cedar Creek





Stone Veneer
Arriscraft
Citadel
French Country

MAIN STREET Designs

Color selections created by:
Main Street Designs of Georgia, LLC
www.MainStreetDesignsLLC.com

Please Note: Colors are reproduced using printing inks, not actual paint. Always select colors from the manufacturer's color card for best representation of actual color. Colors may vary slightly in actual use due to area, sheen, surface, applications or lighting.

Exterior Color Collections
Illinois Division

February 07, 2020
LP Siding - White Trim
Different Siding

LPW-128-W-D

Shingle Roofing
CertainTeed
Architectural
Weathered Wood

Shingle Roofing
CertainTeed
3-Tab
Weathered Wood



Metal Roof
Mastic Metals
Terra Bronze

Shake/Board &
Batten Siding
Juniper Ridge

Horizontal Siding
Canyon Drift

Entry Door
Status Bronze
SW 7034

Shutters
Wicker

Garage Doors
CloPay
White

Windows
White

Gutters & Fascia
Glacier White

Trim
Glacier White

Brick Veneer
Brick Craft
Campfire





Manufactured Stone
Coronado Stone
Honey Ledge
Palomino

Stone Veneer
Arriscraft
Citadel
French Country

MAIN STREET Designs

Color selections created by:
Main Street Designs of Georgia, LLC
www.MainStreetDesignsLLC.com

Please Note: Colors are reproduced using printing inks, not actual paint. Always select colors from the manufacturer's color card for best representation of actual color. Colors may vary slightly in actual use due to area, sheen, surface, applications or lighting.

Exterior Color Collections
Illinois Division

February 07, 2020
LP Siding - White Trim
Different Siding

LPW-129-W-D

Shingle Roofing
CertainTeed
Architectural
Moire Black

Shingle Roofing
CertainTeed
3-Tab
Moire Black



Metal Roof
Mastic Metals
Terra Bronze

Shake/Board &
Batten Siding
Natural Linen

Horizontal Siding
Storm

Entry Door
Sommelier
SW 7595

Shutters
Black

Garage Doors
CloPay
White

Windows
White

Trim
Glacier White

Gutters & Fascia
Glacier White

Brick Veneer
Brick Craft
Wabash





Manufactured Stone
Coronado Stone
Country Rubble
Grey Quartzite

Stone Veneer
Arriscraft
Citadel
Traditional Gray

MAIN STREET Designs

Color selections created by:
Main Street Designs of Georgia, LLC
www.MainStreetDesignsLLC.com

Please Note: Colors are reproduced using printing inks, not actual paint. Always select colors from the manufacturer's color card for best representation of actual color. Colors may vary slightly in actual use due to area, sheen, surface, applications or lighting.

Exterior Color Collections
Illinois Division

February 07, 2020
LP Siding - White Trim
Different Siding

LPW-130-W-D

Shingle Roofing
CertainTeed
Architectural
Moire Black

Shingle Roofing
CertainTeed
3-Tab
Moire Black



Metal Roof
Mastic Metals
Terra Bronze

Shake/Board &
Batten Siding
Glacier White

Horizontal Siding
Storm

Entry Door
Tricorn Black
SW 6258

Shutters
Black

Garage Doors
CloPay
White

Windows
White

Trim
Glacier White

Gutters & Fascia
Glacier White

Brick Veneer
Brick Craft
Country Road





Manufactured Stone
Coronado Stone
Honey Ledge
Palomino

Stone Veneer
Arriscraft
Laurier
Maple Sugar

MAIN STREET Designs

Color selections created by:
Main Street Designs of Georgia, LLC
www.MainStreetDesignsLLC.com

Please Note: Colors are reproduced using printing inks, not actual paint. Always select colors from the manufacturer's color card for best representation of actual color. Colors may vary slightly in actual use due to area, sheen, surface, applications or lighting.

Exterior Color Collections
Illinois Division

February 07, 2020
LP Siding - White Trim
Different Siding

LPW-131-W-D

Shingle Roofing
CertainTeed
Architectural
Weathered Wood

Shingle Roofing
CertainTeed
3-Tab
Weathered Wood



Metal Roof
Mastic Metals
Terra Bronze

Shake/Board & Batten Siding
Natural Linen

Horizontal Siding
Canyon Drift

Entry Door
Maison Blanche
SW 7526

Shutters
Musket Brown

Garage Doors
CloPay
White

Windows
White

Gutters & Fascia
Glacier White

Trim
Glacier White

Manufactured Stone
Coronado Stone
Tuscan Villa
Romano

Brick Veneer
Brick Craft
Cedar Creek



Stone Veneer
Arriscraft
Citadel
Algonquin

MAIN STREET Designs

Color selections created by:
Main Street Designs of Georgia, LLC
www.MainStreetDesignsLLC.com

Please Note: Colors are reproduced using printing inks, not actual paint. Always select colors from the manufacturer's color card for best representation of actual color. Colors may vary slightly in actual use due to area, sheen, surface, applications or lighting.

Exterior Color Collections
Illinois Division

February 07, 2020
LP Siding - White Trim
Different Siding

LPW-132-W-D

Shingle Roofing
CertainTeed
Architectural
Weathered Wood

Shingle Roofing
CertainTeed
3-Tab
Weathered Wood



Metal Roof
Mastic Metals
Terra Bronze

Shake/Board & Batten Siding
Monterey Sand

Horizontal Siding
Storm

Entry Door
Iron Ore
SW 7069

Shutters
Black

Garage Doors
CloPay
White

Windows
White

Gutters & Fascia
Glacier White

Trim
Glacier White

Brick Veneer
Brick Craft
Cutawba





Manufactured Stone
Coronado Stone
Tuscan Villa
Coastal Brown

Stone Veneer
Arriscraft
Laurier
Maple Sugar

MAIN STREET Designs

Color selections created by:
Main Street Designs of Georgia, LLC
www.MainStreetDesignsLLC.com

Please Note: Colors are reproduced using printing inks, not actual paint. Always select colors from the manufacturer's color card for best representation of actual color. Colors may vary slightly in actual use due to area, sheen, surface, applications or lighting.

Exterior Color Collections
Illinois Division

February 07, 2020
LP Siding - White Trim
Different Siding

LPW-133-W-D

Shingle Roofing
CertainTeed
Architectural
Moire Black

Shingle Roofing
CertainTeed
3-Tab
Moire Black



Metal Roof
Mastic Metals
Terra Bronze

Shake/Board &
Batten Siding
Monterey Sand

Horizontal Siding
Storm

Entry Door
Portico
SW 7548

Shutters
Tuxedo Gray

Garage Doors
CloPay
White

Windows
White

Gutters & Fascia
Glacier White

Trim
Glacier White

Manufactured Stone
Coronado Stone
Tuscan Villa
Romano

Brick Veneer
Brick Craft
Wabash



Stone Veneer
Arriscraft
Edge Rock
Delta

Color selections created by:
Main Street Designs of Georgia, LLC
www.MainStreetDesignsLLC.com

Please Note: Colors are reproduced using printing inks, not actual paint. Always select colors from the manufacturer's color card for best representation of actual color. Colors may vary slightly in actual use due to area, sheen, surface, applications or lighting.

Exterior Color Collections
Illinois Division

February 07, 2020
LP Siding - White Trim
Different Siding

LPW-134-W-D

Shingle Roofing
CertainTeed
Architectural
Weathered Wood

Shingle Roofing
CertainTeed
3-Tab
Weathered Wood



Metal Roof
Mastic Metals
Terra Bronze

Shake/Board &
Batten Siding
Vintage Wicker

Horizontal Siding
Storm

Entry Door
Ethereal Mood
SW 7639

Shutters
Tuxedo Gray

Garage Doors
CloPay
White

Windows
White

Gutters & Fascia
Glacier White

Trim
Glacier White

Manufactured Stone
Coronado Stone
Tuscan Villa
Romano

Brick Veneer
Brick Craft
Harvard





Stone Veneer
Arriscraft
Edge Rock
Glacier

MAIN STREET Designs

Color selections created by:
Main Street Designs of Georgia, LLC
www.MainStreetDesignsLLC.com

Please Note: Colors are reproduced using printing inks, not actual paint. Always select colors from the manufacturer's color card for best representation of actual color. Colors may vary slightly in actual use due to area, sheen, surface, applications or lighting.

Exterior Color Collections
Illinois Division

February 07, 2020
LP Siding - White Trim
Different Siding

LPW-135-W-D
(Premium)

Shingle Roofing
CertainTeed
Architectural
Weathered Wood

Shingle Roofing
CertainTeed
3-Tab
Weathered Wood



Metal Roof
Mastic Metals
Terra Bronze

Shake/Board & Batten Siding
Monterey Sand

Horizontal Siding
Deep Moss

Entry Door
Suitable Brown
SW 7054

Shutters
Wicker

Garage Doors
CloPay
White

Windows
White

Trim
Glacier White

Gutters & Fascia
Glacier White

Brick Veneer
Brick Craft
Signature Blend





Manufactured Stone
Coronado Stone
Country Rubble
Dakota Brown

Stone Veneer
Arriscraft
Citadel
Algonquin

MAIN STREET Designs

Color selections created by:
Main Street Designs of Georgia, LLC
www.MainStreetDesignsLLC.com

Please Note: Colors are reproduced using printing inks, not actual paint. Always select colors from the manufacturer's color card for best representation of actual color. Colors may vary slightly in actual use due to area, sheen, surface, applications or lighting.

Exterior Color Collections
Illinois Division

February 07, 2020
LP Siding - White Trim
Different Siding

LPW-136-W-D
(Premium)

Shingle Roofing
CertainTeed
Architectural
Weathered Wood

Shingle Roofing
CertainTeed
3-Tab
Weathered Wood



Metal Roof
Mastic Metals
Terra Bronze

Shake/Board &
Batten Siding
Platinum Gray

Horizontal Siding
Midnight Blue

Entry Door
Tricorn Black
SW 6258

Shutters
White

Garage Doors
CloPay
White

Windows
White

Trim
Glacier White

Gutters & Fascia
Glacier White

Brick Veneer
Brick Craft
Signature Blend



Manufactured Stone
Coronado Stone
Country Rubble
Grey Quartzite

Stone Veneer
Arriscraft
Laurier
Maple Sugar

MAIN STREET Designs

Color selections created by:
Main Street Designs of Georgia, LLC
www.MainStreetDesignsLLC.com

Please Note: Colors are reproduced using printing inks, not actual paint. Always select colors from the manufacturer's color card for best representation of actual color. Colors may vary slightly in actual use due to area, sheen, surface, applications or lighting.

Exterior Color Collections
Illinois Division

February 07, 2020
LP Siding - White Trim
Different Siding

LPW-137-W-D
(Premium)

Shingle Roofing
CertainTeed
Architectural
Pewter

Shingle Roofing
CertainTeed
3-Tab
Pewter

Image Not Available



Metal Roof
Mastic Metals
Terra Bronze

Shake/Board & Batten Siding
Monterey Sand

Horizontal Siding
Midnight Blue

Entry Door
Balanced Beige
SW 7037

Shutters
Wicker



Garage Doors
CloPay
White

Windows
White

Gutters & Fascia
Glacier White

Trim
Glacier White

Manufactured Stone
Coronado Stone
Country Rubble
Grey Quartzite

Brick Veneer
Brick Craft
Country Road





Stone Veneer
Arriscraft
Edge Rock
Delta

MAIN STREET Designs

Color selections created by:
Main Street Designs of Georgia, LLC
www.MainStreetDesignsLLC.com

Please Note: Colors are reproduced using printing inks, not actual paint. Always select colors from the manufacturer's color card for best representation of actual color. Colors may vary slightly in actual use due to area, sheen, surface, applications or lighting.

Exterior Color Collections
Illinois Division

February 07, 2020
LP Siding - White Trim
Different Siding

LPW-138-W-D
(Premium)

Shingle Roofing
CertainTeed
Architectural
Weathered Wood

Shingle Roofing
CertainTeed
3-Tab
Weathered Wood



Metal Roof
Mastic Metals
Terra Bronze

Shake/Board & Batten Siding
Vintage Wicker

Horizontal Siding
Deep Moss

Entry Door
Andiron
SW 6174

Shutters
Wicker

Garage Doors
CloPay
White

Windows
White

Trim
Glacier White

Gutters & Fascia
Glacier White

Brick Veneer
Brick Craft
Bellevidere





Manufactured Stone
Coronado Stone
Country Rubble
Coastal Brown

Stone Veneer
Arriscraft
Shadow Stone
Sierra

MAIN STREET Designs

Color selections created by:
Main Street Designs of Georgia, LLC
www.MainStreetDesignsLLC.com

Please Note: Colors are reproduced using printing inks, not actual paint. Always select colors from the manufacturer's color card for best representation of actual color. Colors may vary slightly in actual use due to area, sheen, surface, applications or lighting.

Exterior Color Collections
Illinois Division

February 07, 2020
LP Siding - White Trim
Different Siding

LPW-139-W-D
(Premium)

Shingle Roofing
CertainTeed
Architectural
Moire Black

Shingle Roofing
CertainTeed
3-Tab
Moire Black



Metal Roof
Mastic Metals
Terra Bronze

Shake/Board & Batten Siding
Vintage Wicker

Horizontal Siding
Fired Brick

Entry Door
Black Fox
SW 7020

Shutters
Musket Brown

Garage Doors
CloPay
White

Windows
White

Gutters & Fascia
Glacier White

Trim
Glacier White

Manufactured Stone
Coronado Stone
Country Rubble
Coastal Brown

Brick Veneer
Brick Craft
Signature Blend





Stone Veneer
Arriscraft
Citadel
Desert Brown

MAIN STREET Designs

Color selections created by:
Main Street Designs of Georgia, LLC
www.MainStreetDesignsLLC.com

Please Note: Colors are reproduced using printing inks, not actual paint. Always select colors from the manufacturer's color card for best representation of actual color. Colors may vary slightly in actual use due to area, sheen, surface, applications or lighting.

Exterior Color Collections
Illinois Division

February 07, 2020
LP Siding - White Trim
Different Siding

LPW-140-W-D
(Premium)

Shingle Roofing
CertainTeed
Architectural
Weathered Wood

Shingle Roofing
CertainTeed
3-Tab
Weathered Wood



Metal Roof
Mastic Metals
Terra Bronze

Shake/Board & Batten Siding
Coastal Sage

Horizontal Siding
Deep Moss

Entry Door
Latte
SW 6108

Shutters
White



Garage Doors
CloPay
White

Windows
White

Gutters & Fascia
Glacier White

Trim
Glacier White

Manufactured Stone
Coronado Stone
Tuscan Villa
Coastal Brown

Brick Veneer
Brick Craft
Cutawba





Stone Veneer
Arriscraft
Edge Rock
Glacier

MAIN STREET Designs

Color selections created by:
Main Street Designs of Georgia, LLC
www.MainStreetDesignsLLC.com

Please Note: Colors are reproduced using printing inks, not actual paint. Always select colors from the manufacturer's color card for best representation of actual color. Colors may vary slightly in actual use due to area, sheen, surface, applications or lighting.

Exterior Color Collections
Illinois Division

February 07, 2020
LP Siding - White Trim
Different Siding

LPW-141-W-D
(Premium)

Shingle Roofing
CertainTeed
Architectural
Weathered Wood

Shingle Roofing
CertainTeed
3-Tab
Weathered Wood



Metal Roof
Mastic Metals
Terra Bronze

Shake/Board & Batten Siding
Monterey Sand

Horizontal Siding
Midnight Blue

Entry Door
Song Thrush
SW 9112

Shutters
Wicker

Garage Doors
CloPay
White

Windows
White

Trim
Glacier White

Gutters & Fascia
Glacier White

Brick Veneer
Brick Craft
Wabash





Manufactured Stone
Coronado Stone
Country Rubble
Grey Quartzite

Stone Veneer
Arriscraft
Citadel
Traditional Gray

MAIN STREET Designs

Color selections created by:
Main Street Designs of Georgia, LLC
www.MainStreetDesignsLLC.com

Please Note: Colors are reproduced using printing inks, not actual paint. Always select colors from the manufacturer's color card for best representation of actual color. Colors may vary slightly in actual use due to area, sheen, surface, applications or lighting.

Exterior Color Collections
Illinois Division

February 07, 2020
LP Siding - White Trim
Different Siding

LPW-142-W-D
(Premium)

Shingle Roofing
CertainTeed
Architectural
Moire Black

Shingle Roofing
CertainTeed
3-Tab
Moire Black



Metal Roof
Mastic Metals
Terra Bronze

Shake/Board &
Batten Siding
Natural Linen

Horizontal Siding
Charcoal Smoke

Entry Door
Tricorn Black
SW 6258

Shutters
Black

Garage Doors
CloPay
White

Windows
White

Trim
Glacier White

Gutters & Fascia
Glacier White

Brick Veneer
Brick Craft
Cutawba





Manufactured Stone
Coronado Stone
Country Rubble
Grey Quartzite

Stone Veneer
Arriscraft
Citadel
French Country

MAIN STREET Designs

Color selections created by:
Main Street Designs of Georgia, LLC
www.MainStreetDesignsLLC.com

Please Note: Colors are reproduced using printing inks, not actual paint. Always select colors from the manufacturer's color card for best representation of actual color. Colors may vary slightly in actual use due to area, sheen, surface, applications or lighting.

Exterior Color Collections
Illinois Division

February 07, 2020
LP Siding - White Trim
Different Siding

LPW-143-W-D
(Premium)

Shingle Roofing
CertainTeed
Architectural
Moire Black

Shingle Roofing
CertainTeed
3-Tab
Moire Black

Horizontal Siding
Charcoal Smoke

Shutters
Black

Windows
White

Trim
Glacier White

Brick Veneer
Brick Craft
Ashbury



Metal Roof
Mastic Metals
Terra Bronze

Shake/Board &
Batten Siding
Storm

Entry Door
Tricorn Black
SW 6258

Garage Doors
CloPay
White

Gutters & Fascia
Glacier White

Manufactured Stone
Coronado Stone
Country Rubble
Grey Quartzite

Stone Veneer
Arriscraft
Citadel
Traditional Gray

MAIN STREET Designs

Color selections created by:
Main Street Designs of Georgia, LLC
www.MainStreetDesignsLLC.com

Please Note: Colors are reproduced using printing inks, not actual paint. Always select colors from the manufacturer's color card for best representation of actual color. Colors may vary slightly in actual use due to area, sheen, surface, applications or lighting.

Exterior Color Collections
Illinois Division

February 07, 2020
LP Siding - White Trim
Different Siding

LPW-144-W-D
(Premium)

Shingle Roofing
CertainTeed
Architectural
Weathered Wood

Shingle Roofing
CertainTeed
3-Tab
Weathered Wood



Metal Roof
Mastic Metals
Terra Bronze

Shake/Board & Batten Siding
Vintage Wicker

Horizontal Siding
Midnight Blue

Entry Door
Gray Matters
SW 7066

Shutters
Wicker

Garage Doors
CloPay
White

Windows
White

Trim
Glacier White

Gutters & Fascia
Glacier White

Brick Veneer
Brick Craft
Cutawba





Manufactured Stone
Coronado Stone
Tuscan Villa
Coastal Brown

Stone Veneer
Arriscraft
Laurier
Maple Sugar

Color selections created by:
Main Street Designs of Georgia, LLC
www.MainStreetDesignsLLC.com

Please Note: Colors are reproduced using printing inks, not actual paint. Always select colors from the manufacturer's color card for best representation of actual color. Colors may vary slightly in actual use due to area, sheen, surface, applications or lighting.

Exterior Color Collections
Illinois Division

February 07, 2020
LP Siding - White Trim
Different Siding

LPW-145-W-D
(Premium)



Shingle Roofing
CertainTeed
Architectural
Weathered Wood

Shingle Roofing
CertainTeed
3-Tab
Weathered Wood

Metal Roof
Mastic Metals
Terra Bronze

Shake/Board & Batten Siding
Monterey Sand

Horizontal Siding
Fired Brick

Entry Door
Quiver Tan
SW 6151

Shutters
Musket Brown

Garage Doors
CloPay
White

Windows
White

Trim
Glacier White

Gutters & Fascia
Glacier White

Brick Veneer
Brick Craft
Bellevidere

Manufactured Stone
Coronado Stone
Tuscan Villa
Romano

Stone Veneer
Arriscraft
Citadel
French Country

MAIN STREET Designs

Color selections created by:
Main Street Designs of Georgia, LLC
www.MainStreetDesignsLLC.com

Please Note: Colors are reproduced using printing inks, not actual paint. Always select colors from the manufacturer's color card for best representation of actual color. Colors may vary slightly in actual use due to area, sheen, surface, applications or lighting.

Exterior Color Collections
Illinois Division

February 07, 2020
LP Siding - White Trim
Different Siding

LPW-146-W-D
(Premium)

Shingle Roofing
CertainTeed
Architectural
Moire Black

Shingle Roofing
CertainTeed
3-Tab
Moire Black



Metal Roof
Mastic Metals
Terra Bronze

Shake/Board &
Batten Siding
Monterey Sand

Horizontal Siding
Charcoal Smoke

Entry Door
Urban Putty
SW 7532

Shutters
Wicker

Garage Doors
CloPay
White

Windows
White

Trim
Glacier White

Gutters & Fascia
Glacier White

Brick Veneer
Brick Craft
Wabash



Manufactured Stone
Coronado Stone
Honey Ledge
Palomino



Stone Veneer
Arriscraft
Citadel
Algonquin

MAIN STREET Designs

Color selections created by:
Main Street Designs of Georgia, LLC
www.MainStreetDesignsLLC.com

Please Note: Colors are reproduced using printing inks, not actual paint. Always select colors from the manufacturer's color card for best representation of actual color. Colors may vary slightly in actual use due to area, sheen, surface, applications or lighting.

Exterior Color Collections
Illinois Division

February 07, 2020
LP Siding - White Trim
Different Siding

LPW-147-W-D

Shingle Roofing
CertainTeed
Architectural
Moire Black

Shingle Roofing
CertainTeed
3-Tab
Moire Black



Metal Roof
Mastic Metals
Black

Shake/Board & Batten Siding
Glacier White

Horizontal Siding
Glacier White

Entry Door
Tricorn Black
SW 6258

Shutters
Black



Garage Doors
CloPay
White

Windows
White

Gutters & Fascia
Glacier White

Trim
Glacier White

Manufactured Stone
Coronado Stone
Country Rubble
Gray Quartzite

Painted Brick
Naturel
SW 7542





Stone Veneer
Arriscraft
Citadel
French Country

MAIN STREET Designs

Color selections created by:
Main Street Designs of Georgia, LLC
www.MainStreetDesignsLLC.com

Please Note: Colors are reproduced using printing inks, not actual paint. Always select colors from the manufacturer's color card for best representation of actual color. Colors may vary slightly in actual use due to area, sheen, surface, applications or lighting.

418 Main Street | Lemont, IL 60439

TO: Village Board Committee of the Whole Meeting
FROM: Chris Smith, Finance
THROUGH: Darshana Prakash, Assistant Finance Director
George Schafer, Village Administrator
SUBJECT: Proposed Fiscal Year 2022-23 Annual Operating Budget
DATE: March 21, 2022

SUMMARY/BACKGROUND
The department heads, and other Village staff have worked hard to present to the Village Board and Lemont residents with a FY2022-23 Proposed Annual Operating Budget.

Over the course of several years, Lemont has made many successful strides in the economic development area. These initiatives are paying off with sales taxes revenue exceeding previous years actuals over 30%. For FY 2022-23 staff is projecting gross sales tax revenue to surpass $3 million. Permit revenue continues to be strong . Vehicle sticker program continues to be over is over 85% compliant. Income tax is another major revenue for the Village. Staff believes that the economy will remain strong however, the risk factors of inflation and the Russia/Ukraine conflict are prevalent and thus we continue to be conservative with our forecast.

Expenditures and cost control were also reviewed in detail during the budget process. Due to rising utility costs, many line items needed to be increased. Fuel costs were increased 33% as well as vehicle maintenance supplies. Additionally, new for this year are water expenses. Historically, we did not bill the municipal facilities for water usage; however, after the Lake Michigan analysis staff believes that all costs need to be accounted for.

The Proposed FY2021-23 Annual Operating Budget is on the Village's website www.lemont.il.us under the Budget section. On March 814h the Village Board held its first public hearing for the budget and on April 11th the second public hearing is scheduled. The Budget Ordinance, Fee Ordinance, and Pay Plan are scheduled to be adopted on April 11, 2022.

ANALYSIS

Consistency with Village Policy
Budget (if applicable)

STAFF RECOMMENDATION
Discuss the FY2022-23 Proposed Annual Operating Budget

BOARD ACTION REQUESTED
Review and advise the FY2022-23 Proposed Annual Operating Budget

ATTACHMENTS

1st draft proposed budget.pdf

VILLAGE OF
LEMONT

Fiscal Year 2022-23

Proposed Annual Operating Budget

March 4, 2022

Mayor and Village Board,

We are pleased to present to you the proposed Annual Operating Budget and Capital Plan for the fiscal year beginning May 1, 2022. (FY23).

The Village staff has worked hard to present to you this year's budget. As previously stated at the previous Committee of the Whole meetings, the Village's major revenue sources are increasing. Unfortunately, the last two weeks we have been faced by many upsetting global issues. These issues may cause changes in the Village's revenues. As in the past, staff monitors all issues and will adjust the budget accordingly.

The other estimated revenues are based upon the historical trends and estimates from outside organizations. Retail sales tax and non-home rule sales tax increased drastically due to the "Leveling the Playing Field for Illinois Retail Act" that was implemented by Illinois state government. As of January 2021, all internet sales will be charged the rate the consumer lives in and the sales tax will be given to that specific town. This change increased sales tax for Lemont; however the local use tax decreased.

During budget preparation, public works staff updated the Village's building maintenance program with a 1, 5, and 10 year forecast. The building maintenance includes but is not limited to municipal buildings. The Village buildings are aging thus repairs in the next five to ten year include new roof, HVAC, etc.

GENERAL ECONOMIC OVERVIEW

Overall, the US economy is growing. Unemployment is coming down to levels before the pandemic and consumer confidence is high. People are spending. Economists predict that the growth will slow in 2022; however, the chances for a recession are slim. Inflation is still a threat on our economy. Staff did budget larger than standard increases in fuel, utilities, and overall operating expenses. Additionally, vehicle purchases are on backorder for several months. Thus many truck and vehicle purchases for FY23 have already been pre ordered with the Village Board's approval.

Staff did lower several growing revenues slightly due to the current situation with Russia and Ukraine.

State Shared Revenues

The Village receives various sources of revenue through the state, often referred to as state shared revenue. The state shared revenues are established by state statute, collected by the state and distributed to agencies on a per capita basis. The 2020 Census numbers were used in December 2021. Therefore, the Village is receiving more funds due to increased population. The chart below is per the IML website- the 2023 column is from the Review Magazine- February 2022. Staff has lowered the State Use revenue to account for the change in reporting internet sales.

	2014	2015	2016	2017	2018	2019	2020	2021	2022	2023
Income Tax	96.70	97.11	106.78	95.21	90.70	97.10	108.39	114.64	134.90	132.30
Motor Fuel Tax	24.56	24.03	25.63	25.43	25.93	25.46	24.94	20.69	23.00	23.50
State Use Tax	17.06	19.26	23.02	24.43	25.43	29.56	34.51	44.73	39.70	37.50
Total Per Capita	139.08	139.72	155.43	145.07	142.06	152.12	157.90	180.06	197.60	193.30

New:	**Transportation Renewal**	**11.21**	**14.79**	**16.90**	**17.70**

Income Tax

Over the course of several years, a major concern for municipalities has been the administration and payment of income tax under state law. Historically, several proposed bills, that were never passed, introduced new law reducing or eliminated this state shared revenue to the municipalities. In fact, when the temporary income tax occurred the municipal's share was dropped from 10% down to 6%. In 2015, the temporary increase expired; however, the municipal's share rose only to 8% of the collections. Unless a statutory change occurs, the percentage will remain at 8% of total collections until 2025. The year after the initial pandemic crisis the state income tax has increased on a per capita basis. For the FY2023 proposed budget staff used the IML estimates, which a slight reduction ($100,000) due to the issue in Europe.

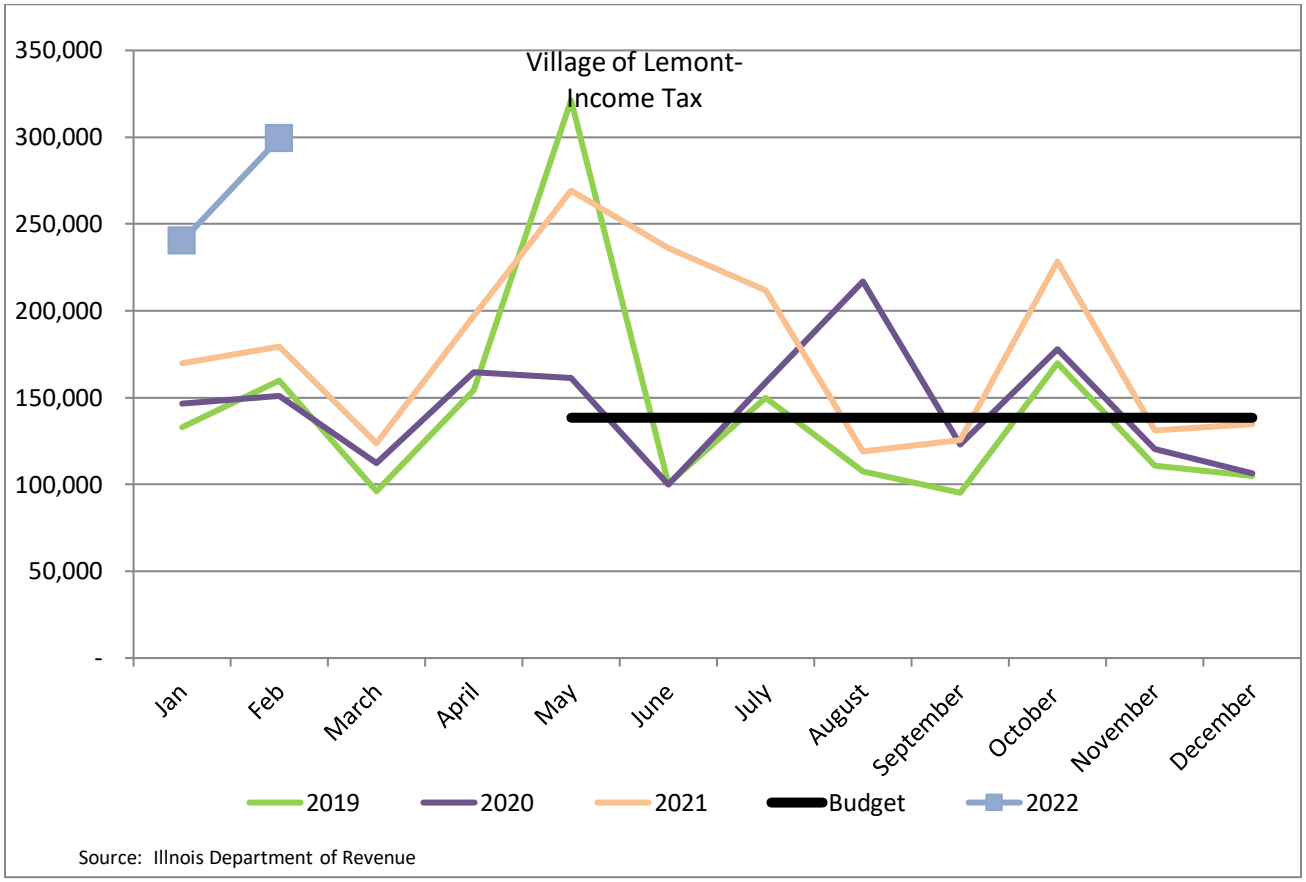

State Use Tax (Local Use Tax)

Effective January 2021, the new law states that the on-line revenue will be given to the resident's municipality. This revenue continues to be reduced; however, not proportionate to the increase in the retail sales tax. Similar to the income tax, staff used the IML estimates when budgeting this revenue. However, a 10% reduction or $60,000 annually was budget to be conservative. Here is the trend of this revenue:

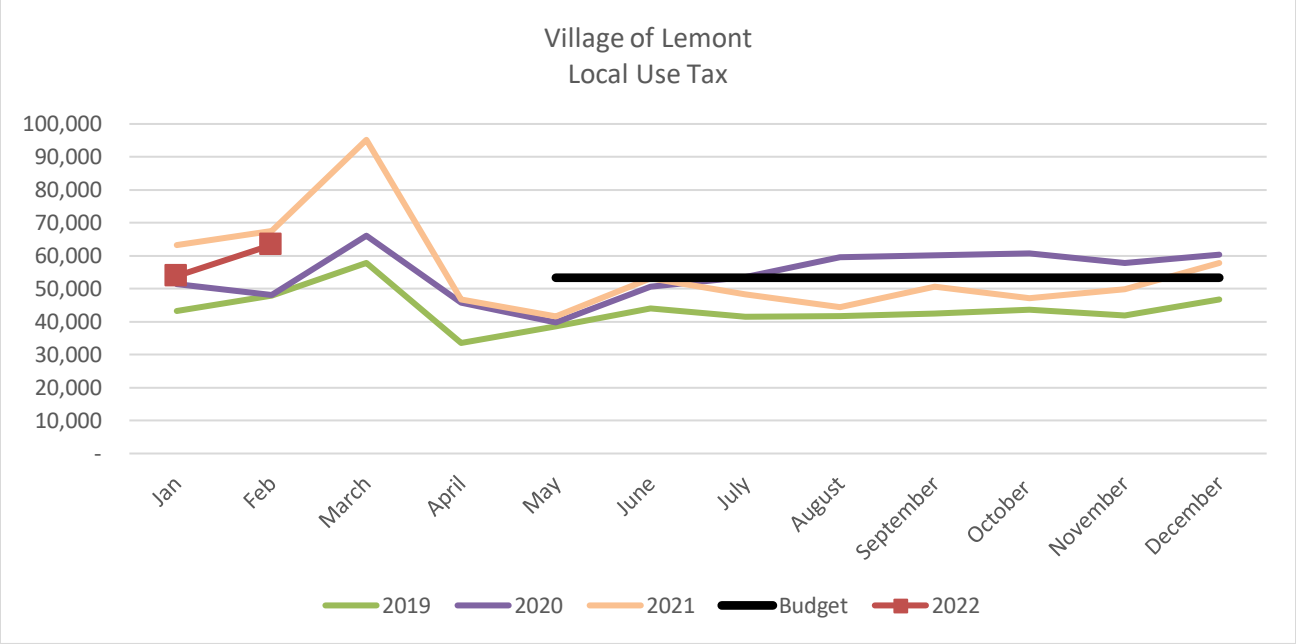

Motor Fuel Tax

The motor fuel tax fund (MFT) revenue has been very volatile over the last couple of years and similar to the income tax, the state used the funds to assist with balancing their budget. The funds collected are used for street infrastructure and road salt purchases. In FY20 the state began the transportation tax, which assisted to offset the declining MFT tax.

Sales Tax

Sales tax increasing over the last year due to the change in the internet sales, rise in consumer spending, and Lemont's increase in new businesses. As in year's past staff has always budgeted this revenue in a conservative manner. Staff is proposing to budget $2.9 million for the FY23 Budget which is consistent with the estimated FY22 revenue of $2.9 million.

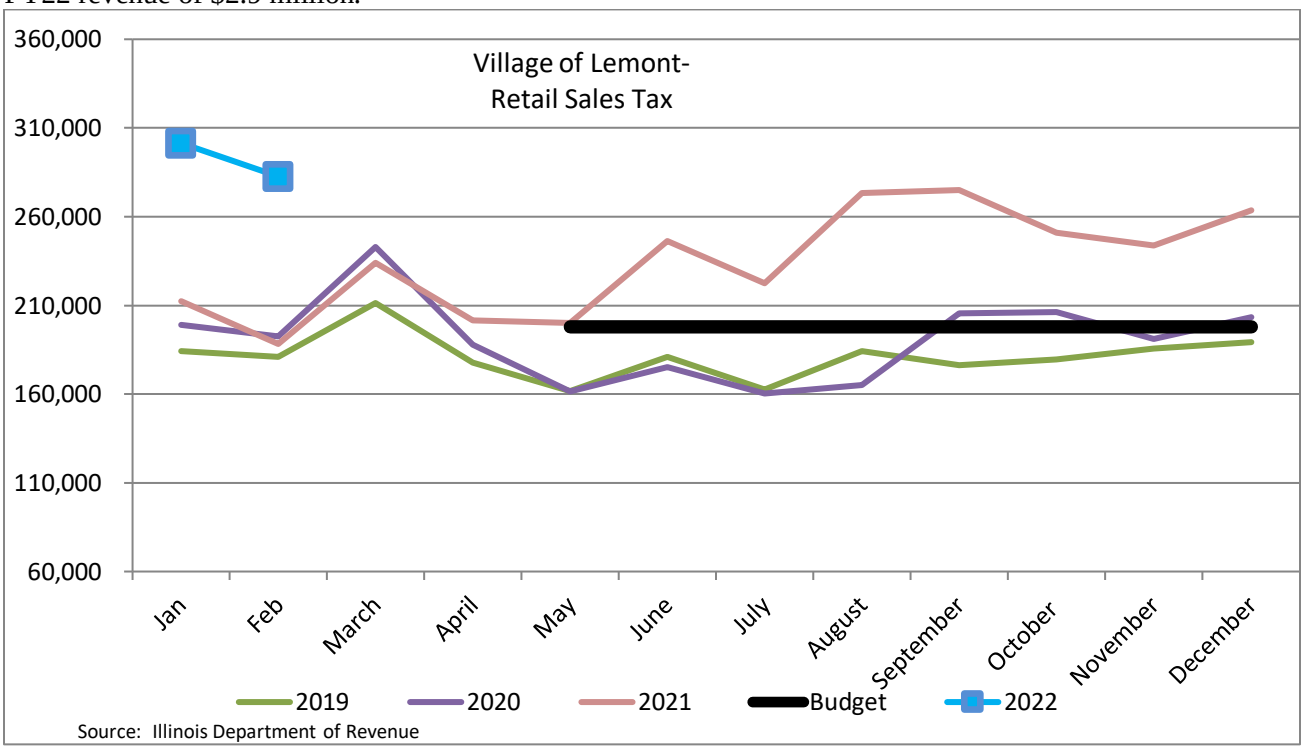

Miscellaneous Revenue

The housing market continues to remain strong, with several new subdivisions in the planning phase. Per the graph below, construction permits are at their highest level in over 10 years. The proposed FY2022-23 budget for permit revenue to be consistent with FY2021-22.

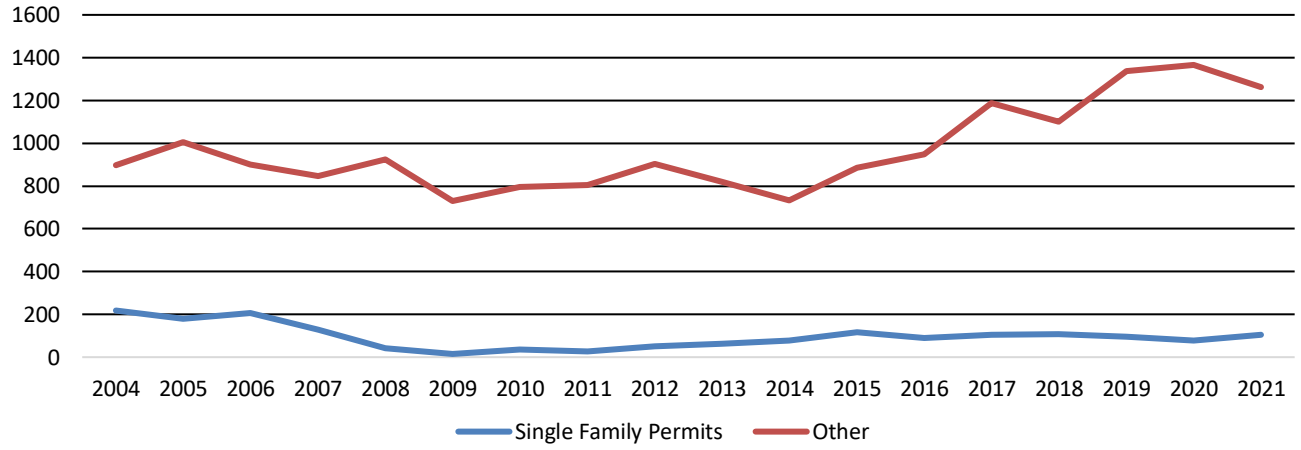

II. TOTAL BUDGET OVERVIEW

In November, staff entered in their requests into the budgeting system. Each position was budgeted through the Human Resources module, which automatically enters the information into the budgeting module. The Village Administrator met with each department head to discuss their requests. All maintenance, supply and service contracts have been entered into the system. All other operating expenditures are in line with the previous years with various increases to match anticipated inflationary costs. Merit increases of 3.5% are reflected in the proposal. Additionally, $600,00 is scheduled to be transferred to the new property maintenance fund.

For FY23 staff is proposing to add two additional Maintenance Workers in the Public Works department and one additional School Resource Officer in Police and a civilian Police Analyst.

The IMRF and Social Security fund has been eliminated with the FY22 budget and all expenditures relating to IMRF and Social Security are in the various divisions of the staff member.

In FY22 many trucks and vehicles were ordered due to the anticipated lead time. Staff entered items such as roof repair in the new property maintenance fund and updated the 10 year program. The budget for FY23 reflects year one of the program.

In February, the FY23-27 Capital Improvement Program was discussed with the Board and year one of the program in accounted for in this proposal.

III. GENERAL FUND

Listed below is a quick summary of proposed expenditures per department.

- Mayor and Village Boards- $92,364
- Administration- $1,102,735
- Finance- $506,031 - Transfers/Rebates $1,670,545
- Public Works- $2,035,526
- Police- $5,858,677
    - Pension $1,100,000
- Community Development- $1,105,707
- General Accounts- $363,750
- Legal- $208,000

-

The salt expenditures remains in the Motor Fuel Tax Fund.

According to the Village's financial policy, the target fund balance is 35% of operating expenditures (expenditures excluding capital and one-time transfers). The General Fund fund balance is estimated to be at 46%.

II. WORKING CASH FUND

This fund represents a cash flow fund that provides financial cushion in case of unanticipated expenses or lagging real estate taxes.

III. TIF FUNDS

The Village has five TIF Districts that it oversees and administers for facilitating redevelopment in designated areas of the Village.

Gateway TIF-The Village received an initial EAV and first increment from this TIF in FY11. Due to the turn in the market, the Gateway TIF has not seen an increment in several years. The Village has disconnected various properties from this TIF in FY17. Thus in FY18 this TIF saw its first increment since inception. This fund is used for debt service payments and a small infrastructure project.

Canal District TIF- The Canal district was established in 2005. Significant work has been done with the increment including a Parking Garage, pathways, streetscape, etc. Revenue for the TIF has decreased significantly. For FY23 the only expenditures will be debt service payments.

Main/Archer TIF- the Main/Archer TIF was established in 2017. The Village is looking to redevelop this area, as it is connect to the Gateway of the Village. In FY23, the Village will receive funds for the purchase of the property. The funds will be used to pay for debt service and repayment of interfund loans.

TOD TIF- the TOD TIF was established in 2018. The Village is looking to redevelop this area in the downtown.

I & M TIF- the I & M TIF was established in 2020. The Village is looking to redevelop this area in the downtown.

IV. WATER AND SEWER FUND

The Water & Sewer Fund is the designated fund for the receipt of all water and sewer revenues and expenditures. The revenues include cost of service, connection fees, and grants. Historically, there is a rate increase of 3% for the water each October. For FY23 staff is proposing a rate increase of 4% for Water and increase in the flat sewer rate of $10 effective May 1st. This increase will assist with the increase cost of the operations. Operational and capital expenditures are included in this fund. Additionally, in FY23 the Village is building a Water Tower. Bond funds issued in FY22 will be used to fund this project.

V. MOTOR FUEL TAX FUND

The MFT fund is support by state shared revenue. This revenue is distributed from the state based on the municipality's population. Funds have been reduced based upon consumer's consumption of fuel. As mentioned earlier, a new revenue Transportation Renewal has been added. In FY21, the State announced a Rebuild Illinois initiative where the Village will receive 4 payments of $175K. These funds will be used for road restructuring.

VI. INFRASTRUCTURE FUND

As previously stated the 1% non-home rule sales tax implemented July 1st is used to fund infrastructure projects. For FY23 a total of $2 million is budget for capital projects.

VII. IMRF FUND

The Illinois Municipal Retirement Fund represents the state-mandated pension fund for all non-sworn personnel working more than 1,000 hours per year. The amount is levied annually. Effective FY22 this fund has been dissolved and the revenues and expenditures are reflected in the General Fund.

VIII. SOCIAL SECURITY FUND

This fund represents the federally mandated fund that affects all staff except sworn officers. The amount needed is levied annually. Similar to the IMRF Fund, effective FY22 this fund has been dissolved and the revenues and expenditures are reflected in the General Fund.

IX. PARKING LOT FUND

The Parking Lot Fund is designated fund for all revenues and expenditures associated with the Metra Commuter lot. The expenditures cover maintenance costs of the lot and parking machines. Historically, the revenues are based upon cost of service and annual permits. In FY22, staff converted this revenue to 100% daily parking.

X. POLICE PENSION FUND

The Police Pension Fund represents the state-mandated pension system for all sworn Police personnel. Annually the Police Pension President requests a tax levy amount from the Village. Historically the Village Board approved the levy request with additional funding.

The FY2022-23 Proposed Budget represents a concerted effort on the part of the budget team and all departments to meet service demand subject to available revenues, both in the current year and in the years to come.

Sincerely,

George Schafer
Village Administrator

Christina Smith
Finance Director

418 Main Street
Lemont IL 60439

p 630.257.1550
f 630.257.1598

vlemont@lemont.il.us
www.lemont.il.us

Village of Lemont

Fiscal Year 2022-23
Proposed Annual Operating Budget
Table of Contents

Budget Memo 2-7
Position Listing 9-10
Revenues Summary by Fund.....11
Appropriations Summary by Fund 12
Fund Balance-History and Projection 13
General Fund Revenue- Pie Chart 14
General Fund Expenditure- Pie Chart.....15
Village Board Goals and Accomplishments.....16
Administration Goals and Accomplishments.....17-22
Finance Goals and Accomplishments 23-27
Police Goals and Accomplishments.....28-33
Public Works Goals and Accomplishments.....34-38
Community Development Goals and Accomplishments 39-42
Motor Fuel Tax Fund Revenue/Expenditures 43
Road Improvement Fund/Infrastructure Revenue/Expenditures.....44
Water & Sewer.....45
Budget Worksheet Report 46-104

Village of Lemont
Position Listing

Full Time

	Authorized FY2019-20	Authorized FY2020-21	Authorized FY2021-22	Proposed FY2022-23
Administration				
Village Administrator	1	1	1	1
Human Resources Manager	1	1	1	1
Community Relations Manager/Executive Asst	1	1	1	1
Special Events and Digital Media Coordinator	1	1	1	1
Community Development				
Community Development Director	1	1	1	1
Community Development Manager	1	1	1	1
Building Code Compliance Inspector	1	1	1	1
Permit Tech	3	3	3	3
Chief Building Official	1	1	1	1
Finance Department				
Finance Director/Treasurer	1	1	1	1
Accounting Manager	1	0	0	0
Assistant Finance Director	0	1	1	1
Finance/Management Analyst	0	0	1	1
Police				
Chief of Police	1	1	1	1
Commander	2	2	2	2
Sergeants	4	4	4	4
Police Officers	15	15	17	18
Community Service Officer	1	1	1	1
Police Office Manager	1	1	1	1
Police Records Supervisor	1	1	1	1
Police Records Specialist	1	1	1	1
Nusance Officer/ Public Safety Enforcement Specialist	1	1	1	1
Police IT	0	0	0	1
Public Works				
Public Works Director	1	1	1	1
Water/Sewer Operations Superintendent	1	1	1	1
Water Operator/Inspector	1	1	1	1
Public Works Operations Superintendent	1	1	1	1
Procurement and Budget Coordinator	1	1	1	1
Fleet Manager	1	1	1	1
Mechanic	1	1	1	1
Crew Leaders	3	3	3	3
Maint Workers 1 & II	9	10	10	12
Water Billing Supervisor	1	1	1	1
Administrative Assistant	1	1	1	1
Total Full Time	61	62	65	69

Village of Lemont
Position Listing

Part Time

	Authorized FY2019-20	Authorized FY2020-21	Authorized FY2021-22	Proposed FY2022-23
Administration				
Admin Asst/Analyst	1	1	1	1
Community Development				
Plumbing Inspectors	2	2	2	2
Electrical Inspectors	1	1	1	1
Records Clerk	0.5	0.5	0.5	0.5
Finance Department				
Front Desk Clerk	2	2	2	2
Accountant	1	1	1	1
Records Clerk	0.5	0.5	0.5	0.5
Police				
Police Officers	11	11	11	11
Accedidation Manager	0	0	0	0
Crime Prevention Officer	0	0	0	0
Crossing Guards	3	2	2	2
Records Clerk	1	2	2	2
Records Asisstant	2	1	1	1
Police Evidence Custodian	0	0	0	0
LEMA Director	1	1	1	1
LEMA Deputy Director	1	1	1	1
Summer Worker	1	1	1	1
Public Works				
Meter Reader	1	1	1	1
Summer Worker	10	10	10	10
Total Part Time Positions	**39**	**38**	**38**	**38**
Police (volunteer positions)				
LEMA	11	11	11	11

Village of Lemont, Illinois
Revenue Summary by Fund

	Actual 2019-20	Actual 2020-21	Adopted 2021-22	Amended 2021-22	Proposed 2022-23
General Fund	$12,673,380	$13,007,267	$12,440,328	$13,369,328	$14,355,669
Working Cash Fund	(24)	(406)	-	-	-
Debt Service	1,524,004	3,642,198	1,093,935	1,093,935	970,545
IMRF Fund	403,965	435,375	455,000		-
Social Security	273,425	289,878	305,000		-
Murderer & Violent Offender Fund	-		-	-	-
Motor Fuel Tax Fund	607,841	1,144,599	1,346,500	1,346,500	757,400
State Forfeiture Fund	-		-	-	-
State DUI Fund	4,686	1,696	-	-	-
Vehicle Replacement Fund	1,644	724	-	-	-
Downtown TIF Fund	-		-	-	-
Main/Archer TIF	2,293,000	305,100	282,375	282,375	282,475
Canal TIF District	286,824	384,765	414,060	414,060	310,850
TOD TIF	33,097	94,639	135,000	135,000	160,000
Gateway TIF District	1,478,150	219,956	320,000	320,000	355,445
I&M TIF	8,207	25,000	50,000	50,000	100,000
Special Service Area #1	-		-	-	-
Gateway Property Acquisition Fund	-		2,436,125	2,436,125	-
Road Improvement Fund	-		-	-	-
General Capital Improvement Fund	-		-	-	-
Village Hall Improvement Fund	-		-	-	-
Infrastructure Fund	1,634,995	2,390,520	2,364,000	2,364,000	2,805,500
Property Maint Fund	-	260,000	225,000	225,000	600,000
Water & Sewer Fund	6,029,290	6,714,523	7,393,644	7,773,644	12,503,158
Parking Garage Fund	481,405	75,260	-	-	-
Parking Lot Fund	97,129	23,785	51,048	51,048	48,024
Police Pension Fund	736,432	7,603,801	1,525,000	1,525,000	1,582,905
Revenue Grand Totals:	$28,567,450	$36,618,680	$30,837,015	$31,386,015	$34,831,971

Village of Lemont, Illinois
Appropriations Summary by Fund

	Actual 2019-20	Actual 2020-21	Adopted 2021-22	Amended 2021-22	Proposed 2022-23
General Fund	$11,800,063	$11,985,813	$12,435,385	12,781,053	14,339,297
Debt Service	1,527,639	3,639,505	1,093,935	1,093,935	970,545
IMRF Fund	366,666	429,500	414,002	414,002	-
Social Security	283,250	298,520	297,756	297,756	-
Motor Fuel Tax Fund	410,644	454,912	1,346,500	1,346,500	757,400
Main/Archer TIF	2,292,698	285,469	282,375	282,375	282,375
Canal TIF District	359,738	367,883	414,060	414,060	310,850
TOD TIF	25,205	118,042	135,000	145,260	144,595
I&M TIF	8,207	21,984	-	16,080	-
Gateway TIF District	1,459,259	205,914	311,208	311,208	355,445
Infrastructure Fund	1,059,109	1,418,470	2,027,500	2,497,424	2,017,357
Property Maintenance Fund	-		223,958	223,958	600,000
Water & Sewer Fund	5,685,300	5,294,897	7,393,644	8,073,529	12,503,158
Parking Garage Fund	189,119	387,153	-		
Parking Lot Fund	79,067	63,012	51,048	51,048	48,024
Police Pension Fund	1,081,185	1,148,589	1,055,200	1,055,200	1,187,585
Expenditure Grand Totals:	$26,627,149	$26,119,663	$27,481,571	$29,003,388	$33,516,631

Village of Lemont
Fund Balance
History and Projection

	Actual FY2017-18	Actual FY2018-19	Actual FY2019-20	Actual FY2020-21	Projection FY2021-22	Proposed FY2022-23
General Fund	$ 2,970,545	$ 3,502,426	$ 4,375,744	$ 5,397,198	$ 5,450,384	$ 5,466,756
Motor Fuel Tax Fund	538,135	511,259	708,456	1,398,144	1,398,144	1,398,144
Main/Archer TIF	(22,626)	(45,638)	(25,707)	(25,707)	(25,707)	(25,727)
Canal TIF District	304,222	146,508	73,594	90,476	-	-
Gateway TIF District	(266,377)	(180,765)	(161,873)	(147,830)	(139,038)	(137,908)
TOD TIF Fund		(39,820)	(31,927)	(55,330)	(55,330)	(39,925)
Gateway Property Acq	(1,024,991)	(1,024,991)	(1,024,991)	(1,024,991)	(1,024,991)	(1,024,991)
Gateway Reserved Funds	-	-	-	-		2,000,000
ARPA	-	-	-	-	1,138,510	1,138,510
Social Security	21,589	26,877	17,052	8,411	-	-
IMRF	42,002	53,247	90,545	96,420	-	-
Debt Service	16,028	19,366	15,721	18,424	18,424	18,424
Infrastructure/Road Impr.	414,722	658,597	1,234,483	2,206,532	2,543,034	3,331,177
Working Cash	816,663	816,193	816,169	815,763	815,763	815,763
Water and Sewer	42,696,119	45,364,998	46,022,256	47,770,209	53,346,065	47,257,407
Parking Lot	149,584	223,966	534,320	570,605	540,002	544,533

General Fund
Revenue Summary

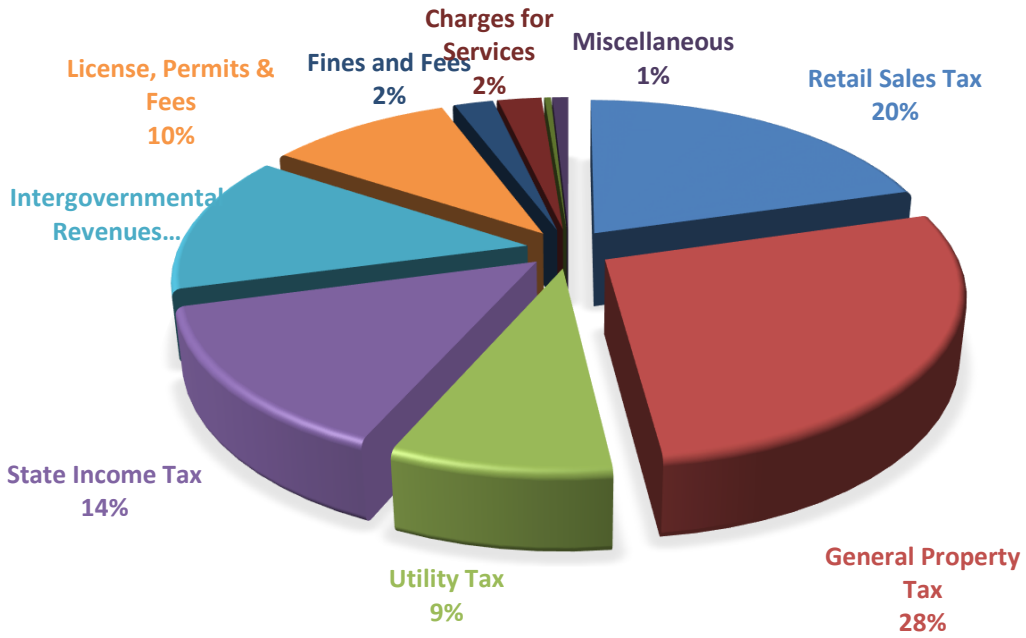

	Actual 2019-20	Actual 2020-21	Adopted 2021-22	Amended 2021-22	Proposed 2022-23
Retail Sales Tax	$ 2,236,758	$ 2,304,223	$ 2,375,000	$ 2,375,000	$ 2,940,000
General Property Tax	2,849,552	2,820,770	3,041,948	3,041,948	3,961,948
Utility Tax	1,275,191	1,202,484	1,270,000	1,270,000	1,225,000
State Income Tax	1,574,160	1,942,117	1,661,000	1,661,000	2,036,635
Intergovernmental Revenues	1,927,195	2,081,472	1,820,880	1,820,990	1,936,386
License, Permits and Fees	1,702,619	1,667,038	1,486,500	1,486,500	1,431,700
Fines and Fees	323,614	284,184	268,000	268,000	306,000
Charges for Services	356,833	342,433	363,000	363,000	343,000
Investment Income	160,543	61,606	50,000	50,000	50,000
Miscellaneous	266,917	113,148	104,000	104,000	125,000
Total:	**$ 12,673,382**	**$ 12,819,475**	**$ 12,440,328**	**$ 12,440,438**	**$ 14,355,669**

General Fund
Expenditure Summary

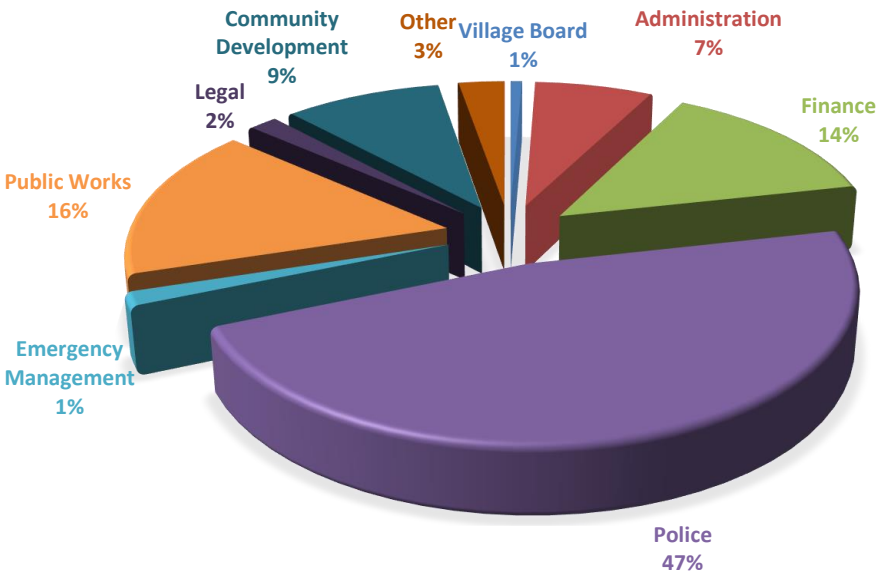

	Actual 2019-20	Actual 2020-21	Adopted 2021-22	Amended 2021-22	Proposed 2022-23
Village Board	$ 86,585	$ 67,611	$ 83,471	$ 83,471	$ 92,364
Administration	787,341	882,588	852,886	958,142	1,102,735
Finance	315,040	349,556	352,801	352,801	506,031
Interfund Trans/ Rebates	2,007,045	1,808,806	1,418,935	1,418,935	1,670,545
Police	4,981,766	5,448,595	5,858,677	5,951,275	6,591,766
Emergency Management	83,677	51,730	180,631	180,631	152,833
Public Works	2,011,732	1,761,407	2,035,526	2,149,191	2,367,740
Legal	197,216	162,043	208,000	208,000	190,000
Community Development	1,052,837	1,140,926	1,105,707	1,125,407	1,294,543
Other	276,824	312,551	338,751	353,201	370,740
Total:	**$ 11,800,063**	**$ 11,985,813**	**$ 12,435,385**	**$ 12,781,054**	**$ 14,339,297**

Village of Lemont

Expense Annual Budget by Account Classification Report

Village Board

	2020 Actual	2021 Actual	2022 Adopted Budget	2022 Amended Budget	2023 Proposed Budget
Personnel Services	$48,756	$48,865	$48,276	$48,276	$51,969
Professional Development	$32,593	$16,523	$29,095	$29,095	$34,095
Outside Services	$5,013	$2,163	$4,600	$4,600	$4,800
Materials & Supplies	$222	$60	$1,500	$1,500	$1,500
Other Expenses	$0	$0	$0	$0	$0
Expenditure Grand Totals:	$86,584	$67,611	$83,471	$83,471	$92,364

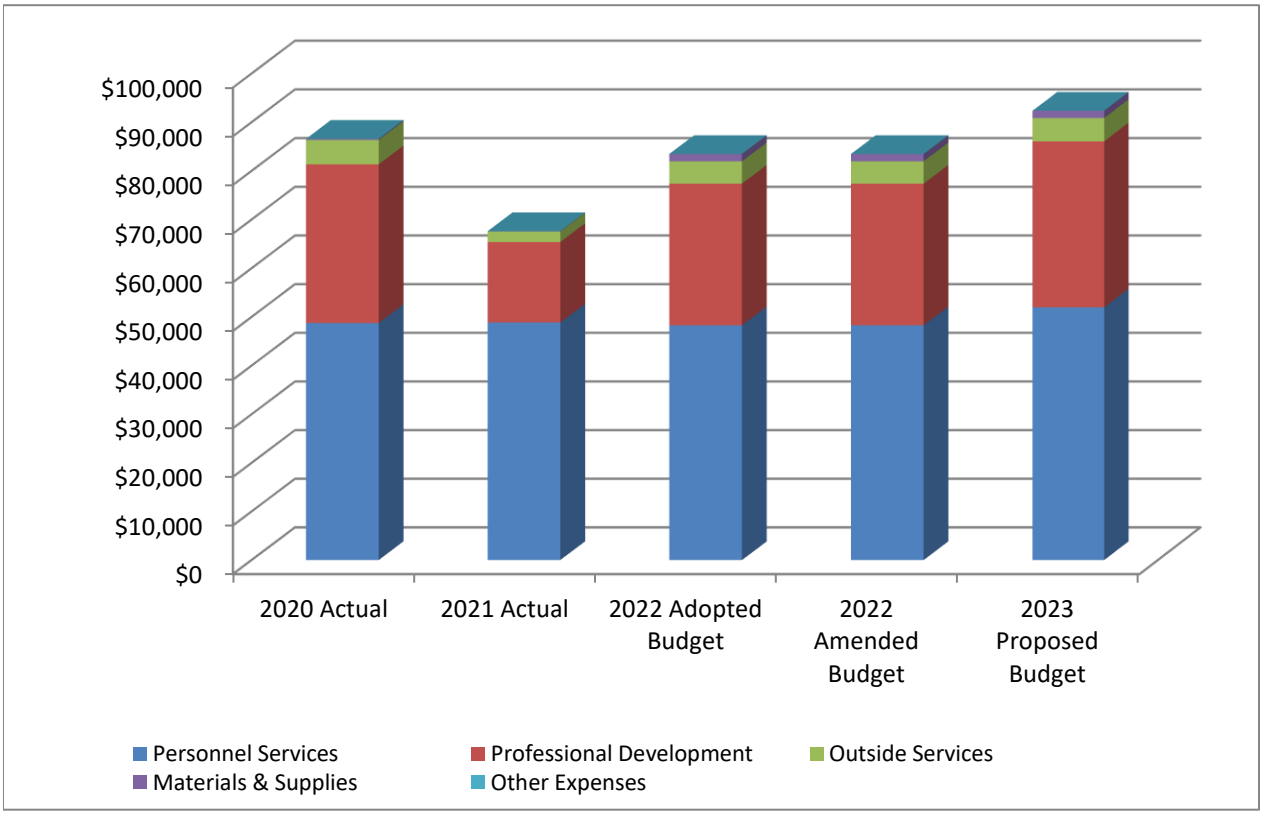

Departmental Summary- *Administration*

➢ *Description of Functions*

The Village Administrator is appointed by the Mayor and Village Board to implement Village Board policies and directives and to provide leadership and direction to all Village departments.

In addition to overseeing and coordinating the Village's day-to-day operations, the Administration Department is responsible for the preparation and administration of the human resource and employee benefits administration, Village board and committee meeting agendas, solid waste and recycling contracts, risk management and claims management, computer network administration, and intergovernmental relations. Under the direction of the Village Administrator and the Community Relations Manager, Administration oversees and coordinates the Village sponsored events and oversees all public information efforts including, websites, newsletters, social media, etc. Also under the direction of the Village Administrator, Administration is responsible for the oversight of the legal services function within the organization including corporate legal services, litigation services, labor services, Village prosecution services and bond/TIF counsel service. Information Technology administration for the Village is also under the umbrella of

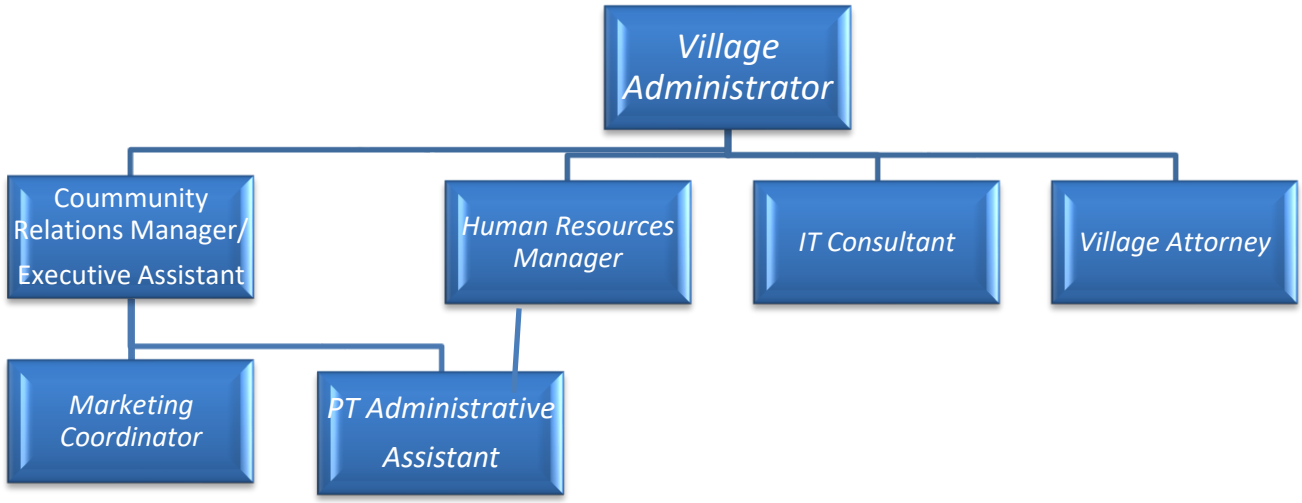

Fiscal Year	FY2019-20	FY2020-21	FY2021-22	FY2022-23
Total Positions				
Full Time	**4**	**4**	**4**	**4**
Part-Time	**1**	**1**	**1**	**1**

Departmental Summary - *Administration (con't)*

FY 2021-2022 Accomplishments

- **Strategic Priority 1 – Community Development**
  - In process of partnership with CITGO on annexation corridor for proposed Lemont West industrial area development and boundary expansion
  - Implemented several boundary initiatives for existing unincorporated pockets and other unincorporated territories
  - Secured State of Illinois grant application approval for ADA ramp improvements at Lemont Street pedestrian bridge and new pedestrian bridge east of Holmes
  - Finalized agreements with residential development west of Timberline Road, and negotiated path improvements from Township open space to New Ave.
  -
- **Strategic Priority 2- Community Image**
  - Implemented new online capital program and budget dashboards
  - Implemented annual community survey in conjunction with new strategic plan
  - Winter-fest event established and Light-up Lemont holiday season decorations enhanced

- **Strategic Priority 3 – Economic Vitality**
  - Completed real estate transfer from IDOT regarding Route 83 and Main Development; Cook County final remaining real estate issue in coordination leading to redevelopment agreement and final sale of properties in May/June 2022

- **Strategic Priority 4- Financial Sustainability**
  - Maintained and exceeded policies on fund balance dollars.
  - Solidified health care 18-month renewal, premiums remaining below previous pool.
  - Provided the Village Board with update financial information quarterly
  - Negotiated settlement of the Village's labor union contracts for a three-year term.

- **Strategic Priority 5 - Infrastructure Maintenance**
  - Completed comprehensive water supply and rate analysis; secured land for water storage tank and other public works related needs; issued alternative revenue bonds for water system; secured necessary easements for east side developments; process started for Lake Michigan water supply allocation through IDNR.
  - Established new funds for Village buildings; approved contracts for new roof and HVAC at Village Hall.

Departmental Summary - *Administration (con't)*

- Continued coordination with ICC and CN Rail on Walker/Boyer Road crossing.
- Finalized road system analysis

➢ **Strategic Priority 6- Operational Effectiveness**

- Evaluation process and selection process complete for online permit and licensing system; implementation underway
- Implemented new informational technology managed services contract and phase I security training program for all users.

FY 2022-2023 Goals and Objectives

➢ **Strategic Priority 1- Community Development**

- Finalize agreements with CITGO and MWRD on Lemont West industrial development potential; approve TIF agreements for Lemont West Industrial development.
- Oversee land use, development agreements and infrastructure planning for Lemont east residential developments

➢ **Strategic Priority 2- Community Image**

- Continue social media program and partnerships and downtown branding initiatives
- Special event planning for Village's upcoming 150th Anniversary year
- Implement dashboard for new Village strategic plan.

➢ **Strategic Priority 3- Economic Vitality**

- Oversee execution of land plans, title transfer and redevelopment agreements for Marbella of Lemont mixed used development
- Oversee execution of land plans, title transfer and redevelopment agreements for Bluestone development at Route 83 and Main Street site.

➢ **Strategic Priority 4- Financial Sustainability**

- Maintain reserves in excess of financial policies in the General Fund
- Fund Pension funds above the required actuarial contract; evaluate investment assumptions and fund pension accordingly – establish relevant targets and policies
- Complete permit fee analysis and update fee ordinance accordingly

- **Strategic Priority 5- Infrastructure Maintenance**
    - Approve bid for new water storage facility at Archer/Derby, begin site work and construction in 2022-2023.
    - Implement updated water rates and new rate structure.
    - Approve contracts/ agreements for new active transportation projects related to grant submittals through Southwest Conference of Mayors
    - Secure Lake Michigan water supply allocation from the IDNR
    - Obtain permit and funding plan for Walker/Boyer Road; Design and apply for additional rail safety/quiet zone improvements
    - Construct ADA ramp at Lemont street and pedestrian bridge east of Holmes Street; finalize grant paperwork

- **Strategic Priority 6- Operational Effectiveness**
    - Evaluate and Implement GIS program initiatives
    - Implement Online permitting and licensing solution.
    - Implement new leadership development program for next level employees
    - Succession planning program and employee training administration implemented
    - Approve and implement new strategic plan initiatives and action plans.
    - Pay Structure and Classification plan study for non-union staff

Departmental Summary - *Administration (con't)*

	ACTUAL	ACTUAL	ESTIMATED	PROJECTED
	FY 2019-20	FY 2020-21	FY 2021-22	FY 2022-23
Polco subscribers *	735	881	1,190	1,300
Resolutions Passed*	103	81	85	75
Ordinances Passed*	99	86	59	90
Facebook Followers*	5,030	5,656	6,106	6,500
Facebook Likes*	4,918	5,461	5,853	6,000
Facebook Posts*	290	300	295	305
Website Visits*	264,643	280,000	305,000	350,000
FOIA*	441	440	391	350
Annexed Acres*	0	50	64.73	280
Health Care Costs	$1,167,872	$1,156,440	$1,134,312	$1,191,027
% of General Fund Fund Balance	35.2%	46%	53%	46%
Legal Expenditures	284,494	203,043	185,346	190,000
Police Pension Funded Ratio	63.88	81.91	85.00	86.00
Police Pension Contributions	898,378	1,213,945	1,500,000	1,137,000
Police Pension Unfunded Liability	10,501,653	5,525,365	4,000,000	3,000,000
Police Pension Assets	18,569,847	25,024,055	26,000,000	27,000,000

*Represents calendar year

Village of Lemont

Expense Annual Budget by Account Classification Report

Administration

	2020 Actual	2021 Actual	2022 Adopted Budget	2022 Amended Budget	2023 Proposed Budget
Personnel Services	$446,641	$468,272	$424,346	$424,346	$509,347
Professional Development	$40,953	$38,249	$68,440	$68,440	$67,990
Outside Services	$247,713	$290,169	$318,800	$422,050	$423,350
Materials & Supplies	$34,669	$63,847	$15,000	$14,000	$76,200
Capital Outlay	$7,270	$9,204	$0	$2,006	$0
Other Expenses	$3,580	$6,848	$14,300	$14,300	$10,800
Expenditure Grand Totals:	**$780,826**	**$876,588**	**$840,886**	**$945,142**	**$1,087,687**
Lemont TV	$6,515	$6,000	$12,000	$12,000	$22,048

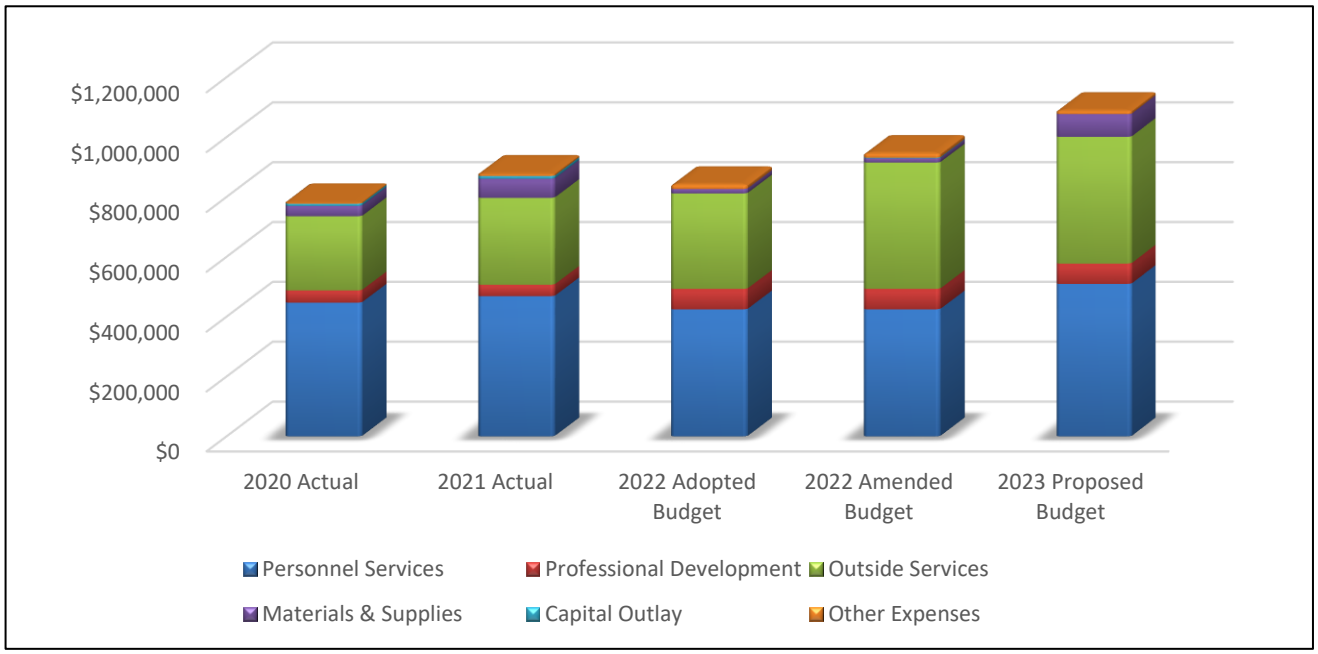

Departmental Summary- *Finance*

➢ *Mission Statement*

To provide municipal, financial services of the highest quality to the Residents and Businesses of the Village of Lemont, the Village Board, and the Staff, in an efficient and progressive manner, while safeguarding Village assets and upholding the Public Trust.

➢ *Description of Functions*

The Finance Department is responsible for maintaining the integrity of all financial systems, records, and functions of the Village in accordance with applicable laws, ordinances, policies, and procedures.

➢ *Services and Responsibilities*

- Maintain the accounting system
- Manage revenue collections
- Provide a system of internal control
- Maintain procurement standards
- Prepare annual and interim financial statements
- Prepare and produce Annual Operating Budget, Capital Improvement Program, and Comprehensive Annual Financial Plan
- Process biweekly payroll and accounts payable
- Monitor all revenues and expenditures against approved budget
- Regulatory Filings- 941, AFR, Treasurer's Report, TIF
- Manage Village's cash position

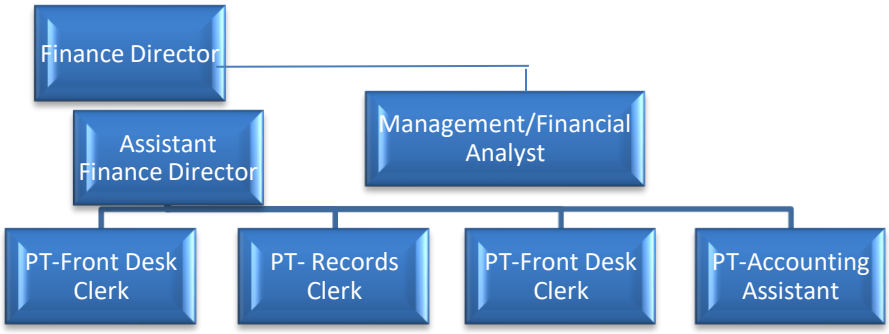

Fiscal Year	FY20120-21	FY2021-22	FY2022-23
Total Positions			
Full-Time	2	3	3
Part-Time	3.5	3.5	3.5

Departmental Summary- *Finance cont'd*

FY 2020-21 Accomplishments

- **Strategic Priority 3 - Economic Vitality**
  - Reviewed the Village of Lemont's TIFs and provided assistance with Economic Development
  - Assisted with the collection of funds from the new SSA area
  - Applied for and received CARES funding from Cook County
  - Applied for FEMA COVID funding
  - Assisted with the Small Business Grant funding
  - Processed sale tax rebates

- **Strategic Priority 4 - Financial Sustainability**
  - Continued to achieve the Government Finance Officers Association (GFOA) Certificate of Excellence in Financial Reporting Award and Distinguished Budget Award
  - Continued to receive an unqualified audit opinion and minimal management letter comments
  - Provided assistance and guidance for Village Board and Staff
  - Continued to review operating contracts-
    - Rebid Cleaning Contract
    - Renewed Audit Contract
  - Assisted with Economic Development
  - Implemented a new Asset Management System
  - Increased the amount of vendors on automatic ACH for payment
  - Increased the amount of residents on direct debit
  - Sold the easements for 2 cell phone water tower leases
  - Implemented performance measurements criteria for the FY22 budget document
  - Attended 4 hour Police Pension Consolidation training and created ideas for a cashflow implementation plan
  - Categorized the Capital Improvement Plan into resident friendly categories

- **Strategic Priority 5 - Infrastructure Maintenance**
  - Set up a Facility Maintenance Fund to assist with the high cost of maintaining Municipal Facilities - delayed due to COVID

Departmental Summary- *Finance cont'd*

- **Strategic Priority 6 - Operational Effectiveness**
  - Updated the process and procedure manual for Finance
  - Implemented the new 1099 NEC reporting
  - Structured staff hours to comply with CDC safety requirements
  - Restructured the phone tree so residents are not transferred more than once

FY2021-2022 Goals and Objectives

- **Strategic Priority 4 - Financial Sustainability**
  - Continue to review operating contracts
  - Assist with Economic Development
  - Provide assistance and guidance for Village Board and Staff
  - Continue to receive awards and recognition

- **Strategic Priority 6 - Operational Effectiveness**
  - Continue to cross train staff on various job functions
  - Develop succession planning
  - Work with Utility Billing to provide residents with the opportunity to opt out of paper bill

FINANCE DEPARTMENT
PERFORMANCE MEASUREMENTS

	ACTUAL	ACTUAL	ESTIMATED	PROJECTED
	FY 2019-20	FY 2020-21	FY 2021-22	FY 2022-23
Number of vendors paid	506	473	470	470
Number of invoices processed	4,804	4,998	5,000	5,000
Payroll Direct Deposit	100%	100%	100%	100%
Vehicle Sticker Compliance	99%	89%	83%	90%

Departmental Summary - *Finance cont'd*

FINANCE DEPARTMENT
PERFORMANCE MEASUREMENTS

	ACTUAL	ACTUAL	ESTIMATED	PROJECTED
	FY 2019-20	**FY 2020-21**	**FY 2021-22**	**FY 2022-23**
Volume of Receipts processed:				
Credit Cards – Online (utility)	7,899	9,301	10,000	10,000
Credit Cards – Online (non-utility)	140	133	100	100
# of Bank Draft customers (utility)	1,053	1,270	1,349	1,375

	ACTUAL	ACTUAL	ACTUAL	PROJECTED
	FY 2018-19	**FY 2019-20**	**FY 2020-21**	**FY 2021-22**
Received the GFOA CAFR Award	1	1	1	1
Received the GFOA Distinguished Budget Presentation Award	1	1	1	1

Expense Annual Budget by Account Classification Report

Finance

	2020 Actual	2021 Actual	2022 Adopted Budget	2022 Amended Budget	2023 Proposed Budget
Personnel Services	$220,920	$234,248	$236,902	$236,902	$368,341
Professional Development	$2,304	$2,829	$5,300	$5,300	$17,300
Outside Services	$87,365	$101,105	$107,800	$107,800	$117,590
Materials & Supplies	$4,453	$4,247	$2,800	$2,800	$2,800
Other Expenses	$28,587	$83,208	$100,000	$100,000	$100,000
Other Financing Uses	$1,978,458	$1,732,725	$1,318,935	$1,318,935	$1,570,545
Expenditure Grand Totals:	**$2,322,086**	**$2,158,362**	**$1,771,737**	**$1,771,737**	**$2,176,576**
Transfers	$1,978,458	$1,732,725	$1,318,935	$1,318,935	$1,570,545
Other Expenses (rebates)	$28,587	$83,208	$100,000	$100,000	$100,000
Operating Expenditures:	$315,041	$342,430	$352,802	$352,802	$506,031

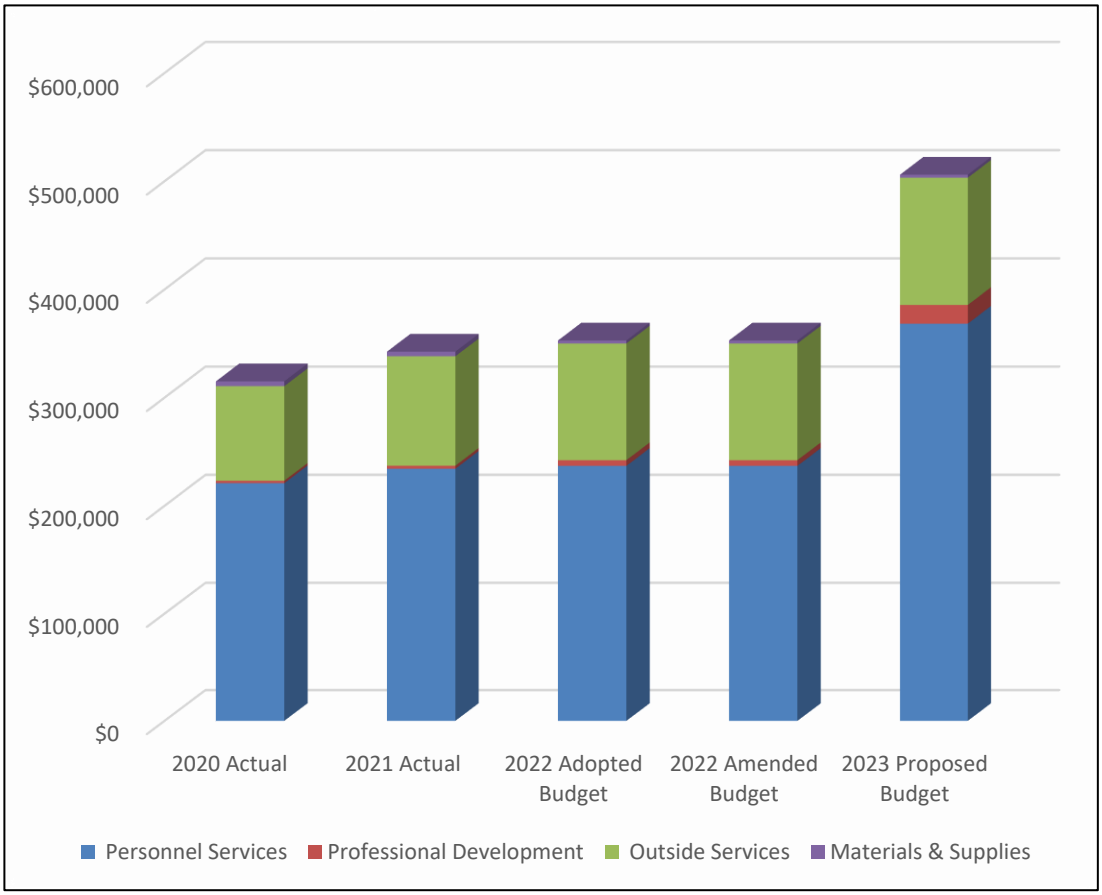

Departmental Summary-*Police*

➢ *Mission Statement*

It is the mission of the Lemont Police Department to safeguard the lives and property of the people we serve, to reduce the incidence of fear and crime and to enhance the public safety while partnering with our residents to improve their quality of life.

➢ *Description of Functions*

The Village of Lemont Police Department provides law enforcement services to citizens and visitors of the Village of Lemont. The Police Department provides these services through the enforcement of local, state, and federal laws, along with the education of citizens on law enforcement issues.

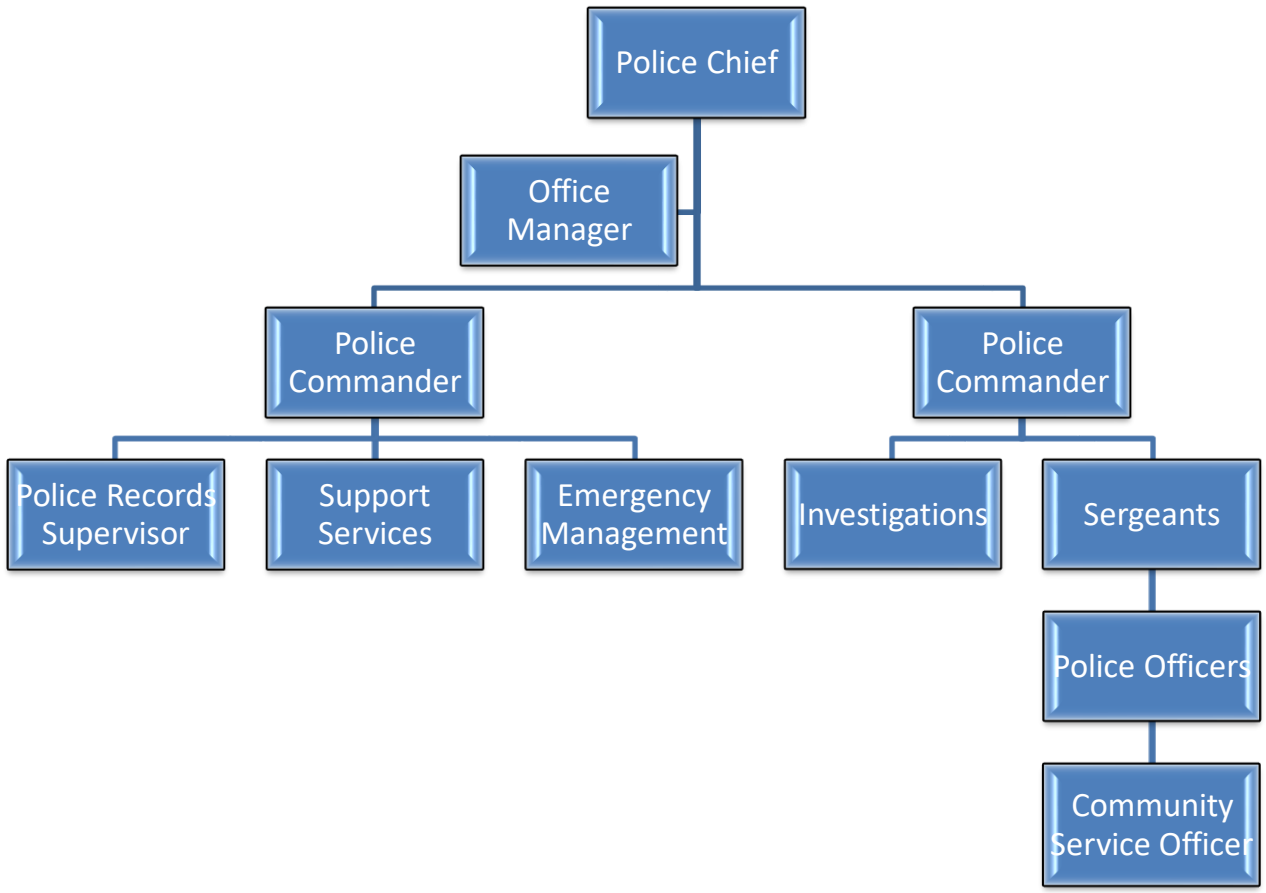

Fiscal Year	FY2018-19	FY2019-20	FY2020-21	FY2021-22	FY2022-23
Full-Time Sworn	26	22	22	24	25
Full-Time Civilian	4	5	5	5	6
Part-Time Sworn	5	5	4	4	4
Part-Time Civilian	6	3	3	3	3
LEMA Volunteers	18	16	13	14	14

Departmental Summary-*Police (con't)*

FY 2021-2022 Goals and Accomplishments:

Strategic Priority 6: Operational Effectiveness

- Completed the license plate reader (LPR) program in the Village at strategic locations
- Trained all Police Department personnel on the functions of the LPR system
- Roll out the Crash portal on the new SWCD CAD system – *Waiting for SWCD*
- Conduct active shooter drills at Lemont High School and St. Cyril and Methodius as previously scheduled prior to Covid-19 pandemic
- Assisted the High School District with the implementation of a new crisis communication system, including testing functionality on live drills
- Continued to complete unfunded, State-mandated training for all officers –
- Revise policy to comply with the new Criminal Justice Reform Act, including training of Department on the new requirements
- Coordinate the Covid-19 vaccination program for the Village and continue to maintain operational readiness while prioritizing the safety of department personnel through enhanced safety measures
- Transitioned from our old investigative system by closing out the remaining cases and archiving them so we are operating on one system moving forward
- Reduced liability exposure through currently offered IRMA trainings such as EVOC and Supervisory liability courses

Departmental Summary-*Police (con't)*

Strategic Priority 5: Infrastructure Maintenance

- Continued with vehicle replacement program by purchasing four patrol vehicles
- Replaced the security camera infrastructure in the Police Department with a modern, digital system
- Upgraded investigative software to allow for signature input with existing mandated line-up programs software

FY 2022-2023 Goals and Objectives

Strategic Priority 5: Infrastructure Maintenance

- Continue with vehicle replacement program by purchasing four patrol vehicles and an administrative vehicle
- Program and install new CAD laptops in all Lemont squad cars
- Replace the carpeting throughout the police department
- Replace the outdated security camera system in the Village Parking Garage

Strategic Priority 6: Operational Effectiveness

- Conduct active shooter drills at Lemont High School and grade school
- Research new body camera systems and conduct a proposal review to select and implement an officer worn body camera program
- Research and purchase a utility vehicle to utilize at special events
- Acclimate three new sworn employees through the Field Training Process
- Successfully attain re-accreditation by completing the assessment for the ILEAP Accreditation program
- Partner with SD113A in implementation of the NaviGate Prepared program. NaviGate Prepared is a proven school safety emergency response system designed to assist and prepare school officials and first responders for emergency situations
- Send at least one officer to FTO School to become a Field Training Officer in order to expand the number of FTOs available
- Send a detective to Magnet Forensic Training to learn cellphone interrogation
- Send an officer to Level 2 of the defensive tactics training to assist in implementation of new state tactics mandates

Departmental Summary-*Police (cont.')*

Performance Measures

Objective	Strategy/Measurements	2021-22 Actual	2022-23 Target	
Provide for increased safety on Lemont's roadways through enforcement and education	# Traffic Violations Enforced	3,390	3,500	
	# Overall Roadway Traffic Related Crashes	429	429	
Continue to build upon the Department's strategies for reducing crime and the community's perception and fear of crime.	Crime Prevention Patrols	11,841	12,000	
	Burglary/Theft from Motor Vehicle	8	5	
To achieve excellence in service, we will increase the amount of training for our officers	Supervisors Sent to the Northwestern University's Center of Public Safety's School of Police Staff and Command	0	1	
	# of Hours Officers Spent on Average Training Annually	50	60	
	# of School Drills Completed by Police Personnel	10	5	
	% of Sworn Officers Completing Monthly Online Police Law Training	100%	100%	
	% of Sworn Officers Completing Lexipol Daily Training Bulletin	100%	100%	
	# of Patrol Officers to Develop for Leadership and Make Available Advanced Supervisory Training	1	1	
Improve the Department's engagement with the Community at Large	Resume SALT (Seniors & Law Enforcement Together) Monthly Meetings (Post COVID-19)	Y	Y	

Performance Measures	2017 Actual	2018 Actual	2019 Actual	2020 Actual	2021 Actual
Criminal Offenses	**699**	**719**	**589**	**618**	**722**
- Domestic	114	111	140	111	109
Crashes					
- 10-50 PI	48	54	44	30	95
- 10-50 PD	313	344	363	215	280
- Hit & Runs					54
Assists & Community Contact					
- County, State & Other PD	230	212	195	188	193
- Fire Department	1,110	1,265	1,471	764	818
- Public Works	138	130	110	130	94
- Citizen Assist	925	954	1,084	1,061	1,337
- Crime Prevention	2,190	1,953	2,103	13,210	11,841
- Burglar/Hold Up Alarm	670	547	552	449	394
TOTAL CALLS	**11,684**	**11,218**	**15,767**	**29,209**	**27,252**
State Citations	**1,393**	**1,610**	**1,676**	**1,221**	**1,836**
- Speeding	630	847	1,067	773	1,098
- DUI	25	28	14	19	23
- Stop Sign	43	39	36	38	34
- Illegal Tran. Of Alcohol	11	6	7	7	18
- Uninsured Motor Vehicle	192	197	126	76	154
- Suspended/Revoked DL	123	108	95	60	92
Warning Citations	**3,236**	**2,800**	**2,784**	**1,488**	**2,034**
- Speeding	1,001	997	995	732	909
- Texting	111	60	34	8	18
- Stop Sign	194	151	122	103	156
- Expired Registration	242	194	222	45	172
- **Quarry (Swimming, Fishing, Etc.)**	**34**			**40**	
Ordinance Citations	**867**	**764**	**720**	**544**	**517**
- Poss. Of Drug Paraph.	84	54	42	9	7
- Consumption of Alcohol	20	11	7	13	8
- Poss. Of Cannabis	78	46	39	45	40
- Theft	27	16	30	23	1
- **Quarry (Swimming, Fishing, Etc.)**		**73**	**89**		
Parking & Compliance Citations	**1,086**	**1,179**	**2,025**	**866**	**1,127**
- No Village Sticker/Registration	537	668	1,214	350	607
- Parking Violations	279	341	395	271	278

Village of Lemont

Expense Annual Budget by Account Classification Report

Police

	2020 Actual	2021 Actual	2022 Proposed Budget	2022 Amended Budget	2023 Proposed Budget
Personnel Services	$4,313,080	$4,635,206	$4,755,727	$4,840,727	$5,301,926
Professional Development	$17,038	$20,972	$47,700	$47,700	$45,700
Outside Services	$543,613	$553,706	$633,650	$638,648	$661,800
Materials & Supplies	$62,247	$51,771	$91,000	$93,600	$88,000
Capital Outlay	$45,788	$186,937	$330,600	$330,600	$494,340
Expenditure Grand Totals:	$4,981,766	$5,448,592	$5,858,677	$5,951,275	$6,591,766
Pension	$898,378	$1,220,564	$1,100,000	$1,100,000	$1,137,905

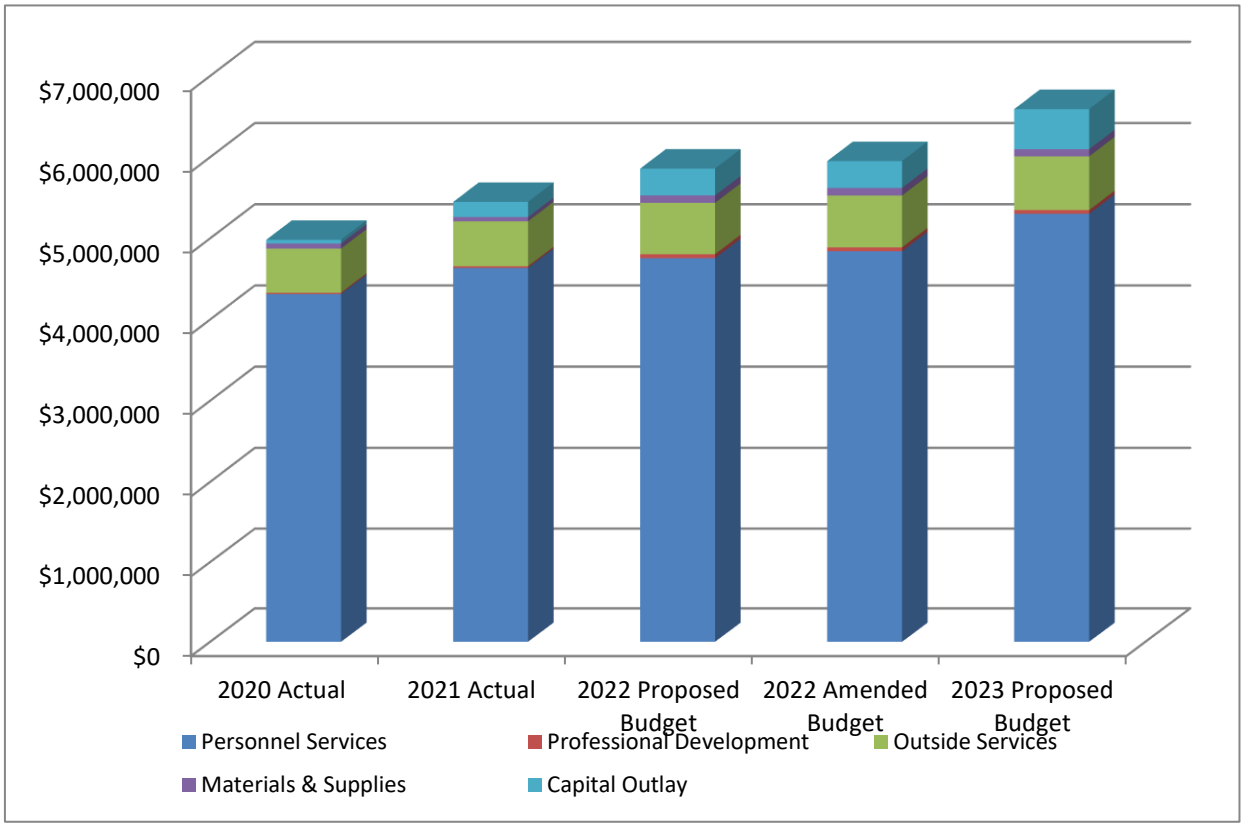

Departmental Summary- *Public Works Department*

- ***Mission Statement***

  As a team, The Public Works Department is committed to providing for the enhancement of the Village infrastructure through aggressive planning and maintenance.

- ***Services and Responsibilities***
  - Maintain public assets including streets, bridges, and streetlight system
  - Operate and maintain the Village's public water system.
  - Operate and maintain the Village's sanitary and storm sewer systems.
  - Maintain Village's parkways, medians, quarry, and right of ways
  - Provide snow and ice removal
  - Managing the Village's forestry program
    - Parkway tree trimming and removal
    - Managing the Emerald Ash Borer Program and replanting program
  - Provide timely and effective external services to the Village's residents.
  - Maintain the Village's facilities and buildings.
  - Oversee Environmental and Heritage commissions.
  - Perform vehicle maintenance to all Village owned vehicles/equipment.
  - Assist in all Village sponsored events.

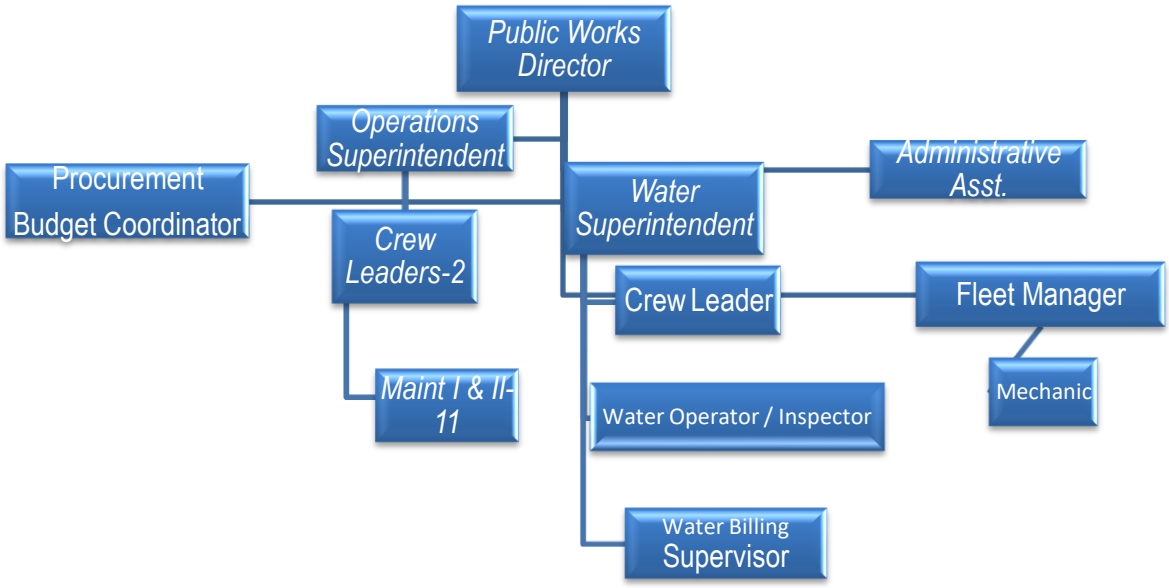

	FY2019-20	FY2020-21	FY2021-22	FY2022-23
Total Positions				
Full Time	**20**	**21**	**21**	**23**
Part Time	**1**	**1**	**1**	**1**

***Note: Public Works staff and Water/Sewer staff support each other**

Departmental Summary- *Public Works (con't)*

FY 2021-2022- Accomplishments

- **Strategic Priority 2- Quality of Life**
    - Completed Budnik Plaza civic space restoration

- **Strategic Priority 5- Infrastructure Maintenance**
    - Replace deteriorating water main on Singer Avenue from South of Peiffer Ave. to Norton Ave., and from Custer St. to Cass St.
    - Resurface McCarthy Rd. from Illinois Street to Walker Rd. and construct bicycle lanes.
    - Reconstruct one failing alley.
    - Begin construction of municipal complex site for new storage tower.
    - Continue improving relations with other taxing bodies by equipment sharing and project coordination.
    - Main Street Army Corp. of Engineering water main project from 4th St. to Walker Rd.
    - Resurface McCarthy Pointe Subdivision.
    - Old Derby Estates Restoration.
    - Start Stephen St. water main and resurfacing project North of River St. to Industrial Park Dr.
    - Sewer lining program for 2021-2022.
    - State St. & 127th water main replacement and resurfacing.
    - Update the water supply/demand study.
    - Complete Logan and Salim detention pond maintenance.
    - Complete State St. elevated tower painting.
    - Vehicle Replacement, 1 F600 Ford Truck, ordered 2022 Peterbilt in FY22 to be delivered FY23.

- **Strategic Priority 6- Operational Effectiveness**
    - Continue execution and reviews of IRMA procedures and policies.
    - Revisit and adjust hazard/inspection reporting and archiving.
    - Utilize all employee positions to provide an (all hands on deck) atmosphere.
    - Involve Leadership group in succession planning within the department.
    - Adjust call out process with Police Department/LEMA

Departmental Summary- Public Works (con't)

FY 2022-2023 Goals

- **Strategic Priority 2- Quality of Life**
    - National Fitness Campaign (NFC) exercise stations.
    - 2022 tree replacement.

- **Strategic Priority 3- Economic Vitality**
    - Lemont Gateway signs and Downtown kiosks.
    - Main St. public parking lot and park.

- **Strategic Priority 5- Infrastructure Maintenance**
    - Annual water main replacement program on Hillview Dr. from Schultz St. to 127th St. and Logan St. from Peiffer Ave. to Park Place.
    - Complete annual sewer lining program for 2022-2023.
    - Reconstruct one failing alley.
    - Continue construction of municipal complex site for new storage tower.
    - Continue improving relations with other taxing bodies by equipment sharing and project coordination.
    - Complete Stephen St. water main replacement and resurfacing North of River St. to Industrial Park Dr.
    - Replace Target / Kohl's lift station generator.
    - Replacement of water mains on 132nd St. West of State St., McCarthy Rd, Ruffled Feathers, Illinois St. Grant to Julia.
    - Annual resurfacing program Harasek St. from Schultz St. to McCarthy Rd., Tomaszewski St. from Schultz St. to Kruk St., Schultz St. from Kruk St. to 1st St., Singer Ave. from Cemetery to Cass St.
    - Vehicle Replacement, 1 Peterbilt truck, 2 F250 pickup trucks, 1 John Deere 85G excavator.

- **Strategic Priority 6- Operational Effectiveness**
    - Continue execution and reviews of IRMA procedures and policies.
    - Revisit and adjust hazard/inspection reporting and archiving.
    - Utilize all employee positions to provide an (all hands on deck) atmosphere.
    - Involve Leadership group in succession planning within the department.
    - Adjust call out process with Police Department/LEMA

Performance Measures	**2018-19** Actual	**2019-20** Actual	**2020-21** Actual	**2021-22** Estimated	**2022-23 Target**
Streetlights Repaired	273	298	243	200	200
Water Main Repairs	25	31	17	15	15
Freedom of Information Requests	16	20	9	15	15
J.U.L.I.E. Locates *	3,798	3,810	4,801	5,967	6,000
Water Accounts in Service	6,051	6,228	6,302	6,421	6,521

*Represents calendar year

Village of Lemont

Expense Annual Budget by Account Classification Report

Public Works

	2020 Actual	2021 Actual	2022 Adopted Budget	2022 Amended Budget	2023 Proposed Budget
Personnel Services	$788,343	$830,261	$882,990	$882,990	$1,037,638
Professional Development	$2,137	$1,133	$4,400	$5,605	$4,550
Outside Services	$423,747	$446,003	$446,658	$460,752	$429,032
Materials & Supplies	$454,640	$400,173	$476,135	$476,135	$552,020
Capital Outlay	$289,616	$62,957	$184,463	$284,034	$329,500
Other Expenses	$618	$0	$20,000	$20,000	$20,000
Debt Service	$52,630	$20,877	$20,880	$20,880	$0
Expenditure Grand Totals:	$2,011,731	$1,761,404	$2,035,526	$2,150,396	$2,372,740

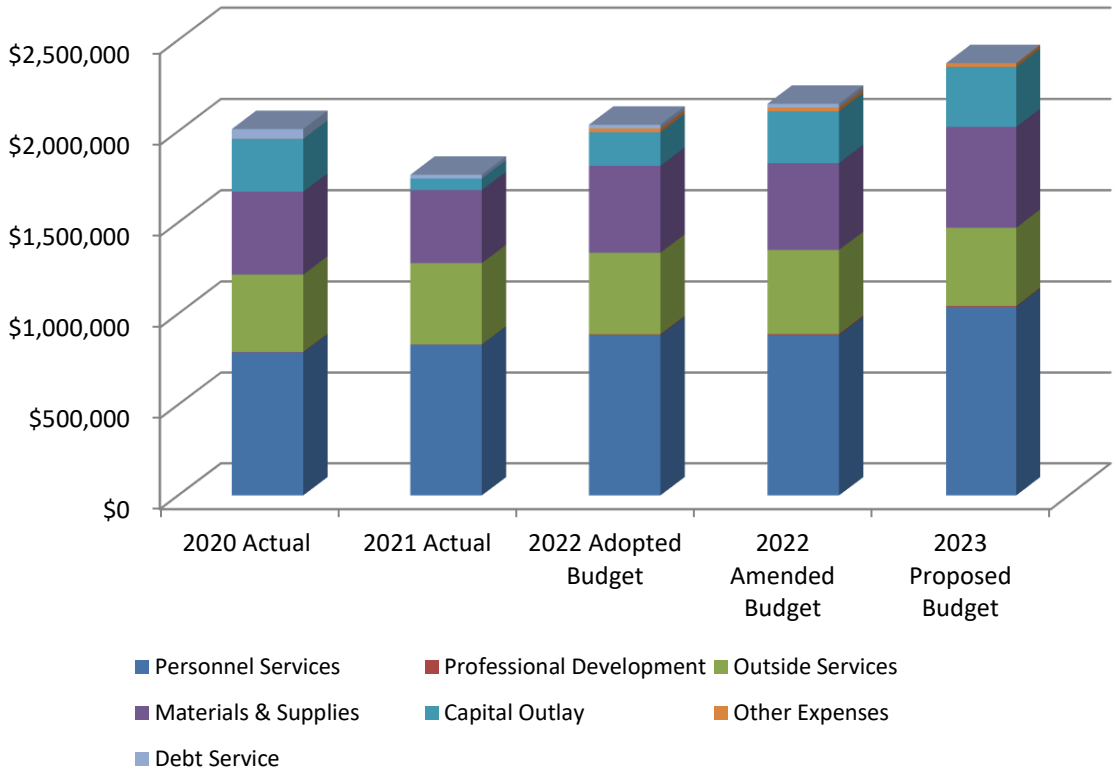

Departmental Summary- *Community Development*

➢ *Mission Statement*

Our mission is to maintain the quality and character of our community and to preserve its heritage while fostering its growth. We accomplish this through cost-effective services, delivered with the highest degree of professionalism.

➢ *Description of Functions*

The Community Development Department is made up of three separate divisions: Planning & Economic Development, Building, and Engineering (split with Public Works). The Department is responsible for permitting, licensing and development of all types of property within the Village

➢ *Services and Responsibilities*

- Promotion of local economic development.
- Creation and implementation of long and short-range plans.
- Oversight of business licensing.
- Zoning Administration, including review of proposed new developments.
- Oversight and evaluation of annexation requests.
- Staff support to Village Commissions including the Planning and Zoning,
- Take in and process all building permits
- Perform plan review and inspections on all building permits and special events
- Take in and process contractor licensing and registration
- Update Building and Municipal codes as needed
- Enforce Municipal, Zoning, Building, Property Maintenance, and State adopted codes for the welfare and safety of the residents of Lemont
- Enforce compliance with contractors for licensing and registration

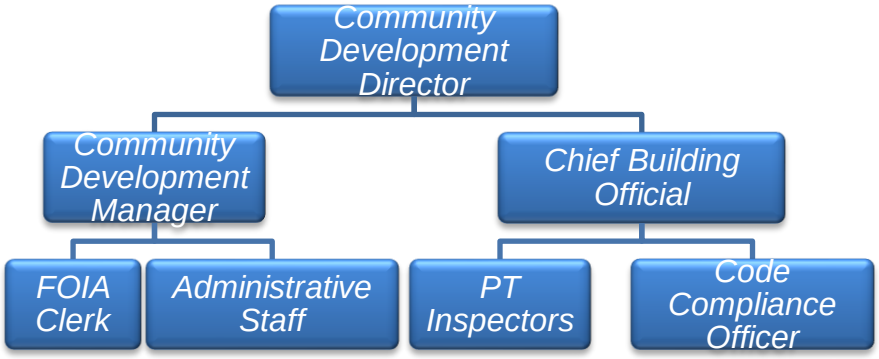

Fiscal Year	FY2019-20	FY2020-21	FY2021-22	FY2022-23
Total Positions				
Full-Time	7	7	7	7
Part-Time	4	4	4	4

Departmental Summary-*Community Development (con't)*

FY 2021-2022 Goals and Accomplishments

- **Strategic Priority 1 – Community Development**
    - Consistent level of new housing with 104 single family permits
    - Planning and Zoning Commission recommended approval of 120 housing units
    - Annexations of commercial and residential properties
    - Force of Nature award from Chicago Wilderness for the Heritage Quarries Recreation Area and The Forge
- **Strategic Priority 2 – Community Image**
    - Lemont Downtown branding and marketing strategy launched with All Together Studio
    - Targeted online, social, print, and radio advertising
    - Completion of Public Space study with CMAP
- **Strategic Priority 3 – Economic Vitality**
    - Occupancy rates in Uptown and Downtown Lemont commercial districts at historic low
    - Provided Village wide business improvement grants, leveraging over $2 million in commercial improvements
    - Launched retail recruitment grants
    - Growth in retail sales tax
- **Strategic Priority 6 – Operational Effectiveness**
    - New ICC training for all permit technicians
    - Certified Economic Developer (CEcD) certification

FY 2021-2022 Goals and Objectives

- **Strategic Priority 1 – Community Development**
    - Consistent levels of new and redeveloped housing
    - Downtown TOD development
    - Redevelopment Agreement for 83 and Main properties
    - Adopt Downtown Parking and Civic Space study (CMAP)
    - Adopt new ICC codes
    - IGA with LFPD

Departmental Summary-*Community Development (con't)*

- **Strategic Priority 2 – Community Image**
  - Installation of gateway signs
  - Downtown branding and expanded events
  - Complete planning for downtown civic space
  - Bring in outside assistance for destination marketing

- **Strategic Priority 3 – Economic Vitality**
  - Established a robust business retention and expansion (BRE) program
  - Implement target business recruitment

- **Strategic Priority 6 – Operational Effectiveness**
  - Launch online permitting (OpenGov)
  - New agreements for consultants
  - Create a poll for contractors on customer service levels

PERFORMANCE MEASUREMENTS

	ACTUAL	ACTUAL	ESTIMATED	PROJECTED
	FY 2019-20	FY 2020-21	FY 2021-22	FY 2022-23
% Vacancy Uptown and East *	17%	16.9%	16.1%	12.4%
EAV increase from Growth	$13,852,805	$17,630,391	$13,694,614	$21,863,036
Number of New Businesses*	24	36		20
Number of New Single Family Home Permits*	95	78	104	100
Total Number of Permits*	1,338	1,366	1,263	1,200
Total Number of Inspections*	5,627	5,630	5,428	5,000

*Represents Calendar Year Measurement

Village of Lemont

Expense Annual Budget by Account Classification Report

Community Development Report

	2020 Actual	2021 Actual	2022 Adopted Budget	2022 Amended Budget	2023 Proposed Budget
Personnel Services	$653,344	$668,834	$696,767	$696,767	$795,293
Professional Development	$17,223	$7,721	$24,150	$24,150	$24,950
Outside Services	$379,965	$457,911	$383,790	$403,490	$469,700
Materials & Supplies	$3,916	$5,356	$1,000	$1,000	$4,600
Expenditure Grand Totals:	$1,054,448	$1,139,822	$1,105,707	$1,125,407	$1,294,543

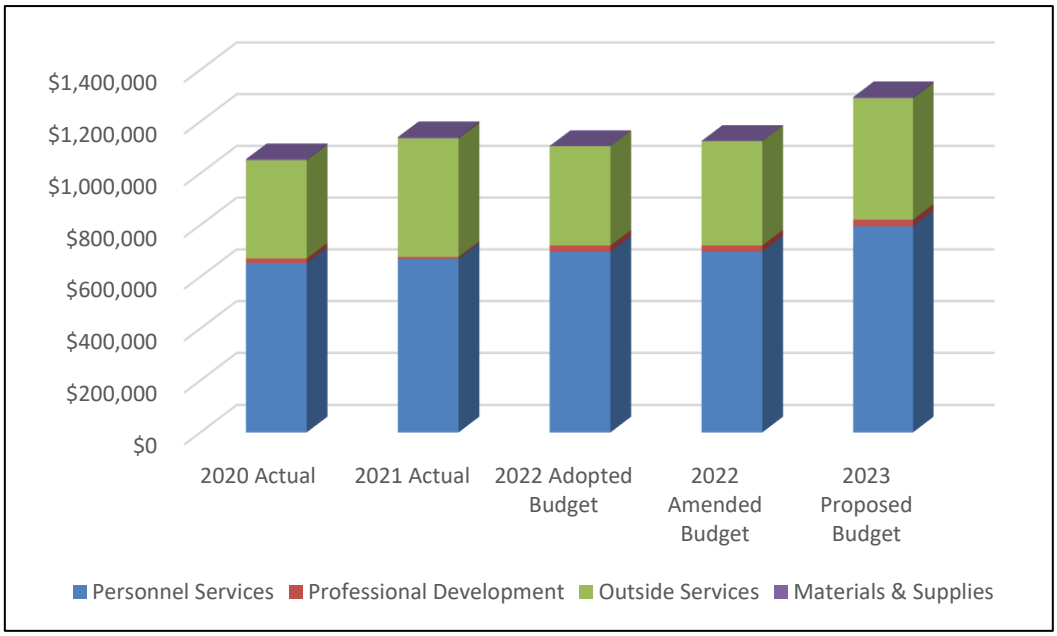

Village of Lemont

Annual Budget by Account Classification Report

Motor Fuel Tax Fund

	2020 Actual Amount	2021 Actual Amount	2022 Adopted Budget	2022 Amended Budget	2023 Proposed Budget
Revenue					
Intergovernmental Revenues	$594,810	$1,142,700	$974,000	$974,000	$703,398
Interest Income	$13,031	$1,899	$3,000	$3,000	$500
Miscellaneous Revenues	$0	$0	$369,500	$369,500	$53,502
Other Financing Sources	$0	$0	$0	$0	$0
Revenue Totals	$607,841	$1,144,599	$1,346,500	$1,346,500	$757,400
Expenditures					
Outside Services	$39,208	$49,509	$41,500	$41,500	$49,400
Materials & Supplies	$371,436	$405,402	$1,305,000	$1,305,000	$708,000
Capital Outlay	$0	$0	$0	$0	$0
Other Financing Uses	$0	$0	$0	$0	$0
Expenditure Totals	$410,644	$454,912	$1,346,500	$1,346,500	$757,400
Revenue Grand Totals:	$607,841	$1,144,599	$1,346,500	$1,346,500	$757,400
Expenditure Grand Totals:	$410,644	$454,912	$1,346,500	$1,346,500	$757,400
Net Grand Totals:	$197,197	$689,687	$0	$0	$0

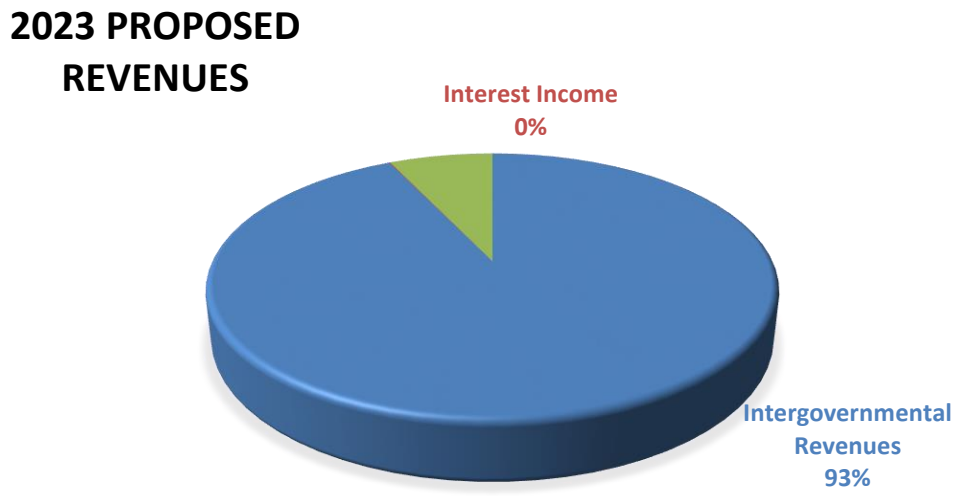

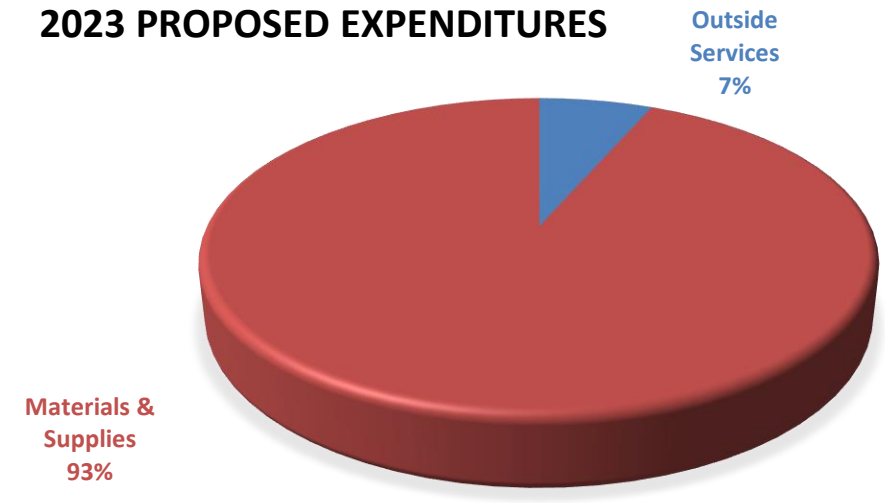

Village of Lemont

Annual Budget by Account Classification Report

Road Improvement Fund/Infrastructure Fund

	2020 Actual Amount	2021 Actual Amount	2022 Adopted	2022 Amended	2023 Proposed Budget
Intergovernmental Revenues	$1,606,747	$2,366,861	$2,334,000	$2,334,000	$2,780,000
Interest Income	$5,322	$1,584	$5,000	$5,000	$500
Miscellaneous Revenues/Licenses & Permits	$22,925	$22,075	$25,000	$25,000	$25,000
Other Financing Sources	$0				
Taxes	$0				
Revenue Totals	$1,634,994	$2,390,520	$2,364,000	$2,364,000	$2,805,500
Expenditures					
Outside Services	$0	$0	$0	$0	$0
Materials & Supplies	$0	$0	$0	$0	$0
Capital Outlay	$1,059,109	$1,418,470	$2,027,500	$2,461,082	$2,017,357
Other Expenses	$0	$0	$0	$0	$0
Other Financing Uses	$0	$0	$0	$0	$0
Expenditure Totals	$1,059,109	$1,418,470	$2,027,500	$2,461,082	$2,017,357
Revenue Grand Totals:	$1,634,994	$2,390,520	$2,364,000	$2,364,000	$2,805,500
Expenditure Grand Totals:	$1,059,109	$1,418,470	$2,027,500	$2,461,082	$2,017,357
Net Grand Totals:	$575,885	$972,050	$336,500	($97,082)	$788,143

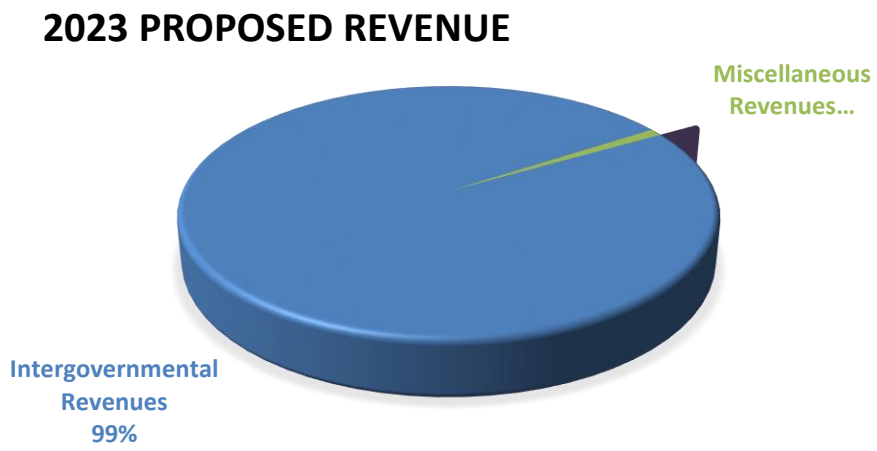

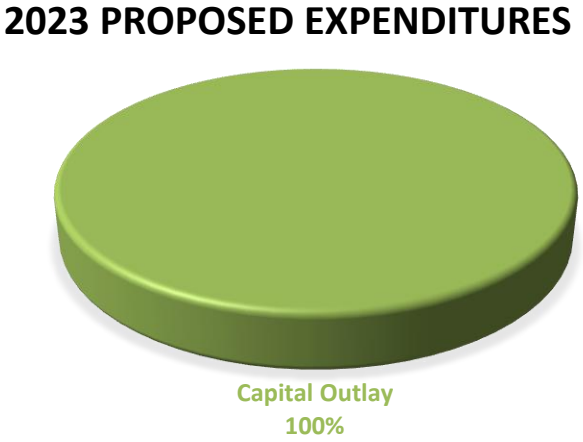

Village of Lemont

Annual Budget by Account Classification Report

Water & Sewer Fund

	2020 Actual Amount	2021 Actual Amount	2022 Adopted Budget	2022 Amended Budget	2023 Proposed Budget
Revenue					
Charges for Services	$5,146,907	$5,733,899	$5,462,000	$5,462,000	$5,952,000
Fines and Fees	$425	$400	$500	$500	$500
Intergovernmental Revenues	$460,632	$10,211	$425,000	$425,000	$375,000
Interest Income	$106,853	$27,263	$60,000	$60,000	$60,000
Licenses and Permits	$2,195	$1,960	$2,000	$2,000	$2,000
Miscellaneous Revenues	$315,956	$940,790	$1,444,144	$1,824,144	$6,113,718
Other Financing Sources	$0	$0	$0	$0	$0
Revenue Totals	$6,032,968	$6,714,523	$7,393,644	$7,773,644	$12,503,218
Expenditures					
Personnel Services	$1,339,898	$1,259,082	$1,442,488	$1,442,488	$1,800,609
Professional Development	$2,161	$1,663	$5,061	$5,061	$6,050
Outside Services	$875,174	$933,277	$1,098,772	$1,483,865	$1,235,405
Materials & Supplies	$94,700	$83,245	$108,909	$109,909	$120,209
Capital Outlay	$1,399,833	$1,498,614	$2,549,994	$2,843,785	$6,708,950
Other Expenses	$553,110	$555,485	$557,500	$557,500	$557,500
Debt Service	$1,397,933	$941,040	$1,630,920	$1,630,920	$2,074,435
Other Financing Uses	$22,491	$22,491	$0	$0	$0
Expenditure Totals	$5,685,300	$5,294,897	$7,393,644	$8,073,528	$12,503,158
Revenue Grand Totals:	$6,032,968	$6,714,523	$7,393,644	$7,773,644	$12,503,218
Expenditure Grand Totals:	$5,685,300	$5,294,897	$7,393,644	$8,073,528	$12,503,158
Net Grand Totals:	$347,668	$1,419,626	$0	($299,884)	$60

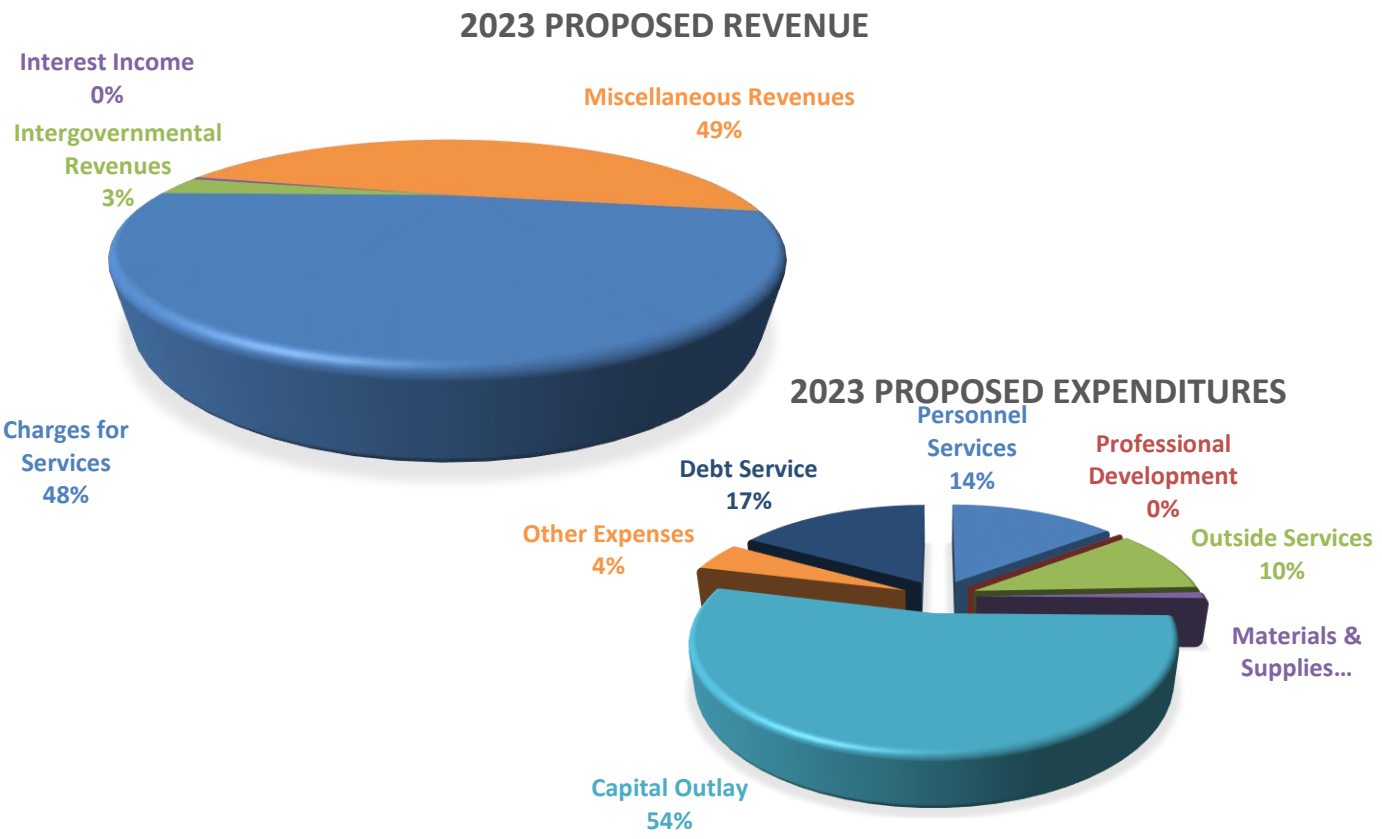

G/L Account Number	Account Description	2020 Actual Amount	2021 Actual Amount	2022 Adopted Budget	2022 Amended Budget	FY23 Proposed
Fund: 10 - General Fund						
REVENUES						
Department: 01 - Revenues						
Division: 000 - Non Division						
Program: 0000 - Non Program						
C/S - Charges for Services						
10.01.000.0000.415.05	Franchise Revenue Cable TV	330,759.9400	317,590.7400	330,000.0000	330,000.0000	320,000.0000
10.01.000.0000.415.10	Franchise Revenue PEG Fees	26,073.1300	24,841.9800	33,000.0000	33,000.0000	23,000.0000
	Account Classification Total: C/S - Charges for Services	$356,833.07	$342,432.72	$363,000.00	$363,000.00	$343,000.00
F&F - Fines and Fees						
10.01.000.0000.440.05	Fees General	1,031.7800	21,635.0000	0.0000	0.0000	40,000.0000
10.01.000.0000.440.10	Fees Towing Fees	19,429.8400	16,585.0000	15,000.0000	15,000.0000	15,000.0000
10.01.000.0000.440.15	Fees Bonding Fees	2,580.0000	920.0000	2,000.0000	2,000.0000	2,000.0000
10.01.000.0000.440.20	Fees Annexation	4,750.0000	7,750.0000	4,000.0000	4,000.0000	4,000.0000
10.01.000.0000.440.25	Fees Public Safety Land Cash	33,500.0000	33,330.0000	20,000.0000	20,000.0000	20,000.0000
10.01.000.0000.440.50	Fees Drug, Alcohol, Tobacco Class	2,200.0000	0.0000	2,000.0000	2,000.0000	0.0000
10.01.000.0000.441.05	Fines General	260,121.9900	203,963.8100	225,000.0000	225,000.0000	225,000.0000
	Account Classification Total: F&F - Fines and Fees	$323,613.61	$284,183.81	$268,000.00	$268,000.00	$306,000.00
IG - Intergovernmental Revenues						
10.01.000.0000.420.05	Shared Revenue Sales Tax	2,236,758.4300	2,476,123.3600	2,375,000.0000	2,544,000.0000	2,940,000.0000
10.01.000.0000.420.10	Shared Revenue Income Tax	1,574,159.6300	1,942,117.2900	1,661,000.0000	1,661,000.0000	2,036,635.0000
10.01.000.0000.420.15	Shared Revenue Local Use Tax	583,447.4200	716,233.1100	640,000.0000	640,000.0000	539,386.0000
10.01.000.0000.420.20	Shared Revenue PPRT	35,525.5100	45,060.4700	28,000.0000	28,000.0000	33,000.0000
10.01.000.0000.420.21	Shared Revenue Cannabis Excise Tax	2,618.2200	13,077.9300	14,880.0000	14,880.0000	15,000.0000
10.01.000.0000.420.30	Shared Revenue Road & Bridge Tax	102,165.9100	97,982.0400	100,000.0000	100,000.0000	100,000.0000
10.01.000.0000.420.35	Shared Revenue Video Gaming	251,767.8100	201,979.6600	200,000.0000	200,000.0000	375,000.0000
10.01.000.0000.420.40	Shared Revenue Pulltabs & Jar Games	930.2600	893.1600	0.0000	0.0000	0.0000
10.01.000.0000.420.45	Shared Revenue Charitable Games	833.9400	385.4000	0.0000	0.0000	0.0000
10.01.000.0000.445.10	Grants Miscellaneous PD Grants	2,000.0000	0.0000	2,000.0000	2,000.0000	0.0000
10.01.000.0000.445.20	Grants Transportation State Highway	39,036.0000	40,016.0000	35,000.0000	35,000.0000	35,000.0000
10.01.000.0000.445.90	Grants Other Miscellaneous	10,000.0000	213,651.4600	0.0000	0.0000	0.0000
10.01.000.0000.446.05	Contributions Developer	17,500.0000	0.0000	0.0000	0.0000	0.0000
10.01.000.0000.446.20	Contributions Odor Alert Network	17,700.0000	24,760.0000	24,000.0000	24,000.0000	24,000.0000
10.01.000.0000.446.25	Contributions LEMA Township	31,332.3500	28,000.0000	28,000.0000	28,000.0000	28,000.0000
10.01.000.0000.450.05	Reimbursements Fuel/Salt Reimbursement	40,763.7600	29,169.3400	40,000.0000	40,000.0000	40,000.0000
10.01.000.0000.450.10	Reimbursements Schools P/R Reimbursement	74,475.9200	66,200.8200	79,500.0000	79,500.0000	149,500.0000
10.01.000.0000.450.15	Reimbursements Special Detail Reimbursement	42,532.7500	5,299.0000	40,000.0000	40,000.0000	40,000.0000
10.01.000.0000.450.30	Reimbursements Police Training	2,053.9700	464.0000	4,000.0000	4,000.0000	0.0000
10.01.000.0000.450.70	Reimbursements Water & Sewer Shared Services	557,500.0000	557,500.0000	557,500.0000	557,500.0000	557,500.0000
	Account Classification Total: IG - Intergovernmental Revenues	$5,623,101.88	$6,458,913.04	$5,828,880.00	$5,997,880.00	$6,913,021.00
INT - Interest Income						
10.01.000.0000.470.05	Interest Income Interest on Investments	140,851.2700	81,532.1000	50,000.0000	50,000.0000	50,000.0000
10.01.000.0000.472.10	Investment Income Unrealized Gain/Loss	19,692.6200	(19,925.9100)	0.0000	0.0000	0.0000
	Account Classification Total: INT - Interest Income	$160,543.89	$61,606.19	$50,000.00	$50,000.00	$50,000.00
L&P - Licenses and Permits						
10.01.000.0000.430.05	Business Licenses & Permits Building Permits	393,955.2500	357,052.7600	300,000.0000	300,000.0000	260,000.0000
10.01.000.0000.430.10	Business Licenses & Permits Engineering Grading Review Fee	61,003.3700	54,488.2500	60,000.0000	60,000.0000	60,000.0000
10.01.000.0000.430.12	Business Licenses & Permits Engineering Admin Fee	12,929.7900	10,784.0000	13,000.0000	13,000.0000	13,000.0000
10.01.000.0000.430.15	Business Licenses & Permits Site Development Fees	89,404.4100	254,358.0400	60,000.0000	60,000.0000	60,000.0000
10.01.000.0000.430.20	Business Licenses & Permits Contractor Licenses	81,475.0000	69,525.0000	60,000.0000	60,000.0000	65,000.0000
10.01.000.0000.430.25	Business Licenses & Permits Reinspections Fees	41,321.6000	41,200.0000	30,000.0000	30,000.0000	35,000.0000
10.01.000.0000.430.30	Business Licenses & Permits Reinspection Fees - Engineering	14,529.0000	11,635.0000	10,000.0000	10,000.0000	10,000.0000
10.01.000.0000.430.35	Business Licenses & Permits Planning & Zoning Applications	23,250.0000	13,125.0000	20,000.0000	20,000.0000	20,000.0000

G/L Account Number	Account Description	2020 Actual Amount	2021 Actual Amount	2022 Adopted Budget	2022 Amended Budget	FY23 Proposed
10.01.000.0000.430.40	Business Licenses & Permits Impact Fees	10,000.0000	2,500.0000	0.0000	0.0000	0.0000
10.01.000.0000.430.45	Business Licenses & Permits Building Plan Review	63,633.7000	32,746.1800	50,000.0000	50,000.0000	50,000.0000
10.01.000.0000.430.50	Business Licenses & Permits Building Plan Review Admin Fee	10,590.3400	4,280.1300	5,000.0000	5,000.0000	5,000.0000
10.01.000.0000.430.55	Business Licenses & Permits Stop Work Order Fee	5,969.4000	5,400.0000	2,000.0000	2,000.0000	2,000.0000
10.01.000.0000.430.60	Business Licenses & Permits Recording Fees	0.0000	45.0000	0.0000	0.0000	0.0000
10.01.000.0000.432.05	Business Licenses & Permits Business Licenses	59,066.8400	55,265.0000	60,000.0000	60,000.0000	60,000.0000
10.01.000.0000.432.10	Business Licenses & Permits Liquor Licenses	100,878.5000	105,657.0100	100,000.0000	100,000.0000	110,000.0000
10.01.000.0000.432.15	Business Licenses & Permits Amusement Licenses	3,000.0000	0.0000	2,000.0000	2,000.0000	100.0000
10.01.000.0000.432.20	Business Licenses & Permits Scavenger Licenses	19,000.0000	14,000.0000	16,000.0000	16,000.0000	16,000.0000
10.01.000.0000.432.25	Business Licenses & Permits Cigarette & Misc License	5,105.0000	600.0000	4,000.0000	4,000.0000	600.0000
10.01.000.0000.432.30	Business Licenses & Permits Health Inspection	24,603.1600	560.0000	28,000.0000	28,000.0000	20,000.0000
10.01.000.0000.432.32	Business Licenses & Permits Grease Trap	3,900.0000	65.0000	1,500.0000	1,500.0000	0.0000
10.01.000.0000.434.05	Vehicle Licenses Licenses	678,749.0000	633,631.5000	640,000.0000	640,000.0000	620,000.0000
10.01.000.0000.436.05	Parking Fees Permits	255.0000	120.0000	0.0000	0.0000	0.0000
10.01.000.0000.438.00	Parking Condo Assessments	0.0000	0.0000	25,000.0000	25,000.0000	25,000.0000
	Account Classification Total: L&P - Licenses and Permits	$1,702,619.36	$1,667,037.87	$1,486,500.00	$1,486,500.00	$1,431,700.00
MISC - Miscellaneous Revenues						
10.01.000.0000.446.55	Contributions Heritage Quarry	30,000.0000	0.0000	0.0000	0.0000	0.0000
10.01.000.0000.450.25	Reimbursements Property Maintenance	15,861.2200	1,705.3600	5,000.0000	5,000.0000	5,000.0000
10.01.000.0000.450.35	Reimbursements Insurance	43,696.7600	34,539.7700	40,000.0000	40,000.0000	40,000.0000
10.01.000.0000.450.36	Reimbursements Retiree Insurance	36,851.2600	50,843.5500	35,000.0000	35,000.0000	35,000.0000
10.01.000.0000.450.40	Reimbursements Developer/Agency	62,772.8800	0.0000	0.0000	0.0000	0.0000
10.01.000.0000.476.05	Rental Income Buildings	1,275.0000	0.0000	0.0000	0.0000	0.0000
10.01.000.0000.476.10	Rental Income Canal Leases	0.0000	5,663.0000	3,000.0000	3,000.0000	0.0000
10.01.000.0000.476.20	Rental Income Range Rental	12,000.0000	13,320.0000	12,000.0000	12,000.0000	10,000.0000
10.01.000.0000.476.25	Rental Income Chamber of Commerce	6,500.0000	6,000.0000	6,000.0000	6,000.0000	6,000.0000
10.01.000.0000.478.05	Event Revenue General Revenue	2,564.2600	0.0000	0.0000	0.0000	0.0000
10.01.000.0000.480.90	Other Miscellaneous income	111,581.6800	30,378.6800	25,000.0000	25,000.0000	25,000.0000
10.01.000.0000.481.05	Proceeds from Sale Surplus Property	5,635.7500	1,745.4000	2,000.0000	2,000.0000	0.0000
	Account Classification Total: MISC - Miscellaneous Revenues	$328,738.81	$144,195.76	$128,000.00	$128,000.00	$121,000.00
TAX - Taxes						
10.01.000.0000.410.05	Property Tax Corporate	1,458,886.0900	1,437,589.7800	1,481,876.0000	1,481,876.0000	1,550,712.0000
10.01.000.0000.410.10	Property Tax Garbage	(2.9200)	(35.8800)	0.0000	0.0000	0.0000
10.01.000.0000.410.15	Property Tax Street & Bridge	102,942.9200	100,959.6700	104,000.0000	104,000.0000	109,143.0000
10.01.000.0000.410.20	Property Tax Police Protection	190,700.5800	190,770.2500	196,989.0000	196,989.0000	206,731.0000
10.01.000.0000.410.25	Property Tax Street Lighting	60,746.6400	57,860.7600	58,000.0000	58,000.0000	60,764.0000
10.01.000.0000.410.30	Property Tax Civil Defense	4,051.0400	3,383.1900	3,083.0000	3,083.0000	3,081.0000
10.01.000.0000.410.35	Property Tax Audit	24,248.9400	23,306.3000	24,000.0000	24,000.0000	25,187.0000
10.01.000.0000.410.40	Property Tax Liability Insurance	60,399.3800	53,232.2700	51,000.0000	51,000.0000	53,523.0000
10.01.000.0000.410.45	Property Tax Workers Compensation	41,202.3600	26,448.1800	17,000.0000	17,000.0000	17,842.0000
10.01.000.0000.410.50	Property Tax Crossing Guards	7,998.4200	6,691.5800	6,000.0000	6,000.0000	6,297.0000
10.01.000.0000.410.65	Property Tax Police Pension	898,378.0500	920,564.3700	1,100,000.0000	1,100,000.0000	1,137,905.0000
10.01.000.0000.410.70	Property Tax I.M.R.F.	0.0000	0.0000	0.0000	0.0000	470,680.0000
10.01.000.0000.410.75	Property Tax Social Security	0.0000	0.0000	0.0000	0.0000	320,083.0000
10.01.000.0000.412.05	UT Tax Telecommunications	437,535.3100	327,992.5800	400,000.0000	400,000.0000	300,000.0000
10.01.000.0000.412.10	UT Tax Electric	581,831.7500	592,486.9100	595,000.0000	595,000.0000	600,000.0000
10.01.000.0000.412.15	UT Tax Gas	255,824.2300	282,004.3100	275,000.0000	275,000.0000	325,000.0000
10.01.000.0000.413.50	Taxes Hotel/Motel	2,033.9000	3,281.4000	4,000.0000	4,000.0000	4,000.0000
	Account Classification Total: TAX - Taxes	$4,126,776.69	$4,026,535.67	$4,315,948.00	$4,315,948.00	$5,190,948.00
	Program Total: 0000 - Non Program	$12,622,227.31	$12,984,905.06	$12,440,328.00	$12,609,328.00	$14,355,669.00
Program:	**5056 - Police Facility Storm Water**					
MISC - Miscellaneous Revenues						
10.01.000.5056.450.40	Reimbursements Developer/Agency	22,361.8000	22,361.8000	0.0000	0.0000	0.0000

G/L Account Number	Account Description	2020 Actual Amount	2021 Actual Amount	2022 Adopted Budget	2022 Amended Budget	FY23 Proposed
Account Classification Total: MISC - Miscellaneous Revenues		$22,361.80	$22,361.80	$0.00	$0.00	$0.00
Program Total: 5056 - Police Facility Storm Water		$22,361.80	$22,361.80	$0.00	$0.00	$0.00
Division Total: 000 - Non Division		$12,644,589.11	$13,007,266.86	$12,440,328.00	$12,609,328.00	$14,355,669.00
Department Total: 01 - Revenues		$12,644,589.11	$13,007,266.86	$12,440,328.00	$12,609,328.00	$14,355,669.00
Department: 10 - Administration						
Division: 130 - Community Relations						
Program: 0005 - Heritage Fest						
MISC - Miscellaneous Revenues						
10.10.130.0005.478.05	Event Revenue General Revenue	22,010.0000	0.0000	0.0000	0.0000	0.0000
Account Classification Total: MISC - Miscellaneous Revenues		$22,010.00	$0.00	$0.00	$0.00	$0.00
Program Total: 0005 - Heritage Fest		$22,010.00	$0.00	$0.00	$0.00	$0.00
Division Total: 130 - Community Relations		$22,010.00	$0.00	$0.00	$0.00	$0.00
Department Total: 10 - Administration		$22,010.00	$0.00	$0.00	$0.00	$0.00
Department: 20 - Police						
Division: 130 - Community Relations						
Program: 1010 - Kops N Kidz						
MISC - Miscellaneous Revenues						
10.20.130.1010.478.05	Event Revenue General Revenue	4,450.6200	0.0000	0.0000	0.0000	0.0000
Account Classification Total: MISC - Miscellaneous Revenues		$4,450.62	$0.00	$0.00	$0.00	$0.00
Program Total: 1010 - Kops N Kidz		$4,450.62	$0.00	$0.00	$0.00	$0.00
Division Total: 130 - Community Relations		$4,450.62	$0.00	$0.00	$0.00	$0.00
Department Total: 20 - Police		$4,450.62	$0.00	$0.00	$0.00	$0.00
Department: 30 - Planning & Economic Development						
Division: 130 - Community Relations						
Program: 0040 - Farmer's Market						
MISC - Miscellaneous Revenues						
10.30.130.0040.478.05	Event Revenue General Revenue	2,330.0000	0.0000	0.0000	0.0000	0.0000
Account Classification Total: MISC - Miscellaneous Revenues		$2,330.00	$0.00	$0.00	$0.00	$0.00
Program Total: 0040 - Farmer's Market		$2,330.00	$0.00	$0.00	$0.00	$0.00
Division Total: 130 - Community Relations		$2,330.00	$0.00	$0.00	$0.00	$0.00
Department Total: 30 - Planning & Economic Development		$2,330.00	$0.00	$0.00	$0.00	$0.00
REVENUES Total		$12,673,379.73	$13,007,266.86	$12,440,328.00	$12,609,328.00	$14,355,669.00
EXPENSES						
Department: 05 - Village Board						
Division: 001 - Administration						
Program: 0000 - Non Program						
PROFDEVEL - Professional Development						
10.05.001.0000.515.05	Personnel Development Meetings/Activities/Expenses	3,921.8800	0.0000	1,000.0000	1,000.0000	1,000.0000
10.05.001.0000.515.10	Personnel Development Training and Conferences	8,497.0000	(60.0000)	7,700.0000	7,700.0000	7,700.0000
10.05.001.0000.515.20	Personnel Development Membership and Dues	19,784.5600	16,082.8000	18,395.0000	18,395.0000	23,395.0000
10.05.001.0000.515.25	Personnel Development Publications-Subscriptions	390.0000	500.0000	2,000.0000	2,000.0000	2,000.0000
Account Classification Total: PROFDEVEL - Professional Development		$32,593.44	$16,522.80	$29,095.00	$29,095.00	$34,095.00
OSERV - Outside Services						
10.05.001.0000.523.25	Other Services Events	925.0000	0.0000	1,000.0000	1,000.0000	1,000.0000
10.05.001.0000.523.70	Other Services Public Relations/Marketing	100.0000	0.0000	2,950.0000	2,950.0000	2,950.0000
10.05.001.0000.524.20	Subscription Services Organizational Memberships	2,258.0300	826.9200	650.0000	650.0000	850.0000
Account Classification Total: OSERV - Outside Services		$3,283.03	$826.92	$4,600.00	$4,600.00	$4,800.00
MATSUP - Materials & Supplies						
10.05.001.0000.560.05	Office Supplies General	55.5600	0.0000	500.0000	500.0000	500.0000
10.05.001.0000.565.40	Operating Supplies Events	166.5500	0.0000	1,000.0000	1,000.0000	1,000.0000
Account Classification Total: MATSUP - Materials & Supplies		$222.11	$0.00	$1,500.00	$1,500.00	$1,500.00
Program Total: 0000 - Non Program		$36,098.58	$17,349.72	$35,195.00	$35,195.00	$40,395.00
Division Total: 001 - Administration		$36,098.58	$17,349.72	$35,195.00	$35,195.00	$40,395.00
Division: 010 - Mayor and Village Board						

G/L Account Number	Account Description	2020 Actual Amount	2021 Actual Amount	2022 Adopted Budget	2022 Amended Budget	FY23 Proposed
Program: 0000 - Non Program						
PSER - Personnel Services						
10.05.010.0000.500.01	Salaries Regular Salaries	48,755.9800	48,865.4700	48,275.7600	48,275.7600	48,275.7600
10.05.010.0000.510.10	Fringe Benefits Medicare	0.0000	0.0000	0.0000	0.0000	700.0200
10.05.010.0000.510.12	Fringe Benefits Social Security	0.0000	0.0000	0.0000	0.0000	2,993.0900
Account Classification Total: PSER - Personnel Services		$48,755.98	$48,865.47	$48,275.76	$48,275.76	$51,968.87
Program Total: 0000 - Non Program		$48,755.98	$48,865.47	$48,275.76	$48,275.76	$51,968.87
Division Total: 010 - Mayor and Village Board		$48,755.98	$48,865.47	$48,275.76	$48,275.76	$51,968.87
Division: 020 - Art & Culture Commission						
Program: 0000 - Non Program						
OSERV - Outside Services						
10.05.020.0000.525.05	Communications Postage	15.4700	1.0000	0.0000	0.0000	0.0000
10.05.020.0000.525.10	Communications Telephone	1,714.8200	1,334.8600	0.0000	0.0000	0.0000
Account Classification Total: OSERV - Outside Services		$1,730.29	$1,335.86	$0.00	$0.00	$0.00
MATSUP - Materials & Supplies						
10.05.020.0000.560.05	Office Supplies General	0.0000	60.0000	0.0000	0.0000	0.0000
Account Classification Total: MATSUP - Materials & Supplies		$0.00	$60.00	$0.00	$0.00	$0.00
Program Total: 0000 - Non Program		$1,730.29	$1,395.86	$0.00	$0.00	$0.00
Division Total: 020 - Art & Culture Commission		$1,730.29	$1,395.86	$0.00	$0.00	$0.00
Department Total: 05 - Village Board		$86,584.85	$67,611.05	$83,470.76	$83,470.76	$92,363.87
Department: 10 - Administration						
Division: 001 - Administration						
Program: 0000 - Non Program						
PSER - Personnel Services						
10.10.001.0000.500.01	Salaries Regular Salaries	189,852.5600	194,639.4800	221,541.0000	221,541.0000	234,312.0000
10.10.001.0000.500.02	Salaries Overtime	0.0000	0.0000	3,900.0000	3,900.0000	4,027.0000
10.10.001.0000.500.04	Salaries Part-Time	25,566.2300	18,808.3800	0.0000	0.0000	0.0000
10.10.001.0000.510.05	Fringe Benefits Deferred Compensation	3,249.8400	3,385.2500	3,250.0000	3,250.0000	3,250.0000
10.10.001.0000.510.10	Fringe Benefits Medicare	0.0000	0.0000	0.0000	0.0000	3,566.0000
10.10.001.0000.510.12	Fringe Benefits Social Security	0.0000	0.0000	0.0000	0.0000	13,628.0000
10.10.001.0000.510.15	Fringe Benefits IMRF Er Contribution	0.0000	0.0000	0.0000	0.0000	26,568.0000
10.10.001.0000.510.25	Fringe Benefits Medical/Dental Insurance	35,519.0200	37,044.5000	37,454.0000	37,454.0000	37,857.0000
10.10.001.0000.510.30	Fringe Benefits Vision Insurance	216.4700	225.3500	217.0000	217.0000	299.0000
10.10.001.0000.510.40	Fringe Benefits Life Insurance	477.7100	513.3200	496.0000	496.0000	496.0000
10.10.001.0000.510.45	Fringe Benefits Vehicle Reimbursement	3,900.0000	3,900.0000	4,063.0000	4,063.0000	3,900.0000
10.10.001.0000.510.46	Fringe Benefits Phone Allowance	413.0800	643.8800	405.0000	405.0000	390.0000
10.10.001.0000.510.70	Fringe Benefits Other Benefits	199.0000	200.0000	0.0000	0.0000	0.0000
Account Classification Total: PSER - Personnel Services		$259,393.91	$259,360.16	$271,326.00	$271,326.00	$328,293.00
PROFDEVEL - Professional Development						
10.10.001.0000.515.05	Personnel Development Meetings/Activities/Expenses	4,598.4100	308.0000	2,000.0000	2,000.0000	2,000.0000
10.10.001.0000.515.10	Personnel Development Training and Conferences	7,379.5100	4,096.5000	7,800.0000	7,800.0000	7,050.0000
10.10.001.0000.515.20	Personnel Development Membership and Dues	6,768.5500	3,512.8000	2,750.0000	2,750.0000	3,050.0000
10.10.001.0000.515.25	Personnel Development Publications-Subscriptions	1,189.4400	7,052.3600	2,000.0000	2,000.0000	2,000.0000
Account Classification Total: PROFDEVEL - Professional Development		$19,935.91	$14,969.66	$14,550.00	$14,550.00	$14,100.00
OSERV - Outside Services						
10.10.001.0000.523.10	Other Services Consulting	53,023.0400	90,379.6000	118,000.0000	185,000.0000	129,000.0000
10.10.001.0000.523.25	Other Services Events	69.1200	3,035.0000	0.0000	0.0000	0.0000
10.10.001.0000.523.35	Other Services Document Destruction	553.6000	2,111.9200	0.0000	0.0000	0.0000
10.10.001.0000.523.55	Other Services Ordinance Codification	8,733.0700	4,726.7400	5,000.0000	5,000.0000	5,000.0000
10.10.001.0000.523.70	Other Services Public Relations/Marketing	23,238.8500	22,713.8100	2,500.0000	32,500.0000	2,500.0000
10.10.001.0000.523.90	Other Services Appraisal	0.0000	0.0000	3,600.0000	3,600.0000	3,600.0000
10.10.001.0000.524.20	Subscription Services Organizational Memberships	8,693.1200	12,840.2200	0.0000	0.0000	12,000.0000
10.10.001.0000.525.05	Communications Postage	9,566.3000	6,262.5500	9,000.0000	9,000.0000	9,000.0000
10.10.001.0000.525.10	Communications Telephone	3,013.0600	3,569.7100	3,000.0000	3,000.0000	3,000.0000

G/L Account Number	Account Description	2020 Actual Amount	2021 Actual Amount	2022 Adopted Budget	2022 Amended Budget	FY23 Proposed
10.10.001.0000.527.05	Insurance IRMA Premium	1,071.0000	20,873.0000	0.0000	0.0000	40,000.0000
10.10.001.0000.527.10	Insurance IRMA Deductible	450.0000	560.9100	0.0000	0.0000	0.0000
10.10.001.0000.540.05	Printing/Advertising Recording and Legal Notices	1,373.8000	1,534.3400	0.0000	0.0000	2,000.0000
10.10.001.0000.540.10	Printing/Advertising Outside Print Services	65.9500	1,272.0000	1,000.0000	1,000.0000	1,000.0000
10.10.001.0000.540.15	Printing/Advertising Newsletter	5,284.0000	0.0000	0.0000	0.0000	0.0000
10.10.001.0000.558.05	Rent/Lease Office Equipment	1,562.1600	1,562.1600	1,500.0000	1,500.0000	2,000.0000
	Account Classification Total: OSERV - Outside Services	$116,697.07	$171,441.96	$143,600.00	$240,600.00	$209,100.00
MATSUP - Materials & Supplies						
10.10.001.0000.560.05	Office Supplies General	7,825.2100	2,958.8400	5,000.0000	5,000.0000	5,000.0000
10.10.001.0000.560.10	Office Supplies Paper	168.0200	125.8200	0.0000	0.0000	0.0000
10.10.001.0000.565.20	Operating Supplies Safety	977.9600	3,457.8400	3,000.0000	3,000.0000	3,000.0000
	Account Classification Total: MATSUP - Materials & Supplies	$8,971.19	$6,542.50	$8,000.00	$8,000.00	$8,000.00
OTHER - Other Expenses						
10.10.001.0000.830.00	Incentives General	0.0000	0.0000	3,500.0000	3,500.0000	0.0000
10.10.001.0000.830.10	Incentives Residential	3,580.1700	6,847.7800	10,800.0000	10,800.0000	10,800.0000
	Account Classification Total: OTHER - Other Expenses	$3,580.17	$6,847.78	$14,300.00	$14,300.00	$10,800.00
	Program Total: 0000 - Non Program	$408,578.25	$459,162.06	$451,776.00	$548,776.00	$570,293.00
	Division Total: 001 - Administration	$408,578.25	$459,162.06	$451,776.00	$548,776.00	$570,293.00
Division: 020 - Art & Culture Commission						
Program: 0000 - Non Program						
OSERV - Outside Services						
10.10.020.0000.523.30	Other Services Art & Culture Commission	208.1600	0.0000	0.0000	0.0000	0.0000
	Account Classification Total: OSERV - Outside Services	$208.16	$0.00	$0.00	$0.00	$0.00
MATSUP - Materials & Supplies						
10.10.020.0000.560.05	Office Supplies General	69.7700	322.1600	0.0000	0.0000	0.0000
	Account Classification Total: MATSUP - Materials & Supplies	$69.77	$322.16	$0.00	$0.00	$0.00
	Program Total: 0000 - Non Program	$277.93	$322.16	$0.00	$0.00	$0.00
	Division Total: 020 - Art & Culture Commission	$277.93	$322.16	$0.00	$0.00	$0.00
Division: 120 - Human Resources						
Program: 0000 - Non Program						
PSER - Personnel Services						
10.10.120.0000.500.01	Salaries Regular Salaries	58,781.2300	61,921.9700	62,938.0000	62,938.0000	64,997.0000
10.10.120.0000.510.10	Fringe Benefits Medicare	0.0000	0.0000	0.0000	0.0000	943.0000
10.10.120.0000.510.12	Fringe Benefits Social Security	0.0000	0.0000	0.0000	0.0000	4,030.0000
10.10.120.0000.510.15	Fringe Benefits IMRF Er Contribution	0.0000	0.0000	0.0000	0.0000	7,105.0000
10.10.120.0000.510.25	Fringe Benefits Medical/Dental Insurance	46,259.7500	64,141.5800	15,128.0000	15,128.0000	15,128.0000
10.10.120.0000.510.27	Fringe Benefits Stop Loss	1,607.7200	0.0000	0.0000	0.0000	0.0000
10.10.120.0000.510.30	Fringe Benefits Vision Insurance	735.4000	743.9000	85.0000	85.0000	117.0000
10.10.120.0000.510.40	Fringe Benefits Life Insurance	110.6600	112.6400	108.0000	108.0000	108.0000
10.10.120.0000.510.46	Fringe Benefits Phone Allowance	15.0000	37.5000	0.0000	0.0000	0.0000
10.10.120.0000.510.50	Fringe Benefits EAP Benefit	1,985.1600	1,985.1600	0.0000	0.0000	0.0000
10.10.120.0000.510.52	Fringe Benefits Wellness	345.2900	3,260.6400	0.0000	0.0000	0.0000
10.10.120.0000.510.70	Fringe Benefits Other Benefits	54.0000	312.4500	0.0000	0.0000	0.0000
	Account Classification Total: PSER - Personnel Services	$109,894.21	$132,515.84	$78,259.00	$78,259.00	$92,428.00
PROFDEVEL - Professional Development						
10.10.120.0000.515.05	Personnel Development Meetings/Activities/Expenses	996.0400	434.7000	1,000.0000	1,000.0000	1,000.0000
10.10.120.0000.515.10	Personnel Development Training and Conferences	14,302.4700	17,988.0000	31,000.0000	31,000.0000	31,000.0000
10.10.120.0000.515.20	Personnel Development Membership and Dues	2,456.6300	2,786.0000	3,000.0000	3,000.0000	3,000.0000
10.10.120.0000.515.25	Personnel Development Publications-Subscriptions	1,459.5000	889.7500	7,390.0000	7,390.0000	7,390.0000
10.10.120.0000.515.30	Personnel Development Employee Recognition Activities	1,802.7600	1,180.8000	3,000.0000	3,000.0000	3,000.0000
	Account Classification Total: PROFDEVEL - Professional Development	$21,017.40	$23,279.25	$45,390.00	$45,390.00	$45,390.00
OSERV - Outside Services						
10.10.120.0000.523.05	Other Services Medical	7,231.3000	6,286.5000	3,000.0000	3,000.0000	3,000.0000

G/L Account Number	Account Description	2020 Actual Amount	2021 Actual Amount	2022 Adopted Budget	2022 Amended Budget	FY23 Proposed
10.10.120.0000.523.10	Other Services Consulting	0.0000	0.0000	1,200.0000	1,200.0000	6,000.0000
10.10.120.0000.540.05	Printing/Advertising Recording and Legal Notices	453.3800	0.0000	0.0000	0.0000	0.0000
	Account Classification Total: OSERV - Outside Services	$7,684.68	$6,286.50	$4,200.00	$4,200.00	$9,000.00
MATSUP - Materials & Supplies						
10.10.120.0000.565.20	Operating Supplies Safety	89.6500	790.2800	1,000.0000	1,000.0000	1,000.0000
10.10.120.0000.565.50	Operating Supplies Wellness	4,291.8800	14,898.5800	6,000.0000	6,000.0000	6,000.0000
	Account Classification Total: MATSUP - Materials & Supplies	$4,381.53	$15,688.86	$7,000.00	$7,000.00	$7,000.00
	Program Total: 0000 - Non Program	$142,977.82	$177,770.45	$134,849.00	$134,849.00	$153,818.00
	Division Total: 120 - Human Resources	$142,977.82	$177,770.45	$134,849.00	$134,849.00	$153,818.00
Division: 130 - Community Relations						
Program: 0000 - Non Program						
PSER - Personnel Services						
10.10.130.0000.500.01	Salaries Regular Salaries	56,850.0500	58,748.0300	59,413.0000	59,413.0000	61,360.0000
10.10.130.0000.500.02	Salaries Overtime	6,635.5900	2,555.9600	0.0000	0.0000	0.0000
10.10.130.0000.510.10	Fringe Benefits Medicare	0.0000	0.0000	0.0000	0.0000	890.0000
10.10.130.0000.510.12	Fringe Benefits Social Security	0.0000	0.0000	0.0000	0.0000	3,805.0000
10.10.130.0000.510.15	Fringe Benefits IMRF Er Contribution	0.0000	0.0000	0.0000	0.0000	6,775.0000
10.10.130.0000.510.25	Fringe Benefits Medical/Dental Insurance	13,485.2100	14,792.1600	15,048.0000	15,048.0000	15,446.0000
10.10.130.0000.510.30	Fringe Benefits Vision Insurance	127.9300	131.7600	132.0000	132.0000	182.0000
10.10.130.0000.510.40	Fringe Benefits Life Insurance	163.1100	168.0000	168.0000	168.0000	168.0000
10.10.130.0000.510.70	Fringe Benefits Other Benefits	91.0300	0.0000	0.0000	0.0000	0.0000
	Account Classification Total: PSER - Personnel Services	$77,352.92	$76,395.91	$74,761.00	$74,761.00	$88,626.00
OSERV - Outside Services						
10.10.130.0000.523.25	Other Services Events	0.0000	3,516.7600	84,000.0000	84,000.0000	78,500.0000
10.10.130.0000.523.70	Other Services Public Relations/Marketing	384.0000	854.0000	0.0000	0.0000	0.0000
10.10.130.0000.525.15	Communications Cell Phones	1,249.0000	1,399.9900	0.0000	0.0000	500.0000
10.10.130.0000.540.10	Printing/Advertising Outside Print Services	4,556.8400	547.1600	2,000.0000	2,000.0000	500.0000
10.10.130.0000.540.15	Printing/Advertising Newsletter	2,522.0000	2,560.0000	18,000.0000	18,000.0000	10,000.0000
	Account Classification Total: OSERV - Outside Services	$8,711.84	$8,877.91	$104,000.00	$104,000.00	$89,500.00
MATSUP - Materials & Supplies						
10.10.130.0000.565.00	Operating Supplies General	20,693.0400	40,840.1600	0.0000	0.0000	60,000.0000
	Account Classification Total: MATSUP - Materials & Supplies	$20,693.04	$40,840.16	$0.00	$0.00	$60,000.00
	Program Total: 0000 - Non Program	$106,757.80	$126,113.98	$178,761.00	$178,761.00	$238,126.00
Program: 0005 - Heritage Fest						
OSERV - Outside Services						
10.10.130.0005.523.25	Other Services Events	32,569.7500	0.0000	0.0000	0.0000	0.0000
10.10.130.0005.525.05	Communications Postage	382.3000	0.0000	0.0000	0.0000	0.0000
	Account Classification Total: OSERV - Outside Services	$32,952.05	$0.00	$0.00	$0.00	$0.00
MATSUP - Materials & Supplies						
10.10.130.0005.560.05	Office Supplies General	17.0300	0.0000	0.0000	0.0000	0.0000
	Account Classification Total: MATSUP - Materials & Supplies	$17.03	$0.00	$0.00	$0.00	$0.00
	Program Total: 0005 - Heritage Fest	$32,969.08	$0.00	$0.00	$0.00	$0.00
Program: 0010 - Quarryman Challenge						
MATSUP - Materials & Supplies						
10.10.130.0010.565.40	Operating Supplies Events	77.0000	0.0000	0.0000	0.0000	0.0000
	Account Classification Total: MATSUP - Materials & Supplies	$77.00	$0.00	$0.00	$0.00	$0.00
	Program Total: 0010 - Quarryman Challenge	$77.00	$0.00	$0.00	$0.00	$0.00
Program: 0015 - St. Patrick's Day						
OSERV - Outside Services						
10.10.130.0015.523.25	Other Services Events	1,750.0000	0.2900	0.0000	0.0000	2,350.0000
	Account Classification Total: OSERV - Outside Services	$1,750.00	$0.29	$0.00	$0.00	$2,350.00
MATSUP - Materials & Supplies						
10.10.130.0015.565.00	Operating Supplies General	18.0500	53.4100	0.0000	0.0000	100.0000
	Account Classification Total: MATSUP - Materials & Supplies	$18.05	$53.41	$0.00	$0.00	$100.00
	Program Total: 0015 - St. Patrick's Day	$1,768.05	$53.70	$0.00	$0.00	$2,450.00

G/L Account Number	Account Description	2020 Actual Amount	2021 Actual Amount	2022 Adopted Budget	2022 Amended Budget	FY23 Proposed
Program: 0020 - Halloween Hoedown						
OSERV - Outside Services						
10.10.130.0020.523.25	Other Services Events	1,601.5800	0.0000	0.0000	0.0000	1,900.0000
Account Classification Total: OSERV - Outside Services		$1,601.58	$0.00	$0.00	$0.00	$1,900.00
MATSUP - Materials & Supplies						
10.10.130.0020.560.05	Office Supplies General	25.4300	0.0000	0.0000	0.0000	100.0000
10.10.130.0020.565.00	Operating Supplies General	375.9500	0.0000	0.0000	0.0000	500.0000
Account Classification Total: MATSUP - Materials & Supplies		$401.38	$0.00	$0.00	$0.00	$600.00
Program Total: 0020 - Halloween Hoedown		$2,002.96	$0.00	$0.00	$0.00	$2,500.00
Program: 0030 - Hometown Holiday						
OSERV - Outside Services						
10.10.130.0030.523.25	Other Services Events	3,144.9600	2,934.0000	0.0000	0.0000	19,500.0000
Account Classification Total: OSERV - Outside Services		$3,144.96	$2,934.00	$0.00	$0.00	$19,500.00
MATSUP - Materials & Supplies						
10.10.130.0030.565.40	Operating Supplies Events	0.0000	400.0000	0.0000	0.0000	500.0000
Account Classification Total: MATSUP - Materials & Supplies		$0.00	$400.00	$0.00	$0.00	$500.00
Program Total: 0030 - Hometown Holiday		$3,144.96	$3,334.00	$0.00	$0.00	$20,000.00
Program: 0040 - Farmer's Market						
OSERV - Outside Services						
10.10.130.0040.540.10	Printing/Advertising Outside Print Services	227.3700	0.0000	0.0000	0.0000	0.0000
Account Classification Total: OSERV - Outside Services		$227.37	$0.00	$0.00	$0.00	$0.00
MATSUP - Materials & Supplies						
10.10.130.0040.565.45	Operating Supplies Public Relations/Marketing	40.0000	0.0000	0.0000	0.0000	0.0000
Account Classification Total: MATSUP - Materials & Supplies		$40.00	$0.00	$0.00	$0.00	$0.00
Program Total: 0040 - Farmer's Market		$267.37	$0.00	$0.00	$0.00	$0.00
Program: 0060 - Fireworks						
OSERV - Outside Services						
10.10.130.0060.523.25	Other Services Events	10,000.0000	5,000.0000	0.0000	0.0000	10,000.0000
Account Classification Total: OSERV - Outside Services		$10,000.00	$5,000.00	$0.00	$0.00	$10,000.00
Program Total: 0060 - Fireworks		$10,000.00	$5,000.00	$0.00	$0.00	$10,000.00
Program: 0065 - Sunset Soiree						
OSERV - Outside Services						
10.10.130.0065.523.25	Other Services Events	3,231.7200	0.0000	0.0000	0.0000	0.0000
Account Classification Total: OSERV - Outside Services		$3,231.72	$0.00	$0.00	$0.00	$0.00
Program Total: 0065 - Sunset Soiree		$3,231.72	$0.00	$0.00	$0.00	$0.00
Division Total: 130 - Community Relations		$160,218.94	$134,501.68	$178,761.00	$178,761.00	$273,076.00
Division: 140 - Legal- Corporate						
Program: 0000 - Non Program						
OSERV - Outside Services						
10.10.140.0000.530.10	Legal Adjudication	10,000.0000	10,500.0000	0.0000	0.0000	0.0000
10.10.140.0000.530.15	Legal Prosecution	1,732.5000	0.0000	0.0000	0.0000	0.0000
Account Classification Total: OSERV - Outside Services		$11,732.50	$10,500.00	$0.00	$0.00	$0.00
Program Total: 0000 - Non Program		$11,732.50	$10,500.00	$0.00	$0.00	$0.00
Division Total: 140 - Legal- Corporate		$11,732.50	$10,500.00	$0.00	$0.00	$0.00
Division: 420 - Economic Development						
Program: 0000 - Non Program						
PROFDEVEL - Professional Development						
10.10.420.0000.515.10	Personnel Development Training and Conferences	0.0000	0.0000	1,500.0000	1,500.0000	1,500.0000
10.10.420.0000.515.20	Personnel Development Membership and Dues	0.0000	0.0000	7,000.0000	7,000.0000	7,000.0000
Account Classification Total: PROFDEVEL - Professional Development		$0.00	$0.00	$8,500.00	$8,500.00	$8,500.00
OSERV - Outside Services						
10.10.420.0000.523.45	Other Services Economic Development	3,750.0000	16,370.6800	22,000.0000	28,250.0000	32,000.0000
10.10.420.0000.540.10	Printing/Advertising Outside Print Services	625.0000	0.0000	5,000.0000	5,000.0000	5,000.0000
Account Classification Total: OSERV - Outside Services		$4,375.00	$16,370.68	$27,000.00	$33,250.00	$37,000.00
Program Total: 0000 - Non Program		$4,375.00	$16,370.68	$35,500.00	$41,750.00	$45,500.00

G/L Account Number	Account Description	2020 Actual Amount	2021 Actual Amount	2022 Adopted Budget	2022 Amended Budget	FY23 Proposed
	Division Total: 420 - Economic Development	$4,375.00	$16,370.68	$35,500.00	$41,750.00	$45,500.00
Division: 470 - General Engineering						
Program: 0000 - Non Program						
OSERV - Outside Services						
10.10.470.0000.523.50	Other Services General Engineering	45,395.6600	68,742.7000	40,000.0000	40,000.0000	45,000.0000
10.10.470.0000.523.70	Other Services Public Relations/Marketing	0.0000	15.0000	0.0000	0.0000	0.0000
	Account Classification Total: OSERV - Outside Services	$45,395.66	$68,757.70	$40,000.00	$40,000.00	$45,000.00
	Program Total: 0000 - Non Program	$45,395.66	$68,757.70	$40,000.00	$40,000.00	$45,000.00
	Division Total: 470 - General Engineering	$45,395.66	$68,757.70	$40,000.00	$40,000.00	$45,000.00
Division: 500 - Capital						
Program: 0000 - Non Program						
CAP - Capital Outlay						
10.10.500.0000.612.10	Capital Outlay Office Equipment Small Inventory Asset	7,270.2800	9,203.7300	0.0000	2,006.0000	0.0000
	Account Classification Total: CAP - Capital Outlay	$7,270.28	$9,203.73	$0.00	$2,006.00	$0.00
	Program Total: 0000 - Non Program	$7,270.28	$9,203.73	$0.00	$2,006.00	$0.00
	Division Total: 500 - Capital	$7,270.28	$9,203.73	$0.00	$2,006.00	$0.00
	Department Total: 10 - Administration	$780,826.38	$876,588.46	$840,886.00	$946,142.00	$1,087,687.00
Department: 12 - Lemont TV						
Division: 001 - Administration						
Program: 0000 - Non Program						
OSERV - Outside Services						
10.12.001.0000.523.15	Other Services Data Processing / Technology	195.0000	500.0000	7,000.0000	7,000.0000	7,000.0000
	Account Classification Total: OSERV - Outside Services	$195.00	$500.00	$7,000.00	$7,000.00	$7,000.00
	Program Total: 0000 - Non Program	$195.00	$500.00	$7,000.00	$7,000.00	$7,000.00
	Division Total: 001 - Administration	$195.00	$500.00	$7,000.00	$7,000.00	$7,000.00
Division: 500 - Capital						
Program: 0000 - Non Program						
OSERV - Outside Services						
10.12.500.0000.523.15	Other Services Data Processing / Technology	6,320.0000	5,500.0000	0.0000	0.0000	0.0000
	Account Classification Total: OSERV - Outside Services	$6,320.00	$5,500.00	$0.00	$0.00	$0.00
CAP - Capital Outlay						
10.12.500.0000.610.10	Capital Outlay Machinery & Equipment Small Inventory Asset	0.0000	0.0000	5,000.0000	5,000.0000	15,048.0000
	Account Classification Total: CAP - Capital Outlay	$0.00	$0.00	$5,000.00	$5,000.00	$15,048.00
	Program Total: 0000 - Non Program	$6,320.00	$5,500.00	$5,000.00	$5,000.00	$15,048.00
	Division Total: 500 - Capital	$6,320.00	$5,500.00	$5,000.00	$5,000.00	$15,048.00
	Department Total: 12 - Lemont TV	$6,515.00	$6,000.00	$12,000.00	$12,000.00	$22,048.00
Department: 14 - Legal						
Division: 001 - Administration						
Program: 0000 - Non Program						
OSERV - Outside Services						
10.14.001.0000.540.05	Printing/Advertising Recording and Legal Notices	5,204.7500	0.0000	0.0000	0.0000	0.0000
	Account Classification Total: OSERV - Outside Services	$5,204.75	$0.00	$0.00	$0.00	$0.00
	Program Total: 0000 - Non Program	$5,204.75	$0.00	$0.00	$0.00	$0.00
	Division Total: 001 - Administration	$5,204.75	$0.00	$0.00	$0.00	$0.00
Division: 140 - Legal- Corporate						
Program: 0000 - Non Program						
OSERV - Outside Services						
10.14.140.0000.523.10	Other Services Consulting	1,860.3100	1,283.9200	0.0000	0.0000	0.0000
10.14.140.0000.530.05	Legal Corporate	168,913.8600	139,350.3100	150,000.0000	150,000.0000	150,000.0000
	Account Classification Total: OSERV - Outside Services	$170,774.17	$140,634.23	$150,000.00	$150,000.00	$150,000.00
	Program Total: 0000 - Non Program	$170,774.17	$140,634.23	$150,000.00	$150,000.00	$150,000.00
	Division Total: 140 - Legal- Corporate	$170,774.17	$140,634.23	$150,000.00	$150,000.00	$150,000.00
Division: 141 - Legal-Litigation						
Program: 0000 - Non Program						

G/L Account Number	Account Description	2020 Actual Amount	2021 Actual Amount	2022 Adopted Budget	2022 Amended Budget	FY23 Proposed
OSERV - Outside Services						
10.14.141.0000.523.10	Other Services Consulting	150.0000	0.0000	0.0000	0.0000	0.0000
10.14.141.0000.530.07	Legal Litigation	3,634.0000	0.0000	5,000.0000	5,000.0000	5,000.0000
10.14.141.0000.530.10	Legal Adjudication	1,864.5000	7,441.5000	18,000.0000	18,000.0000	10,000.0000
Account Classification Total: OSERV - Outside Services		$5,648.50	$7,441.50	$23,000.00	$23,000.00	$15,000.00
Program Total: 0000 - Non Program		$5,648.50	$7,441.50	$23,000.00	$23,000.00	$15,000.00
Division Total: 141 - Legal-Litigation		$5,648.50	$7,441.50	$23,000.00	$23,000.00	$15,000.00
Division: 142 - Legal-Prosecution						
Program: 0000 - Non Program						
OSERV - Outside Services						
10.14.142.0000.530.10	Legal Adjudication	4,702.5000	0.0000	0.0000	0.0000	0.0000
10.14.142.0000.530.15	Legal Prosecution	10,835.9000	7,854.0000	25,000.0000	25,000.0000	25,000.0000
Account Classification Total: OSERV - Outside Services		$15,538.40	$7,854.00	$25,000.00	$25,000.00	$25,000.00
Program Total: 0000 - Non Program		$15,538.40	$7,854.00	$25,000.00	$25,000.00	$25,000.00
Division Total: 142 - Legal-Prosecution		$15,538.40	$7,854.00	$25,000.00	$25,000.00	$25,000.00
Division: 143 - Legal-Labor						
Program: 0000 - Non Program						
OSERV - Outside Services						
10.14.143.0000.530.20	Legal Labor	50.0000	6,114.2500	10,000.0000	10,000.0000	0.0000
Account Classification Total: OSERV - Outside Services		$50.00	$6,114.25	$10,000.00	$10,000.00	$0.00
Program Total: 0000 - Non Program		$50.00	$6,114.25	$10,000.00	$10,000.00	$0.00
Division Total: 143 - Legal-Labor		$50.00	$6,114.25	$10,000.00	$10,000.00	$0.00
Department Total: 14 - Legal		$197,215.82	$162,043.98	$208,000.00	$208,000.00	$190,000.00
Department: 15 - Finance						
Division: 001 - Administration						
Program: 0000 - Non Program						
PSER - Personnel Services						
10.15.001.0000.500.01	Salaries Regular Salaries	151,535.2300	160,143.7100	152,202.7000	152,202.7000	218,415.0000
10.15.001.0000.500.02	Salaries Overtime	4,262.8100	167.2400	0.0000	0.0000	0.0000
10.15.001.0000.500.04	Salaries Part-Time	53,360.3200	61,096.5200	71,370.5200	71,370.5200	77,667.0000
10.15.001.0000.510.10	Fringe Benefits Medicare	0.0000	0.0000	0.0000	0.0000	4,294.0000
10.15.001.0000.510.12	Fringe Benefits Social Security	0.0000	0.0000	0.0000	0.0000	18,357.0000
10.15.001.0000.510.15	Fringe Benefits IMRF Er Contribution	0.0000	0.0000	0.0000	0.0000	32,441.0000
10.15.001.0000.510.25	Fringe Benefits Medical/Dental Insurance	11,021.8200	11,763.0600	12,815.5200	12,815.5200	16,659.0000
10.15.001.0000.510.30	Fringe Benefits Vision Insurance	61.2600	61.5000	59.0400	59.0400	82.0000
10.15.001.0000.510.40	Fringe Benefits Life Insurance	247.2700	266.4200	258.7200	258.7200	426.0000
10.15.001.0000.510.46	Fringe Benefits Phone Allowance	60.0000	375.0000	195.0000	195.0000	0.0000
10.15.001.0000.510.70	Fringe Benefits Other Benefits	371.1300	375.0000	0.0000	0.0000	0.0000
Account Classification Total: PSER - Personnel Services		$220,919.84	$234,248.45	$236,901.50	$236,901.50	$368,341.00
PROFDEVEL - Professional Development						
10.15.001.0000.515.05	Personnel Development Meetings/Activities/Expenses	172.9500	0.0000	300.0000	300.0000	300.0000
10.15.001.0000.515.10	Personnel Development Training and Conferences	2,130.5900	2,829.0000	5,000.0000	5,000.0000	11,000.0000
10.15.001.0000.515.15	Personnel Development Tuition Reimbursement	0.0000	0.0000	0.0000	0.0000	6,000.0000
Account Classification Total: PROFDEVEL - Professional Development		$2,303.54	$2,829.00	$5,300.00	$5,300.00	$17,300.00
OSERV - Outside Services						
10.15.001.0000.520.05	Financial Services Banking	10,620.2900	16,505.8600	15,000.0000	15,000.0000	22,000.0000
10.15.001.0000.520.20	Financial Services Audit	32,955.0000	39,990.0000	36,000.0000	36,000.0000	35,240.0000
10.15.001.0000.520.30	Financial Services Discovery Benefits Fee	630.0000	540.0000	1,000.0000	1,000.0000	500.0000
10.15.001.0000.523.10	Other Services Consulting	8,350.8400	1,167.3400	10,000.0000	10,000.0000	10,000.0000
10.15.001.0000.523.15	Other Services Data Processing / Technology	27,723.8600	30,170.4800	30,000.0000	30,000.0000	33,000.0000
10.15.001.0000.524.20	Subscription Services Organizational Memberships	1,090.0000	5,765.0000	5,000.0000	5,000.0000	8,850.0000
10.15.001.0000.525.05	Communications Postage	3,761.8500	4,064.6700	4,000.0000	4,000.0000	4,000.0000
10.15.001.0000.540.05	Printing/Advertising Recording and Legal Notices	1,149.6500	2,057.8900	3,000.0000	3,000.0000	3,000.0000
10.15.001.0000.558.05	Rent/Lease Office Equipment	1,083.0900	843.3600	3,800.0000	3,800.0000	1,000.0000

G/L Account Number	Account Description	2020 Actual Amount	2021 Actual Amount	2022 Adopted Budget	2022 Amended Budget	FY23 Proposed
	Account Classification Total: OSERV - Outside Services	$87,364.58	$101,104.60	$107,800.00	$107,800.00	$117,590.00
MATSUP - Materials & Supplies						
10.15.001.0000.560.05	Office Supplies General	4,324.2300	4,073.4300	2,500.0000	2,500.0000	2,500.0000
10.15.001.0000.560.10	Office Supplies Paper	128.5900	174.0500	300.0000	300.0000	300.0000
	Account Classification Total: MATSUP - Materials & Supplies	$4,452.82	$4,247.48	$2,800.00	$2,800.00	$2,800.00
OTHER - Other Expenses						
10.15.001.0000.520.40	Financial Services Retail Sales Tax Rebate	28,587.0300	76,080.5500	100,000.0000	100,000.0000	100,000.0000
	Account Classification Total: OTHER - Other Expenses	$28,587.03	$76,080.55	$100,000.00	$100,000.00	$100,000.00
	Program Total: 0000 - Non Program	$343,627.81	$418,510.08	$452,801.50	$452,801.50	$606,031.00
	Division Total: 001 - Administration	$343,627.81	$418,510.08	$452,801.50	$452,801.50	$606,031.00
Division: 170 - Accounting Services						
Program: 0000 - Non Program						
OTHER - Other Expenses						
10.15.170.0000.850.90	Bad Debt Miscellaneous	0.0000	7,127.0000	0.0000	0.0000	0.0000
	Account Classification Total: OTHER - Other Expenses	$0.00	$7,127.00	$0.00	$0.00	$0.00
	Program Total: 0000 - Non Program	$0.00	$7,127.00	$0.00	$0.00	$0.00
	Division Total: 170 - Accounting Services	$0.00	$7,127.00	$0.00	$0.00	$0.00
Division: 950 - interfund						
Program: 0000 - Non Program						
OFU - Other Financing Uses						
10.15.950.0000.900.18	Interfund Transfer Out Debt Service Fund	1,524,004.0000	1,107,725.0000	1,093,935.0000	1,093,935.0000	970,545.0000
10.15.950.0000.900.31	Interfund Transfer Out Main/Archer TIF	0.0000	250,000.0000	0.0000	0.0000	0.0000
10.15.950.0000.900.33	Interfund Transfer Out TOD TIF	0.0000	40,000.0000	0.0000	0.0000	0.0000
10.15.950.0000.900.35	Interfund Transfer Out I&M TIF Fund	0.0000	25,000.0000	0.0000	0.0000	0.0000
10.15.950.0000.900.55	Interfund Transfer Out Property Maintenance Fund	0.0000	260,000.0000	225,000.0000	225,000.0000	600,000.0000
10.15.950.0000.900.74	Interfund Transfer Out Parking Garage Fund	454,454.0000	50,000.0000	0.0000	0.0000	0.0000
	Account Classification Total: OFU - Other Financing Uses	$1,978,458.00	$1,732,725.00	$1,318,935.00	$1,318,935.00	$1,570,545.00
	Program Total: 0000 - Non Program	$1,978,458.00	$1,732,725.00	$1,318,935.00	$1,318,935.00	$1,570,545.00
	Division Total: 950 - interfund	$1,978,458.00	$1,732,725.00	$1,318,935.00	$1,318,935.00	$1,570,545.00
	Department Total: 15 - Finance	$2,322,085.81	$2,158,362.08	$1,771,736.50	$1,771,736.50	$2,176,576.00
Department: 20 - Police						
Division: 001 - Administration						
Program: 0000 - Non Program						
PSER - Personnel Services						
10.20.001.0000.500.01	Salaries Regular Salaries	134,900.3800	140,374.0000	144,612.0000	144,612.0000	145,087.0000
10.20.001.0000.500.02	Salaries Overtime	0.0000	3,210.6500	0.0000	0.0000	0.0000
10.20.001.0000.510.10	Fringe Benefits Medicare	0.0000	0.0000	0.0000	0.0000	2,113.0000
10.20.001.0000.510.20	Fringe Benefits Police Pension EE Contribution	0.0000	0.0000	0.0000	0.0000	1,137,905.0000
10.20.001.0000.510.25	Fringe Benefits Medical/Dental Insurance	20,990.2400	23,162.7600	22,426.0000	22,426.0000	17,087.0000
10.20.001.0000.510.30	Fringe Benefits Vision Insurance	131.7500	137.2300	132.0000	132.0000	119.0000
10.20.001.0000.510.40	Fringe Benefits Life Insurance	210.0000	239.1500	234.0000	234.0000	234.0000
10.20.001.0000.510.46	Fringe Benefits Phone Allowance	600.0800	600.0800	624.0000	624.0000	601.0000
10.20.001.0000.510.70	Fringe Benefits Other Benefits	47.3900	66.7800	0.0000	0.0000	0.0000
10.20.001.0000.512.00	Police Pension Plan Employer Contribution	898,378.0100	1,220,564.2800	0.0000	0.0000	0.0000
	Account Classification Total: PSER - Personnel Services	$1,055,257.85	$1,388,354.93	$168,028.00	$168,028.00	$1,303,146.00
PROFDEVEL - Professional Development						
10.20.001.0000.513.01	Budget-Deferred and pension Deferred and pension	0.0000	0.0000	1,100,000.0000	1,100,000.0000	0.0000
10.20.001.0000.515.15	Personnel Development Tuition Reimbursement	0.0000	0.0000	3,000.0000	3,000.0000	3,000.0000
	Account Classification Total: PROFDEVEL - Professional Development	$0.00	$0.00	$1,103,000.00	$1,103,000.00	$3,000.00
OSERV - Outside Services						
10.20.001.0000.525.10	Communications Telephone	10,142.5000	10,207.6800	10,100.0000	10,100.0000	10,100.0000
10.20.001.0000.527.05	Insurance IRMA Premium	73,728.0000	110,000.0000	110,000.0000	110,000.0000	110,000.0000
10.20.001.0000.527.10	Insurance IRMA Deductible	52,193.4300	38,675.5600	35,000.0000	35,000.0000	35,000.0000
	Account Classification Total: OSERV - Outside Services	$136,063.93	$158,883.24	$155,100.00	$155,100.00	$155,100.00
MATSUP - Materials & Supplies						

G/L Account Number	Account Description	2020 Actual Amount	2021 Actual Amount	2022 Adopted Budget	2022 Amended Budget	FY23 Proposed
10.20.001.0000.560.05	Office Supplies General	114.3000	0.0000	0.0000	0.0000	0.0000
	Account Classification Total: MATSUP - Materials & Supplies	$114.30	$0.00	$0.00	$0.00	$0.00
	Program Total: 0000 - Non Program	$1,191,436.08	$1,547,238.17	$1,426,128.00	$1,426,128.00	$1,461,246.00
	Division Total: 001 - Administration	$1,191,436.08	$1,547,238.17	$1,426,128.00	$1,426,128.00	$1,461,246.00
Division: 050 - Police Commission						
Program: 0000 - Non Program						
OSERV - Outside Services						
10.20.050.0000.523.65	Other Services Police Testing	1,185.5900	0.0000	9,300.0000	9,300.0000	2,000.0000
10.20.050.0000.540.05	Printing/Advertising Recording and Legal Notices	102.5400	0.0000	1,500.0000	1,500.0000	2,500.0000
	Account Classification Total: OSERV - Outside Services	$1,288.13	$0.00	$10,800.00	$10,800.00	$4,500.00
MATSUP - Materials & Supplies						
10.20.050.0000.560.05	Office Supplies General	0.0000	0.0000	1,000.0000	1,000.0000	1,000.0000
	Account Classification Total: MATSUP - Materials & Supplies	$0.00	$0.00	$1,000.00	$1,000.00	$1,000.00
	Program Total: 0000 - Non Program	$1,288.13	$0.00	$11,800.00	$11,800.00	$5,500.00
	Division Total: 050 - Police Commission	$1,288.13	$0.00	$11,800.00	$11,800.00	$5,500.00
Division: 130 - Community Relations						
Program: 0000 - Non Program						
PSER - Personnel Services						
10.20.130.0000.500.06	Salaries Special Detail	185.7600	0.0000	0.0000	0.0000	0.0000
	Account Classification Total: PSER - Personnel Services	$185.76	$0.00	$0.00	$0.00	$0.00
OSERV - Outside Services						
10.20.130.0000.523.70	Other Services Public Relations/Marketing	437.2300	(12.6400)	500.0000	500.0000	500.0000
10.20.130.0000.540.10	Printing/Advertising Outside Print Services	780.3200	222.6000	800.0000	800.0000	800.0000
	Account Classification Total: OSERV - Outside Services	$1,217.55	$209.96	$1,300.00	$1,300.00	$1,300.00
MATSUP - Materials & Supplies						
10.20.130.0000.565.40	Operating Supplies Events	2,026.8500	2,002.7500	4,000.0000	4,000.0000	4,000.0000
	Account Classification Total: MATSUP - Materials & Supplies	$2,026.85	$2,002.75	$4,000.00	$4,000.00	$4,000.00
	Program Total: 0000 - Non Program	$3,430.16	$2,212.71	$5,300.00	$5,300.00	$5,300.00
Program: 1005 - Drug Education						
MATSUP - Materials & Supplies						
10.20.130.1005.560.05	Office Supplies General	500.0000	500.0000	500.0000	500.0000	500.0000
	Account Classification Total: MATSUP - Materials & Supplies	$500.00	$500.00	$500.00	$500.00	$500.00
	Program Total: 1005 - Drug Education	$500.00	$500.00	$500.00	$500.00	$500.00
Program: 1010 - Kops N Kidz						
MATSUP - Materials & Supplies						
10.20.130.1010.565.40	Operating Supplies Events	3,915.9400	0.0000	5,000.0000	5,000.0000	5,000.0000
	Account Classification Total: MATSUP - Materials & Supplies	$3,915.94	$0.00	$5,000.00	$5,000.00	$5,000.00
	Program Total: 1010 - Kops N Kidz	$3,915.94	$0.00	$5,000.00	$5,000.00	$5,000.00
Program: 1015 - Cadet Program						
MATSUP - Materials & Supplies						
10.20.130.1015.564.45	Public Safety Supplies Cadet	646.3300	0.0000	1,000.0000	1,000.0000	500.0000
	Account Classification Total: MATSUP - Materials & Supplies	$646.33	$0.00	$1,000.00	$1,000.00	$500.00
	Program Total: 1015 - Cadet Program	$646.33	$0.00	$1,000.00	$1,000.00	$500.00
Program: 1020 - Crime Prevention						
OSERV - Outside Services						
10.20.130.1020.523.25	Other Services Events	250.0000	186.0700	250.0000	250.0000	250.0000
	Account Classification Total: OSERV - Outside Services	$250.00	$186.07	$250.00	$250.00	$250.00
MATSUP - Materials & Supplies						
10.20.130.1020.565.40	Operating Supplies Events	1,050.2300	0.0000	250.0000	250.0000	250.0000
	Account Classification Total: MATSUP - Materials & Supplies	$1,050.23	$0.00	$250.00	$250.00	$250.00
	Program Total: 1020 - Crime Prevention	$1,300.23	$186.07	$500.00	$500.00	$500.00
Program: 1029 - High School Other						
PSER - Personnel Services						
10.20.130.1029.500.06	Salaries Special Detail	3,628.0000	88.0000	0.0000	0.0000	0.0000
	Account Classification Total: PSER - Personnel Services	$3,628.00	$88.00	$0.00	$0.00	$0.00

G/L Account Number	Account Description	2020 Actual Amount	2021 Actual Amount	2022 Adopted Budget	2022 Amended Budget	FY23 Proposed
	Program Total: 1029 - High School Other	$3,628.00	$88.00	$0.00	$0.00	$0.00
Program:	**1038 - High School Theater**					
PSER - Personnel Services						
10.20.130.1038.500.06	Salaries Special Detail	562.2700	0.0000	0.0000	0.0000	0.0000
	Account Classification Total: PSER - Personnel Services	$562.27	$0.00	$0.00	$0.00	$0.00
	Program Total: 1038 - High School Theater	$562.27	$0.00	$0.00	$0.00	$0.00
Program:	**1039 - High School Traffic**					
PSER - Personnel Services						
10.20.130.1039.500.06	Salaries Special Detail	197.2800	0.0000	0.0000	0.0000	0.0000
	Account Classification Total: PSER - Personnel Services	$197.28	$0.00	$0.00	$0.00	$0.00
	Program Total: 1039 - High School Traffic	$197.28	$0.00	$0.00	$0.00	$0.00
Program:	**1041 - Hindu Temple Deepavali**					
PSER - Personnel Services						
10.20.130.1041.500.06	Salaries Special Detail	1,648.1900	0.0000	0.0000	0.0000	0.0000
	Account Classification Total: PSER - Personnel Services	$1,648.19	$0.00	$0.00	$0.00	$0.00
	Program Total: 1041 - Hindu Temple Deepavali	$1,648.19	$0.00	$0.00	$0.00	$0.00
	Division Total: 130 - Community Relations	$15,828.40	$2,986.78	$12,300.00	$12,300.00	$11,800.00
Division:	**210 - Operations**					
Program:	**0000 - Non Program**					
PSER - Personnel Services						
10.20.210.0000.500.01	Salaries Regular Salaries	1,614,876.1500	1,627,443.9600	1,661,852.0100	1,746,852.0100	1,841,611.0000
10.20.210.0000.500.02	Salaries Overtime	148,930.1100	138,072.4100	266,864.8600	266,864.8600	290,389.0000
10.20.210.0000.500.03	Salaries Mandatory Overtime	40,805.2600	39,847.6200	0.0000	0.0000	0.0000
10.20.210.0000.500.04	Salaries Part-Time	59,242.7700	86,068.5800	201,620.0000	201,620.0000	206,472.0000
10.20.210.0000.500.05	Salaries Crossing Guards	9,683.8000	9,065.5300	23,100.0000	23,100.0000	20,086.0000
10.20.210.0000.500.06	Salaries Special Detail	36,108.8200	8,991.6800	0.0000	0.0000	0.0000
10.20.210.0000.500.20	Salaries Uniform Allowance	18,000.0000	16,000.0000	7,600.0000	7,600.0000	17,850.0000
10.20.210.0000.510.10	Fringe Benefits Medicare	0.0000	0.0000	0.0000	0.0000	34,471.0000
10.20.210.0000.510.12	Fringe Benefits Social Security	0.0000	0.0000	0.0000	0.0000	15,491.0000
10.20.210.0000.510.15	Fringe Benefits IMRF Er Contribution	0.0000	0.0000	0.0000	0.0000	2,573.0000
10.20.210.0000.510.25	Fringe Benefits Medical/Dental Insurance	299,491.6600	279,652.0700	315,579.3600	315,579.3600	295,023.0000
10.20.210.0000.510.30	Fringe Benefits Vision Insurance	1,801.1000	1,810.9300	1,811.7600	1,811.7600	2,313.0000
10.20.210.0000.510.40	Fringe Benefits Life Insurance	2,917.8700	2,886.2400	2,861.0400	2,861.0400	3,213.0000
10.20.210.0000.510.55	Fringe Benefits Unemployment Insurance	1,946.6100	0.0000	0.0000	0.0000	0.0000
10.20.210.0000.510.70	Fringe Benefits Other Benefits	1,228.6800	699.4100	0.0000	0.0000	0.0000
	Account Classification Total: PSER - Personnel Services	$2,235,032.83	$2,210,538.43	$2,481,289.03	$2,566,289.03	$2,729,492.00
PROFDEVEL - Professional Development						
10.20.210.0000.515.05	Personnel Development Meetings/Activities/Expenses	132.4100	157.7100	1,500.0000	1,500.0000	1,500.0000
10.20.210.0000.515.10	Personnel Development Training and Conferences	2,820.1400	823.1800	10,800.0000	10,800.0000	10,800.0000
10.20.210.0000.515.20	Personnel Development Membership and Dues	6,600.0000	11,845.0000	12,200.0000	12,200.0000	10,100.0000
	Account Classification Total: PROFDEVEL - Professional Development	$9,552.55	$12,825.89	$24,500.00	$24,500.00	$22,400.00
OSERV - Outside Services						
10.20.210.0000.522.10	Public Safety Services Prisoner Care	1,149.6400	0.0000	2,000.0000	2,000.0000	2,000.0000
10.20.210.0000.522.15	Public Safety Services Animal Control	306.0000	34.0700	1,500.0000	1,500.0000	1,500.0000
10.20.210.0000.522.45	Public Safety Services Other	1,250.0000	0.0000	4,000.0000	4,000.0000	4,000.0000
10.20.210.0000.524.05	Subscription Services Database	5,053.2000	3,074.4000	7,000.0000	11,998.0000	7,000.0000
10.20.210.0000.525.15	Communications Cell Phones	6,569.9400	6,991.5300	11,200.0000	11,200.0000	13,100.0000
10.20.210.0000.525.20	Communications Dispatch	279,960.8400	267,788.6400	300,000.0000	300,000.0000	310,000.0000
10.20.210.0000.525.30	Communications Radios	1,000.0000	1,172.4200	1,500.0000	1,500.0000	1,500.0000
10.20.210.0000.540.10	Printing/Advertising Outside Print Services	511.6200	676.3000	700.0000	700.0000	700.0000
10.20.210.0000.546.00	Equipment Maintenance General	53.9800	8,872.9900	2,000.0000	2,000.0000	2,000.0000
10.20.210.0000.546.10	Equipment Maintenance Radars	1,037.5000	780.0000	1,500.0000	1,500.0000	1,500.0000
10.20.210.0000.570.25	Maintenance Supplies Communications	3,126.1900	3,232.6500	7,000.0000	7,000.0000	7,000.0000
	Account Classification Total: OSERV - Outside Services	$300,018.91	$292,623.00	$338,400.00	$343,398.00	$350,300.00
MATSUP - Materials & Supplies						

G/L Account Number	Account Description	2020 Actual Amount	2021 Actual Amount	2022 Adopted Budget	2022 Amended Budget	FY23 Proposed
10.20.210.0000.562.10	Uniforms Full Time Sworn	384.3900	2,264.5600	5,000.0000	5,000.0000	5,000.0000
10.20.210.0000.562.15	Uniforms Part Time Sworn	423.9600	225.0000	4,000.0000	4,000.0000	4,000.0000
10.20.210.0000.562.25	Uniforms Community Service Officer	2,601.1700	677.3600	1,000.0000	1,000.0000	1,000.0000
10.20.210.0000.562.35	Uniforms Crossing Guards	0.0000	46.3200	500.0000	500.0000	500.0000
10.20.210.0000.564.15	Public Safety Supplies Prisoner	60.9400	119.9800	1,000.0000	1,000.0000	1,000.0000
10.20.210.0000.564.20	Public Safety Supplies Animal Control	208.9100	52.9700	200.0000	200.0000	200.0000
10.20.210.0000.564.50	Public Safety Supplies Vests	3,791.9100	6,818.7900	8,000.0000	8,000.0000	5,000.0000
10.20.210.0000.565.20	Operating Supplies Safety	13,680.8100	13,822.1000	9,200.0000	11,800.0000	9,200.0000
10.20.210.0000.566.00	Range Supplies General Supplies	390.0500	754.9600	2,000.0000	2,000.0000	2,000.0000
10.20.210.0000.566.05	Range Supplies Ammunition	9,746.4800	44.8500	12,000.0000	12,000.0000	12,000.0000
10.20.210.0000.566.10	Range Supplies Weapons	7,269.6000	6,327.6200	8,000.0000	8,000.0000	8,000.0000
10.20.210.0000.572.10	Vehicle Maintenance Supplies Public Safety	420.0000	0.0000	0.0000	0.0000	0.0000
	Account Classification Total: MATSUP - Materials & Supplies	$38,978.22	$31,154.51	$50,900.00	$53,500.00	$47,900.00
	Program Total: 0000 - Non Program	$2,583,582.51	$2,547,141.83	$2,895,089.03	$2,987,687.03	$3,150,092.00
	Division Total: 210 - Operations	$2,583,582.51	$2,547,141.83	$2,895,089.03	$2,987,687.03	$3,150,092.00
Division:	**220 - Support Services**					
Program:	**0000 - Non Program**					
PSER - Personnel Services						
10.20.220.0000.500.01	Salaries Regular Salaries	476,928.0600	492,432.4300	494,495.9300	494,495.9300	646,198.0000
10.20.220.0000.500.02	Salaries Overtime	18,009.3600	18,515.5400	0.0000	0.0000	0.0000
10.20.220.0000.500.04	Salaries Part-Time	56,006.4900	59,812.1100	78,470.8400	78,470.8400	81,133.2000
10.20.220.0000.510.10	Fringe Benefits Medicare	0.0000	0.0000	0.0000	0.0000	9,645.3100
10.20.220.0000.510.12	Fringe Benefits Social Security	0.0000	0.0000	0.0000	0.0000	24,559.3100
10.20.220.0000.510.15	Fringe Benefits IMRF Er Contribution	0.0000	0.0000	0.0000	0.0000	41,052.1800
10.20.220.0000.510.25	Fringe Benefits Medical/Dental Insurance	69,970.9000	63,803.1900	50,551.2200	50,551.2200	69,657.0000
10.20.220.0000.510.30	Fringe Benefits Vision Insurance	680.9900	636.6900	517.5400	517.5400	852.0000
10.20.220.0000.510.40	Fringe Benefits Life Insurance	1,044.4800	1,105.8200	854.0000	854.0000	1,015.0000
10.20.220.0000.510.46	Fringe Benefits Phone Allowance	69.2400	450.0600	0.0000	0.0000	0.0000
10.20.220.0000.510.70	Fringe Benefits Other Benefits	485.0600	798.6000	0.0000	0.0000	0.0000
	Account Classification Total: PSER - Personnel Services	$623,194.58	$637,554.44	$624,889.53	$624,889.53	$874,112.00
PROFDEVEL - Professional Development						
10.20.220.0000.515.05	Personnel Development Meetings/Activities/Expenses	3,260.5400	1,526.1400	4,000.0000	4,000.0000	4,000.0000
10.20.220.0000.515.10	Personnel Development Training and Conferences	119.8500	0.0000	2,000.0000	2,000.0000	2,000.0000
10.20.220.0000.515.20	Personnel Development Membership and Dues	1,584.4900	1,725.0000	2,200.0000	2,200.0000	2,300.0000
	Account Classification Total: PROFDEVEL - Professional Development	$4,964.88	$3,251.14	$8,200.00	$8,200.00	$8,300.00
OSERV - Outside Services						
10.20.220.0000.522.05	Public Safety Services Accredidation	10,804.0000	11,202.0000	12,100.0000	12,100.0000	14,500.0000
10.20.220.0000.522.20	Public Safety Services Special Operations Detail	424.7000	0.0000	0.0000	0.0000	0.0000
10.20.220.0000.523.15	Other Services Data Processing / Technology	40,040.0400	37,758.3700	45,100.0000	45,100.0000	45,250.0000
10.20.220.0000.523.35	Other Services Document Destruction	445.2000	613.7200	1,000.0000	1,000.0000	1,000.0000
10.20.220.0000.525.05	Communications Postage	1,933.5200	1,950.2000	0.0000	0.0000	2,000.0000
10.20.220.0000.525.15	Communications Cell Phones	5,717.0400	4,937.8900	6,350.0000	6,350.0000	6,350.0000
10.20.220.0000.540.10	Printing/Advertising Outside Print Services	1,087.2700	859.3500	1,500.0000	1,500.0000	1,500.0000
10.20.220.0000.540.30	Printing/Advertising Citations	0.0000	0.0000	1,000.0000	1,000.0000	1,000.0000
10.20.220.0000.540.35	Printing/Advertising Forms	587.8000	185.9500	1,000.0000	1,000.0000	1,000.0000
10.20.220.0000.540.40	Printing/Advertising Awards	0.0000	0.0000	500.0000	500.0000	500.0000
10.20.220.0000.547.00	Vehicle Maintenance General	0.0000	0.0000	0.0000	0.0000	300.0000
10.20.220.0000.558.05	Rent/Lease Office Equipment	2,365.0000	2,530.0000	0.0000	0.0000	3,000.0000
10.20.220.0000.570.25	Maintenance Supplies Communications	267.2800	495.8000	1,000.0000	1,000.0000	1,000.0000
	Account Classification Total: OSERV - Outside Services	$63,671.85	$60,533.28	$69,550.00	$69,550.00	$77,400.00
MATSUP - Materials & Supplies						
10.20.220.0000.560.05	Office Supplies General	5,076.8400	4,447.3500	6,000.0000	6,000.0000	6,000.0000
10.20.220.0000.560.10	Office Supplies Paper	2,158.6000	69.9900	2,300.0000	2,300.0000	2,300.0000
10.20.220.0000.560.15	Office Supplies Data Processing	472.2900	1,954.1100	750.0000	750.0000	750.0000
10.20.220.0000.562.00	Uniforms Full Time Employees	1,554.6900	1,572.2200	2,600.0000	2,600.0000	2,600.0000

G/L Account Number	Account Description	2020 Actual Amount	2021 Actual Amount	2022 Adopted Budget	2022 Amended Budget	FY23 Proposed
10.20.220.0000.562.05	Uniforms Sworn Command	2,872.1400	2,756.8100	3,000.0000	3,000.0000	3,000.0000
10.20.220.0000.562.20	Uniforms Part Time	316.0200	426.5200	500.0000	500.0000	500.0000
10.20.220.0000.562.40	Uniforms Volunteers	0.0000	0.0000	100.0000	100.0000	100.0000
10.20.220.0000.565.00	Operating Supplies General	1,671.8300	3,988.9000	4,000.0000	4,000.0000	4,000.0000
10.20.220.0000.565.20	Operating Supplies Safety	141.4600	499.6700	500.0000	500.0000	500.0000
Account Classification Total: MATSUP - Materials & Supplies		$14,263.87	$15,715.57	$19,750.00	$19,750.00	$19,750.00
Program Total: 0000 - Non Program		$706,095.18	$717,054.43	$722,389.53	$722,389.53	$979,562.00
Division Total: 220 - Support Services		$706,095.18	$717,054.43	$722,389.53	$722,389.53	$979,562.00
Division: 230 - Investigations						
Program: 0000 - Non Program						
PSER - Personnel Services						
10.20.230.0000.500.01	Salaries Regular Salaries	301,977.1800	307,460.9200	301,810.0400	301,810.0400	317,674.0000
10.20.230.0000.500.02	Salaries Overtime	21,337.6700	26,900.6200	0.0000	0.0000	0.0000
10.20.230.0000.500.03	Salaries Mandatory Overtime	1,606.7200	2,470.3200	0.0000	0.0000	0.0000
10.20.230.0000.500.06	Salaries Special Detail	569.0500	0.0000	0.0000	0.0000	0.0000
10.20.230.0000.500.20	Salaries Uniform Allowance	3,000.0000	3,000.0000	11,400.0000	11,400.0000	3,150.0000
10.20.230.0000.510.10	Fringe Benefits Medicare	0.0000	0.0000	0.0000	0.0000	4,652.0000
10.20.230.0000.510.25	Fringe Benefits Medical/Dental Insurance	63,869.0900	57,837.5300	67,411.2000	67,411.2000	68,651.0000
10.20.230.0000.510.30	Fringe Benefits Vision Insurance	399.9700	396.0700	395.2800	395.2800	545.0000
10.20.230.0000.510.40	Fringe Benefits Life Insurance	510.3000	505.0100	504.0000	504.0000	504.0000
10.20.230.0000.510.70	Fringe Benefits Other Benefits	102.8500	100.0000	0.0000	0.0000	0.0000
Account Classification Total: PSER - Personnel Services		$393,372.83	$398,670.47	$381,520.52	$381,520.52	$395,176.00
PROFDEVEL - Professional Development						
10.20.230.0000.515.05	Personnel Development Meetings/Activities/Expenses	825.0000	0.0000	2,000.0000	2,000.0000	2,000.0000
10.20.230.0000.515.10	Personnel Development Training and Conferences	675.0000	895.0000	4,500.0000	4,500.0000	4,500.0000
10.20.230.0000.515.20	Personnel Development Membership and Dues	1,021.0000	4,000.0000	5,500.0000	5,500.0000	5,500.0000
Account Classification Total: PROFDEVEL - Professional Development		$2,521.00	$4,895.00	$12,000.00	$12,000.00	$12,000.00
OSERV - Outside Services						
10.20.230.0000.522.35	Public Safety Services Investigations	1,145.0000	6,139.5200	3,500.0000	3,500.0000	3,500.0000
10.20.230.0000.522.36	Public Safety Services Large Investigations	0.0000	0.0000	9,000.0000	9,000.0000	9,000.0000
10.20.230.0000.524.05	Subscription Services Database	8,696.9400	9,993.0000	12,200.0000	12,200.0000	12,200.0000
10.20.230.0000.525.15	Communications Cell Phones	3,819.0400	4,937.8900	4,500.0000	4,500.0000	5,200.0000
10.20.230.0000.540.10	Printing/Advertising Outside Print Services	73.5000	0.0000	300.0000	300.0000	300.0000
10.20.230.0000.570.25	Maintenance Supplies Communications	0.0000	0.0000	750.0000	750.0000	750.0000
Account Classification Total: OSERV - Outside Services		$13,734.48	$21,070.41	$30,250.00	$30,250.00	$30,950.00
MATSUP - Materials & Supplies						
10.20.230.0000.560.05	Office Supplies General	539.3100	0.0000	1,000.0000	1,000.0000	1,000.0000
10.20.230.0000.560.10	Office Supplies Paper	0.0000	0.0000	100.0000	100.0000	100.0000
10.20.230.0000.562.00	Uniforms Full Time Employees	0.0000	0.0000	500.0000	500.0000	500.0000
10.20.230.0000.564.25	Public Safety Supplies Investigation Supplies	79.4200	1,582.3700	2,500.0000	2,500.0000	2,500.0000
10.20.230.0000.564.26	Public Safety Supplies Large Investigations	0.0000	0.0000	1,000.0000	1,000.0000	1,000.0000
Account Classification Total: MATSUP - Materials & Supplies		$618.73	$1,582.37	$5,100.00	$5,100.00	$5,100.00
Program Total: 0000 - Non Program		$410,247.04	$426,218.25	$428,870.52	$428,870.52	$443,226.00
Division Total: 230 - Investigations		$410,247.04	$426,218.25	$428,870.52	$428,870.52	$443,226.00
Division: 320 - Vehicle Maintenance Division						
Program: 0000 - Non Program						
OSERV - Outside Services						
10.20.320.0000.547.00	Vehicle Maintenance General	25,918.1700	17,831.4800	25,000.0000	25,000.0000	39,000.0000
10.20.320.0000.547.05	Vehicle Maintenance Vehicle Wash	1,449.9500	2,167.0000	3,000.0000	3,000.0000	3,000.0000
Account Classification Total: OSERV - Outside Services		$27,368.12	$19,998.48	$28,000.00	$28,000.00	$42,000.00
MATSUP - Materials & Supplies						
10.20.320.0000.572.10	Vehicle Maintenance Supplies Public Safety	132.9100	65.6100	500.0000	500.0000	1,000.0000
Account Classification Total: MATSUP - Materials & Supplies		$132.91	$65.61	$500.00	$500.00	$1,000.00
Program Total: 0000 - Non Program		$27,501.03	$20,064.09	$28,500.00	$28,500.00	$43,000.00
Division Total: 320 - Vehicle Maintenance Division		$27,501.03	$20,064.09	$28,500.00	$28,500.00	$43,000.00

G/L Account Number	Account Description	2020 Actual Amount	2021 Actual Amount	2022 Adopted Budget	2022 Amended Budget	FY23 Proposed
Division: 330 - Facilities Management Division						
Program: 0000 - Non Program						
OSERV - Outside Services						
10.20.330.0000.545.60	Maintenance Contract Police Building	0.0000	202.0000	0.0000	0.0000	0.0000
	Account Classification Total: OSERV - Outside Services	$0.00	$202.00	$0.00	$0.00	$0.00
MATSUP - Materials & Supplies						
10.20.330.0000.585.20	Building & Grounds Supplies Police Facility	0.0000	750.0000	3,000.0000	3,000.0000	3,000.0000
	Account Classification Total: MATSUP - Materials & Supplies	$0.00	$750.00	$3,000.00	$3,000.00	$3,000.00
	Program Total: 0000 - Non Program	$0.00	$952.00	$3,000.00	$3,000.00	$3,000.00
	Division Total: 330 - Facilities Management Division	$0.00	$952.00	$3,000.00	$3,000.00	$3,000.00
Division: 500 - Capital						
Program: 0000 - Non Program						
CAP - Capital Outlay						
10.20.500.0000.608.10	Capital Outlay Vehicles Small Inventory Assets	23,994.3000	153,301.9500	216,000.0000	216,000.0000	216,000.0000
10.20.500.0000.610.10	Capital Outlay Machinery & Equipment Small Inventory Asset	0.0000	4,746.0000	0.0000	0.0000	0.0000
10.20.500.0000.614.10	Capital Outlay Software & Technology Software & Cloud Based Software	7,341.3500	0.0000	18,100.0000	18,100.0000	18,100.0000
10.20.500.0000.614.90	Capital Outlay Software & Technology Contra Account	0.0000	0.0000	11,500.0000	11,500.0000	12,000.0000
10.20.500.0000.616.10	Capital Outlay Computer Equipment Small Inventory Asset	14,452.1400	28,888.8900	85,000.0000	85,000.0000	248,240.0000
	Account Classification Total: CAP - Capital Outlay	$45,787.79	$186,936.84	$330,600.00	$330,600.00	$494,340.00
	Program Total: 0000 - Non Program	$45,787.79	$186,936.84	$330,600.00	$330,600.00	$494,340.00
	Division Total: 500 - Capital	$45,787.79	$186,936.84	$330,600.00	$330,600.00	$494,340.00
	Department Total: 20 - Police	$4,981,766.16	$5,448,592.39	$5,858,677.08	$5,951,275.08	$6,591,766.00
Department: 22 - Emergency Management						
Division: 001 - Administration						
Program: 0000 - Non Program						
PSER - Personnel Services						
10.22.001.0000.500.01	Salaries Regular Salaries	18,182.7900	12,534.0900	54,291.3300	54,291.3300	52,803.4000
10.22.001.0000.500.04	Salaries Part-Time	160.2300	78.7400	0.0000	0.0000	0.0000
10.22.001.0000.500.06	Salaries Special Detail	49.4900	0.0000	0.0000	0.0000	0.0000
10.22.001.0000.510.10	Fringe Benefits Medicare	0.0000	0.0000	0.0000	0.0000	765.6500
10.22.001.0000.510.12	Fringe Benefits Social Security	0.0000	0.0000	0.0000	0.0000	3,273.8200
10.22.001.0000.510.70	Fringe Benefits Other Benefits	100.0000	100.0000	0.0000	0.0000	0.0000
	Account Classification Total: PSER - Personnel Services	$18,492.51	$12,712.83	$54,291.33	$54,291.33	$56,842.87
PROFDEVEL - Professional Development						
10.22.001.0000.515.05	Personnel Development Meetings/Activities/Expenses	1,778.3800	460.0900	1,200.0000	1,200.0000	1,200.0000
10.22.001.0000.515.10	Personnel Development Training and Conferences	613.2700	10.0000	3,000.0000	3,000.0000	3,000.0000
10.22.001.0000.515.20	Personnel Development Membership and Dues	100.0000	130.0000	300.0000	300.0000	300.0000
	Account Classification Total: PROFDEVEL - Professional Development	$2,491.65	$600.09	$4,500.00	$4,500.00	$4,500.00
OSERV - Outside Services						
10.22.001.0000.524.20	Subscription Services Organizational Memberships	3,379.1700	5,085.7600	6,200.0000	8,700.0000	6,200.0000
10.22.001.0000.525.05	Communications Postage	7.2500	0.0000	200.0000	200.0000	200.0000
10.22.001.0000.525.15	Communications Cell Phones	90.3200	152.9200	600.0000	600.0000	600.0000
	Account Classification Total: OSERV - Outside Services	$3,476.74	$5,238.68	$7,000.00	$9,500.00	$7,000.00
MATSUP - Materials & Supplies						
10.22.001.0000.560.05	Office Supplies General	846.1600	317.9900	800.0000	800.0000	800.0000
	Account Classification Total: MATSUP - Materials & Supplies	$846.16	$317.99	$800.00	$800.00	$800.00
	Program Total: 0000 - Non Program	$25,307.06	$18,869.59	$66,591.33	$69,091.33	$69,142.87
	Division Total: 001 - Administration	$25,307.06	$18,869.59	$66,591.33	$69,091.33	$69,142.87
Division: 210 - Operations						
Program: 0000 - Non Program						
PSER - Personnel Services						
10.22.210.0000.500.01	Salaries Regular Salaries	0.0000	357.5000	2,750.0000	2,750.0000	0.0000
10.22.210.0000.500.04	Salaries Part-Time	9,428.0400	5,274.0700	11,000.0000	11,000.0000	16,665.0000

G/L Account Number	Account Description	2020 Actual Amount	2021 Actual Amount	2022 Adopted Budget	2022 Amended Budget	FY23 Proposed
10.22.210.0000.500.06	Salaries Special Detail	37.1500	0.0000	0.0000	0.0000	0.0000
10.22.210.0000.510.10	Fringe Benefits Medicare	0.0000	0.0000	0.0000	0.0000	241.6200
10.22.210.0000.510.12	Fringe Benefits Social Security	0.0000	0.0000	0.0000	0.0000	1,033.2600
10.22.210.0000.510.70	Fringe Benefits Other Benefits	200.0000	400.0000	0.0000	0.0000	0.0000
	Account Classification Total: PSER - Personnel Services	$9,665.19	$6,031.57	$13,750.00	$13,750.00	$17,939.88
OSERV - Outside Services						
10.22.210.0000.525.15	Communications Cell Phones	7,917.7300	3,454.8400	5,700.0000	5,700.0000	5,700.0000
10.22.210.0000.525.30	Communications Radios	389.3600	801.6800	3,000.0000	3,000.0000	3,000.0000
10.22.210.0000.545.05	Maintenance Contract Equipment	0.0000	0.0000	500.0000	500.0000	500.0000
10.22.210.0000.546.00	Equipment Maintenance General	642.4500	525.1500	2,500.0000	2,500.0000	2,500.0000
10.22.210.0000.547.00	Vehicle Maintenance General	202.3500	1,645.1700	2,000.0000	2,000.0000	2,000.0000
10.22.210.0000.570.25	Maintenance Supplies Communications	0.0000	154.6500	250.0000	250.0000	250.0000
	Account Classification Total: OSERV - Outside Services	$9,151.89	$6,581.49	$13,950.00	$13,950.00	$13,950.00
MATSUP - Materials & Supplies						
10.22.210.0000.562.45	Uniforms Emergency Management	1,497.5000	521.5400	3,000.0000	3,000.0000	3,000.0000
10.22.210.0000.565.15	Operating Supplies Tools & Equipment	909.7200	327.0600	400.0000	400.0000	400.0000
10.22.210.0000.565.20	Operating Supplies Safety	540.6900	863.9600	1,000.0000	1,000.0000	1,000.0000
	Account Classification Total: MATSUP - Materials & Supplies	$2,947.91	$1,712.56	$4,400.00	$4,400.00	$4,400.00
	Program Total: 0000 - Non Program	$21,764.99	$14,325.62	$32,100.00	$32,100.00	$36,289.88
	Division Total: 210 - Operations	$21,764.99	$14,325.62	$32,100.00	$32,100.00	$36,289.88
Division: 320 - Vehicle Maintenance Division						
Program: 0000 - Non Program						
OSERV - Outside Services						
10.22.320.0000.547.00	Vehicle Maintenance General	805.8100	0.0000	2,000.0000	2,000.0000	2,000.0000
10.22.320.0000.547.05	Vehicle Maintenance Vehicle Wash	135.0000	30.0000	400.0000	400.0000	400.0000
	Account Classification Total: OSERV - Outside Services	$940.81	$30.00	$2,400.00	$2,400.00	$2,400.00
MATSUP - Materials & Supplies						
10.22.320.0000.572.10	Vehicle Maintenance Supplies Public Safety	1,048.4400	1,058.3200	1,500.0000	1,500.0000	2,000.0000
	Account Classification Total: MATSUP - Materials & Supplies	$1,048.44	$1,058.32	$1,500.00	$1,500.00	$2,000.00
	Program Total: 0000 - Non Program	$1,989.25	$1,088.32	$3,900.00	$3,900.00	$4,400.00
	Division Total: 320 - Vehicle Maintenance Division	$1,989.25	$1,088.32	$3,900.00	$3,900.00	$4,400.00
Division: 500 - Capital						
Program: 0000 - Non Program						
CAP - Capital Outlay						
10.22.500.0000.610.10	Capital Outlay Machinery & Equipment Small Inventory Asset	20,010.0000	11,665.8000	46,540.0000	46,540.0000	11,500.0000
	Account Classification Total: CAP - Capital Outlay	$20,010.00	$11,665.80	$46,540.00	$46,540.00	$11,500.00
	Program Total: 0000 - Non Program	$20,010.00	$11,665.80	$46,540.00	$46,540.00	$11,500.00
	Division Total: 500 - Capital	$20,010.00	$11,665.80	$46,540.00	$46,540.00	$11,500.00
	Department Total: 22 - Emergency Management	$69,071.30	$45,949.33	$149,131.33	$151,631.33	$121,332.75
Department: 23 - Odor Alert Network						
Division: 001 - Administration						
Program: 0000 - Non Program						
PSER - Personnel Services						
10.23.001.0000.500.01	Salaries Regular Salaries	219.1300	78.7400	0.0000	0.0000	0.0000
	Account Classification Total: PSER - Personnel Services	$219.13	$78.74	$0.00	$0.00	$0.00
MATSUP - Materials & Supplies						
10.23.001.0000.565.20	Operating Supplies Safety	0.0000	0.0000	1,500.0000	1,500.0000	1,500.0000
	Account Classification Total: MATSUP - Materials & Supplies	$0.00	$0.00	$1,500.00	$1,500.00	$1,500.00
	Program Total: 0000 - Non Program	$219.13	$78.74	$1,500.00	$1,500.00	$1,500.00
	Division Total: 001 - Administration	$219.13	$78.74	$1,500.00	$1,500.00	$1,500.00
Division: 270 - OAN Consulting						
Program: 0000 - Non Program						
OSERV - Outside Services						
10.23.270.0000.523.10	Other Services Consulting	14,386.8700	5,692.5000	30,000.0000	30,000.0000	30,000.0000
	Account Classification Total: OSERV - Outside Services	$14,386.87	$5,692.50	$30,000.00	$30,000.00	$30,000.00

G/L Account Number	Account Description	2020 Actual Amount	2021 Actual Amount	2022 Adopted Budget	2022 Amended Budget	FY23 Proposed
	Program Total: 0000 - Non Program	$14,386.87	$5,692.50	$30,000.00	$30,000.00	$30,000.00
	Division Total: 270 - OAN Consulting	$14,386.87	$5,692.50	$30,000.00	$30,000.00	$30,000.00
	Department Total: 23 - Odor Alert Network	$14,606.00	$5,771.24	$31,500.00	$31,500.00	$31,500.00
Department: 25 - Public Works						
Division: 001 - Administration						
Program: 0000 - Non Program						
PSER - Personnel Services						
10.25.001.0000.500.01	Salaries Regular Salaries	181,302.6500	145,076.8100	110,167.4000	110,167.4000	112,820.0600
10.25.001.0000.500.02	Salaries Overtime	3,384.0500	3,247.0600	0.0000	0.0000	0.0000
10.25.001.0000.500.04	Salaries Part-Time	25,288.8200	19,644.6700	41,134.0000	41,134.0000	35,053.4300
10.25.001.0000.510.10	Fringe Benefits Medicare	0.0000	0.0000	0.0000	0.0000	2,150.1200
10.25.001.0000.510.12	Fringe Benefits Social Security	0.0000	0.0000	0.0000	0.0000	9,193.2800
10.25.001.0000.510.15	Fringe Benefits IMRF Er Contribution	0.0000	0.0000	0.0000	0.0000	12,455.4700
10.25.001.0000.510.25	Fringe Benefits Medical/Dental Insurance	37,457.1900	32,587.1700	20,055.7600	20,055.7600	20,293.5700
10.25.001.0000.510.30	Fringe Benefits Vision Insurance	177.4900	191.7800	110.6800	110.6800	152.1300
10.25.001.0000.510.40	Fringe Benefits Life Insurance	513.1100	375.8500	194.0000	194.0000	187.2700
10.25.001.0000.510.46	Fringe Benefits Phone Allowance	0.0000	34.6200	0.0000	0.0000	0.0000
10.25.001.0000.510.70	Fringe Benefits Other Benefits	215.3900	100.0000	0.0000	0.0000	0.0000
	Account Classification Total: PSER - Personnel Services	$248,338.70	$201,257.96	$171,661.84	$171,661.84	$192,305.33
PROFDEVEL - Professional Development						
10.25.001.0000.515.20	Personnel Development Membership and Dues	995.0000	900.0000	1,850.0000	1,850.0000	1,850.0000
	Account Classification Total: PROFDEVEL - Professional Development	$995.00	$900.00	$1,850.00	$1,850.00	$1,850.00
OSERV - Outside Services						
10.25.001.0000.523.70	Other Services Public Relations/Marketing	1,088.3100	538.8600	1,500.0000	1,500.0000	1,500.0000
10.25.001.0000.525.05	Communications Postage	71.0500	73.3000	300.0000	300.0000	300.0000
10.25.001.0000.525.10	Communications Telephone	5,746.3500	6,001.1600	7,000.0000	7,000.0000	7,000.0000
10.25.001.0000.525.15	Communications Cell Phones	2,102.3500	149.7000	2,000.0000	2,000.0000	2,000.0000
10.25.001.0000.527.05	Insurance IRMA Premium	12,000.0000	55,000.0000	55,000.0000	55,000.0000	20,000.0000
10.25.001.0000.527.10	Insurance IRMA Deductible	9,151.1700	24,767.8000	10,000.0000	10,000.0000	10,000.0000
10.25.001.0000.540.05	Printing/Advertising Recording and Legal Notices	2,035.7200	636.4400	2,000.0000	2,000.0000	2,000.0000
10.25.001.0000.558.05	Rent/Lease Office Equipment	509.1200	585.4800	800.0000	800.0000	800.0000
	Account Classification Total: OSERV - Outside Services	$32,704.07	$87,752.74	$78,600.00	$78,600.00	$43,600.00
MATSUP - Materials & Supplies						
10.25.001.0000.560.05	Office Supplies General	962.6100	796.9800	3,000.0000	3,000.0000	3,000.0000
10.25.001.0000.560.10	Office Supplies Paper	29.9900	0.0000	200.0000	200.0000	200.0000
	Account Classification Total: MATSUP - Materials & Supplies	$992.60	$796.98	$3,200.00	$3,200.00	$3,200.00
	Program Total: 0000 - Non Program	$283,030.37	$290,707.68	$255,311.84	$255,311.84	$240,955.33
	Division Total: 001 - Administration	$283,030.37	$290,707.68	$255,311.84	$255,311.84	$240,955.33
Division: 040 - Environmental Commission						
Program: 0000 - Non Program						
MATSUP - Materials & Supplies						
10.25.040.0000.565.40	Operating Supplies Events	0.0000	70.0000	100.0000	100.0000	100.0000
	Account Classification Total: MATSUP - Materials & Supplies	$0.00	$70.00	$100.00	$100.00	$100.00
	Program Total: 0000 - Non Program	$0.00	$70.00	$100.00	$100.00	$100.00
	Division Total: 040 - Environmental Commission	$0.00	$70.00	$100.00	$100.00	$100.00
Division: 070 - Downtown Commission						
Program: 0000 - Non Program						
OSERV - Outside Services						
10.25.070.0000.523.25	Other Services Events	0.0000	2,450.0000	2,700.0000	2,700.0000	2,800.0000
	Account Classification Total: OSERV - Outside Services	$0.00	$2,450.00	$2,700.00	$2,700.00	$2,800.00
MATSUP - Materials & Supplies						
10.25.070.0000.565.35	Operating Supplies Quarry/Path	17,414.8500	5,389.8000	5,000.0000	5,000.0000	5,000.0000
	Account Classification Total: MATSUP - Materials & Supplies	$17,414.85	$5,389.80	$5,000.00	$5,000.00	$5,000.00
	Program Total: 0000 - Non Program	$17,414.85	$7,839.80	$7,700.00	$7,700.00	$7,800.00
	Division Total: 070 - Downtown Commission	$17,414.85	$7,839.80	$7,700.00	$7,700.00	$7,800.00

G/L Account Number	Account Description	2020 Actual Amount	2021 Actual Amount	2022 Adopted Budget	2022 Amended Budget	FY23 Proposed
Division: 120 - Human Resources						
Program: 0000 - Non Program						
PROFDEVEL - Professional Development						
10.25.120.0000.515.05	Personnel Development Meetings/Activities/Expenses	80.6000	0.0000	250.0000	250.0000	250.0000
10.25.120.0000.515.10	Personnel Development Training and Conferences	1,061.0900	233.0000	1,050.0000	1,050.0000	1,200.0000
Account Classification Total: PROFDEVEL - Professional Development		$1,141.69	$233.00	$1,300.00	$1,300.00	$1,450.00
OSERV - Outside Services						
10.25.120.0000.523.05	Other Services Medical	0.0000	0.0000	1,000.0000	1,000.0000	1,000.0000
Account Classification Total: OSERV - Outside Services		$0.00	$0.00	$1,000.00	$1,000.00	$1,000.00
Program Total: 0000 - Non Program		$1,141.69	$233.00	$2,300.00	$2,300.00	$2,450.00
Division Total: 120 - Human Resources		$1,141.69	$233.00	$2,300.00	$2,300.00	$2,450.00
Division: 310 - Streets Division						
Program: 0000 - Non Program						
PSER - Personnel Services						
10.25.310.0000.500.01	Salaries Regular Salaries	297,314.1100	351,157.3700	387,371.9200	387,371.9200	421,939.0000
10.25.310.0000.500.02	Salaries Overtime	83,637.0000	111,581.0200	160,680.0000	160,680.0000	161,070.0000
10.25.310.0000.510.10	Fringe Benefits Medicare	0.0000	0.0000	0.0000	0.0000	8,486.0000
10.25.310.0000.510.12	Fringe Benefits Social Security	0.0000	0.0000	0.0000	0.0000	35,405.0000
10.25.310.0000.510.15	Fringe Benefits IMRF Er Contribution	0.0000	0.0000	0.0000	0.0000	46,680.0000
10.25.310.0000.510.25	Fringe Benefits Medical/Dental Insurance	73,140.1600	71,991.4100	72,426.2400	72,426.2400	65,314.0000
10.25.310.0000.510.30	Fringe Benefits Vision Insurance	444.1100	432.2600	397.2000	397.2000	487.0000
10.25.310.0000.510.40	Fringe Benefits Life Insurance	808.6900	939.8600	765.3600	765.3600	1,102.0000
10.25.310.0000.510.55	Fringe Benefits Unemployment Insurance	0.0000	6,019.0000	0.0000	0.0000	0.0000
10.25.310.0000.510.70	Fringe Benefits Other Benefits	110.3000	135.5900	0.0000	0.0000	0.0000
Account Classification Total: PSER - Personnel Services		$455,454.37	$542,256.51	$621,640.72	$621,640.72	$740,483.00
OSERV - Outside Services						
10.25.310.0000.523.50	Other Services General Engineering	18,250.5000	17,549.5200	20,000.0000	20,000.0000	25,000.0000
10.25.310.0000.525.15	Communications Cell Phones	3,753.5000	6,490.6800	6,600.0000	6,600.0000	6,600.0000
10.25.310.0000.545.10	Maintenance Contract Streets and Alleys	2,467.5500	1,032.6500	4,100.0000	4,100.0000	4,100.0000
10.25.310.0000.546.00	Equipment Maintenance General	13,161.7000	19,121.9700	8,000.0000	8,000.0000	15,000.0000
10.25.310.0000.547.00	Vehicle Maintenance General	6,328.8300	12,690.8500	14,000.0000	14,000.0000	14,000.0000
10.25.310.0000.548.05	Streets & Alley Maintenance Services General	119,756.5300	107,685.4400	138,300.0000	152,394.0000	138,000.0000
10.25.310.0000.548.10	Streets & Alley Maintenance Services Dumping	10,730.0000	16,082.5000	7,000.0000	7,000.0000	7,000.0000
Account Classification Total: OSERV - Outside Services		$174,448.61	$180,653.61	$198,000.00	$212,094.00	$209,700.00
MATSUP - Materials & Supplies						
10.25.310.0000.562.00	Uniforms Full Time Employees	4,365.3100	4,005.1500	6,500.0000	6,500.0000	7,500.0000
10.25.310.0000.565.15	Operating Supplies Tools & Equipment	4,267.2800	5,607.8300	7,195.0000	7,195.0000	7,500.0000
10.25.310.0000.565.20	Operating Supplies Safety	2,818.6900	681.4800	2,000.0000	2,000.0000	2,000.0000
10.25.310.0000.565.25	Operating Supplies Sidewalk Salt	2,728.0000	2,585.0000	3,000.0000	3,000.0000	3,000.0000
10.25.310.0000.568.00	Streets & Alleys Maintenance Supplies General Supplies	88,396.9900	55,940.9400	94,500.0000	94,500.0000	94,500.0000
Account Classification Total: MATSUP - Materials & Supplies		$102,576.27	$68,820.40	$113,195.00	$113,195.00	$114,500.00
OTHER - Other Expenses						
10.25.310.0000.558.25	Rent/Lease Storage	0.0000	0.0000	15,000.0000	15,000.0000	10,000.0000
10.25.310.0000.558.30	Rent/Lease Construction Equipment	618.0000	0.0000	5,000.0000	5,000.0000	5,000.0000
Account Classification Total: OTHER - Other Expenses		$618.00	$0.00	$20,000.00	$20,000.00	$15,000.00
Program Total: 0000 - Non Program		$733,097.25	$791,730.52	$952,835.72	$966,929.72	$1,079,683.00
Division Total: 310 - Streets Division		$733,097.25	$791,730.52	$952,835.72	$966,929.72	$1,079,683.00
Division: 320 - Vehicle Maintenance Division						
Program: 0000 - Non Program						
PSER - Personnel Services						
10.25.320.0000.500.01	Salaries Regular Salaries	62,083.2100	64,614.0100	66,652.3000	66,652.3000	68,833.0000
10.25.320.0000.500.02	Salaries Overtime	275.0500	1,235.4600	0.0000	0.0000	0.0000
10.25.320.0000.510.10	Fringe Benefits Medicare	0.0000	0.0000	0.0000	0.0000	999.0000
10.25.320.0000.510.12	Fringe Benefits Social Security	0.0000	0.0000	0.0000	0.0000	4,268.0000

G/L Account Number	Account Description	2020 Actual Amount	2021 Actual Amount	2022 Adopted Budget	2022 Amended Budget	FY23 Proposed
10.25.320.0000.510.15	Fringe Benefits IMRF Er Contribution	0.0000	0.0000	0.0000	0.0000	7,600.0000
10.25.320.0000.510.25	Fringe Benefits Medical/Dental Insurance	21,879.5000	21,615.3700	22,735.2000	22,735.2000	22,800.0000
10.25.320.0000.510.30	Fringe Benefits Vision Insurance	133.1300	132.5300	132.0000	132.0000	182.0000
10.25.320.0000.510.40	Fringe Benefits Life Insurance	169.4600	168.6600	168.0000	168.0000	168.0000
10.25.320.0000.510.70	Fringe Benefits Other Benefits	45.2200	50.0000	0.0000	0.0000	0.0000
	Account Classification Total: PSER - Personnel Services	$84,585.57	$87,816.03	$89,687.50	$89,687.50	$104,850.00
PROFDEVEL - Professional Development						
10.25.320.0000.515.05	Personnel Development Meetings/Activities/Expenses	0.0000	0.0000	0.0000	0.0000	1,000.0000
10.25.320.0000.515.10	Personnel Development Training and Conferences	0.0000	0.0000	1,000.0000	1,000.0000	250.0000
10.25.320.0000.515.20	Personnel Development Membership and Dues	0.0000	0.0000	250.0000	250.0000	0.0000
	Account Classification Total: PROFDEVEL - Professional Development	$0.00	$0.00	$1,250.00	$1,250.00	$1,250.00
OSERV - Outside Services						
10.25.320.0000.545.70	Maintenance Contract Vehicle Maintenance	4,905.7500	4,007.6400	4,750.0000	4,750.0000	4,750.0000
10.25.320.0000.546.00	Equipment Maintenance General	2,340.9000	1,040.0000	1,800.0000	1,800.0000	1,800.0000
10.25.320.0000.547.00	Vehicle Maintenance General	12,355.5900	3,970.0900	12,200.0000	12,200.0000	12,200.0000
	Account Classification Total: OSERV - Outside Services	$19,602.24	$9,017.73	$18,750.00	$18,750.00	$18,750.00
MATSUP - Materials & Supplies						
10.25.320.0000.565.10	Operating Supplies Motor Fuel	143,848.9000	141,128.3500	150,000.0000	150,000.0000	200,000.0000
10.25.320.0000.565.15	Operating Supplies Tools & Equipment	2,742.2300	4,868.9700	5,500.0000	5,500.0000	5,500.0000
10.25.320.0000.565.20	Operating Supplies Safety	2,990.4600	1,754.5500	2,000.0000	2,000.0000	2,000.0000
10.25.320.0000.572.05	Vehicle Maintenance Supplies General	37,561.5500	42,491.1500	37,000.0000	37,000.0000	50,000.0000
10.25.320.0000.572.10	Vehicle Maintenance Supplies Public Safety	16,717.4000	20,354.0200	15,000.0000	15,000.0000	15,000.0000
10.25.320.0000.572.25	Vehicle Maintenance Supplies Emergency Management	0.0000	887.9500	3,000.0000	3,000.0000	3,000.0000
	Account Classification Total: MATSUP - Materials & Supplies	$203,860.54	$211,484.99	$212,500.00	$212,500.00	$275,500.00
	Program Total: 0000 - Non Program	$308,048.35	$308,318.75	$322,187.50	$322,187.50	$400,350.00
	Division Total: 320 - Vehicle Maintenance Division	$308,048.35	$308,318.75	$322,187.50	$322,187.50	$400,350.00
Division:	**330 - Facilities Management Division**					
Program:	**0000 - Non Program**					
PSER - Personnel Services						
10.25.330.0000.510.25	Fringe Benefits Medical/Dental Insurance	(35.1700)	(1,069.7700)	0.0000	0.0000	0.0000
	Account Classification Total: PSER - Personnel Services	($35.17)	($1,069.77)	$0.00	$0.00	$0.00
OSERV - Outside Services						
10.25.330.0000.545.15	Maintenance Contract Village Hall	41,912.4800	40,528.3100	35,113.0000	35,113.0000	35,549.0000
10.25.330.0000.545.20	Maintenance Contract Old Police Station	796.7000	723.2000	1,309.0000	1,309.0000	1,338.0000
10.25.330.0000.545.35	Maintenance Contract Safety Village	0.0000	901.3600	0.0000	0.0000	0.0000
10.25.330.0000.545.55	Maintenance Contract Public Works Facility	7,514.5600	9,940.3200	9,156.0000	9,156.0000	9,234.0000
10.25.330.0000.545.60	Maintenance Contract Police Building	58,178.6700	50,793.1400	43,421.0000	43,421.0000	44,211.0000
10.25.330.0000.545.85	Maintenance Contract Sirens	4,560.0000	5,265.0000	5,380.0000	5,380.0000	5,600.0000
10.25.330.0000.550.05	Building and Grounds Maintenance Village Hall	42,046.9400	28,601.2600	9,000.0000	9,000.0000	9,000.0000
10.25.330.0000.550.10	Building and Grounds Maintenance Old Police Station	480.0000	7,079.0000	0.0000	0.0000	2,000.0000
10.25.330.0000.550.15	Building and Grounds Maintenance Public Works Facility	6,432.2000	7,054.0800	2,555.0000	2,555.0000	2,611.0000
10.25.330.0000.550.20	Building and Grounds Maintenance Police Facility	30,458.7800	13,459.3900	21,674.0000	21,674.0000	22,639.0000
10.25.330.0000.550.25	Building and Grounds Maintenance Safety Village	2,980.0000	0.0000	0.0000	0.0000	0.0000
10.25.330.0000.550.30	Building and Grounds Maintenance Parking Garage	0.0000	0.0000	1,000.0000	1,000.0000	2,000.0000
10.25.330.0000.550.50	Building and Grounds Maintenance Range	1,631.9800	1,690.3400	10,000.0000	10,000.0000	10,000.0000
	Account Classification Total: OSERV - Outside Services	$196,992.31	$166,035.40	$138,608.00	$138,608.00	$144,182.00
MATSUP - Materials & Supplies						
10.25.330.0000.545.30	Maintenance Contract Parking Garage	0.0000	0.0000	19,640.0000	19,640.0000	16,220.0000
10.25.330.0000.550.55	Building and Grounds Maintenance Public Works Facility	0.0000	320.0000	0.0000	0.0000	0.0000
10.25.330.0000.585.05	Building & Grounds Supplies Village Hall	2,384.4600	654.6100	2,000.0000	2,000.0000	2,000.0000
10.25.330.0000.585.15	Building & Grounds Supplies Public Works Facility	3,121.2700	3,628.8200	3,000.0000	3,000.0000	3,000.0000

G/L Account Number	Account Description	2020 Actual Amount	2021 Actual Amount	2022 Adopted Budget	2022 Amended Budget	FY23 Proposed
10.25.330.0000.585.20	Building & Grounds Supplies Police Facility	817.5000	69.3600	1,500.0000	1,500.0000	1,500.0000
10.25.330.0000.585.30	Building & Grounds Supplies Parking Garage	0.0000	0.0000	1,000.0000	1,000.0000	1,000.0000
	Account Classification Total: MATSUP - Materials & Supplies	$6,323.23	$4,672.79	$27,140.00	$27,140.00	$23,720.00
	Program Total: 0000 - Non Program	$203,280.37	$169,638.42	$165,748.00	$165,748.00	$167,902.00
	Division Total: 330 - Facilities Management Division	$203,280.37	$169,638.42	$165,748.00	$165,748.00	$167,902.00
Division: 390 - Utilities						
Program: 0000 - Non Program						
OSERV - Outside Services						
10.25.390.0000.525.15	Communications Cell Phones	0.0000	93.0800	0.0000	0.0000	0.0000
10.25.390.0000.580.15	Electric Expense Parking Garage Lighting	0.0000	0.0000	9,000.0000	9,000.0000	9,000.0000
	Account Classification Total: OSERV - Outside Services	$0.00	$93.08	$9,000.00	$9,000.00	$9,000.00
MATSUP - Materials & Supplies						
10.25.390.0000.580.10	Electric Expense Street Lighting	123,472.8500	108,938.3400	115,000.0000	115,000.0000	120,000.0000
10.25.390.0000.590.05	Water Expense Village Hall	0.0000	0.0000	0.0000	0.0000	2,000.0000
10.25.390.0000.590.15	Water Expense Public Works	0.0000	0.0000	0.0000	0.0000	6,000.0000
10.25.390.0000.590.20	Water Expense Police	0.0000	0.0000	0.0000	0.0000	2,000.0000
	Account Classification Total: MATSUP - Materials & Supplies	$123,472.85	$108,938.34	$115,000.00	$115,000.00	$130,000.00
	Program Total: 0000 - Non Program	$123,472.85	$109,031.42	$124,000.00	$124,000.00	$139,000.00
	Division Total: 390 - Utilities	$123,472.85	$109,031.42	$124,000.00	$124,000.00	$139,000.00
Division: 500 - Capital						
Program: 0000 - Non Program						
CAP - Capital Outlay						
10.25.500.0000.608.05	Capital Outlay Vehicles Capitalized Assets	251,102.8900	0.0000	110,000.0000	209,571.0000	300,000.0000
10.25.500.0000.608.10	Capital Outlay Vehicles Small Inventory Assets	7,898.0400	0.0000	13,521.0000	13,521.0000	0.0000
10.25.500.0000.610.10	Capital Outlay Machinery & Equipment Small Inventory Asset	30,615.0000	62,957.4300	60,942.0000	60,942.0000	18,500.0000
10.25.500.0000.612.10	Capital Outlay Office Equipment Small Inventory Asset	0.0000	0.0000	0.0000	0.0000	11,000.0000
	Account Classification Total: CAP - Capital Outlay	$289,615.93	$62,957.43	$184,463.00	$284,034.00	$329,500.00
DS - Debt Service						
10.25.500.0000.700.20	Principal Payment Capital Lease	49,237.1700	19,271.3500	20,060.0000	20,060.0000	0.0000
10.25.500.0000.705.20	Interest Payment Capital Leases	3,393.1000	1,608.6300	820.0000	820.0000	0.0000
	Account Classification Total: DS - Debt Service	$52,630.27	$20,879.98	$20,880.00	$20,880.00	$0.00
	Program Total: 0000 - Non Program	$342,246.20	$83,837.41	$205,343.00	$304,914.00	$329,500.00
	Division Total: 500 - Capital	$342,246.20	$83,837.41	$205,343.00	$304,914.00	$329,500.00
	Department Total: 25 - Public Works	$2,011,731.93	$1,761,407.00	$2,035,526.06	$2,149,191.06	$2,367,740.33
Department: 30 - Planning & Economic Development						
Division: 001 - Administration						
Program: 0000 - Non Program						
MATSUP - Materials & Supplies						
10.30.001.0000.560.05	Office Supplies General	44.0600	10.7400	0.0000	0.0000	0.0000
	Account Classification Total: MATSUP - Materials & Supplies	$44.06	$10.74	$0.00	$0.00	$0.00
	Program Total: 0000 - Non Program	$44.06	$10.74	$0.00	$0.00	$0.00
	Division Total: 001 - Administration	$44.06	$10.74	$0.00	$0.00	$0.00
Division: 410 - Planning Division						
Program: 0000 - Non Program						
OSERV - Outside Services						
10.30.410.0000.521.80	Building & Planning Services Eng. Services-Zoning Entitlement	0.0000	1,001.5000	0.0000	0.0000	0.0000
	Account Classification Total: OSERV - Outside Services	$0.00	$1,001.50	$0.00	$0.00	$0.00
	Program Total: 0000 - Non Program	$0.00	$1,001.50	$0.00	$0.00	$0.00
	Division Total: 410 - Planning Division	$0.00	$1,001.50	$0.00	$0.00	$0.00
	Department Total: 30 - Planning & Economic Development	$44.06	$1,012.24	$0.00	$0.00	$0.00
Department: 35 - Building						
Division: 001 - Administration						
Program: 0000 - Non Program						
MATSUP - Materials & Supplies						

G/L Account Number	Account Description	2020 Actual Amount	2021 Actual Amount	2022 Adopted Budget	2022 Amended Budget	FY23 Proposed
10.35.001.0000.560.05	Office Supplies General	146.8800	(64.2000)	0.0000	0.0000	0.0000
	Account Classification Total: MATSUP - Materials & Supplies	$146.88	($64.20)	$0.00	$0.00	$0.00
	Program Total: 0000 - Non Program	$146.88	($64.20)	$0.00	$0.00	$0.00
	Division Total: 001 - Administration	$146.88	($64.20)	$0.00	$0.00	$0.00
Division: 320 - Vehicle Maintenance Division						
Program: 0000 - Non Program						
MATSUP - Materials & Supplies						
10.35.320.0000.572.05	Vehicle Maintenance Supplies General	0.0000	385.1400	0.0000	0.0000	0.0000
	Account Classification Total: MATSUP - Materials & Supplies	$0.00	$385.14	$0.00	$0.00	$0.00
	Program Total: 0000 - Non Program	$0.00	$385.14	$0.00	$0.00	$0.00
	Division Total: 320 - Vehicle Maintenance Division	$0.00	$385.14	$0.00	$0.00	$0.00
Division: 440 - Building Permits & Inspections						
Program: 0000 - Non Program						
OSERV - Outside Services						
10.35.440.0000.521.40	Building & Planning Services Building Plan Review	(1,802.0000)	(229.2000)	0.0000	0.0000	0.0000
	Account Classification Total: OSERV - Outside Services	($1,802.00)	($229.20)	$0.00	$0.00	$0.00
	Program Total: 0000 - Non Program	($1,802.00)	($229.20)	$0.00	$0.00	$0.00
	Division Total: 440 - Building Permits & Inspections	($1,802.00)	($229.20)	$0.00	$0.00	$0.00
	Department Total: 35 - Building	($1,655.12)	$91.74	$0.00	$0.00	$0.00
Department: 45 - Community Development						
Division: 001 - Administration						
Program: 0000 - Non Program						
PSER - Personnel Services						
10.45.001.0000.500.01	Salaries Regular Salaries	114,893.1200	119,854.9100	121,625.9200	121,625.9200	125,604.0000
10.45.001.0000.500.04	Salaries Part-Time	5,800.8200	8,925.5300	10,326.1600	10,326.1600	10,560.0000
10.45.001.0000.510.10	Fringe Benefits Medicare	0.0000	0.0000	0.0000	0.0000	2,000.0000
10.45.001.0000.510.12	Fringe Benefits Social Security	0.0000	0.0000	0.0000	0.0000	8,551.0000
10.45.001.0000.510.15	Fringe Benefits IMRF Er Contribution	0.0000	0.0000	0.0000	0.0000	15,226.0000
10.45.001.0000.510.25	Fringe Benefits Medical/Dental Insurance	1,602.4300	(2,740.7800)	1,750.0800	1,750.0800	1,751.0000
10.45.001.0000.510.40	Fringe Benefits Life Insurance	192.5000	205.6600	198.2400	198.2400	199.0000
10.45.001.0000.510.70	Fringe Benefits Other Benefits	150.0000	50.0000	0.0000	0.0000	0.0000
	Account Classification Total: PSER - Personnel Services	$122,638.87	$126,295.32	$133,900.40	$133,900.40	$163,891.00
PROFDEVEL - Professional Development						
10.45.001.0000.515.10	Personnel Development Training and Conferences	0.0000	344.0000	0.0000	0.0000	0.0000
	Account Classification Total: PROFDEVEL - Professional Development	$0.00	$344.00	$0.00	$0.00	$0.00
OSERV - Outside Services						
10.45.001.0000.524.05	Subscription Services Database	1,500.0000	0.0000	0.0000	0.0000	0.0000
10.45.001.0000.540.05	Printing/Advertising Recording and Legal Notices	216.7800	0.0000	0.0000	0.0000	0.0000
10.45.001.0000.540.10	Printing/Advertising Outside Print Services	935.5500	0.0000	0.0000	0.0000	0.0000
10.45.001.0000.558.05	Rent/Lease Office Equipment	1,083.0900	843.3600	0.0000	0.0000	1,000.0000
	Account Classification Total: OSERV - Outside Services	$3,735.42	$843.36	$0.00	$0.00	$1,000.00
MATSUP - Materials & Supplies						
10.45.001.0000.560.05	Office Supplies General	1,328.1800	844.5500	0.0000	0.0000	1,500.0000
10.45.001.0000.560.10	Office Supplies Paper	226.4800	230.2800	0.0000	0.0000	250.0000
10.45.001.0000.565.70	Operating Supplies Other	0.0000	233.6000	0.0000	0.0000	250.0000
	Account Classification Total: MATSUP - Materials & Supplies	$1,554.66	$1,308.43	$0.00	$0.00	$2,000.00
	Program Total: 0000 - Non Program	$127,928.95	$128,791.11	$133,900.40	$133,900.40	$166,891.00
	Division Total: 001 - Administration	$127,928.95	$128,791.11	$133,900.40	$133,900.40	$166,891.00
Division: 030 - Planning Commission						
Program: 0000 - Non Program						
PROFDEVEL - Professional Development						
10.45.030.0000.515.10	Personnel Development Training and Conferences	25.0000	101.9000	525.0000	525.0000	525.0000
	Account Classification Total: PROFDEVEL - Professional Development	$25.00	$101.90	$525.00	$525.00	$525.00
	Program Total: 0000 - Non Program	$25.00	$101.90	$525.00	$525.00	$525.00

G/L Account Number	Account Description	2020 Actual Amount	2021 Actual Amount	2022 Adopted Budget	2022 Amended Budget	FY23 Proposed
	Division Total: 030 - Planning Commission	$25.00	$101.90	$525.00	$525.00	$525.00
Division:	**060 - Historic District Commission**					
Program:	**0000 - Non Program**					
PROFDEVEL - Professional Development						
10.45.060.0000.515.10	Personnel Development Training and Conferences	0.0000	50.9500	525.0000	525.0000	525.0000
	Account Classification Total: PROFDEVEL - Professional Development	$0.00	$50.95	$525.00	$525.00	$525.00
	Program Total: 0000 - Non Program	$0.00	$50.95	$525.00	$525.00	$525.00
	Division Total: 060 - Historic District Commission	$0.00	$50.95	$525.00	$525.00	$525.00
Division:	**410 - Planning Division**					
Program:	**0000 - Non Program**					
PSER - Personnel Services						
10.45.410.0000.500.01	Salaries Regular Salaries	47,764.4800	49,906.1300	50,667.2400	50,667.2400	66,576.0000
10.45.410.0000.500.04	Salaries Part-Time	0.0000	0.0000	0.0000	0.0000	16,640.0000
10.45.410.0000.510.10	Fringe Benefits Medicare	0.0000	0.0000	0.0000	0.0000	1,207.0000
10.45.410.0000.510.12	Fringe Benefits Social Security	0.0000	0.0000	0.0000	0.0000	5,160.0000
10.45.410.0000.510.15	Fringe Benefits IMRF Er Contribution	0.0000	0.0000	0.0000	0.0000	7,350.0000
10.45.410.0000.510.25	Fringe Benefits Medical/Dental Insurance	12,545.0800	13,900.0000	13,455.3600	13,455.3600	0.0000
10.45.410.0000.510.30	Fringe Benefits Vision Insurance	78.9000	82.2500	78.9600	78.9600	0.0000
10.45.410.0000.510.40	Fringe Benefits Life Insurance	100.7300	105.0000	100.8000	100.8000	7.0000
10.45.410.0000.510.70	Fringe Benefits Other Benefits	60.0000	60.0000	0.0000	0.0000	0.0000
	Account Classification Total: PSER - Personnel Services	$60,549.19	$64,053.38	$64,302.36	$64,302.36	$96,940.00
PROFDEVEL - Professional Development						
10.45.410.0000.515.05	Personnel Development Meetings/Activities/Expenses	126.3600	0.0000	150.0000	150.0000	150.0000
10.45.410.0000.515.10	Personnel Development Training and Conferences	2,368.8900	708.3200	2,500.0000	2,500.0000	2,500.0000
10.45.410.0000.515.20	Personnel Development Membership and Dues	1,502.0000	1,604.0000	1,800.0000	1,800.0000	1,800.0000
10.45.410.0000.515.25	Personnel Development Publications-Subscriptions	119.0000	213.9900	200.0000	200.0000	200.0000
	Account Classification Total: PROFDEVEL - Professional Development	$4,116.25	$2,526.31	$4,650.00	$4,650.00	$4,650.00
OSERV - Outside Services						
10.45.410.0000.521.05	Building & Planning Services General Engineering	1,732.0000	724.0000	1,800.0000	1,800.0000	1,800.0000
10.45.410.0000.521.55	Building & Planning Services Mapping	4,382.2500	2,260.0000	1,500.0000	1,500.0000	2,000.0000
10.45.410.0000.521.70	Building & Planning Services Other Services	(198.0000)	32,224.1900	0.0000	0.0000	35,000.0000
10.45.410.0000.521.80	Building & Planning Services Eng. Services-Zoning Entitlement	9,625.6000	1,605.0000	5,000.0000	5,000.0000	25,000.0000
10.45.410.0000.521.90	Building & Planning Services Other Services-Zoning Entitlemen	35,609.1500	7,888.0800	37,000.0000	43,200.0000	35,000.0000
10.45.410.0000.521.95	Building & Planning Services Other Services-Site Development	1,079.5000	6,747.2500	10,000.0000	10,000.0000	10,000.0000
10.45.410.0000.540.05	Printing/Advertising Recording and Legal Notices	610.4000	897.0000	2,000.0000	2,000.0000	1,000.0000
10.45.410.0000.540.10	Printing/Advertising Outside Print Services	113.0000	108.0000	100.0000	100.0000	100.0000
10.45.410.0000.545.05	Maintenance Contract Equipment	879.0000	879.0000	0.0000	0.0000	0.0000
	Account Classification Total: OSERV - Outside Services	$53,832.90	$53,332.52	$57,400.00	$63,600.00	$109,900.00
	Program Total: 0000 - Non Program	$118,498.34	$119,912.21	$126,352.36	$132,552.36	$211,490.00
	Division Total: 410 - Planning Division	$118,498.34	$119,912.21	$126,352.36	$132,552.36	$211,490.00
Division:	**420 - Economic Development**					
Program:	**0000 - Non Program**					
PROFDEVEL - Professional Development						
10.45.420.0000.515.05	Personnel Development Meetings/Activities/Expenses	1,736.1200	202.5000	1,800.0000	1,800.0000	1,800.0000
10.45.420.0000.515.10	Personnel Development Training and Conferences	4,663.9200	0.0000	2,500.0000	2,500.0000	2,500.0000
10.45.420.0000.515.20	Personnel Development Membership and Dues	1,348.3800	800.0000	8,850.0000	8,850.0000	8,850.0000
10.45.420.0000.515.25	Personnel Development Publications-Subscriptions	2,626.5700	783.9100	0.0000	0.0000	800.0000
	Account Classification Total: PROFDEVEL - Professional Development	$10,374.99	$1,786.41	$13,150.00	$13,150.00	$13,950.00
OSERV - Outside Services						
10.45.420.0000.523.10	Other Services Consulting	21,737.5000	19,524.5000	30,175.0000	43,675.0000	50,000.0000
10.45.420.0000.523.45	Other Services Economic Development	23,380.8500	140,414.0300	42,000.0000	42,000.0000	42,000.0000

G/L Account Number	Account Description	2020 Actual Amount	2021 Actual Amount	2022 Adopted Budget	2022 Amended Budget	FY23 Proposed
10.45.420.0000.523.70	Other Services Public Relations/Marketing	0.0000	0.0000	0.0000	0.0000	1,100.0000
10.45.420.0000.524.20	Subscription Services Organizational Memberships	480.0000	180.0000	1,000.0000	1,000.0000	1,000.0000
10.45.420.0000.525.05	Communications Postage	4.9000	207.4300	200.0000	200.0000	300.0000
10.45.420.0000.540.10	Printing/Advertising Outside Print Services	9,576.2700	10,152.6600	15,515.0000	15,515.0000	15,650.0000
	Account Classification Total: OSERV - Outside Services	$55,179.52	$170,478.62	$88,890.00	$102,390.00	$110,050.00
MATSUP - Materials & Supplies						
10.45.420.0000.560.05	Office Supplies General	1,641.1000	1,271.7900	0.0000	0.0000	300.0000
10.45.420.0000.560.10	Office Supplies Paper	0.0000	64.8900	0.0000	0.0000	100.0000
	Account Classification Total: MATSUP - Materials & Supplies	$1,641.10	$1,336.68	$0.00	$0.00	$400.00
	Program Total: 0000 - Non Program	$67,195.61	$173,601.71	$102,040.00	$115,540.00	$124,400.00
	Division Total: 420 - Economic Development	$67,195.61	$173,601.71	$102,040.00	$115,540.00	$124,400.00
Division:	**440 - Building Permits & Inspections**					
Program:	**0000 - Non Program**					
PSER - Personnel Services						
10.45.440.0000.500.01	Salaries Regular Salaries	244,696.8300	265,351.7600	269,384.1800	269,384.1800	243,310.0000
10.45.440.0000.500.02	Salaries Overtime	1,450.7900	2,970.9900	0.0000	0.0000	0.0000
10.45.440.0000.500.04	Salaries Part-Time	49,624.6200	46,821.6700	61,118.7000	61,118.7000	67,273.0000
10.45.440.0000.510.10	Fringe Benefits Medicare	0.0000	0.0000	0.0000	0.0000	4,504.0000
10.45.440.0000.510.12	Fringe Benefits Social Security	0.0000	0.0000	0.0000	0.0000	19,257.0000
10.45.440.0000.510.15	Fringe Benefits IMRF Er Contribution	0.0000	0.0000	0.0000	0.0000	26,862.0000
10.45.440.0000.510.25	Fringe Benefits Medical/Dental Insurance	85,582.9800	74,442.8700	78,538.0800	78,538.0800	69,568.0000
10.45.440.0000.510.30	Fringe Benefits Vision Insurance	512.9100	459.8800	454.3200	454.3200	553.0000
10.45.440.0000.510.40	Fringe Benefits Life Insurance	743.3100	751.1200	739.2000	739.2000	672.0000
10.45.440.0000.510.46	Fringe Benefits Phone Allowance	69.2400	311.5800	0.0000	0.0000	0.0000
10.45.440.0000.510.70	Fringe Benefits Other Benefits	543.2100	620.9100	0.0000	0.0000	0.0000
	Account Classification Total: PSER - Personnel Services	$383,223.89	$391,730.78	$410,234.48	$410,234.48	$431,999.00
PROFDEVEL - Professional Development						
10.45.440.0000.515.05	Personnel Development Meetings/Activities/Expenses	128.1200	245.6900	150.0000	150.0000	150.0000
10.45.440.0000.515.10	Personnel Development Training and Conferences	1,953.2900	1,680.6100	2,500.0000	2,500.0000	2,500.0000
10.45.440.0000.515.20	Personnel Development Membership and Dues	625.6300	860.0000	800.0000	800.0000	800.0000
10.45.440.0000.515.25	Personnel Development Publications-Subscriptions	0.0000	0.0000	850.0000	850.0000	850.0000
	Account Classification Total: PROFDEVEL - Professional Development	$2,707.04	$2,786.30	$4,300.00	$4,300.00	$4,300.00
OSERV - Outside Services						
10.45.440.0000.521.15	Building & Planning Services Grading - Residential	45,125.5000	43,850.2500	45,000.0000	45,000.0000	45,000.0000
10.45.440.0000.521.20	Building & Planning Services Grading - Commercial	166.0000	0.0000	500.0000	500.0000	0.0000
10.45.440.0000.521.25	Building & Planning Services Grading Inspections	10,397.2500	19,569.2500	16,000.0000	16,000.0000	16,000.0000
10.45.440.0000.521.40	Building & Planning Services Building Plan Review	73,034.5800	40,853.3300	50,000.0000	50,000.0000	50,000.0000
10.45.440.0000.521.45	Building & Planning Services Building Inspections	56,520.3200	66,271.5000	75,000.0000	75,000.0000	75,000.0000
10.45.440.0000.521.50	Building & Planning Services Health Inspections	21,140.0000	8,825.0000	20,000.0000	20,000.0000	20,000.0000
10.45.440.0000.521.70	Building & Planning Services Other Services	0.0000	765.7000	750.0000	750.0000	750.0000
10.45.440.0000.521.85	Building & Planning Services Eng. Services-Site Development	49,174.2500	32,353.5000	12,000.0000	12,000.0000	22,000.0000
10.45.440.0000.521.95	Building & Planning Services Other Services-Site Development	7,277.1300	15,856.0000	15,000.0000	15,000.0000	15,000.0000
10.45.440.0000.523.10	Other Services Consulting	166.0000	495.0000	0.0000	0.0000	500.0000
10.45.440.0000.524.20	Subscription Services Organizational Memberships	120.0000	0.0000	150.0000	150.0000	0.0000
10.45.440.0000.525.05	Communications Postage	999.8400	1,033.4100	1,000.0000	1,000.0000	1,000.0000
10.45.440.0000.525.10	Communications Telephone	1,174.0000	0.0000	0.0000	0.0000	0.0000
10.45.440.0000.540.05	Printing/Advertising Recording and Legal Notices	97.4500	0.0000	100.0000	100.0000	0.0000
10.45.440.0000.540.10	Printing/Advertising Outside Print Services	272.8500	2,683.2000	500.0000	500.0000	500.0000
	Account Classification Total: OSERV - Outside Services	$265,665.17	$232,556.14	$236,000.00	$236,000.00	$245,750.00
MATSUP - Materials & Supplies						

G/L Account Number	Account Description	2020 Actual Amount	2021 Actual Amount	2022 Adopted Budget	2022 Amended Budget	FY23 Proposed
10.45.440.0000.560.05	Office Supplies General	271.9400	820.6100	500.0000	500.0000	1,200.0000
10.45.440.0000.565.00	Operating Supplies General	0.0000	330.0000	0.0000	0.0000	0.0000
10.45.440.0000.565.20	Operating Supplies Safety	447.8300	1,521.8800	500.0000	500.0000	1,000.0000
	Account Classification Total: MATSUP - Materials & Supplies	$719.77	$2,672.49	$1,000.00	$1,000.00	$2,200.00
	Program Total: 0000 - Non Program	$652,315.87	$629,745.71	$651,534.48	$651,534.48	$684,249.00
	Division Total: 440 - Building Permits & Inspections	$652,315.87	$629,745.71	$651,534.48	$651,534.48	$684,249.00
Division:	**450 - Code Enforcement**					
Program:	**0000 - Non Program**					
PSER - Personnel Services						
10.45.450.0000.500.01	Salaries Regular Salaries	60,545.8300	63,529.6800	64,524.2000	64,524.2000	66,636.0000
10.45.450.0000.500.02	Salaries Overtime	3,262.0700	2,161.3200	0.0000	0.0000	0.0000
10.45.450.0000.510.10	Fringe Benefits Medicare	0.0000	0.0000	0.0000	0.0000	967.0000
10.45.450.0000.510.12	Fringe Benefits Social Security	0.0000	0.0000	0.0000	0.0000	4,132.0000
10.45.450.0000.510.15	Fringe Benefits IMRF Er Contribution	0.0000	0.0000	0.0000	0.0000	7,357.0000
10.45.450.0000.510.25	Fringe Benefits Medical/Dental Insurance	22,722.1700	20,662.8100	23,505.6000	23,505.6000	23,021.0000
10.45.450.0000.510.30	Fringe Benefits Vision Insurance	132.8400	132.3100	131.7600	131.7600	182.0000
10.45.450.0000.510.40	Fringe Benefits Life Insurance	169.3700	168.7100	168.0000	168.0000	168.0000
10.45.450.0000.510.70	Fringe Benefits Other Benefits	100.0000	100.0000	0.0000	0.0000	0.0000
	Account Classification Total: PSER - Personnel Services	$86,932.28	$86,754.83	$88,329.56	$88,329.56	$102,463.00
PROFDEVEL - Professional Development						
10.45.450.0000.515.05	Personnel Development Meetings/Activities/Expenses	0.0000	0.0000	100.0000	100.0000	100.0000
10.45.450.0000.515.10	Personnel Development Training and Conferences	0.0000	125.0000	500.0000	500.0000	500.0000
10.45.450.0000.515.20	Personnel Development Membership and Dues	0.0000	0.0000	400.0000	400.0000	400.0000
	Account Classification Total: PROFDEVEL - Professional Development	$0.00	$125.00	$1,000.00	$1,000.00	$1,000.00
OSERV - Outside Services						
10.45.450.0000.523.95	Other Services Property Maintenance	1,455.0000	700.0000	1,500.0000	1,500.0000	3,000.0000
10.45.450.0000.540.10	Printing/Advertising Outside Print Services	96.9500	0.0000	0.0000	0.0000	0.0000
	Account Classification Total: OSERV - Outside Services	$1,551.95	$700.00	$1,500.00	$1,500.00	$3,000.00
MATSUP - Materials & Supplies						
10.45.450.0000.565.00	Operating Supplies General	0.0000	38.5000	0.0000	0.0000	0.0000
	Account Classification Total: MATSUP - Materials & Supplies	$0.00	$38.50	$0.00	$0.00	$0.00
	Program Total: 0000 - Non Program	$88,484.23	$87,618.33	$90,829.56	$90,829.56	$106,463.00
	Division Total: 450 - Code Enforcement	$88,484.23	$87,618.33	$90,829.56	$90,829.56	$106,463.00
	Department Total: 45 - Community Development	$1,054,448.00	$1,139,821.92	$1,105,706.80	$1,125,406.80	$1,294,543.00
Department:	**50 - Information Technology**					
Division:	**001 - Administration**					
Program:	**0000 - Non Program**					
PSER - Personnel Services						
10.50.001.0000.510.25	Fringe Benefits Medical/Dental Insurance	(2.4300)	(74.1300)	0.0000	0.0000	0.0000
	Account Classification Total: PSER - Personnel Services	($2.43)	($74.13)	$0.00	$0.00	$0.00
OSERV - Outside Services						
10.50.001.0000.523.15	Other Services Data Processing / Technology	49,266.1400	61,815.6800	40,000.0000	40,000.0000	40,000.0000
10.50.001.0000.525.10	Communications Telephone	24,464.1600	24,464.6000	30,000.0000	30,000.0000	30,000.0000
10.50.001.0000.525.15	Communications Cell Phones	3,767.4100	3,864.0300	4,000.0000	4,000.0000	4,000.0000
10.50.001.0000.525.25	Communications Internet Service	945.2200	621.6800	7,400.0000	7,400.0000	3,000.0000
10.50.001.0000.525.35	Communications Cable TV	324.1000	359.6900	500.0000	500.0000	600.0000
10.50.001.0000.545.75	Maintenance Contract Software	51,379.4700	52,253.1800	174,500.0000	174,500.0000	190,300.0000
10.50.001.0000.546.00	Equipment Maintenance General	0.0000	62.5000	0.0000	0.0000	0.0000
10.50.001.0000.558.05	Rent/Lease Office Equipment	1,083.3300	359.3600	800.0000	800.0000	800.0000
	Account Classification Total: OSERV - Outside Services	$131,229.83	$143,800.72	$257,200.00	$257,200.00	$268,700.00
MATSUP - Materials & Supplies						
10.50.001.0000.565.00	Operating Supplies General	900.1200	2,391.3400	3,000.0000	3,000.0000	7,000.0000
	Account Classification Total: MATSUP - Materials & Supplies	$900.12	$2,391.34	$3,000.00	$3,000.00	$7,000.00
	Program Total: 0000 - Non Program	$132,127.52	$146,117.93	$260,200.00	$260,200.00	$275,700.00
Program:	**7001 - NWS ERP Software Implementation**					

G/L Account Number	Account Description	2020 Actual Amount	2021 Actual Amount	2022 Adopted Budget	2022 Amended Budget	FY23 Proposed
OSERV - Outside Services						
10.50.001.7001.545.75	Maintenance Contract Software	0.0000	5,739.5100	0.0000	0.0000	0.0000
	Account Classification Total: OSERV - Outside Services	$0.00	$5,739.51	$0.00	$0.00	$0.00
	Program Total: 7001 - NWS ERP Software Implementation	$0.00	$5,739.51	$0.00	$0.00	$0.00
	Division Total: 001 - Administration	$132,127.52	$151,857.44	$260,200.00	$260,200.00	$275,700.00
Division: 300 - Video Access League						
Program: 0000 - Non Program						
MATSUP - Materials & Supplies						
10.50.300.0000.565.00	Operating Supplies General	0.0000	84.9800	0.0000	0.0000	0.0000
	Account Classification Total: MATSUP - Materials & Supplies	$0.00	$84.98	$0.00	$0.00	$0.00
	Program Total: 0000 - Non Program	$0.00	$84.98	$0.00	$0.00	$0.00
	Division Total: 300 - Video Access League	$0.00	$84.98	$0.00	$0.00	$0.00
Division: 500 - Capital						
Program: 0000 - Non Program						
OSERV - Outside Services						
10.50.500.0000.545.15	Maintenance Contract Village Hall	734.4500	708.8500	0.0000	0.0000	600.0000
10.50.500.0000.546.05	Equipment Maintenance Warranty/Service	0.0000	0.0000	19,400.0000	19,400.0000	35,000.0000
	Account Classification Total: OSERV - Outside Services	$734.45	$708.85	$19,400.00	$19,400.00	$35,600.00
CAP - Capital Outlay						
10.50.500.0000.612.10	Capital Outlay Office Equipment Small Inventory Asset	0.0000	5,503.1200	0.0000	0.0000	0.0000
10.50.500.0000.614.05	Capital Outlay Software & Technology Capitalized Asset	1,277.4500	0.0000	0.0000	0.0000	0.0000
10.50.500.0000.614.10	Capital Outlay Software & Technology Software & Cloud Based Software	37,634.4000	91,636.3600	35,950.0000	47,900.0000	37,440.0000
10.50.500.0000.616.10	Capital Outlay Computer Equipment Small Inventory Asset	1,639.6800	11,333.2000	5,200.0000	5,200.0000	7,000.0000
10.50.500.0000.616.15	Capital Outlay Computer Equipment Small Inventory-Computers	10,838.5000	4,938.5300	18,000.0000	18,000.0000	8,000.0000
	Account Classification Total: CAP - Capital Outlay	$51,390.03	$113,411.21	$59,150.00	$71,100.00	$52,440.00
	Program Total: 0000 - Non Program	$52,124.48	$114,120.06	$78,550.00	$90,500.00	$88,040.00
	Division Total: 500 - Capital	$52,124.48	$114,120.06	$78,550.00	$90,500.00	$88,040.00
	Department Total: 50 - Information Technology	$184,252.00	$266,062.48	$338,750.00	$350,700.00	$363,740.00
Department: 90 - General Government						
Division: 000 - Non Division						
Program: 0000 - Non Program						
OSERV - Outside Services						
10.90.000.0000.523.50	Other Services General Engineering	12,400.0000	0.0000	0.0000	0.0000	0.0000
	Account Classification Total: OSERV - Outside Services	$12,400.00	$0.00	$0.00	$0.00	$0.00
	Program Total: 0000 - Non Program	$12,400.00	$0.00	$0.00	$0.00	$0.00
	Division Total: 000 - Non Division	$12,400.00	$0.00	$0.00	$0.00	$0.00
Division: 500 - Capital						
Program: 0000 - Non Program						
CAP - Capital Outlay						
10.90.500.0000.602.00	Capital Outlay Land Improvements Land Improvements	54,809.2000	46,499.5700	0.0000	0.0000	0.0000
10.90.500.0000.610.05	Capital Outlay Machinery & Equipment Capitalized Asset	25,362.0000	0.0000	0.0000	0.0000	0.0000
	Account Classification Total: CAP - Capital Outlay	$80,171.20	$46,499.57	$0.00	$0.00	$0.00
	Program Total: 0000 - Non Program	$80,171.20	$46,499.57	$0.00	$0.00	$0.00
	Division Total: 500 - Capital	$80,171.20	$46,499.57	$0.00	$0.00	$0.00
	Department Total: 90 - General Government	$92,571.20	$46,499.57	$0.00	$0.00	$0.00
	EXPENSES Total	$11,800,063.39	$11,985,813.48	$12,435,384.53	$12,781,053.53	$14,339,296.95
	Fund REVENUE Total: 10 - General Fund	$12,673,379.73	$13,007,266.86	$12,440,328.00	$12,609,328.00	$14,355,669.00
	Fund EXPENSE Total: 10 - General Fund	$11,800,063.39	$11,985,813.48	$12,435,384.53	$12,781,053.53	$14,339,296.95
	Fund Total: 10 - General Fund	$873,316.34	$1,021,453.38	$4,943.47	($171,725.53)	$16,372.05
Fund: 15 - Working Cash Fund						
REVENUES						
Department: 01 - Revenues						

G/L Account Number	Account Description	2020 Actual Amount	2021 Actual Amount	2022 Adopted Budget	2022 Amended Budget	FY23 Proposed
Division: 000 - Non Division						
Program: 0000 - Non Program						
TAX - Taxes						
15.01.000.0000.410.55	Property Tax Working Cash	(23.7800)	(406.3000)	0.0000	0.0000	0.0000
	Account Classification Total: TAX - Taxes	($23.78)	($406.30)	$0.00	$0.00	$0.00
	Program Total: 0000 - Non Program	($23.78)	($406.30)	$0.00	$0.00	$0.00
	Division Total: 000 - Non Division	($23.78)	($406.30)	$0.00	$0.00	$0.00
	Department Total: 01 - Revenues	($23.78)	($406.30)	$0.00	$0.00	$0.00
	REVENUES Total	($23.78)	($406.30)	$0.00	$0.00	$0.00
	Fund REVENUE Total: 15 - Working Cash Fund	($23.78)	($406.30)	$0.00	$0.00	$0.00
	Fund EXPENSE Total: 15 - Working Cash Fund					
	Fund Total: 15 - Working Cash Fund	($23.78)	($406.30)	$0.00	$0.00	$0.00
Fund: 18 - Debt Service Fund						
REVENUES						
Department: 15 - Finance						
Division: 900 - Debt						
Program: 9124 - 2020A Refunding 2012A Bond						
OTH - Other Financing Sources						
18.15.900.9124.485.10	Other Financing Sources Bonds-Issue Premium	0.0000	249,473.3500	0.0000	0.0000	0.0000
	Account Classification Total: OTH - Other Financing Sources	$0.00	$249,473.35	$0.00	$0.00	$0.00
RES - Source/Use of Reserves						
18.15.900.9124.483.00	Bond Proceeds ARS Bonds	0.0000	2,285,000.0000	0.0000	0.0000	0.0000
	Account Classification Total: RES - Source/Use of Reserves	$0.00	$2,285,000.00	$0.00	$0.00	$0.00
	Program Total: 9124 - 2020A Refunding 2012A Bond	$0.00	$2,534,473.35	$0.00	$0.00	$0.00
	Division Total: 900 - Debt	$0.00	$2,534,473.35	$0.00	$0.00	$0.00
Division: 950 - interfund						
Program: 0000 - Non Program						
OTH - Other Financing Sources						
18.15.950.0000.482.10	Interfund Transfer In General Fund	1,524,004.0000	1,107,725.0000	1,093,935.0000	1,093,935.0000	970,545.0000
	Account Classification Total: OTH - Other Financing Sources	$1,524,004.00	$1,107,725.00	$1,093,935.00	$1,093,935.00	$970,545.00
	Program Total: 0000 - Non Program	$1,524,004.00	$1,107,725.00	$1,093,935.00	$1,093,935.00	$970,545.00
	Division Total: 950 - interfund	$1,524,004.00	$1,107,725.00	$1,093,935.00	$1,093,935.00	$970,545.00
	Department Total: 15 - Finance	$1,524,004.00	$3,642,198.35	$1,093,935.00	$1,093,935.00	$970,545.00
	REVENUES Total	$1,524,004.00	$3,642,198.35	$1,093,935.00	$1,093,935.00	$970,545.00
EXPENSES						
Department: 15 - Finance						
Division: 900 - Debt						
Program: 9055 - 2012B GO ARS Bond						
DS - Debt Service						
18.15.900.9055.705.00	Interest Payment Debt Payment	210,058.7000	0.0000	0.0000	0.0000	0.0000
18.15.900.9055.715.00	Bond Service Fees	475.0000	0.0000	0.0000	0.0000	0.0000
	Account Classification Total: DS - Debt Service	$210,533.70	$0.00	$0.00	$0.00	$0.00
	Program Total: 9055 - 2012B GO ARS Bond	$210,533.70	$0.00	$0.00	$0.00	$0.00
Program: 9065 - 2012 A GO ARS Bonds						
DS - Debt Service						
18.15.900.9065.700.00	Principal Payment Debt Payment	170,000.0000	180,000.0000	0.0000	0.0000	0.0000
18.15.900.9065.705.00	Interest Payment Debt Payment	103,625.0000	51,962.5000	0.0000	0.0000	0.0000
18.15.900.9065.715.00	Bond Service Fees	475.0000	475.0000	0.0000	0.0000	0.0000
	Account Classification Total: DS - Debt Service	$274,100.00	$232,437.50	$0.00	$0.00	$0.00
	Program Total: 9065 - 2012 A GO ARS Bonds	$274,100.00	$232,437.50	$0.00	$0.00	$0.00
Program: 9090 - 2014A GO Refunding Bond (ARS)						
DS - Debt Service						
18.15.900.9090.700.00	Principal Payment Debt Payment	90,000.0000	95,000.0000	100,000.0000	100,000.0000	105,000.0000
18.15.900.9090.705.00	Interest Payment Debt Payment	17,550.0000	15,300.0000	12,450.0000	12,450.0000	9,450.0000
18.15.900.9090.715.00	Bond Service Fees	475.0000	475.0000	475.0000	475.0000	475.0000

G/L Account Number	Account Description	2020 Actual Amount	2021 Actual Amount	2022 Adopted Budget	2022 Amended Budget	FY23 Proposed
	Account Classification Total: DS - Debt Service	$108,025.00	$110,775.00	$112,925.00	$112,925.00	$114,925.00
	Program Total: 9090 - 2014A GO Refunding Bond (ARS)	$108,025.00	$110,775.00	$112,925.00	$112,925.00	$114,925.00
Program:	**9095 - 2014B GO (ARS) Bond**					
DS - Debt Service						
18.15.900.9095.700.00	Principal Payment Debt Payment	35,000.0000	75,000.0000	90,000.0000	90,000.0000	0.0000
18.15.900.9095.705.00	Interest Payment Debt Payment	36,100.0000	17,525.0000	32,800.0000	32,800.0000	0.0000
18.15.900.9095.715.00	Bond Service Fees	475.0000	475.0000	475.0000	475.0000	0.0000
	Account Classification Total: DS - Debt Service	$71,575.00	$93,000.00	$123,275.00	$123,275.00	$0.00
	Program Total: 9095 - 2014B GO (ARS) Bond	$71,575.00	$93,000.00	$123,275.00	$123,275.00	$0.00
Program:	**9100 - Quarry Mortgage Note**					
DS - Debt Service						
18.15.900.9100.700.00	Principal Payment Debt Payment	8,297.5300	8,834.7000	9,383.0000	9,383.0000	9,814.0000
18.15.900.9100.705.00	Interest Payment Debt Payment	5,472.3500	4,798.6900	4,387.0000	4,387.0000	3,956.0000
	Account Classification Total: DS - Debt Service	$13,769.88	$13,633.39	$13,770.00	$13,770.00	$13,770.00
	Program Total: 9100 - Quarry Mortgage Note	$13,769.88	$13,633.39	$13,770.00	$13,770.00	$13,770.00
Program:	**9110 - 2015B GO Refunding Bond (ARS)**					
DS - Debt Service						
18.15.900.9110.700.00	Principal Payment Debt Payment	10,000.0000	10,000.0000	15,000.0000	15,000.0000	15,000.0000
18.15.900.9110.705.00	Interest Payment Debt Payment	104,810.0000	104,500.0000	104,190.0000	104,190.0000	103,725.0000
18.15.900.9110.715.00	Bond Service Fees	475.0000	475.0000	475.0000	475.0000	475.0000
	Account Classification Total: DS - Debt Service	$115,285.00	$114,975.00	$119,665.00	$119,665.00	$119,200.00
	Program Total: 9110 - 2015B GO Refunding Bond (ARS)	$115,285.00	$114,975.00	$119,665.00	$119,665.00	$119,200.00
Program:	**9115 - 2015C GO Refunding Bond (ARS)**					
DS - Debt Service						
18.15.900.9115.715.00	Bond Service Fees	475.0000	475.0000	0.0000	0.0000	0.0000
	Account Classification Total: DS - Debt Service	$475.00	$475.00	$0.00	$0.00	$0.00
	Program Total: 9115 - 2015C GO Refunding Bond (ARS)	$475.00	$475.00	$0.00	$0.00	$0.00
Program:	**9116 - 2017A Refunding Bonds**					
DS - Debt Service						
18.15.900.9116.700.00	Principal Payment Debt Payment	350,000.0000	370,000.0000	375,000.0000	375,000.0000	385,000.0000
18.15.900.9116.705.00	Interest Payment Debt Payment	121,400.0000	110,900.0000	99,800.0000	99,800.0000	88,550.0000
18.15.900.9116.715.00	Bond Service Fees	475.0000	475.0000	475.0000	475.0000	475.0000
	Account Classification Total: DS - Debt Service	$471,875.00	$481,375.00	$475,275.00	$475,275.00	$474,025.00
	Program Total: 9116 - 2017A Refunding Bonds	$471,875.00	$481,375.00	$475,275.00	$475,275.00	$474,025.00
Program:	**9124 - 2020A Refunding 2012A Bond**					
DS - Debt Service						
18.15.900.9124.700.00	Principal Payment Debt Payment	0.0000	0.0000	180,000.0000	180,000.0000	185,000.0000
18.15.900.9124.705.00	Interest Payment Debt Payment	0.0000	13,329.1600	68,550.0000	68,550.0000	63,150.0000
18.15.900.9124.710.00	Other financing Uses Fees	0.0000	62,942.0200	0.0000	0.0000	0.0000
18.15.900.9124.715.00	Bond Service Fees	0.0000	0.0000	475.0000	475.0000	475.0000
	Account Classification Total: DS - Debt Service	$0.00	$76,271.18	$249,025.00	$249,025.00	$248,625.00
OFU - Other Financing Uses						
18.15.900.9124.710.05	Other financing Uses Refunding Bond Agent	0.0000	2,466,562.5000	0.0000	0.0000	0.0000
	Account Classification Total: OFU - Other Financing Uses	$0.00	$2,466,562.50	$0.00	$0.00	$0.00
	Program Total: 9124 - 2020A Refunding 2012A Bond	$0.00	$2,542,833.68	$249,025.00	$249,025.00	$248,625.00
	Division Total: 900 - Debt	$1,265,638.58	$3,589,504.57	$1,093,935.00	$1,093,935.00	$970,545.00
Division:	**950 - interfund**					
Program:	**0000 - Non Program**					
OFU - Other Financing Uses						
18.15.950.0000.900.31	Interfund Transfer Out Main/Archer TIF	262,000.0000	50,000.0000	0.0000	0.0000	0.0000
	Account Classification Total: OFU - Other Financing Uses	$262,000.00	$50,000.00	$0.00	$0.00	$0.00
	Program Total: 0000 - Non Program	$262,000.00	$50,000.00	$0.00	$0.00	$0.00
	Division Total: 950 - interfund	$262,000.00	$50,000.00	$0.00	$0.00	$0.00
	Department Total: 15 - Finance	$1,527,638.58	$3,639,504.57	$1,093,935.00	$1,093,935.00	$970,545.00
	EXPENSES Total	$1,527,638.58	$3,639,504.57	$1,093,935.00	$1,093,935.00	$970,545.00

G/L Account Number	Account Description	2020 Actual Amount	2021 Actual Amount	2022 Adopted Budget	2022 Amended Budget	FY23 Proposed
	Fund REVENUE Total: 18 - Debt Service Fund	$1,524,004.00	$3,642,198.35	$1,093,935.00	$1,093,935.00	$970,545.00
	Fund EXPENSE Total: 18 - Debt Service Fund	$1,527,638.58	$3,639,504.57	$1,093,935.00	$1,093,935.00	$970,545.00
	Fund Total: 18 - Debt Service Fund	($3,634.58)	$2,693.78	$0.00	$0.00	$0.00
Fund: 20 - IMRF Fund						
REVENUES						
Department: 01 - Revenues						
Division: 000 - Non Division						
Program: 0000 - Non Program						
TAX - Taxes						
20.01.000.0000.410.70	Property Tax I.M.R.F.	403,964.7700	435,374.6000	455,000.0000	455,000.0000	0.0000
	Account Classification Total: TAX - Taxes	$403,964.77	$435,374.60	$455,000.00	$455,000.00	$0.00
	Program Total: 0000 - Non Program	$403,964.77	$435,374.60	$455,000.00	$455,000.00	$0.00
	Division Total: 000 - Non Division	$403,964.77	$435,374.60	$455,000.00	$455,000.00	$0.00
	Department Total: 01 - Revenues	$403,964.77	$435,374.60	$455,000.00	$455,000.00	$0.00
	REVENUES Total	$403,964.77	$435,374.60	$455,000.00	$455,000.00	$0.00
EXPENSES						
Department: 15 - Finance						
Division: 001 - Administration						
Program: 0000 - Non Program						
PSER - Personnel Services						
20.15.001.0000.510.15	Fringe Benefits IMRF Er Contribution	366,666.0100	429,499.9500	414,001.8400	414,001.8400	0.0000
	Account Classification Total: PSER - Personnel Services	$366,666.01	$429,499.95	$414,001.84	$414,001.84	$0.00
	Program Total: 0000 - Non Program	$366,666.01	$429,499.95	$414,001.84	$414,001.84	$0.00
	Division Total: 001 - Administration	$366,666.01	$429,499.95	$414,001.84	$414,001.84	$0.00
	Department Total: 15 - Finance	$366,666.01	$429,499.95	$414,001.84	$414,001.84	$0.00
	EXPENSES Total	$366,666.01	$429,499.95	$414,001.84	$414,001.84	$0.00
	Fund REVENUE Total: 20 - IMRF Fund	$403,964.77	$435,374.60	$455,000.00	$455,000.00	$0.00
	Fund EXPENSE Total: 20 - IMRF Fund	$366,666.01	$429,499.95	$414,001.84	$414,001.84	$0.00
	Fund Total: 20 - IMRF Fund	$37,298.76	$5,874.65	$40,998.16	$40,998.16	$0.00
Fund: 22 - Social Security Fund						
REVENUES						
Department: 01 - Revenues						
Division: 000 - Non Division						
Program: 0000 - Non Program						
MISC - Miscellaneous Revenues						
22.01.000.0000.480.90	Other Miscellaneous income	50.0000	0.0000	0.0000	0.0000	0.0000
	Account Classification Total: MISC - Miscellaneous Revenues	$50.00	$0.00	$0.00	$0.00	$0.00
TAX - Taxes						
22.01.000.0000.410.75	Property Tax Social Security	273,375.3400	289,877.9500	305,000.0000	305,000.0000	0.0000
	Account Classification Total: TAX - Taxes	$273,375.34	$289,877.95	$305,000.00	$305,000.00	$0.00
	Program Total: 0000 - Non Program	$273,425.34	$289,877.95	$305,000.00	$305,000.00	$0.00
	Division Total: 000 - Non Division	$273,425.34	$289,877.95	$305,000.00	$305,000.00	$0.00
	Department Total: 01 - Revenues	$273,425.34	$289,877.95	$305,000.00	$305,000.00	$0.00
	REVENUES Total	$273,425.34	$289,877.95	$305,000.00	$305,000.00	$0.00
EXPENSES						
Department: 15 - Finance						
Division: 001 - Administration						
Program: 0000 - Non Program						
PSER - Personnel Services						
22.15.001.0000.510.10	Fringe Benefits Medicare	82,900.7400	86,402.7400	84,491.3500	84,491.3500	0.0000
22.15.001.0000.510.12	Fringe Benefits Social Security	200,349.7300	212,117.6200	213,264.1500	213,264.1500	0.0000
	Account Classification Total: PSER - Personnel Services	$283,250.47	$298,520.36	$297,755.50	$297,755.50	$0.00
	Program Total: 0000 - Non Program	$283,250.47	$298,520.36	$297,755.50	$297,755.50	$0.00
	Division Total: 001 - Administration	$283,250.47	$298,520.36	$297,755.50	$297,755.50	$0.00
	Department Total: 15 - Finance	$283,250.47	$298,520.36	$297,755.50	$297,755.50	$0.00

G/L Account Number	Account Description	2020 Actual Amount	2021 Actual Amount	2022 Adopted Budget	2022 Amended Budget	FY23 Proposed
	EXPENSES Total	$283,250.47	$298,520.36	$297,755.50	$297,755.50	$0.00
	Fund REVENUE Total: 22 - Social Security Fund	$273,425.34	$289,877.95	$305,000.00	$305,000.00	$0.00
	Fund EXPENSE Total: 22 - Social Security Fund	$283,250.47	$298,520.36	$297,755.50	$297,755.50	$0.00
	Fund Total: 22 - Social Security Fund	($9,825.13)	($8,642.41)	$7,244.50	$7,244.50	$0.00
Fund: 24 - Motor Fuel Tax Fund						
REVENUES						
Department: 01 - Revenues						
Division: 000 - Non Division						
Program: 0000 - Non Program						
IG - Intergovernmental Revenues						
24.01.000.0000.420.25	Shared Revenue Motor Fuel Tax	594,809.5000	615,468.3500	624,000.0000	624,000.0000	703,398.0000
24.01.000.0000.445.85	Grants Rebuild IL MFT	0.0000	527,231.4900	350,000.0000	350,000.0000	0.0000
	Account Classification Total: IG - Intergovernmental Revenues	$594,809.50	$1,142,699.84	$974,000.00	$974,000.00	$703,398.00
INT - Interest Income						
24.01.000.0000.470.05	Interest Income Interest on Investments	13,031.2800	1,899.2400	3,000.0000	3,000.0000	500.0000
	Account Classification Total: INT - Interest Income	$13,031.28	$1,899.24	$3,000.00	$3,000.00	$500.00
MISC - Miscellaneous Revenues						
24.01.000.0000.490.00	Reallocated Prior Year Funds Budget Carryover	0.0000	0.0000	369,500.0000	369,500.0000	53,502.0000
	Account Classification Total: MISC - Miscellaneous Revenues	$0.00	$0.00	$369,500.00	$369,500.00	$53,502.00
	Program Total: 0000 - Non Program	$607,840.78	$1,144,599.08	$1,346,500.00	$1,346,500.00	$757,400.00
	Division Total: 000 - Non Division	$607,840.78	$1,144,599.08	$1,346,500.00	$1,346,500.00	$757,400.00
	Department Total: 01 - Revenues	$607,840.78	$1,144,599.08	$1,346,500.00	$1,346,500.00	$757,400.00
	REVENUES Total	$607,840.78	$1,144,599.08	$1,346,500.00	$1,346,500.00	$757,400.00
EXPENSES						
Department: 25 - Public Works						
Division: 310 - Streets Division						
Program: 0000 - Non Program						
OSERV - Outside Services						
24.25.310.0000.545.80	Maintenance Contract Street Lighting	12,000.0000	17,071.1700	12,000.0000	12,000.0000	12,000.0000
24.25.310.0000.548.15	Streets & Alley Maintenance Services Traffic Signals	0.0000	2,030.0000	0.0000	0.0000	6,000.0000
	Account Classification Total: OSERV - Outside Services	$12,000.00	$19,101.17	$12,000.00	$12,000.00	$18,000.00
MATSUP - Materials & Supplies						
24.25.310.0000.582.00	Streets & Alleys Maintenance Supplies General	196,436.1400	130,402.2400	167,000.0000	167,000.0000	208,000.0000
	Account Classification Total: MATSUP - Materials & Supplies	$196,436.14	$130,402.24	$167,000.00	$167,000.00	$208,000.00
	Program Total: 0000 - Non Program	$208,436.14	$149,503.41	$179,000.00	$179,000.00	$226,000.00
Program: 3000 - Traffic Signal - Stephen & Main						
OSERV - Outside Services						
24.25.310.3000.548.15	Streets & Alley Maintenance Services Traffic Signals	7,812.4000	8,927.5000	6,000.0000	6,000.0000	7,000.0000
	Account Classification Total: OSERV - Outside Services	$7,812.40	$8,927.50	$6,000.00	$6,000.00	$7,000.00
	Program Total: 3000 - Traffic Signal - Stephen & Main	$7,812.40	$8,927.50	$6,000.00	$6,000.00	$7,000.00
Program: 3001 - Traffic Signal - State & Keepata						
OSERV - Outside Services						
24.25.310.3001.548.15	Streets & Alley Maintenance Services Traffic Signals	3,150.9000	3,062.5000	6,000.0000	6,000.0000	6,000.0000
	Account Classification Total: OSERV - Outside Services	$3,150.90	$3,062.50	$6,000.00	$6,000.00	$6,000.00
	Program Total: 3001 - Traffic Signal - State & Keepata	$3,150.90	$3,062.50	$6,000.00	$6,000.00	$6,000.00
Program: 3002 - 127th and Timberline Dr						
OSERV - Outside Services						
24.25.310.3002.548.15	Streets & Alley Maintenance Services Traffic Signals	16,244.6500	18,418.1400	17,500.0000	17,500.0000	18,400.0000
	Account Classification Total: OSERV - Outside Services	$16,244.65	$18,418.14	$17,500.00	$17,500.00	$18,400.00
	Program Total: 3002 - 127th and Timberline Dr	$16,244.65	$18,418.14	$17,500.00	$17,500.00	$18,400.00
Program: 5047 - 2013 Motor Fuel Tax						
MATSUP - Materials & Supplies						
24.25.310.5047.582.00	Streets & Alleys Maintenance Supplies General	175,000.0000	275,000.0000	1,138,000.0000	1,138,000.0000	500,000.0000

G/L Account Number	Account Description	2020 Actual Amount	2021 Actual Amount	2022 Adopted Budget	2022 Amended Budget	FY23 Proposed
Account Classification Total: MATSUP - Materials & Supplies		$175,000.00	$275,000.00	$1,138,000.00	$1,138,000.00	$500,000.00
Program Total: 5047 - 2013 Motor Fuel Tax		$175,000.00	$275,000.00	$1,138,000.00	$1,138,000.00	$500,000.00
Division Total: 310 - Streets Division		$410,644.09	$454,911.55	$1,346,500.00	$1,346,500.00	$757,400.00
Department Total: 25 - Public Works		$410,644.09	$454,911.55	$1,346,500.00	$1,346,500.00	$757,400.00
EXPENSES Total		$410,644.09	$454,911.55	$1,346,500.00	$1,346,500.00	$757,400.00
Fund REVENUE	Total: 24 - Motor Fuel Tax Fund	$607,840.78	$1,144,599.08	$1,346,500.00	$1,346,500.00	$757,400.00
Fund EXPENSE	Total: 24 - Motor Fuel Tax Fund	$410,644.09	$454,911.55	$1,346,500.00	$1,346,500.00	$757,400.00
Fund Total: 24 - Motor Fuel Tax Fund		$197,196.69	$689,687.53	$0.00	$0.00	$0.00
Fund: 27 - State DUI Fund						
REVENUES						
Department: 01 - Revenues						
Division: 000 - Non Division						
Program: 0000 - Non Program						
F&F - Fines and Fees						
27.01.000.0000.441.10	Fines State DUI Restricted	4,685.6700	1,695.9500	0.0000	0.0000	0.0000
Account Classification Total: F&F - Fines and Fees		$4,685.67	$1,695.95	$0.00	$0.00	$0.00
Program Total: 0000 - Non Program		$4,685.67	$1,695.95	$0.00	$0.00	$0.00
Division Total: 000 - Non Division		$4,685.67	$1,695.95	$0.00	$0.00	$0.00
Department Total: 01 - Revenues		$4,685.67	$1,695.95	$0.00	$0.00	$0.00
REVENUES Total		$4,685.67	$1,695.95	$0.00	$0.00	$0.00
Fund REVENUE	Total: 27 - State DUI Fund	$4,685.67	$1,695.95	$0.00	$0.00	$0.00
Fund EXPENSE	Total: 27 - State DUI Fund					
Fund Total: 27 - State DUI Fund		$4,685.67	$1,695.95	$0.00	$0.00	$0.00
Fund: 28 - Vehicle Replacement Fund						
REVENUES						
Department: 01 - Revenues						
Division: 000 - Non Division						
Program: 0000 - Non Program						
F&F - Fines and Fees						
28.01.000.0000.441.15	Fines Vehicle Replacement Fund	1,644.3900	724.1800	0.0000	0.0000	0.0000
Account Classification Total: F&F - Fines and Fees		$1,644.39	$724.18	$0.00	$0.00	$0.00
Program Total: 0000 - Non Program		$1,644.39	$724.18	$0.00	$0.00	$0.00
Division Total: 000 - Non Division		$1,644.39	$724.18	$0.00	$0.00	$0.00
Department Total: 01 - Revenues		$1,644.39	$724.18	$0.00	$0.00	$0.00
REVENUES Total		$1,644.39	$724.18	$0.00	$0.00	$0.00
Fund REVENUE	Total: 28 - Vehicle Replacement Fund	$1,644.39	$724.18	$0.00	$0.00	$0.00
Fund EXPENSE	Total: 28 - Vehicle Replacement Fund					
Fund Total: 28 - Vehicle Replacement Fund		$1,644.39	$724.18	$0.00	$0.00	$0.00
Fund: 31 - Main/Archer Avenue TIF Fund						
REVENUES						
Department: 01 - Revenues						
Division: 000 - Non Division						
Program: 0000 - Non Program						
IG - Intergovernmental Revenues						
31.01.000.0000.446.05	Contributions Developer	0.0000	0.0000	263,875.0000	263,875.0000	263,875.0000
Account Classification Total: IG - Intergovernmental Revenues		$0.00	$0.00	$263,875.00	$263,875.00	$263,875.00
INT - Interest Income						
31.01.000.0000.470.05	Interest Income Interest on Investments	0.0000	0.0000	15,000.0000	15,000.0000	15,000.0000
Account Classification Total: INT - Interest Income		$0.00	$0.00	$15,000.00	$15,000.00	$15,000.00
MISC - Miscellaneous Revenues						
31.01.000.0000.476.30	Rental Income Bill Board	6,000.0000	5,100.0000	3,500.0000	3,500.0000	3,600.0000
Account Classification Total: MISC - Miscellaneous Revenues		$6,000.00	$5,100.00	$3,500.00	$3,500.00	$3,600.00
Program Total: 0000 - Non Program		$6,000.00	$5,100.00	$282,375.00	$282,375.00	$282,475.00
Division Total: 000 - Non Division		$6,000.00	$5,100.00	$282,375.00	$282,375.00	$282,475.00

G/L Account Number	Account Description	2020 Actual Amount	2021 Actual Amount	2022 Adopted Budget	2022 Amended Budget	FY23 Proposed
	Department Total: 01 - Revenues	$6,000.00	$5,100.00	$282,375.00	$282,375.00	$282,475.00
Department:	**15 - Finance**					
Division:	**900 - Debt**					
Program:	**9122 - 2019B Refunding 2012B Bond**					
RES - Source/Use of Reserves						
31.15.900.9122.483.00	Bond Proceeds ARS Bonds	2,025,000.0000	0.0000	0.0000	0.0000	0.0000
	Account Classification Total: RES - Source/Use of Reserves	$2,025,000.00	$0.00	$0.00	$0.00	$0.00
	Program Total: 9122 - 2019B Refunding 2012B Bond	$2,025,000.00	$0.00	$0.00	$0.00	$0.00
	Division Total: 900 - Debt	$2,025,000.00	$0.00	$0.00	$0.00	$0.00
Division:	**950 - interfund**					
Program:	**0000 - Non Program**					
OTH - Other Financing Sources						
31.15.950.0000.482.10	Interfund Transfer In General Fund	0.0000	250,000.0000	0.0000	0.0000	0.0000
31.15.950.0000.482.18	Interfund Transfer In Debt Service Fund	262,000.0000	50,000.0000	0.0000	0.0000	0.0000
	Account Classification Total: OTH - Other Financing Sources	$262,000.00	$300,000.00	$0.00	$0.00	$0.00
	Program Total: 0000 - Non Program	$262,000.00	$300,000.00	$0.00	$0.00	$0.00
	Division Total: 950 - interfund	$262,000.00	$300,000.00	$0.00	$0.00	$0.00
	Department Total: 15 - Finance	$2,287,000.00	$300,000.00	$0.00	$0.00	$0.00
	REVENUES Total	$2,293,000.00	$305,100.00	$282,375.00	$282,375.00	$282,475.00
EXPENSES						
Department:	**10 - Administration**					
Division:	**001 - Administration**					
Program:	**0000 - Non Program**					
OSERV - Outside Services						
31.10.001.0000.523.10	Other Services Consulting	100,000.0000	0.0000	0.0000	0.0000	0.0000
31.10.001.0000.540.10	Printing/Advertising Outside Print Services	452.7300	0.0000	0.0000	0.0000	0.0000
	Account Classification Total: OSERV - Outside Services	$100,452.73	$0.00	$0.00	$0.00	$0.00
	Program Total: 0000 - Non Program	$100,452.73	$0.00	$0.00	$0.00	$0.00
	Division Total: 001 - Administration	$100,452.73	$0.00	$0.00	$0.00	$0.00
	Department Total: 10 - Administration	$100,452.73	$0.00	$0.00	$0.00	$0.00
Department:	**14 - Legal**					
Division:	**001 - Administration**					
Program:	**0000 - Non Program**					
OSERV - Outside Services						
31.14.001.0000.530.05	Legal Corporate	979.5000	913.1100	0.0000	0.0000	0.0000
	Account Classification Total: OSERV - Outside Services	$979.50	$913.11	$0.00	$0.00	$0.00
	Program Total: 0000 - Non Program	$979.50	$913.11	$0.00	$0.00	$0.00
	Division Total: 001 - Administration	$979.50	$913.11	$0.00	$0.00	$0.00
	Department Total: 14 - Legal	$979.50	$913.11	$0.00	$0.00	$0.00
Department:	**15 - Finance**					
Division:	**900 - Debt**					
Program:	**9122 - 2019B Refunding 2012B Bond**					
DS - Debt Service						
31.15.900.9122.700.00	Principal Payment Debt Payment	2,145,000.0000	243,000.0000	243,000.0000	243,000.0000	243,000.0000
31.15.900.9122.705.00	Interest Payment Debt Payment	5,628.4400	38,899.5000	38,900.0000	38,900.0000	38,900.0000
31.15.900.9122.710.00	Other financing Uses Fees	38,094.6000	0.0000	0.0000	0.0000	0.0000
31.15.900.9122.715.00	Bond Service Fees	0.0000	285.0000	475.0000	475.0000	475.0000
	Account Classification Total: DS - Debt Service	$2,188,723.04	$282,184.50	$282,375.00	$282,375.00	$282,375.00
	Program Total: 9122 - 2019B Refunding 2012B Bond	$2,188,723.04	$282,184.50	$282,375.00	$282,375.00	$282,375.00
	Division Total: 900 - Debt	$2,188,723.04	$282,184.50	$282,375.00	$282,375.00	$282,375.00
	Department Total: 15 - Finance	$2,188,723.04	$282,184.50	$282,375.00	$282,375.00	$282,375.00
Department:	**40 - Engineering**					
Division:	**470 - General Engineering**					
Program:	**0000 - Non Program**					
OSERV - Outside Services						

G/L Account Number	Account Description	2020 Actual Amount	2021 Actual Amount	2022 Adopted Budget	2022 Amended Budget	FY23 Proposed
31.40.470.0000.523.50	Other Services General Engineering	2,543.0000	2,371.5000	0.0000	0.0000	0.0000
	Account Classification Total: OSERV - Outside Services	$2,543.00	$2,371.50	$0.00	$0.00	$0.00
	Program Total: 0000 - Non Program	$2,543.00	$2,371.50	$0.00	$0.00	$0.00
	Division Total: 470 - General Engineering	$2,543.00	$2,371.50	$0.00	$0.00	$0.00
	Department Total: 40 - Engineering	$2,543.00	$2,371.50	$0.00	$0.00	$0.00
	EXPENSES Total	$2,292,698.27	$285,469.11	$282,375.00	$282,375.00	$282,375.00
	Fund REVENUE Total: 31 - Main/Archer Avenue TIF Fund	$2,293,000.00	$305,100.00	$282,375.00	$282,375.00	$282,475.00
	Fund EXPENSE Total: 31 - Main/Archer Avenue TIF Fund	$2,292,698.27	$285,469.11	$282,375.00	$282,375.00	$282,375.00
	Fund Total: 31 - Main/Archer Avenue TIF Fund	$301.73	$19,630.89	$0.00	$0.00	$100.00
Fund: 32 - Canal TIF District Fund						
REVENUES						
Department: 01 - Revenues						
Division: 000 - Non Division						
Program: 0000 - Non Program						
MISC - Miscellaneous Revenues						
32.01.000.0000.490.00	Reallocated Prior Year Funds Budget Carryover	0.0000	0.0000	139,060.0000	139,060.0000	0.0000
	Account Classification Total: MISC - Miscellaneous Revenues	$0.00	$0.00	$139,060.00	$139,060.00	$0.00
TAX - Taxes						
32.01.000.0000.410.82	Property Tax Canal TIF District Fund	286,823.9900	384,764.8200	275,000.0000	275,000.0000	310,850.0000
	Account Classification Total: TAX - Taxes	$286,823.99	$384,764.82	$275,000.00	$275,000.00	$310,850.00
	Program Total: 0000 - Non Program	$286,823.99	$384,764.82	$414,060.00	$414,060.00	$310,850.00
	Division Total: 000 - Non Division	$286,823.99	$384,764.82	$414,060.00	$414,060.00	$310,850.00
	Department Total: 01 - Revenues	$286,823.99	$384,764.82	$414,060.00	$414,060.00	$310,850.00
	REVENUES Total	$286,823.99	$384,764.82	$414,060.00	$414,060.00	$310,850.00
EXPENSES						
Department: 10 - Administration						
Division: 001 - Administration						
Program: 0000 - Non Program						
OSERV - Outside Services						
32.10.001.0000.520.20	Financial Services Audit	0.0000	0.0000	0.0000	0.0000	1,130.0000
32.10.001.0000.523.10	Other Services Consulting	0.0000	299.0000	0.0000	0.0000	0.0000
	Account Classification Total: OSERV - Outside Services	$0.00	$299.00	$0.00	$0.00	$1,130.00
	Program Total: 0000 - Non Program	$0.00	$299.00	$0.00	$0.00	$1,130.00
	Division Total: 001 - Administration	$0.00	$299.00	$0.00	$0.00	$1,130.00
	Department Total: 10 - Administration	$0.00	$299.00	$0.00	$0.00	$1,130.00
Department: 14 - Legal						
Division: 001 - Administration						
Program: 0000 - Non Program						
OSERV - Outside Services						
32.14.001.0000.530.05	Legal Corporate	110.0000	265.6300	0.0000	0.0000	275.0000
	Account Classification Total: OSERV - Outside Services	$110.00	$265.63	$0.00	$0.00	$275.00
	Program Total: 0000 - Non Program	$110.00	$265.63	$0.00	$0.00	$275.00
	Division Total: 001 - Administration	$110.00	$265.63	$0.00	$0.00	$275.00
	Department Total: 14 - Legal	$110.00	$265.63	$0.00	$0.00	$275.00
Department: 15 - Finance						
Division: 900 - Debt						
Program: 9040 - 2010 TIF ARS Bond						
DS - Debt Service						
32.15.900.9040.700.00	Principal Payment Debt Payment	55,000.0000	0.0000	0.0000	0.0000	0.0000
32.15.900.9040.705.00	Interest Payment Debt Payment	1,980.0000	0.0000	0.0000	0.0000	0.0000
	Account Classification Total: DS - Debt Service	$56,980.00	$0.00	$0.00	$0.00	$0.00
	Program Total: 9040 - 2010 TIF ARS Bond	$56,980.00	$0.00	$0.00	$0.00	$0.00
Program: 9115 - 2015C GO Refunding Bond (ARS)						
DS - Debt Service						
32.15.900.9115.700.00	Principal Payment Debt Payment	10,000.0000	15,000.0000	15,000.0000	15,000.0000	170,000.0000

G/L Account Number	Account Description	2020 Actual Amount	2021 Actual Amount	2022 Adopted Budget	2022 Amended Budget	FY23 Proposed
32.15.900.9115.705.00	Interest Payment Debt Payment	35,210.0000	35,000.0000	34,685.0000	34,685.0000	34,370.0000
32.15.900.9115.715.00	Bond Service Fees	0.0000	0.0000	475.0000	475.0000	475.0000
	Account Classification Total: DS - Debt Service	$45,210.00	$50,000.00	$50,160.00	$50,160.00	$204,845.00
	Program Total: 9115 - 2015C GO Refunding Bond (ARS)	$45,210.00	$50,000.00	$50,160.00	$50,160.00	$204,845.00
Program:	**9117 - 2017B Refunding TIF Bonds**					
DS - Debt Service						
32.15.900.9117.700.00	Principal Payment Debt Payment	150,000.0000	205,000.0000	215,000.0000	215,000.0000	60,000.0000
32.15.900.9117.705.00	Interest Payment Debt Payment	55,525.0000	52,525.0000	48,425.0000	48,425.0000	44,125.0000
32.15.900.9117.715.00	Bond Service Fees	475.0000	475.0000	475.0000	475.0000	475.0000
	Account Classification Total: DS - Debt Service	$206,000.00	$258,000.00	$263,900.00	$263,900.00	$104,600.00
	Program Total: 9117 - 2017B Refunding TIF Bonds	$206,000.00	$258,000.00	$263,900.00	$263,900.00	$104,600.00
	Division Total: 900 - Debt	$308,190.00	$308,000.00	$314,060.00	$314,060.00	$309,445.00
	Department Total: 15 - Finance	$308,190.00	$308,000.00	$314,060.00	$314,060.00	$309,445.00
Department:	**90 - General Government**					
Division:	**500 - Capital**					
Program:	**5000 - General Capital Projects**					
CAP - Capital Outlay						
32.90.500.5000.604.05	Infrastructure Engineering	40,652.3500	59,317.8700	100,000.0000	100,000.0000	0.0000
32.90.500.5000.604.10	Infrastructure Construction	10,786.0000	0.0000	0.0000	0.0000	0.0000
	Account Classification Total: CAP - Capital Outlay	$51,438.35	$59,317.87	$100,000.00	$100,000.00	$0.00
	Program Total: 5000 - General Capital Projects	$51,438.35	$59,317.87	$100,000.00	$100,000.00	$0.00
	Division Total: 500 - Capital	$51,438.35	$59,317.87	$100,000.00	$100,000.00	$0.00
	Department Total: 90 - General Government	$51,438.35	$59,317.87	$100,000.00	$100,000.00	$0.00
	EXPENSES Total	$359,738.35	$367,882.50	$414,060.00	$414,060.00	$310,850.00
	Fund REVENUE Total: 32 - Canal TIF District Fund	$286,823.99	$384,764.82	$414,060.00	$414,060.00	$310,850.00
	Fund EXPENSE Total: 32 - Canal TIF District Fund	$359,738.35	$367,882.50	$414,060.00	$414,060.00	$310,850.00
	Fund Total: 32 - Canal TIF District Fund	($72,914.36)	$16,882.32	$0.00	$0.00	$0.00
Fund:	**33 - Transit-Oriented Dev TIF Fund**					
REVENUES						
Department:	**01 - Revenues**					
Division:	**001 - Administration**					
Program:	**0000 - Non Program**					
MISC - Miscellaneous Revenues						
33.01.001.0000.490.00	Reallocated Prior Year Funds Budget Carryover	0.0000	0.0000	35,000.0000	35,000.0000	0.0000
	Account Classification Total: MISC - Miscellaneous Revenues	$0.00	$0.00	$35,000.00	$35,000.00	$0.00
OTH - Other Financing Sources						
33.01.001.0000.482.10	Interfund Transfer In General Fund	0.0000	40,000.0000	0.0000	0.0000	0.0000
	Account Classification Total: OTH - Other Financing Sources	$0.00	$40,000.00	$0.00	$0.00	$0.00
TAX - Taxes						
33.01.001.0000.410.87	Property Tax TOD TIF	33,097.1800	54,638.9300	100,000.0000	100,000.0000	160,000.0000
	Account Classification Total: TAX - Taxes	$33,097.18	$54,638.93	$100,000.00	$100,000.00	$160,000.00
	Program Total: 0000 - Non Program	$33,097.18	$94,638.93	$135,000.00	$135,000.00	$160,000.00
	Division Total: 001 - Administration	$33,097.18	$94,638.93	$135,000.00	$135,000.00	$160,000.00
	Department Total: 01 - Revenues	$33,097.18	$94,638.93	$135,000.00	$135,000.00	$160,000.00
	REVENUES Total	$33,097.18	$94,638.93	$135,000.00	$135,000.00	$160,000.00
EXPENSES						
Department:	**10 - Administration**					
Division:	**001 - Administration**					
Program:	**0000 - Non Program**					
OSERV - Outside Services						
33.10.001.0000.520.20	Financial Services Audit	0.0000	0.0000	0.0000	0.0000	1,130.0000
	Account Classification Total: OSERV - Outside Services	$0.00	$0.00	$0.00	$0.00	$1,130.00
	Program Total: 0000 - Non Program	$0.00	$0.00	$0.00	$0.00	$1,130.00
	Division Total: 001 - Administration	$0.00	$0.00	$0.00	$0.00	$1,130.00
	Department Total: 10 - Administration	$0.00	$0.00	$0.00	$0.00	$1,130.00

G/L Account Number	Account Description	2020 Actual Amount	2021 Actual Amount	2022 Adopted Budget	2022 Amended Budget	FY23 Proposed
Department: 14 - Legal						
Division: 140 - Legal- Corporate						
Program: 0000 - Non Program						
OSERV - Outside Services						
33.14.140.0000.530.05	Legal Corporate	110.0000	265.6300	0.0000	0.0000	265.0000
	Account Classification Total: OSERV - Outside Services	$110.00	$265.63	$0.00	$0.00	$265.00
	Program Total: 0000 - Non Program	$110.00	$265.63	$0.00	$0.00	$265.00
	Division Total: 140 - Legal- Corporate	$110.00	$265.63	$0.00	$0.00	$265.00
	Department Total: 14 - Legal	$110.00	$265.63	$0.00	$0.00	$265.00
Department: 15 - Finance						
Division: 950 - interfund						
Program: 0000 - Non Program						
OFU - Other Financing Uses						
33.15.950.0000.900.35	Interfund Transfer Out I&M TIF Fund	8,207.0000	0.0000	0.0000	0.0000	0.0000
	Account Classification Total: OFU - Other Financing Uses	$8,207.00	$0.00	$0.00	$0.00	$0.00
	Program Total: 0000 - Non Program	$8,207.00	$0.00	$0.00	$0.00	$0.00
	Division Total: 950 - interfund	$8,207.00	$0.00	$0.00	$0.00	$0.00
	Department Total: 15 - Finance	$8,207.00	$0.00	$0.00	$0.00	$0.00
Department: 25 - Public Works						
Division: 001 - Administration						
Program: 0000 - Non Program						
MATSUP - Materials & Supplies						
33.25.001.0000.565.45	Operating Supplies Public Relations/Marketing	0.0000	10,595.9200	0.0000	0.0000	0.0000
	Account Classification Total: MATSUP - Materials & Supplies	$0.00	$10,595.92	$0.00	$0.00	$0.00
	Program Total: 0000 - Non Program	$0.00	$10,595.92	$0.00	$0.00	$0.00
	Division Total: 001 - Administration	$0.00	$10,595.92	$0.00	$0.00	$0.00
	Department Total: 25 - Public Works	$0.00	$10,595.92	$0.00	$0.00	$0.00
Department: 40 - Engineering						
Division: 470 - General Engineering						
Program: 0000 - Non Program						
OSERV - Outside Services						
33.40.470.0000.523.50	Other Services General Engineering	588.0000	0.0000	0.0000	0.0000	0.0000
	Account Classification Total: OSERV - Outside Services	$588.00	$0.00	$0.00	$0.00	$0.00
	Program Total: 0000 - Non Program	$588.00	$0.00	$0.00	$0.00	$0.00
	Division Total: 470 - General Engineering	$588.00	$0.00	$0.00	$0.00	$0.00
	Department Total: 40 - Engineering	$588.00	$0.00	$0.00	$0.00	$0.00
Department: 45 - Community Development						
Division: 001 - Administration						
Program: 0000 - Non Program						
OSERV - Outside Services						
33.45.001.0000.523.10	Other Services Consulting	16,300.0000	6,550.0000	0.0000	10,260.0000	3,200.0000
33.45.001.0000.523.45	Other Services Economic Development	0.0000	100,630.0000	100,000.0000	100,000.0000	100,000.0000
	Account Classification Total: OSERV - Outside Services	$16,300.00	$107,180.00	$100,000.00	$110,260.00	$103,200.00
OTHER - Other Expenses						
33.45.001.0000.830.05	Incentives Developer	0.0000	0.0000	0.0000	0.0000	40,000.0000
	Account Classification Total: OTHER - Other Expenses	$0.00	$0.00	$0.00	$0.00	$40,000.00
	Program Total: 0000 - Non Program	$16,300.00	$107,180.00	$100,000.00	$110,260.00	$143,200.00
	Division Total: 001 - Administration	$16,300.00	$107,180.00	$100,000.00	$110,260.00	$143,200.00
	Department Total: 45 - Community Development	$16,300.00	$107,180.00	$100,000.00	$110,260.00	$143,200.00
Department: 92 - Public Works Capital						
Division: 500 - Capital						
Program: 0000 - Non Program						
CAP - Capital Outlay						
33.92.500.0000.604.10	Infrastructure Construction	0.0000	0.0000	35,000.0000	35,000.0000	0.0000
	Account Classification Total: CAP - Capital Outlay	$0.00	$0.00	$35,000.00	$35,000.00	$0.00

G/L Account Number	Account Description	2020 Actual Amount	2021 Actual Amount	2022 Adopted Budget	2022 Amended Budget	FY23 Proposed
	Program Total: 0000 - Non Program	$0.00	$0.00	$35,000.00	$35,000.00	$0.00
	Division Total: 500 - Capital	$0.00	$0.00	$35,000.00	$35,000.00	$0.00
	Department Total: 92 - Public Works Capital	$0.00	$0.00	$35,000.00	$35,000.00	$0.00
	EXPENSES Total	$25,205.00	$118,041.55	$135,000.00	$145,260.00	$144,595.00
	Fund REVENUE Total: 33 - Transit-Oriented Dev TIF Fund	$33,097.18	$94,638.93	$135,000.00	$135,000.00	$160,000.00
	Fund EXPENSE Total: 33 - Transit-Oriented Dev TIF Fund	$25,205.00	$118,041.55	$135,000.00	$145,260.00	$144,595.00
	Fund Total: 33 - Transit-Oriented Dev TIF Fund	$7,892.18	($23,402.62)	$0.00	($10,260.00)	$15,405.00
Fund: 34 - Gateway TIF District Fund						
REVENUES						
Department: 01 - Revenues						
Division: 000 - Non Division						
Program: 0000 - Non Program						
MISC - Miscellaneous Revenues						
34.01.000.0000.490.00	Reallocated Prior Year Funds Budget Carryover	0.0000	0.0000	0.0000	0.0000	5,445.0000
	Account Classification Total: MISC - Miscellaneous Revenues	$0.00	$0.00	$0.00	$0.00	$5,445.00
TAX - Taxes						
34.01.000.0000.410.84	Property Tax Gateway TIF District	128,150.0400	219,956.4200	320,000.0000	320,000.0000	350,000.0000
	Account Classification Total: TAX - Taxes	$128,150.04	$219,956.42	$320,000.00	$320,000.00	$350,000.00
	Program Total: 0000 - Non Program	$128,150.04	$219,956.42	$320,000.00	$320,000.00	$355,445.00
	Division Total: 000 - Non Division	$128,150.04	$219,956.42	$320,000.00	$320,000.00	$355,445.00
	Department Total: 01 - Revenues	$128,150.04	$219,956.42	$320,000.00	$320,000.00	$355,445.00
Department: 15 - Finance						
Division: 900 - Debt						
Program: 9122 - 2019B Refunding 2012B Bond						
RES - Source/Use of Reserves						
34.15.900.9122.483.00	Bond Proceeds ARS Bonds	1,350,000.0000	0.0000	0.0000	0.0000	0.0000
	Account Classification Total: RES - Source/Use of Reserves	$1,350,000.00	$0.00	$0.00	$0.00	$0.00
	Program Total: 9122 - 2019B Refunding 2012B Bond	$1,350,000.00	$0.00	$0.00	$0.00	$0.00
	Division Total: 900 - Debt	$1,350,000.00	$0.00	$0.00	$0.00	$0.00
	Department Total: 15 - Finance	$1,350,000.00	$0.00	$0.00	$0.00	$0.00
	REVENUES Total	$1,478,150.04	$219,956.42	$320,000.00	$320,000.00	$355,445.00
EXPENSES						
Department: 10 - Administration						
Division: 001 - Administration						
Program: 0000 - Non Program						
OSERV - Outside Services						
34.10.001.0000.520.20	Financial Services Audit	0.0000	0.0000	0.0000	0.0000	1,130.0000
	Account Classification Total: OSERV - Outside Services	$0.00	$0.00	$0.00	$0.00	$1,130.00
	Program Total: 0000 - Non Program	$0.00	$0.00	$0.00	$0.00	$1,130.00
	Division Total: 001 - Administration	$0.00	$0.00	$0.00	$0.00	$1,130.00
	Department Total: 10 - Administration	$0.00	$0.00	$0.00	$0.00	$1,130.00
Department: 14 - Legal						
Division: 001 - Administration						
Program: 0000 - Non Program						
OSERV - Outside Services						
34.14.001.0000.530.05	Legal Corporate	110.0000	265.6300	0.0000	0.0000	0.0000
	Account Classification Total: OSERV - Outside Services	$110.00	$265.63	$0.00	$0.00	$0.00
	Program Total: 0000 - Non Program	$110.00	$265.63	$0.00	$0.00	$0.00
	Division Total: 001 - Administration	$110.00	$265.63	$0.00	$0.00	$0.00
	Department Total: 14 - Legal	$110.00	$265.63	$0.00	$0.00	$0.00
Department: 15 - Finance						
Division: 900 - Debt						
Program: 9095 - 2014B GO (ARS) Bond						
DS - Debt Service						
34.15.900.9095.700.00	Principal Payment Debt Payment	0.0000	0.0000	90,000.0000	90,000.0000	115,000.0000

G/L Account Number	Account Description	2020 Actual Amount	2021 Actual Amount	2022 Adopted Budget	2022 Amended Budget	FY23 Proposed
34.15.900.9095.705.00	Interest Payment Debt Payment	0.0000	17,525.0000	32,800.0000	32,800.0000	29,200.0000
34.15.900.9095.715.00	Bond Service Fees	0.0000	0.0000	0.0000	0.0000	475.0000
	Account Classification Total: DS - Debt Service	$0.00	$17,525.00	$122,800.00	$122,800.00	$144,675.00
	Program Total: 9095 - 2014B GO (ARS) Bond	$0.00	$17,525.00	$122,800.00	$122,800.00	$144,675.00
Program: 9122 - 2019B Refunding 2012B Bond						
DS - Debt Service						
34.15.900.9122.700.00	Principal Payment Debt Payment	1,430,000.0000	162,000.0000	162,000.0000	162,000.0000	172,000.0000
34.15.900.9122.705.00	Interest Payment Debt Payment	3,752.3000	25,933.0000	25,933.0000	25,933.0000	37,165.0000
34.15.900.9122.710.00	Other financing Uses Fees	25,396.4000	0.0000	0.0000	0.0000	0.0000
34.15.900.9122.715.00	Bond Service Fees	0.0000	190.0000	475.0000	475.0000	475.0000
	Account Classification Total: DS - Debt Service	$1,459,148.70	$188,123.00	$188,408.00	$188,408.00	$209,640.00
	Program Total: 9122 - 2019B Refunding 2012B Bond	$1,459,148.70	$188,123.00	$188,408.00	$188,408.00	$209,640.00
	Division Total: 900 - Debt	$1,459,148.70	$205,648.00	$311,208.00	$311,208.00	$354,315.00
	Department Total: 15 - Finance	$1,459,148.70	$205,648.00	$311,208.00	$311,208.00	$354,315.00
	EXPENSES Total	$1,459,258.70	$205,913.63	$311,208.00	$311,208.00	$355,445.00
Fund REVENUE	Total: 34 - Gateway TIF District Fund	$1,478,150.04	$219,956.42	$320,000.00	$320,000.00	$355,445.00
Fund EXPENSE	Total: 34 - Gateway TIF District Fund	$1,459,258.70	$205,913.63	$311,208.00	$311,208.00	$355,445.00
	Fund Total: 34 - Gateway TIF District Fund	$18,891.34	$14,042.79	$8,792.00	$8,792.00	$0.00
Fund: 35 - I & M TIF Fund						
REVENUES						
Department: 01 - Revenues						
Division: 001 - Administration						
Program: 0000 - Non Program						
TAX - Taxes						
35.01.001.0000.410.88	Property Tax I & M TIF	0.0000	0.0000	50,000.0000	50,000.0000	100,000.0000
	Account Classification Total: TAX - Taxes	$0.00	$0.00	$50,000.00	$50,000.00	$100,000.00
	Program Total: 0000 - Non Program	$0.00	$0.00	$50,000.00	$50,000.00	$100,000.00
	Division Total: 001 - Administration	$0.00	$0.00	$50,000.00	$50,000.00	$100,000.00
	Department Total: 01 - Revenues	$0.00	$0.00	$50,000.00	$50,000.00	$100,000.00
Department: 15 - Finance						
Division: 950 - interfund						
Program: 0000 - Non Program						
OTH - Other Financing Sources						
35.15.950.0000.482.10	Interfund Transfer In General Fund	0.0000	25,000.0000	0.0000	0.0000	0.0000
35.15.950.0000.482.33	Interfund Transfer In TOD TIF	8,207.0000	0.0000	0.0000	0.0000	0.0000
	Account Classification Total: OTH - Other Financing Sources	$8,207.00	$25,000.00	$0.00	$0.00	$0.00
	Program Total: 0000 - Non Program	$8,207.00	$25,000.00	$0.00	$0.00	$0.00
	Division Total: 950 - interfund	$8,207.00	$25,000.00	$0.00	$0.00	$0.00
	Department Total: 15 - Finance	$8,207.00	$25,000.00	$0.00	$0.00	$0.00
	REVENUES Total	$8,207.00	$25,000.00	$50,000.00	$50,000.00	$100,000.00
EXPENSES						
Department: 14 - Legal						
Division: 001 - Administration						
Program: 0000 - Non Program						
OSERV - Outside Services						
35.14.001.0000.525.05	Communications Postage	0.0000	7.7500	0.0000	0.0000	0.0000
	Account Classification Total: OSERV - Outside Services	$0.00	$7.75	$0.00	$0.00	$0.00
	Program Total: 0000 - Non Program	$0.00	$7.75	$0.00	$0.00	$0.00
	Division Total: 001 - Administration	$0.00	$7.75	$0.00	$0.00	$0.00
Division: 140 - Legal- Corporate						
Program: 0000 - Non Program						
OSERV - Outside Services						
35.14.140.0000.530.05	Legal Corporate	0.0000	2,562.5000	0.0000	0.0000	0.0000
	Account Classification Total: OSERV - Outside Services	$0.00	$2,562.50	$0.00	$0.00	$0.00
	Program Total: 0000 - Non Program	$0.00	$2,562.50	$0.00	$0.00	$0.00

G/L Account Number	Account Description	2020 Actual Amount	2021 Actual Amount	2022 Adopted Budget	2022 Amended Budget	FY23 Proposed
	Division Total: 140 - Legal- Corporate	$0.00	$2,562.50	$0.00	$0.00	$0.00
	Department Total: 14 - Legal	$0.00	$2,570.25	$0.00	$0.00	$0.00
Department:	**15 - Finance**					
Division:	**001 - Administration**					
Program:	**0000 - Non Program**					
OSERV - Outside Services						
35.15.001.0000.540.10	Printing/Advertising Outside Print Services	2,874.4000	0.0000	0.0000	0.0000	0.0000
	Account Classification Total: OSERV - Outside Services	$2,874.40	$0.00	$0.00	$0.00	$0.00
	Program Total: 0000 - Non Program	$2,874.40	$0.00	$0.00	$0.00	$0.00
	Division Total: 001 - Administration	$2,874.40	$0.00	$0.00	$0.00	$0.00
	Department Total: 15 - Finance	$2,874.40	$0.00	$0.00	$0.00	$0.00
Department:	**25 - Public Works**					
Division:	**001 - Administration**					
Program:	**0000 - Non Program**					
MATSUP - Materials & Supplies						
35.25.001.0000.565.45	Operating Supplies Public Relations/Marketing	0.0000	171.9600	0.0000	0.0000	0.0000
	Account Classification Total: MATSUP - Materials & Supplies	$0.00	$171.96	$0.00	$0.00	$0.00
	Program Total: 0000 - Non Program	$0.00	$171.96	$0.00	$0.00	$0.00
	Division Total: 001 - Administration	$0.00	$171.96	$0.00	$0.00	$0.00
	Department Total: 25 - Public Works	$0.00	$171.96	$0.00	$0.00	$0.00
Department:	**40 - Engineering**					
Division:	**470 - General Engineering**					
Program:	**0000 - Non Program**					
OSERV - Outside Services						
35.40.470.0000.523.50	Other Services General Engineering	420.0000	84.5000	0.0000	0.0000	0.0000
	Account Classification Total: OSERV - Outside Services	$420.00	$84.50	$0.00	$0.00	$0.00
	Program Total: 0000 - Non Program	$420.00	$84.50	$0.00	$0.00	$0.00
	Division Total: 470 - General Engineering	$420.00	$84.50	$0.00	$0.00	$0.00
	Department Total: 40 - Engineering	$420.00	$84.50	$0.00	$0.00	$0.00
Department:	**45 - Community Development**					
Division:	**001 - Administration**					
Program:	**0000 - Non Program**					
OSERV - Outside Services						
35.45.001.0000.523.10	Other Services Consulting	4,912.5000	1,800.0000	0.0000	16,080.0000	0.0000
	Account Classification Total: OSERV - Outside Services	$4,912.50	$1,800.00	$0.00	$16,080.00	$0.00
	Program Total: 0000 - Non Program	$4,912.50	$1,800.00	$0.00	$16,080.00	$0.00
	Division Total: 001 - Administration	$4,912.50	$1,800.00	$0.00	$16,080.00	$0.00
	Department Total: 45 - Community Development	$4,912.50	$1,800.00	$0.00	$16,080.00	$0.00
Department:	**92 - Public Works Capital**					
Division:	**500 - Capital**					
Program:	**0000 - Non Program**					
CAP - Capital Outlay						
35.92.500.0000.604.10	Infrastructure Construction	0.0000	17,357.6100	0.0000	0.0000	0.0000
	Account Classification Total: CAP - Capital Outlay	$0.00	$17,357.61	$0.00	$0.00	$0.00
	Program Total: 0000 - Non Program	$0.00	$17,357.61	$0.00	$0.00	$0.00
	Division Total: 500 - Capital	$0.00	$17,357.61	$0.00	$0.00	$0.00
	Department Total: 92 - Public Works Capital	$0.00	$17,357.61	$0.00	$0.00	$0.00
	EXPENSES Total	$8,206.90	$21,984.32	$0.00	$16,080.00	$0.00
	Fund REVENUE Total: 35 - I & M TIF Fund	$8,207.00	$25,000.00	$50,000.00	$50,000.00	$100,000.00
	Fund EXPENSE Total: 35 - I & M TIF Fund	$8,206.90	$21,984.32	$0.00	$16,080.00	$0.00
	Fund Total: 35 - I & M TIF Fund	$0.10	$3,015.68	$50,000.00	$33,920.00	$100,000.00
Fund:	**38 - Gateway Property Acq Fund**					
REVENUES						
Department:	**01 - Revenues**					
Division:	**000 - Non Division**					

G/L Account Number	Account Description	2020 Actual Amount	2021 Actual Amount	2022 Adopted Budget	2022 Amended Budget	FY23 Proposed
Program: 0000 - Non Program						
MISC - Miscellaneous Revenues						
38.01.000.0000.480.90	Other Miscellaneous income	0.0000	0.0000	2,436,125.0000	2,436,125.0000	0.0000
Account Classification Total: MISC - Miscellaneous Revenues		$0.00	$0.00	$2,436,125.00	$2,436,125.00	$0.00
Program Total: 0000 - Non Program		$0.00	$0.00	$2,436,125.00	$2,436,125.00	$0.00
Division Total: 000 - Non Division		$0.00	$0.00	$2,436,125.00	$2,436,125.00	$0.00
Department Total: 01 - Revenues		$0.00	$0.00	$2,436,125.00	$2,436,125.00	$0.00
REVENUES Total		$0.00	$0.00	$2,436,125.00	$2,436,125.00	$0.00
Fund REVENUE	Total: 38 - Gateway Property Acq Fund	$0.00	$0.00	$2,436,125.00	$2,436,125.00	$0.00
Fund EXPENSE	Total: 38 - Gateway Property Acq Fund					
Fund Total: 38 - Gateway Property Acq Fund		$0.00	$0.00	$2,436,125.00	$2,436,125.00	$0.00
Fund: 40 - Road Improvement Fund						
EXPENSES						
Department: 92 - Public Works Capital						
Division: 500 - Capital						
Program: 0000 - Non Program						
CAP - Capital Outlay						
40.92.500.0000.604.10	Infrastructure Construction	0.0000	0.0000	0.0000	36,342.0000	0.0000
Account Classification Total: CAP - Capital Outlay		$0.00	$0.00	$0.00	$36,342.00	$0.00
Program Total: 0000 - Non Program		$0.00	$0.00	$0.00	$36,342.00	$0.00
Division Total: 500 - Capital		$0.00	$0.00	$0.00	$36,342.00	$0.00
Department Total: 92 - Public Works Capital		$0.00	$0.00	$0.00	$36,342.00	$0.00
EXPENSES Total		$0.00	$0.00	$0.00	$36,342.00	$0.00
Fund REVENUE	Total: 40 - Road Improvement Fund					
Fund EXPENSE	Total: 40 - Road Improvement Fund	$0.00	$0.00	$0.00	$36,342.00	$0.00
Fund Total: 40 - Road Improvement Fund		$0.00	$0.00	$0.00	($36,342.00)	$0.00
Fund: 53 - Infrastructure Fund						
REVENUES						
Department: 01 - Revenues						
Division: 000 - Non Division						
Program: 0000 - Non Program						
IG - Intergovernmental Revenues						
53.01.000.0000.420.06	Shared Revenue Non Home Rule Sales Tax	1,218,809.5800	1,680,900.7800	1,425,000.0000	1,425,000.0000	2,280,000.0000
53.01.000.0000.445.05	Grants Capital Project Grants	100,000.0000	0.0000	909,000.0000	909,000.0000	500,000.0000
53.01.000.0000.446.05	Contributions Developer	259,496.8900	542,949.6400	0.0000	0.0000	0.0000
53.01.000.0000.450.20	Reimbursements Engineering	28,440.6200	143,010.0900	0.0000	0.0000	0.0000
Account Classification Total: IG - Intergovernmental Revenues		$1,606,747.09	$2,366,860.51	$2,334,000.00	$2,334,000.00	$2,780,000.00
INT - Interest Income						
53.01.000.0000.470.05	Interest Income Interest on Investments	5,322.8600	1,584.1600	5,000.0000	5,000.0000	500.0000
Account Classification Total: INT - Interest Income		$5,322.86	$1,584.16	$5,000.00	$5,000.00	$500.00
L&P - Licenses and Permits						
53.01.000.0000.432.40	Business Licenses & Permits Oversize, Overweight	22,925.0000	22,075.0000	25,000.0000	25,000.0000	25,000.0000
Account Classification Total: L&P - Licenses and Permits		$22,925.00	$22,075.00	$25,000.00	$25,000.00	$25,000.00
Program Total: 0000 - Non Program		$1,634,994.95	$2,390,519.67	$2,364,000.00	$2,364,000.00	$2,805,500.00
Division Total: 000 - Non Division		$1,634,994.95	$2,390,519.67	$2,364,000.00	$2,364,000.00	$2,805,500.00
Department Total: 01 - Revenues		$1,634,994.95	$2,390,519.67	$2,364,000.00	$2,364,000.00	$2,805,500.00
REVENUES Total		$1,634,994.95	$2,390,519.67	$2,364,000.00	$2,364,000.00	$2,805,500.00
EXPENSES						
Department: 92 - Public Works Capital						
Division: 500 - Capital						
Program: 0000 - Non Program						
CAP - Capital Outlay						
53.92.500.0000.604.05	Infrastructure Engineering	297,470.4400	357,907.9800	228,500.0000	644,771.0000	797,357.0000
53.92.500.0000.604.10	Infrastructure Construction	761,638.8900	1,060,561.8000	1,799,000.0000	1,816,311.0000	1,220,000.0000

G/L Account Number	Account Description	2020 Actual Amount	2021 Actual Amount	2022 Adopted Budget	2022 Amended Budget	FY23 Proposed
	Account Classification Total: CAP - Capital Outlay	$1,059,109.33	$1,418,469.78	$2,027,500.00	$2,461,082.00	$2,017,357.00
	Program Total: 0000 - Non Program	$1,059,109.33	$1,418,469.78	$2,027,500.00	$2,461,082.00	$2,017,357.00
	Division Total: 500 - Capital	$1,059,109.33	$1,418,469.78	$2,027,500.00	$2,461,082.00	$2,017,357.00
	Department Total: 92 - Public Works Capital	$1,059,109.33	$1,418,469.78	$2,027,500.00	$2,461,082.00	$2,017,357.00
	EXPENSES Total	$1,059,109.33	$1,418,469.78	$2,027,500.00	$2,461,082.00	$2,017,357.00
	Fund REVENUE Total: 53 - Infrastructure Fund	$1,634,994.95	$2,390,519.67	$2,364,000.00	$2,364,000.00	$2,805,500.00
	Fund EXPENSE Total: 53 - Infrastructure Fund	$1,059,109.33	$1,418,469.78	$2,027,500.00	$2,461,082.00	$2,017,357.00
	Fund Total: 53 - Infrastructure Fund	$575,885.62	$972,049.89	$336,500.00	($97,082.00)	$788,143.00
Fund: 55 - Property Maintenance Fund						
REVENUES						
Department: 15 - Finance						
Division: 950 - interfund						
Program: 0000 - Non Program						
OTH - Other Financing Sources						
55.15.950.0000.482.10	Interfund Transfer In General Fund	0.0000	260,000.0000	225,000.0000	225,000.0000	600,000.0000
	Account Classification Total: OTH - Other Financing Sources	$0.00	$260,000.00	$225,000.00	$225,000.00	$600,000.00
	Program Total: 0000 - Non Program	$0.00	$260,000.00	$225,000.00	$225,000.00	$600,000.00
	Division Total: 950 - interfund	$0.00	$260,000.00	$225,000.00	$225,000.00	$600,000.00
	Department Total: 15 - Finance	$0.00	$260,000.00	$225,000.00	$225,000.00	$600,000.00
	REVENUES Total	$0.00	$260,000.00	$225,000.00	$225,000.00	$600,000.00
EXPENSES						
Department: 25 - Public Works						
Division: 330 - Facilities Management Division						
Program: 0000 - Non Program						
OSERV - Outside Services						
55.25.330.0000.550.05	Building and Grounds Maintenance Village Hall	0.0000	0.0000	66,502.0000	66,502.0000	0.0000
55.25.330.0000.550.10	Building and Grounds Maintenance Old Police Station	0.0000	0.0000	68,504.0000	68,504.0000	0.0000
55.25.330.0000.550.15	Building and Grounds Maintenance Public Works Facility	0.0000	0.0000	0.0000	0.0000	600,000.0000
55.25.330.0000.550.20	Building and Grounds Maintenance Police Facility	0.0000	0.0000	43,952.0000	43,952.0000	0.0000
55.25.330.0000.550.30	Building and Grounds Maintenance Parking Garage	0.0000	0.0000	5,000.0000	5,000.0000	0.0000
	Account Classification Total: OSERV - Outside Services	$0.00	$0.00	$183,958.00	$183,958.00	$600,000.00
MATSUP - Materials & Supplies						
55.25.330.0000.550.55	Building and Grounds Maintenance Public Works Facility	0.0000	0.0000	40,000.0000	40,000.0000	0.0000
	Account Classification Total: MATSUP - Materials & Supplies	$0.00	$0.00	$40,000.00	$40,000.00	$0.00
	Program Total: 0000 - Non Program	$0.00	$0.00	$223,958.00	$223,958.00	$600,000.00
	Division Total: 330 - Facilities Management Division	$0.00	$0.00	$223,958.00	$223,958.00	$600,000.00
	Department Total: 25 - Public Works	$0.00	$0.00	$223,958.00	$223,958.00	$600,000.00
	EXPENSES Total	$0.00	$0.00	$223,958.00	$223,958.00	$600,000.00
	Fund REVENUE Total: 55 - Property Maintenance Fund	$0.00	$260,000.00	$225,000.00	$225,000.00	$600,000.00
	Fund EXPENSE Total: 55 - Property Maintenance Fund	$0.00	$0.00	$223,958.00	$223,958.00	$600,000.00
	Fund Total: 55 - Property Maintenance Fund	$0.00	$260,000.00	$1,042.00	$1,042.00	$0.00
Fund: 70 - Water & Sewer Fund						
REVENUES						
Department: 00 - Non Department						
Division: 000 - Non Division						
Program: 0000 - Non Program						
MISC - Miscellaneous Revenues						
70.00.000.0000.490.00	Reallocated Prior Year Funds Budget Carryover	0.0000	0.0000	1,424,144.0000	1,804,144.0000	6,088,718.0000
	Account Classification Total: MISC - Miscellaneous Revenues	$0.00	$0.00	$1,424,144.00	$1,804,144.00	$6,088,718.00
	Program Total: 0000 - Non Program	$0.00	$0.00	$1,424,144.00	$1,804,144.00	$6,088,718.00
	Division Total: 000 - Non Division	$0.00	$0.00	$1,424,144.00	$1,804,144.00	$6,088,718.00
	Department Total: 00 - Non Department	$0.00	$0.00	$1,424,144.00	$1,804,144.00	$6,088,718.00
Department: 01 - Revenues						

G/L Account Number	Account Description	2020 Actual Amount	2021 Actual Amount	2022 Adopted Budget	2022 Amended Budget	FY23 Proposed
Division: 000 - Non Division						
Program: 0000 - Non Program						
INT - Interest Income						
70.01.000.0000.470.05	Interest Income Interest on Investments	100,288.9600	35,286.0100	60,000.0000	60,000.0000	60,000.0000
70.01.000.0000.472.10	Investment Income Unrealized Gain/Loss	6,564.2300	(8,022.5400)	0.0000	0.0000	0.0000
Account Classification Total: INT - Interest Income		$106,853.19	$27,263.47	$60,000.00	$60,000.00	$60,000.00
MISC - Miscellaneous Revenues						
70.01.000.0000.450.35	Reimbursements Insurance	4,185.3400	7,696.3000	10,000.0000	10,000.0000	10,000.0000
70.01.000.0000.450.60	Reimbursements Water & Sewer	17,795.0000	0.0000	10,000.0000	10,000.0000	10,000.0000
70.01.000.0000.480.90	Other Miscellaneous income	129,953.4300	5,002.2300	0.0000	0.0000	5,000.0000
Account Classification Total: MISC - Miscellaneous Revenues		$151,933.77	$12,698.53	$20,000.00	$20,000.00	$25,000.00
Program Total: 0000 - Non Program		$258,786.96	$39,962.00	$80,000.00	$80,000.00	$85,000.00
Division Total: 000 - Non Division		$258,786.96	$39,962.00	$80,000.00	$80,000.00	$85,000.00
Department Total: 01 - Revenues		$258,786.96	$39,962.00	$80,000.00	$80,000.00	$85,000.00
Department: 15 - Finance						
Division: 900 - Debt						
Program: 9045 - 2010 A W&S BAB						
IG - Intergovernmental Revenues						
70.15.900.9045.448.05	Other Intergovernmental BAB Rebate	113,111.6900	0.0000	0.0000	0.0000	0.0000
Account Classification Total: IG - Intergovernmental Revenues		$113,111.69	$0.00	$0.00	$0.00	$0.00
Program Total: 9045 - 2010 A W&S BAB		$113,111.69	$0.00	$0.00	$0.00	$0.00
Program: 9080 - 2012C W&S Refunding Bonds						
MISC - Miscellaneous Revenues						
70.15.900.9080.487.00	Bond Premium Current Year Amortization	4,166.0000	4,166.0000	0.0000	0.0000	0.0000
Account Classification Total: MISC - Miscellaneous Revenues		$4,166.00	$4,166.00	$0.00	$0.00	$0.00
Program Total: 9080 - 2012C W&S Refunding Bonds		$4,166.00	$4,166.00	$0.00	$0.00	$0.00
Program: 9105 - 2015A W&S GO(ARS) Bond						
MISC - Miscellaneous Revenues						
70.15.900.9105.487.00	Bond Premium Current Year Amortization	15,773.0000	15,773.0000	0.0000	0.0000	0.0000
Account Classification Total: MISC - Miscellaneous Revenues		$15,773.00	$15,773.00	$0.00	$0.00	$0.00
Program Total: 9105 - 2015A W&S GO(ARS) Bond		$15,773.00	$15,773.00	$0.00	$0.00	$0.00
Program: 9118 - 2017C Refunding SSA- Water/Sewer						
MISC - Miscellaneous Revenues						
70.15.900.9118.487.00	Bond Premium Current Year Amortization	(3,678.0000)	0.0000	0.0000	0.0000	0.0000
Account Classification Total: MISC - Miscellaneous Revenues		($3,678.00)	$0.00	$0.00	$0.00	$0.00
Program Total: 9118 - 2017C Refunding SSA- Water/Sewer		($3,678.00)	$0.00	$0.00	$0.00	$0.00
Program: 9121 - 2019A Refunding 2010A BAB Bond						
MISC - Miscellaneous Revenues						
70.15.900.9121.487.00	Bond Premium Current Year Amortization	50,673.5300	50,673.5300	0.0000	0.0000	0.0000
Account Classification Total: MISC - Miscellaneous Revenues		$50,673.53	$50,673.53	$0.00	$0.00	$0.00
Program Total: 9121 - 2019A Refunding 2010A BAB Bond		$50,673.53	$50,673.53	$0.00	$0.00	$0.00
Program: 9123 - 2019C W&S (ARS) GO Bond						
MISC - Miscellaneous Revenues						
70.15.900.9123.487.00	Bond Premium Current Year Amortization	26,077.6300	26,077.6300	0.0000	0.0000	0.0000
Account Classification Total: MISC - Miscellaneous Revenues		$26,077.63	$26,077.63	$0.00	$0.00	$0.00
Program Total: 9123 - 2019C W&S (ARS) GO Bond		$26,077.63	$26,077.63	$0.00	$0.00	$0.00
Division Total: 900 - Debt		$206,123.85	$96,690.16	$0.00	$0.00	$0.00
Department Total: 15 - Finance		$206,123.85	$96,690.16	$0.00	$0.00	$0.00
Department: 70 - Water						
Division: 000 - Non Division						
Program: 0000 - Non Program						
C/S - Charges for Services						
70.70.000.0000.460.05	Water Service Water Usage	3,387,857.9600	4,003,812.1800	3,700,000.0000	3,700,000.0000	4,100,000.0000
70.70.000.0000.460.10	Water Service Water Penalties	35,785.3300	38,099.4000	35,000.0000	35,000.0000	35,000.0000
70.70.000.0000.460.15	Water Service Fees - Meter Fees	62,929.1800	53,056.0000	65,000.0000	65,000.0000	65,000.0000

G/L Account Number	Account Description	2020 Actual Amount	2021 Actual Amount	2022 Adopted Budget	2022 Amended Budget	FY23 Proposed
70.70.000.0000.460.20	Water Service Fees - Turn On	275.0000	50.0000	1,000.0000	1,000.0000	1,000.0000
70.70.000.0000.460.25	Water Service Fees - Metered Water Use	15,729.0000	35,659.7300	20,000.0000	20,000.0000	15,000.0000
70.70.000.0000.460.40	Water Service Connection	264,500.0000	242,000.0000	250,000.0000	250,000.0000	225,000.0000
	Account Classification Total: C/S - Charges for Services	$3,767,076.47	$4,372,677.31	$4,071,000.00	$4,071,000.00	$4,441,000.00
F&F - Fines and Fees						
70.70.000.0000.460.12	Water Service NSF Fees	425.0000	400.0000	500.0000	500.0000	500.0000
	Account Classification Total: F&F - Fines and Fees	$425.00	$400.00	$500.00	$500.00	$500.00
IG - Intergovernmental Revenues						
70.70.000.0000.445.30	Grants CDBG, DCEO	0.0000	0.0000	275,000.0000	275,000.0000	275,000.0000
70.70.000.0000.446.05	Contributions Developer	347,520.0300	10,210.7000	150,000.0000	150,000.0000	100,000.0000
	Account Classification Total: IG - Intergovernmental Revenues	$347,520.03	$10,210.70	$425,000.00	$425,000.00	$375,000.00
L&P - Licenses and Permits						
70.70.000.0000.430.25	Business Licenses & Permits Reinspections Fees	2,195.0000	1,960.0000	2,000.0000	2,000.0000	2,000.0000
	Account Classification Total: L&P - Licenses and Permits	$2,195.00	$1,960.00	$2,000.00	$2,000.00	$2,000.00
MISC - Miscellaneous Revenues						
70.70.000.0000.476.15	Rental Income Cell Tower Lease	67,332.2300	831,401.2300	0.0000	0.0000	0.0000
	Account Classification Total: MISC - Miscellaneous Revenues	$67,332.23	$831,401.23	$0.00	$0.00	$0.00
	Program Total: 0000 - Non Program	$4,184,548.73	$5,216,649.24	$4,498,500.00	$4,498,500.00	$4,818,500.00
	Division Total: 000 - Non Division	$4,184,548.73	$5,216,649.24	$4,498,500.00	$4,498,500.00	$4,818,500.00
	Department Total: 70 - Water	$4,184,548.73	$5,216,649.24	$4,498,500.00	$4,498,500.00	$4,818,500.00
Department: 72 - Sewer						
Division: 000 - Non Division						
Program: 0000 - Non Program						
C/S - Charges for Services						
70.72.000.0000.462.05	Sewer Service Sewer Usage	1,137,961.7000	1,152,877.7100	1,180,000.0000	1,180,000.0000	1,300,000.0000
70.72.000.0000.462.10	Sewer Service Sewer Penalty	12,968.7300	11,844.2700	11,000.0000	11,000.0000	11,000.0000
70.72.000.0000.462.20	Sewer Service Connection Fees	228,900.0000	196,500.0000	200,000.0000	200,000.0000	200,000.0000
	Account Classification Total: C/S - Charges for Services	$1,379,830.43	$1,361,221.98	$1,391,000.00	$1,391,000.00	$1,511,000.00
	Program Total: 0000 - Non Program	$1,379,830.43	$1,361,221.98	$1,391,000.00	$1,391,000.00	$1,511,000.00
	Division Total: 000 - Non Division	$1,379,830.43	$1,361,221.98	$1,391,000.00	$1,391,000.00	$1,511,000.00
	Department Total: 72 - Sewer	$1,379,830.43	$1,361,221.98	$1,391,000.00	$1,391,000.00	$1,511,000.00
	REVENUES Total	$6,029,289.97	$6,714,523.38	$7,393,644.00	$7,773,644.00	$12,503,218.00
EXPENSES						
Department: 14 - Legal						
Division: 140 - Legal- Corporate						
Program: 0000 - Non Program						
OSERV - Outside Services						
70.14.140.0000.530.05	Legal Corporate	0.0000	9,813.2000	0.0000	0.0000	10,000.0000
	Account Classification Total: OSERV - Outside Services	$0.00	$9,813.20	$0.00	$0.00	$10,000.00
	Program Total: 0000 - Non Program	$0.00	$9,813.20	$0.00	$0.00	$10,000.00
	Division Total: 140 - Legal- Corporate	$0.00	$9,813.20	$0.00	$0.00	$10,000.00
	Department Total: 14 - Legal	$0.00	$9,813.20	$0.00	$0.00	$10,000.00
Department: 15 - Finance						
Division: 001 - Administration						
Program: 0000 - Non Program						
PSER - Personnel Services						
70.15.001.0000.510.15	Fringe Benefits IMRF Er Contribution	23,651.0000	(128,073.0000)	0.0000	0.0000	0.0000
	Account Classification Total: PSER - Personnel Services	$23,651.00	($128,073.00)	$0.00	$0.00	$0.00
OTHER - Other Expenses						
70.15.001.0000.860.00	Shared Expense Reimbursement	557,500.0000	557,500.0000	557,500.0000	557,500.0000	557,500.0000
	Account Classification Total: OTHER - Other Expenses	$557,500.00	$557,500.00	$557,500.00	$557,500.00	$557,500.00
	Program Total: 0000 - Non Program	$581,151.00	$429,427.00	$557,500.00	$557,500.00	$557,500.00
	Division Total: 001 - Administration	$581,151.00	$429,427.00	$557,500.00	$557,500.00	$557,500.00
Division: 900 - Debt						
Program: 9045 - 2010 A W&S BAB						

G/L Account Number	Account Description	2020 Actual Amount	2021 Actual Amount	2022 Adopted Budget	2022 Amended Budget	FY23 Proposed
DS - Debt Service						
70.15.900.9045.700.00	Principal Payment Debt Payment	75,000.0000	0.0000	0.0000	0.0000	0.0000
70.15.900.9045.700.90	Principal Payment Contra Account	(75,000.0000)	0.0000	0.0000	0.0000	0.0000
70.15.900.9045.705.00	Interest Payment Debt Payment	458,285.7000	0.0000	0.0000	0.0000	0.0000
70.15.900.9045.715.00	Bond Service Fees	475.0000	0.0000	0.0000	0.0000	0.0000
	Account Classification Total: DS - Debt Service	$458,760.70	$0.00	$0.00	$0.00	$0.00
	Program Total: 9045 - 2010 A W&S BAB	$458,760.70	$0.00	$0.00	$0.00	$0.00
Program:	**9080 - 2012C W&S Refunding Bonds**					
DS - Debt Service						
70.15.900.9080.700.00	Principal Payment Debt Payment	375,000.0000	385,000.0000	395,000.0000	395,000.0000	405,000.0000
70.15.900.9080.700.90	Principal Payment Contra Account	(375,000.0000)	(385,000.0000)	0.0000	0.0000	0.0000
70.15.900.9080.705.00	Interest Payment Debt Payment	50,399.0000	40,919.0000	35,305.0000	35,305.0000	25,430.0000
70.15.900.9080.715.00	Bond Service Fees	475.0000	475.0000	475.0000	475.0000	475.0000
	Account Classification Total: DS - Debt Service	$50,874.00	$41,394.00	$430,780.00	$430,780.00	$430,905.00
OFU - Other Financing Uses						
70.15.900.9080.705.30	Interest Payment Interest Exp Loss on Refunding	22,491.0000	22,491.0000	0.0000	0.0000	0.0000
	Account Classification Total: OFU - Other Financing Uses	$22,491.00	$22,491.00	$0.00	$0.00	$0.00
	Program Total: 9080 - 2012C W&S Refunding Bonds	$73,365.00	$63,885.00	$430,780.00	$430,780.00	$430,905.00
Program:	**9105 - 2015A W&S GO(ARS) Bond**					
DS - Debt Service						
70.15.900.9105.700.00	Principal Payment Debt Payment	325,000.0000	335,000.0000	345,000.0000	345,000.0000	355,000.0000
70.15.900.9105.705.00	Interest Payment Debt Payment	161,138.0000	151,262.0000	145,400.0000	145,400.0000	135,050.0000
70.15.900.9105.715.00	Bond Service Fees	475.0000	475.0000	475.0000	475.0000	475.0000
	Account Classification Total: DS - Debt Service	$486,613.00	$486,737.00	$490,875.00	$490,875.00	$490,525.00
	Program Total: 9105 - 2015A W&S GO(ARS) Bond	$486,613.00	$486,737.00	$490,875.00	$490,875.00	$490,525.00
Program:	**9118 - 2017C Refunding SSA- Water/Sewer**					
DS - Debt Service						
70.15.900.9118.700.00	Principal Payment Debt Payment	125,000.0000	125,000.0000	125,000.0000	125,000.0000	130,000.0000
70.15.900.9118.700.90	Principal Payment Contra Account	(125,000.0000)	(125,000.0000)	0.0000	0.0000	0.0000
70.15.900.9118.705.00	Interest Payment Debt Payment	14,999.0000	12,498.0000	11,040.0000	11,040.0000	8,540.0000
70.15.900.9118.715.00	Bond Service Fees	950.0000	475.0000	475.0000	475.0000	475.0000
	Account Classification Total: DS - Debt Service	$15,949.00	$12,973.00	$136,515.00	$136,515.00	$139,015.00
	Program Total: 9118 - 2017C Refunding SSA- Water/Sewer	$15,949.00	$12,973.00	$136,515.00	$136,515.00	$139,015.00
Program:	**9121 - 2019A Refunding 2010A BAB Bond**					
DS - Debt Service						
70.15.900.9121.700.00	Principal Payment Debt Payment	0.0000	60,000.0000	70,000.0000	70,000.0000	70,000.0000
70.15.900.9121.700.90	Principal Payment Contra Account	0.0000	(60,000.0000)	0.0000	0.0000	0.0000
70.15.900.9121.705.00	Interest Payment Debt Payment	81,595.0000	179,411.7600	176,600.0000	176,600.0000	173,800.0000
70.15.900.9121.710.00	Other financing Uses Fees	74,763.2000	0.0000	0.0000	0.0000	0.0000
70.15.900.9121.715.00	Bond Service Fees	0.0000	475.0000	475.0000	475.0000	475.0000
	Account Classification Total: DS - Debt Service	$156,358.20	$179,886.76	$247,075.00	$247,075.00	$244,275.00
	Program Total: 9121 - 2019A Refunding 2010A BAB Bond	$156,358.20	$179,886.76	$247,075.00	$247,075.00	$244,275.00
Program:	**9123 - 2019C W&S (ARS) GO Bond**					
DS - Debt Service						
70.15.900.9123.700.00	Principal Payment Debt Payment	0.0000	140,000.0000	155,000.0000	155,000.0000	160,000.0000
70.15.900.9123.700.90	Principal Payment Contra Account	0.0000	(140,000.0000)	0.0000	0.0000	0.0000
70.15.900.9123.705.00	Interest Payment Debt Payment	80,136.0000	174,853.6600	170,200.0000	170,200.0000	164,000.0000
70.15.900.9123.710.00	Other financing Uses Fees	72,771.2000	0.0000	0.0000	0.0000	0.0000
70.15.900.9123.715.00	Bond Service Fees	0.0000	475.0000	475.0000	475.0000	475.0000
	Account Classification Total: DS - Debt Service	$152,907.20	$175,328.66	$325,675.00	$325,675.00	$324,475.00
	Program Total: 9123 - 2019C W&S (ARS) GO Bond	$152,907.20	$175,328.66	$325,675.00	$325,675.00	$324,475.00
Program:	**9125 - 2022 W&S GO (ARS) Bond**					
DS - Debt Service						
70.15.900.9125.700.00	Principal Payment Debt Payment	0.0000	0.0000	0.0000	0.0000	290,000.0000
70.15.900.9125.705.00	Interest Payment Debt Payment	0.0000	0.0000	0.0000	0.0000	154,765.0000

G/L Account Number	Account Description	2020 Actual Amount	2021 Actual Amount	2022 Adopted Budget	2022 Amended Budget	FY23 Proposed
70.15.900.9125.715.00	Bond Service Fees	0.0000	0.0000	0.0000	0.0000	475.0000
	Account Classification Total: DS - Debt Service	$0.00	$0.00	$0.00	$0.00	$445,240.00
	Program Total: 9125 - 2022 W&S GO (ARS) Bond	$0.00	$0.00	$0.00	$0.00	$445,240.00
	Division Total: 900 - Debt	$1,343,953.10	$918,810.42	$1,630,920.00	$1,630,920.00	$2,074,435.00
	Department Total: 15 - Finance	$1,925,104.10	$1,348,237.42	$2,188,420.00	$2,188,420.00	$2,631,935.00
Department: 40 - Engineering						
Division: 470 - General Engineering						
Program: 0000 - Non Program						
OSERV - Outside Services						
70.40.470.0000.523.50	Other Services General Engineering	9,405.2500	21,826.9200	22,500.0000	22,500.0000	33,000.0000
	Account Classification Total: OSERV - Outside Services	$9,405.25	$21,826.92	$22,500.00	$22,500.00	$33,000.00
	Program Total: 0000 - Non Program	$9,405.25	$21,826.92	$22,500.00	$22,500.00	$33,000.00
	Division Total: 470 - General Engineering	$9,405.25	$21,826.92	$22,500.00	$22,500.00	$33,000.00
	Department Total: 40 - Engineering	$9,405.25	$21,826.92	$22,500.00	$22,500.00	$33,000.00
Department: 50 - Information Technology						
Division: 001 - Administration						
Program: 0000 - Non Program						
OSERV - Outside Services						
70.50.001.0000.523.15	Other Services Data Processing / Technology	22,193.0200	20,337.0000	30,000.0000	30,000.0000	30,000.0000
70.50.001.0000.525.10	Communications Telephone	14,809.2400	15,272.6700	15,000.0000	15,000.0000	15,000.0000
70.50.001.0000.545.05	Maintenance Contract Equipment	6,420.0000	0.0000	6,500.0000	6,500.0000	0.0000
70.50.001.0000.545.75	Maintenance Contract Software	48,927.4600	54,647.1100	50,000.0000	50,000.0000	50,000.0000
	Account Classification Total: OSERV - Outside Services	$92,349.72	$90,256.78	$101,500.00	$101,500.00	$95,000.00
	Program Total: 0000 - Non Program	$92,349.72	$90,256.78	$101,500.00	$101,500.00	$95,000.00
	Division Total: 001 - Administration	$92,349.72	$90,256.78	$101,500.00	$101,500.00	$95,000.00
Division: 500 - Capital						
Program: 0000 - Non Program						
CAP - Capital Outlay						
70.50.500.0000.612.10	Capital Outlay Office Equipment Small Inventory Asset	2,017.6900	0.0000	0.0000	0.0000	0.0000
70.50.500.0000.614.10	Capital Outlay Software & Technology Software & Cloud Based Software	0.0000	0.0000	32,450.0000	32,450.0000	32,450.0000
70.50.500.0000.616.15	Capital Outlay Computer Equipment Small Inventory-Computers	0.0000	0.0000	9,000.0000	9,000.0000	9,000.0000
	Account Classification Total: CAP - Capital Outlay	$2,017.69	$0.00	$41,450.00	$41,450.00	$41,450.00
	Program Total: 0000 - Non Program	$2,017.69	$0.00	$41,450.00	$41,450.00	$41,450.00
	Division Total: 500 - Capital	$2,017.69	$0.00	$41,450.00	$41,450.00	$41,450.00
	Department Total: 50 - Information Technology	$94,367.41	$90,256.78	$142,950.00	$142,950.00	$136,450.00
Department: 70 - Water						
Division: 001 - Administration						
Program: 0000 - Non Program						
PSER - Personnel Services						
70.70.001.0000.500.01	Salaries Regular Salaries	164,861.5500	169,804.0200	169,723.0000	169,723.0000	177,183.5000
70.70.001.0000.500.02	Salaries Overtime	3,725.5600	2,697.2200	0.0000	0.0000	0.0000
70.70.001.0000.500.04	Salaries Part-Time	18,917.9900	21,342.8400	28,227.0000	28,227.0000	30,005.1200
70.70.001.0000.510.05	Fringe Benefits Deferred Compensation	875.0400	911.5000	876.0000	876.0000	876.0000
70.70.001.0000.510.10	Fringe Benefits Medicare	0.0000	0.0000	0.0000	0.0000	3,036.7400
70.70.001.0000.510.12	Fringe Benefits Social Security	0.0000	0.0000	0.0000	0.0000	12,550.0500
70.70.001.0000.510.15	Fringe Benefits IMRF Er Contribution	0.0000	0.0000	0.0000	0.0000	23,098.7000
70.70.001.0000.510.25	Fringe Benefits Medical/Dental Insurance	30,970.7200	30,740.7600	22,323.0000	22,323.0000	23,494.3600
70.70.001.0000.510.30	Fringe Benefits Vision Insurance	181.2500	184.4600	118.0000	118.0000	163.2800
70.70.001.0000.510.40	Fringe Benefits Life Insurance	369.7200	387.8600	301.0000	301.0000	298.0000
70.70.001.0000.510.45	Fringe Benefits Vehicle Reimbursement	1,050.0000	1,050.0000	1,094.0000	1,094.0000	1,050.0000
70.70.001.0000.510.46	Fringe Benefits Phone Allowance	121.2000	206.0400	162.0000	162.0000	106.0000
70.70.001.0000.510.70	Fringe Benefits Other Benefits	192.2400	162.5000	0.0000	0.0000	0.0000
	Account Classification Total: PSER - Personnel Services	$221,265.27	$227,487.20	$222,824.00	$222,824.00	$271,861.75
PROFDEVEL - Professional Development						

G/L Account Number	Account Description	2020 Actual Amount	2021 Actual Amount	2022 Adopted Budget	2022 Amended Budget	FY23 Proposed
70.70.001.0000.515.05	Personnel Development Meetings/Activities/Expenses	397.8300	0.0000	1,000.0000	1,000.0000	1,000.0000
70.70.001.0000.515.10	Personnel Development Training and Conferences	448.5000	(72.0000)	0.0000	0.0000	1,000.0000
70.70.001.0000.515.20	Personnel Development Membership and Dues	520.0000	361.0000	511.0000	511.0000	500.0000
	Account Classification Total: PROFDEVEL - Professional Development	$1,366.33	$289.00	$1,511.00	$1,511.00	$2,500.00
OSERV - Outside Services						
70.70.001.0000.520.05	Financial Services Banking	12,915.2700	14,859.0700	12,000.0000	12,000.0000	15,000.0000
70.70.001.0000.523.10	Other Services Consulting	2,288.0000	40,299.0000	0.0000	80,000.0000	0.0000
70.70.001.0000.525.05	Communications Postage	12,014.7000	13,015.7000	13,000.0000	13,000.0000	13,000.0000
70.70.001.0000.525.15	Communications Cell Phones	677.5900	1,173.8500	2,000.0000	2,000.0000	2,000.0000
70.70.001.0000.527.05	Insurance IRMA Premium	21,700.0000	31,203.5000	32,000.0000	32,000.0000	32,000.0000
70.70.001.0000.527.10	Insurance IRMA Deductible	0.0000	0.0000	5,000.0000	5,000.0000	5,000.0000
70.70.001.0000.540.05	Printing/Advertising Recording and Legal Notices	726.5000	1,038.4800	1,000.0000	1,000.0000	1,500.0000
70.70.001.0000.540.10	Printing/Advertising Outside Print Services	2,881.5500	2,952.4800	3,500.0000	3,500.0000	3,500.0000
70.70.001.0000.558.05	Rent/Lease Office Equipment	2,582.5600	2,474.4300	3,300.0000	3,300.0000	3,300.0000
	Account Classification Total: OSERV - Outside Services	$55,786.17	$107,016.51	$71,800.00	$151,800.00	$75,300.00
MATSUP - Materials & Supplies						
70.70.001.0000.560.05	Office Supplies General	1,346.9300	829.6800	2,500.0000	2,500.0000	2,500.0000
70.70.001.0000.560.10	Office Supplies Paper	34.9900	104.9700	200.0000	200.0000	200.0000
	Account Classification Total: MATSUP - Materials & Supplies	$1,381.92	$934.65	$2,700.00	$2,700.00	$2,700.00
	Program Total: 0000 - Non Program	$279,799.69	$335,727.36	$298,835.00	$378,835.00	$352,361.75
	Division Total: 001 - Administration	$279,799.69	$335,727.36	$298,835.00	$378,835.00	$352,361.75
Division: 120 - Human Resources						
Program: 0000 - Non Program						
PSER - Personnel Services						
70.70.120.0000.500.01	Salaries Regular Salaries	15,946.2800	16,689.7400	16,944.7200	16,944.7200	17,500.0000
70.70.120.0000.510.10	Fringe Benefits Medicare	0.0000	0.0000	0.0000	0.0000	254.0000
70.70.120.0000.510.12	Fringe Benefits Social Security	0.0000	0.0000	0.0000	0.0000	1,085.0000
70.70.120.0000.510.15	Fringe Benefits IMRF Er Contribution	0.0000	0.0000	0.0000	0.0000	1,932.0000
70.70.120.0000.510.25	Fringe Benefits Medical/Dental Insurance	564.1600	3,694.7600	4,113.6000	4,113.6000	4,114.0000
70.70.120.0000.510.30	Fringe Benefits Vision Insurance	23.0400	24.0000	23.0400	23.0400	32.0000
70.70.120.0000.510.40	Fringe Benefits Life Insurance	29.5200	30.7500	29.5200	29.5200	30.0000
70.70.120.0000.510.46	Fringe Benefits Phone Allowance	4.0400	10.1000	0.0000	0.0000	0.0000
70.70.120.0000.510.70	Fringe Benefits Other Benefits	14.5400	17.5000	0.0000	0.0000	0.0000
	Account Classification Total: PSER - Personnel Services	$16,581.58	$20,466.85	$21,110.88	$21,110.88	$24,947.00
PROFDEVEL - Professional Development						
70.70.120.0000.515.10	Personnel Development Training and Conferences	447.5000	804.0000	775.0000	775.0000	775.0000
	Account Classification Total: PROFDEVEL - Professional Development	$447.50	$804.00	$775.00	$775.00	$775.00
OSERV - Outside Services						
70.70.120.0000.523.05	Other Services Medical	0.0000	0.0000	500.0000	500.0000	500.0000
	Account Classification Total: OSERV - Outside Services	$0.00	$0.00	$500.00	$500.00	$500.00
	Program Total: 0000 - Non Program	$17,029.08	$21,270.85	$22,385.88	$22,385.88	$26,222.00
	Division Total: 120 - Human Resources	$17,029.08	$21,270.85	$22,385.88	$22,385.88	$26,222.00
Division: 320 - Vehicle Maintenance Division						
Program: 0000 - Non Program						
PSER - Personnel Services						
70.70.320.0000.500.01	Salaries Regular Salaries	31,496.9100	32,557.5500	33,326.2800	33,326.2800	34,417.0000
70.70.320.0000.500.02	Salaries Overtime	0.0000	328.3900	23,625.0000	23,625.0000	26,250.0000
70.70.320.0000.510.10	Fringe Benefits Medicare	0.0000	0.0000	0.0000	0.0000	880.0000
70.70.320.0000.510.12	Fringe Benefits Social Security	0.0000	0.0000	0.0000	0.0000	3,762.0000
70.70.320.0000.510.15	Fringe Benefits IMRF Er Contribution	0.0000	0.0000	0.0000	0.0000	3,800.0000
70.70.320.0000.510.25	Fringe Benefits Medical/Dental Insurance	10,939.9700	10,817.2200	11,367.6000	11,367.6000	11,400.0000
70.70.320.0000.510.30	Fringe Benefits Vision Insurance	66.3200	66.0200	65.7600	65.7600	91.0000
70.70.320.0000.510.40	Fringe Benefits Life Insurance	84.7200	84.3400	84.0000	84.0000	84.0000
70.70.320.0000.510.70	Fringe Benefits Other Benefits	22.6100	25.0000	0.0000	0.0000	0.0000

G/L Account Number	Account Description	2020 Actual Amount	2021 Actual Amount	2022 Adopted Budget	2022 Amended Budget	FY23 Proposed
	Account Classification Total: PSER - Personnel Services	$42,610.53	$43,878.52	$68,468.64	$68,468.64	$80,684.00
PROFDEVEL - Professional Development						
70.70.320.0000.515.10	Personnel Development Training and Conferences	0.0000	0.0000	2,000.0000	2,000.0000	2,000.0000
	Account Classification Total: PROFDEVEL - Professional Development	$0.00	$0.00	$2,000.00	$2,000.00	$2,000.00
OSERV - Outside Services						
70.70.320.0000.545.70	Maintenance Contract Vehicle Maintenance	2,062.5100	2,080.0400	2,375.0000	2,375.0000	2,375.0000
70.70.320.0000.546.00	Equipment Maintenance General	12,287.3500	13,273.5600	12,700.0000	12,700.0000	12,700.0000
	Account Classification Total: OSERV - Outside Services	$14,349.86	$15,353.60	$15,075.00	$15,075.00	$15,075.00
MATSUP - Materials & Supplies						
70.70.320.0000.565.10	Operating Supplies Motor Fuel	10,662.5300	7,540.2000	12,500.0000	12,500.0000	12,500.0000
70.70.320.0000.565.15	Operating Supplies Tools & Equipment	1,868.2200	2,574.2100	2,750.0000	2,750.0000	5,000.0000
70.70.320.0000.572.20	Vehicle Maintenance Supplies Water & Sewer	6,058.3900	7,543.2700	7,000.0000	7,000.0000	7,000.0000
	Account Classification Total: MATSUP - Materials & Supplies	$18,589.14	$17,657.68	$22,250.00	$22,250.00	$24,500.00
	Program Total: 0000 - Non Program	$75,549.53	$76,889.80	$107,793.64	$107,793.64	$122,259.00
	Division Total: 320 - Vehicle Maintenance Division	$75,549.53	$76,889.80	$107,793.64	$107,793.64	$122,259.00
Division: 330 - Facilities Management Division						
Program: 0000 - Non Program						
OSERV - Outside Services						
70.70.330.0000.545.55	Maintenance Contract Public Works Facility	3,776.2200	3,143.6600	4,578.0000	4,578.0000	4,617.0000
70.70.330.0000.548.10	Streets & Alley Maintenance Services Dumping	400.0000	1,926.2500	3,500.0000	3,500.0000	3,500.0000
70.70.330.0000.550.15	Building and Grounds Maintenance Public Works Facility	3,314.9900	3,746.3700	1,278.0000	1,278.0000	1,305.0000
70.70.330.0000.550.40	Building and Grounds Maintenance Lift Stations	0.0000	0.0000	0.0000	290,000.0000	0.0000
	Account Classification Total: OSERV - Outside Services	$7,491.21	$8,816.28	$9,356.00	$299,356.00	$9,422.00
MATSUP - Materials & Supplies						
70.70.330.0000.565.20	Operating Supplies Safety	842.1300	1,659.5400	2,000.0000	2,000.0000	2,000.0000
70.70.330.0000.585.15	Building & Grounds Supplies Public Works Facility	5,694.9300	1,303.4400	2,000.0000	2,000.0000	2,000.0000
	Account Classification Total: MATSUP - Materials & Supplies	$6,537.06	$2,962.98	$4,000.00	$4,000.00	$4,000.00
	Program Total: 0000 - Non Program	$14,028.27	$11,779.26	$13,356.00	$303,356.00	$13,422.00
Program: 8020 - Well #3						
OSERV - Outside Services						
70.70.330.8020.545.05	Maintenance Contract Equipment	10,271.6800	4,185.9500	5,000.0000	5,000.0000	5,000.0000
70.70.330.8020.545.25	Maintenance Contract Softener	304.0000	0.0000	0.0000	0.0000	0.0000
70.70.330.8020.550.35	Building and Grounds Maintenance Well Houses	1,783.6300	2,506.7900	3,000.0000	3,000.0000	2,000.0000
70.70.330.8020.570.10	Maintenance Supplies Wells	33.8100	0.0000	100.0000	100.0000	100.0000
	Account Classification Total: OSERV - Outside Services	$12,393.12	$6,692.74	$8,100.00	$8,100.00	$7,100.00
	Program Total: 8020 - Well #3	$12,393.12	$6,692.74	$8,100.00	$8,100.00	$7,100.00
Program: 8021 - Well #4						
OSERV - Outside Services						
70.70.330.8021.545.05	Maintenance Contract Equipment	9,629.9800	800.2000	5,000.0000	5,000.0000	5,000.0000
70.70.330.8021.550.35	Building and Grounds Maintenance Well Houses	1,203.1400	1,490.5600	3,000.0000	3,000.0000	3,000.0000
70.70.330.8021.570.10	Maintenance Supplies Wells	0.0000	3.0100	100.0000	100.0000	100.0000
	Account Classification Total: OSERV - Outside Services	$10,833.12	$2,293.77	$8,100.00	$8,100.00	$8,100.00
	Program Total: 8021 - Well #4	$10,833.12	$2,293.77	$8,100.00	$8,100.00	$8,100.00
Program: 8022 - Well #5						
OSERV - Outside Services						
70.70.330.8022.545.05	Maintenance Contract Equipment	15,493.0400	5,536.8200	10,000.0000	10,000.0000	10,000.0000
70.70.330.8022.550.35	Building and Grounds Maintenance Well Houses	497.1200	1,746.8800	3,000.0000	3,000.0000	3,000.0000
70.70.330.8022.570.10	Maintenance Supplies Wells	0.0000	6.2700	100.0000	100.0000	100.0000
	Account Classification Total: OSERV - Outside Services	$15,990.16	$7,289.97	$13,100.00	$13,100.00	$13,100.00
	Program Total: 8022 - Well #5	$15,990.16	$7,289.97	$13,100.00	$13,100.00	$13,100.00
Program: 8023 - Well #6						
OSERV - Outside Services						
70.70.330.8023.545.05	Maintenance Contract Equipment	10,324.9500	5,918.1700	10,000.0000	10,000.0000	10,000.0000
70.70.330.8023.550.35	Building and Grounds Maintenance Well Houses	615.7700	2,309.7900	3,000.0000	3,000.0000	2,000.0000

G/L Account Number	Account Description	2020 Actual Amount	2021 Actual Amount	2022 Adopted Budget	2022 Amended Budget	FY23 Proposed
70.70.330.8023.570.10	Maintenance Supplies Wells	178.4000	42.3000	100.0000	10,100.0000	100.0000
	Account Classification Total: OSERV - Outside Services	$11,119.12	$8,270.26	$13,100.00	$23,100.00	$12,100.00
	Program Total: 8023 - Well #6	$11,119.12	$8,270.26	$13,100.00	$23,100.00	$12,100.00
	Division Total: 330 - Facilities Management Division	$64,363.79	$36,326.00	$55,756.00	$355,756.00	$53,822.00
Division: 360 - Water Division						
Program: 0000 - Non Program						
PSER - Personnel Services						
70.70.360.0000.500.01	Salaries Regular Salaries	288,940.6100	309,604.6500	332,797.4600	332,797.4600	385,063.2200
70.70.360.0000.500.02	Salaries Overtime	41,069.5700	57,558.3000	0.0000	0.0000	0.0000
70.70.360.0000.500.04	Salaries Part-Time	12,785.8300	10,401.9900	21,309.0000	21,309.0000	17,527.0000
70.70.360.0000.510.10	Fringe Benefits Medicare	0.0000	0.0000	0.0000	0.0000	5,871.0000
70.70.360.0000.510.12	Fringe Benefits Social Security	0.0000	0.0000	0.0000	0.0000	25,101.4400
70.70.360.0000.510.15	Fringe Benefits IMRF Er Contribution	0.0000	0.0000	0.0000	0.0000	42,560.6600
70.70.360.0000.510.25	Fringe Benefits Medical/Dental Insurance	63,086.2000	60,589.7400	63,963.6800	63,963.6800	56,738.6400
70.70.360.0000.510.30	Fringe Benefits Vision Insurance	365.4100	372.2000	352.5200	352.5200	423.7200
70.70.360.0000.510.40	Fringe Benefits Life Insurance	713.1300	777.2900	686.0000	686.0000	854.0000
70.70.360.0000.510.46	Fringe Benefits Phone Allowance	0.0000	17.3100	0.0000	0.0000	0.0000
70.70.360.0000.510.70	Fringe Benefits Other Benefits	183.7300	92.7900	0.0000	0.0000	0.0000
	Account Classification Total: PSER - Personnel Services	$407,144.48	$439,414.27	$419,108.66	$419,108.66	$534,139.68
OSERV - Outside Services						
70.70.360.0000.523.40	Other Services Water Testing	8,871.0000	7,270.0000	15,000.0000	15,000.0000	15,000.0000
70.70.360.0000.525.15	Communications Cell Phones	3,244.9800	3,291.9300	5,000.0000	5,000.0000	4,000.0000
70.70.360.0000.552.00	Maintenance Services Water System General	17,372.6400	47,475.2400	40,000.0000	40,000.0000	120,000.0000
70.70.360.0000.570.05	Maintenance Supplies Water System Supplies	12,210.5200	42,239.0500	20,000.0000	20,000.0000	20,000.0000
	Account Classification Total: OSERV - Outside Services	$41,699.14	$100,276.22	$80,000.00	$80,000.00	$159,000.00
MATSUP - Materials & Supplies						
70.70.360.0000.562.00	Uniforms Full Time Employees	2,953.0000	2,915.2300	3,500.0000	3,500.0000	3,750.0000
70.70.360.0000.565.15	Operating Supplies Tools & Equipment	5,232.8800	6,048.8800	5,500.0000	5,500.0000	7,000.0000
70.70.360.0000.570.00	Maintenance Supplies Maintenance Supplies	0.0000	321.0000	0.0000	0.0000	0.0000
	Account Classification Total: MATSUP - Materials & Supplies	$8,185.88	$9,285.11	$9,000.00	$9,000.00	$10,750.00
OTHER - Other Expenses						
70.70.360.0000.850.05	Bad Debt Utility Accounts	110.0000	0.0000	0.0000	0.0000	0.0000
	Account Classification Total: OTHER - Other Expenses	$110.00	$0.00	$0.00	$0.00	$0.00
	Program Total: 0000 - Non Program	$457,139.50	$548,975.60	$508,108.66	$508,108.66	$703,889.68
Program: 8020 - Well #3						
OSERV - Outside Services						
70.70.360.8020.570.10	Maintenance Supplies Wells	1,371.0000	1,131.2900	1,000.0000	1,000.0000	1,200.0000
70.70.360.8020.570.15	Maintenance Supplies Softener	46,049.1000	42,893.0400	45,000.0000	51,093.0000	45,000.0000
	Account Classification Total: OSERV - Outside Services	$47,420.10	$44,024.33	$46,000.00	$52,093.00	$46,200.00
	Program Total: 8020 - Well #3	$47,420.10	$44,024.33	$46,000.00	$52,093.00	$46,200.00
Program: 8021 - Well #4						
OSERV - Outside Services						
70.70.360.8021.570.10	Maintenance Supplies Wells	1,371.0000	1,131.3200	1,000.0000	1,000.0000	1,200.0000
70.70.360.8021.570.15	Maintenance Supplies Softener	2,747.9400	2,918.0800	20,000.0000	20,000.0000	20,000.0000
	Account Classification Total: OSERV - Outside Services	$4,118.94	$4,049.40	$21,000.00	$21,000.00	$21,200.00
	Program Total: 8021 - Well #4	$4,118.94	$4,049.40	$21,000.00	$21,000.00	$21,200.00
Program: 8022 - Well #5						
OSERV - Outside Services						
70.70.360.8022.570.10	Maintenance Supplies Wells	1,371.0000	585.9400	1,000.0000	1,000.0000	1,200.0000
70.70.360.8022.570.15	Maintenance Supplies Softener	10,237.6000	11,739.3000	20,000.0000	20,000.0000	20,000.0000
	Account Classification Total: OSERV - Outside Services	$11,608.60	$12,325.24	$21,000.00	$21,000.00	$21,200.00
	Program Total: 8022 - Well #5	$11,608.60	$12,325.24	$21,000.00	$21,000.00	$21,200.00
Program: 8023 - Well #6						
OSERV - Outside Services						
70.70.360.8023.570.10	Maintenance Supplies Wells	1,371.0000	585.9400	1,000.0000	1,000.0000	1,200.0000

G/L Account Number	Account Description	2020 Actual Amount	2021 Actual Amount	2022 Adopted Budget	2022 Amended Budget	FY23 Proposed
70.70.360.8023.570.15	Maintenance Supplies Softener	13,460.3100	18,968.9500	35,000.0000	35,000.0000	35,000.0000
	Account Classification Total: OSERV - Outside Services	$14,831.31	$19,554.89	$36,000.00	$36,000.00	$36,200.00
	Program Total: 8023 - Well #6	$14,831.31	$19,554.89	$36,000.00	$36,000.00	$36,200.00
	Division Total: 360 - Water Division	$535,118.45	$628,929.46	$632,108.66	$638,201.66	$828,689.68
Division: 390 - Utilities						
Program: 8020 - Well #3						
OSERV - Outside Services						
70.70.390.8020.525.10	Communications Telephone	5,315.6300	7,284.0200	7,200.0000	7,200.0000	2,500.0000
70.70.390.8020.580.20	Electric Expense Pump Stations	68,301.7300	54,824.9100	65,000.0000	65,000.0000	65,000.0000
	Account Classification Total: OSERV - Outside Services	$73,617.36	$62,108.93	$72,200.00	$72,200.00	$67,500.00
MATSUP - Materials & Supplies						
70.70.390.8020.575.10	Natural Gas Expense Pump House	1,043.3500	1,039.9200	1,500.0000	1,500.0000	1,500.0000
	Account Classification Total: MATSUP - Materials & Supplies	$1,043.35	$1,039.92	$1,500.00	$1,500.00	$1,500.00
	Program Total: 8020 - Well #3	$74,660.71	$63,148.85	$73,700.00	$73,700.00	$69,000.00
Program: 8021 - Well #4						
OSERV - Outside Services						
70.70.390.8021.525.10	Communications Telephone	2,808.1400	4,375.8600	4,100.0000	4,100.0000	2,500.0000
70.70.390.8021.580.20	Electric Expense Pump Stations	27,476.8500	23,237.4100	60,000.0000	60,000.0000	60,000.0000
	Account Classification Total: OSERV - Outside Services	$30,284.99	$27,613.27	$64,100.00	$64,100.00	$62,500.00
MATSUP - Materials & Supplies						
70.70.390.8021.575.10	Natural Gas Expense Pump House	979.5700	826.9000	1,000.0000	1,000.0000	1,000.0000
	Account Classification Total: MATSUP - Materials & Supplies	$979.57	$826.90	$1,000.00	$1,000.00	$1,000.00
	Program Total: 8021 - Well #4	$31,264.56	$28,440.17	$65,100.00	$65,100.00	$63,500.00
Program: 8022 - Well #5						
OSERV - Outside Services						
70.70.390.8022.525.10	Communications Telephone	1,436.7300	2,045.8700	1,500.0000	1,500.0000	1,500.0000
70.70.390.8022.580.20	Electric Expense Pump Stations	96,545.1100	65,699.7600	70,000.0000	70,000.0000	70,000.0000
	Account Classification Total: OSERV - Outside Services	$97,981.84	$67,745.63	$71,500.00	$71,500.00	$71,500.00
	Program Total: 8022 - Well #5	$97,981.84	$67,745.63	$71,500.00	$71,500.00	$71,500.00
Program: 8023 - Well #6						
OSERV - Outside Services						
70.70.390.8023.525.10	Communications Telephone	5,165.1800	5,892.6300	6,000.0000	6,000.0000	6,000.0000
70.70.390.8023.580.20	Electric Expense Pump Stations	58,300.5100	75,985.1900	75,000.0000	75,000.0000	75,000.0000
	Account Classification Total: OSERV - Outside Services	$63,465.69	$81,877.82	$81,000.00	$81,000.00	$81,000.00
MATSUP - Materials & Supplies						
70.70.390.8023.575.10	Natural Gas Expense Pump House	564.4800	802.5300	1,000.0000	1,000.0000	1,000.0000
	Account Classification Total: MATSUP - Materials & Supplies	$564.48	$802.53	$1,000.00	$1,000.00	$1,000.00
	Program Total: 8023 - Well #6	$64,030.17	$82,680.35	$82,000.00	$82,000.00	$82,000.00
	Division Total: 390 - Utilities	$267,937.28	$242,015.00	$292,300.00	$292,300.00	$286,000.00
	Department Total: 70 - Water	$1,239,797.82	$1,341,158.47	$1,409,179.18	$1,795,272.18	$1,669,354.43
Department: 72 - Sewer						
Division: 001 - Administration						
Program: 0000 - Non Program						
PSER - Personnel Services						
70.72.001.0000.500.01	Salaries Regular Salaries	146,651.1500	150,827.6000	150,707.0000	150,707.0000	157,544.5000
70.72.001.0000.500.02	Salaries Overtime	3,036.2700	1,987.1200	0.0000	0.0000	0.0000
70.72.001.0000.500.04	Salaries Part-Time	18,917.9700	21,342.7400	28,227.0000	28,227.0000	30,005.1200
70.72.001.0000.510.05	Fringe Benefits Deferred Compensation	875.0400	911.5000	876.0000	876.0000	876.0000
70.72.001.0000.510.10	Fringe Benefits Medicare	0.0000	0.0000	0.0000	0.0000	2,751.8200
70.72.001.0000.510.12	Fringe Benefits Social Security	0.0000	0.0000	0.0000	0.0000	11,331.0700
70.72.001.0000.510.15	Fringe Benefits IMRF Er Contribution	0.0000	0.0000	0.0000	0.0000	21,309.1200
70.72.001.0000.510.25	Fringe Benefits Medical/Dental Insurance	25,833.6100	25,470.0700	22,338.0000	22,338.0000	23,555.3600
70.72.001.0000.510.30	Fringe Benefits Vision Insurance	148.9600	152.8400	119.0000	119.0000	162.2800
70.72.001.0000.510.40	Fringe Benefits Life Insurance	332.2000	350.9700	303.0000	303.0000	302.0000
70.72.001.0000.510.45	Fringe Benefits Vehicle Reimbursement	1,050.0000	1,050.0000	1,094.0000	1,094.0000	1,050.0000

G/L Account Number	Account Description	2020 Actual Amount	2021 Actual Amount	2022 Adopted Budget	2022 Amended Budget	FY23 Proposed
70.72.001.0000.510.46	Fringe Benefits Phone Allowance	121.2000	206.0400	162.0000	162.0000	106.0000
70.72.001.0000.510.70	Fringe Benefits Other Benefits	176.8400	162.5000	0.0000	0.0000	0.0000
Account Classification Total: PSER - Personnel Services		$197,143.24	$202,461.38	$203,826.00	$203,826.00	$248,993.27
OSERV - Outside Services						
70.72.001.0000.520.05	Financial Services Banking	11,561.0600	13,471.3300	10,000.0000	10,000.0000	12,000.0000
70.72.001.0000.525.05	Communications Postage	12,014.7000	13,000.0000	13,000.0000	13,000.0000	13,000.0000
70.72.001.0000.525.15	Communications Cell Phones	1,565.0000	1,213.8000	2,000.0000	2,000.0000	2,000.0000
70.72.001.0000.527.05	Insurance IRMA Premium	21,700.0000	31,203.5000	31,000.0000	31,000.0000	31,000.0000
70.72.001.0000.527.10	Insurance IRMA Deductible	0.0000	0.0000	5,000.0000	5,000.0000	5,000.0000
70.72.001.0000.540.05	Printing/Advertising Recording and Legal Notices	582.3400	493.4000	1,000.0000	1,000.0000	1,000.0000
70.72.001.0000.540.10	Printing/Advertising Outside Print Services	2,600.7000	2,782.6700	3,000.0000	3,000.0000	3,000.0000
70.72.001.0000.558.05	Rent/Lease Office Equipment	2,582.5600	3,909.1800	3,300.0000	3,300.0000	3,300.0000
Account Classification Total: OSERV - Outside Services		$52,606.36	$66,073.88	$68,300.00	$68,300.00	$70,300.00
MATSUP - Materials & Supplies						
70.72.001.0000.560.05	Office Supplies General	547.0300	704.8000	2,500.0000	2,500.0000	2,500.0000
70.72.001.0000.560.10	Office Supplies Paper	0.0000	0.0000	200.0000	200.0000	200.0000
Account Classification Total: MATSUP - Materials & Supplies		$547.03	$704.80	$2,700.00	$2,700.00	$2,700.00
Program Total: 0000 - Non Program		$250,296.63	$269,240.06	$274,826.00	$274,826.00	$321,993.27
Division Total: 001 - Administration		$250,296.63	$269,240.06	$274,826.00	$274,826.00	$321,993.27
Division: 120 - Human Resources						
Program: 0000 - Non Program						
PSER - Personnel Services						
70.72.120.0000.500.01	Salaries Regular Salaries	15,946.1400	16,689.8600	16,944.9800	16,944.9800	17,500.0000
70.72.120.0000.510.10	Fringe Benefits Medicare	0.0000	0.0000	0.0000	0.0000	254.0000
70.72.120.0000.510.12	Fringe Benefits Social Security	0.0000	0.0000	0.0000	0.0000	1,085.0000
70.72.120.0000.510.15	Fringe Benefits IMRF Er Contribution	0.0000	0.0000	0.0000	0.0000	2,004.0000
70.72.120.0000.510.25	Fringe Benefits Medical/Dental Insurance	573.7200	3,828.4900	4,264.5600	4,264.5600	4,265.0000
70.72.120.0000.510.30	Fringe Benefits Vision Insurance	24.0000	25.0000	24.0000	24.0000	33.0000
70.72.120.0000.510.40	Fringe Benefits Life Insurance	30.4800	31.7500	30.4800	30.4800	31.0000
70.72.120.0000.510.46	Fringe Benefits Phone Allowance	4.0400	10.1000	0.0000	0.0000	0.0000
70.72.120.0000.510.70	Fringe Benefits Other Benefits	14.5400	17.5000	0.0000	0.0000	0.0000
Account Classification Total: PSER - Personnel Services		$16,592.92	$20,602.70	$21,264.02	$21,264.02	$25,172.00
PROFDEVEL - Professional Development						
70.72.120.0000.515.10	Personnel Development Training and Conferences	347.5000	570.1800	775.0000	775.0000	775.0000
Account Classification Total: PROFDEVEL - Professional Development		$347.50	$570.18	$775.00	$775.00	$775.00
OSERV - Outside Services						
70.72.120.0000.523.05	Other Services Medical	0.0000	0.0000	500.0000	500.0000	500.0000
Account Classification Total: OSERV - Outside Services		$0.00	$0.00	$500.00	$500.00	$500.00
Program Total: 0000 - Non Program		$16,940.42	$21,172.88	$22,539.02	$22,539.02	$26,447.00
Division Total: 120 - Human Resources		$16,940.42	$21,172.88	$22,539.02	$22,539.02	$26,447.00
Division: 320 - Vehicle Maintenance Division						
Program: 0000 - Non Program						
PSER - Personnel Services						
70.72.320.0000.500.01	Salaries Regular Salaries	31,496.5700	32,557.1600	33,326.0200	33,326.0200	34,416.0000
70.72.320.0000.500.02	Salaries Overtime	0.0000	328.3800	23,625.0000	23,625.0000	26,250.0000
70.72.320.0000.510.10	Fringe Benefits Medicare	0.0000	0.0000	0.0000	0.0000	880.0000
70.72.320.0000.510.12	Fringe Benefits Social Security	0.0000	0.0000	0.0000	0.0000	3,762.0000
70.72.320.0000.510.15	Fringe Benefits IMRF Er Contribution	0.0000	0.0000	0.0000	0.0000	3,800.0000
70.72.320.0000.510.25	Fringe Benefits Medical/Dental Insurance	10,939.2700	10,817.1300	11,367.6000	11,367.6000	11,400.0000
70.72.320.0000.510.30	Fringe Benefits Vision Insurance	66.3200	66.0200	65.7600	65.7600	91.0000
70.72.320.0000.510.40	Fringe Benefits Life Insurance	84.7200	84.3400	84.0000	84.0000	84.0000
70.72.320.0000.510.70	Fringe Benefits Other Benefits	22.6000	25.0000	0.0000	0.0000	0.0000
Account Classification Total: PSER - Personnel Services		$42,609.48	$43,878.03	$68,468.38	$68,468.38	$80,683.00
OSERV - Outside Services						
70.72.320.0000.545.70	Maintenance Contract Vehicle Maintenance	2,062.5100	1,869.5600	2,375.0000	2,375.0000	2,375.0000

G/L Account Number	Account Description	2020 Actual Amount	2021 Actual Amount	2022 Adopted Budget	2022 Amended Budget	FY23 Proposed
70.72.320.0000.546.00	Equipment Maintenance General	6,776.7700	12,067.4600	12,700.0000	12,700.0000	12,700.0000
	Account Classification Total: OSERV - Outside Services	$8,839.28	$13,937.02	$15,075.00	$15,075.00	$15,075.00
MATSUP - Materials & Supplies						
70.72.320.0000.565.10	Operating Supplies Motor Fuel	11,336.4200	7,711.3400	12,500.0000	12,500.0000	12,500.0000
70.72.320.0000.565.15	Operating Supplies Tools & Equipment	370.6900	2,495.1900	2,750.0000	2,750.0000	5,000.0000
70.72.320.0000.572.20	Vehicle Maintenance Supplies Water & Sewer	7,385.8100	6,687.7200	7,000.0000	7,000.0000	7,000.0000
	Account Classification Total: MATSUP - Materials & Supplies	$19,092.92	$16,894.25	$22,250.00	$22,250.00	$24,500.00
	Program Total: 0000 - Non Program	$70,541.68	$74,709.30	$105,793.38	$105,793.38	$120,258.00
	Division Total: 320 - Vehicle Maintenance Division	$70,541.68	$74,709.30	$105,793.38	$105,793.38	$120,258.00
Division:	**330 - Facilities Management Division**					
Program:	**0000 - Non Program**					
OSERV - Outside Services						
70.72.330.0000.523.50	Other Services General Engineering	11,295.0000	0.0000	0.0000	0.0000	0.0000
70.72.330.0000.545.55	Maintenance Contract Public Works Facility	7,868.2200	3,143.6600	4,578.0000	4,578.0000	4,617.0000
70.72.330.0000.548.10	Streets & Alley Maintenance Services Dumping	450.0000	1,101.2500	3,500.0000	3,500.0000	3,500.0000
70.72.330.0000.550.15	Building and Grounds Maintenance Public Works Facility	2,254.9300	1,823.6700	1,278.0000	1,278.0000	1,306.0000
70.72.330.0000.553.00	Maintenance Services Sewer System General	46,875.8600	3,450.0000	0.0000	0.0000	0.0000
	Account Classification Total: OSERV - Outside Services	$68,744.01	$9,518.58	$9,356.00	$9,356.00	$9,423.00
MATSUP - Materials & Supplies						
70.72.330.0000.565.20	Operating Supplies Safety	664.1000	688.3200	2,000.0000	2,000.0000	2,000.0000
70.72.330.0000.585.15	Building & Grounds Supplies Public Works Facility	898.5000	1,333.0100	2,000.0000	2,000.0000	2,000.0000
	Account Classification Total: MATSUP - Materials & Supplies	$1,562.60	$2,021.33	$4,000.00	$4,000.00	$4,000.00
	Program Total: 0000 - Non Program	$70,306.61	$11,539.91	$13,356.00	$13,356.00	$13,423.00
Program:	**8000 - Chestnut Crossing Lift Station**					
OSERV - Outside Services						
70.72.330.8000.545.05	Maintenance Contract Equipment	0.0000	1,840.5000	500.0000	500.0000	500.0000
70.72.330.8000.550.40	Building and Grounds Maintenance Lift Stations	0.0000	0.0000	10.0000	10.0000	10.0000
	Account Classification Total: OSERV - Outside Services	$0.00	$1,840.50	$510.00	$510.00	$510.00
MATSUP - Materials & Supplies						
70.72.330.8000.585.60	Building & Grounds Supplies Lift Stations	0.0000	0.0000	10.0000	10.0000	10.0000
	Account Classification Total: MATSUP - Materials & Supplies	$0.00	$0.00	$10.00	$10.00	$10.00
	Program Total: 8000 - Chestnut Crossing Lift Station	$0.00	$1,840.50	$520.00	$520.00	$520.00
Program:	**8001 - Oak Tree Lift Station**					
OSERV - Outside Services						
70.72.330.8001.545.05	Maintenance Contract Equipment	11.5000	14,051.0000	500.0000	500.0000	500.0000
70.72.330.8001.550.40	Building and Grounds Maintenance Lift Stations	0.0000	0.0000	10.0000	10.0000	10.0000
	Account Classification Total: OSERV - Outside Services	$11.50	$14,051.00	$510.00	$510.00	$510.00
MATSUP - Materials & Supplies						
70.72.330.8001.585.60	Building & Grounds Supplies Lift Stations	0.0000	0.0000	10.0000	10.0000	10.0000
	Account Classification Total: MATSUP - Materials & Supplies	$0.00	$0.00	$10.00	$10.00	$10.00
	Program Total: 8001 - Oak Tree Lift Station	$11.50	$14,051.00	$520.00	$520.00	$520.00
Program:	**8002 - Eagle Ridge Lift Station**					
OSERV - Outside Services						
70.72.330.8002.545.05	Maintenance Contract Equipment	536.5000	12.0000	500.0000	500.0000	500.0000
70.72.330.8002.550.40	Building and Grounds Maintenance Lift Stations	0.0000	0.0000	10.0000	10.0000	10.0000
	Account Classification Total: OSERV - Outside Services	$536.50	$12.00	$510.00	$510.00	$510.00
MATSUP - Materials & Supplies						
70.72.330.8002.585.60	Building & Grounds Supplies Lift Stations	0.0000	0.0000	10.0000	10.0000	10.0000
	Account Classification Total: MATSUP - Materials & Supplies	$0.00	$0.00	$10.00	$10.00	$10.00
	Program Total: 8002 - Eagle Ridge Lift Station	$536.50	$12.00	$520.00	$520.00	$520.00
Program:	**8003 - Kohls - Target Lift Station**					
OSERV - Outside Services						
70.72.330.8003.545.05	Maintenance Contract Equipment	7,101.7500	0.0000	500.0000	500.0000	500.0000
70.72.330.8003.550.40	Building and Grounds Maintenance Lift Stations	0.0000	294.7200	10.0000	10.0000	10.0000
	Account Classification Total: OSERV - Outside Services	$7,101.75	$294.72	$510.00	$510.00	$510.00

G/L Account Number	Account Description	2020 Actual Amount	2021 Actual Amount	2022 Adopted Budget	2022 Amended Budget	FY23 Proposed
MATSUP - Materials & Supplies						
70.72.330.8003.585.60	Building & Grounds Supplies Lift Stations	0.0000	0.0000	10.0000	10.0000	10.0000
	Account Classification Total: MATSUP - Materials & Supplies	$0.00	$0.00	$10.00	$10.00	$10.00
	Program Total: 8003 - Kohls - Target Lift Station	$7,101.75	$294.72	$520.00	$520.00	$520.00
Program:	**8004 - Glens of Connemara Lift Station**					
OSERV - Outside Services						
70.72.330.8004.545.05	Maintenance Contract Equipment	2,771.4000	12.0000	500.0000	500.0000	500.0000
70.72.330.8004.550.40	Building and Grounds Maintenance Lift Stations	0.0000	2,039.0000	10.0000	10.0000	10.0000
	Account Classification Total: OSERV - Outside Services	$2,771.40	$2,051.00	$510.00	$510.00	$510.00
MATSUP - Materials & Supplies						
70.72.330.8004.585.60	Building & Grounds Supplies Lift Stations	0.0000	0.0000	10.0000	10.0000	10.0000
	Account Classification Total: MATSUP - Materials & Supplies	$0.00	$0.00	$10.00	$10.00	$10.00
	Program Total: 8004 - Glens of Connemara Lift Station	$2,771.40	$2,051.00	$520.00	$520.00	$520.00
Program:	**8005 - Ruffled Feathers Lift Station**					
OSERV - Outside Services						
70.72.330.8005.545.05	Maintenance Contract Equipment	31,453.0200	5,987.0000	500.0000	500.0000	33,000.0000
70.72.330.8005.550.40	Building and Grounds Maintenance Lift Stations	0.0000	3,146.0000	10.0000	10.0000	10.0000
	Account Classification Total: OSERV - Outside Services	$31,453.02	$9,133.00	$510.00	$510.00	$33,010.00
MATSUP - Materials & Supplies						
70.72.330.8005.585.60	Building & Grounds Supplies Lift Stations	0.0000	0.0000	10.0000	10.0000	10.0000
	Account Classification Total: MATSUP - Materials & Supplies	$0.00	$0.00	$10.00	$10.00	$10.00
	Program Total: 8005 - Ruffled Feathers Lift Station	$31,453.02	$9,133.00	$520.00	$520.00	$33,020.00
Program:	**8006 - Harpers Grove Lift Station**					
OSERV - Outside Services						
70.72.330.8006.545.05	Maintenance Contract Equipment	4,328.0000	2,587.0000	500.0000	500.0000	22,000.0000
70.72.330.8006.550.40	Building and Grounds Maintenance Lift Stations	36.0400	0.0000	10.0000	10.0000	10.0000
	Account Classification Total: OSERV - Outside Services	$4,364.04	$2,587.00	$510.00	$510.00	$22,010.00
MATSUP - Materials & Supplies						
70.72.330.8006.585.60	Building & Grounds Supplies Lift Stations	12.2100	0.0000	10.0000	10.0000	10.0000
	Account Classification Total: MATSUP - Materials & Supplies	$12.21	$0.00	$10.00	$10.00	$10.00
	Program Total: 8006 - Harpers Grove Lift Station	$4,376.25	$2,587.00	$520.00	$520.00	$22,020.00
Program:	**8007 - Keepataw Trails Lift Station**					
OSERV - Outside Services						
70.72.330.8007.545.05	Maintenance Contract Equipment	16,160.9500	11,431.5000	500.0000	500.0000	500.0000
70.72.330.8007.550.40	Building and Grounds Maintenance Lift Stations	0.0000	0.0000	10.0000	10.0000	10.0000
	Account Classification Total: OSERV - Outside Services	$16,160.95	$11,431.50	$510.00	$510.00	$510.00
MATSUP - Materials & Supplies						
70.72.330.8007.585.60	Building & Grounds Supplies Lift Stations	14.3500	0.0000	10.0000	10.0000	10.0000
	Account Classification Total: MATSUP - Materials & Supplies	$14.35	$0.00	$10.00	$10.00	$10.00
	Program Total: 8007 - Keepataw Trails Lift Station	$16,175.30	$11,431.50	$520.00	$520.00	$520.00
Program:	**8008 - Smith Farms Lift Station**					
OSERV - Outside Services						
70.72.330.8008.545.05	Maintenance Contract Equipment	3,806.5000	214.5000	500.0000	500.0000	500.0000
70.72.330.8008.550.40	Building and Grounds Maintenance Lift Stations	0.0000	0.0000	10.0000	10.0000	10.0000
	Account Classification Total: OSERV - Outside Services	$3,806.50	$214.50	$510.00	$510.00	$510.00
MATSUP - Materials & Supplies						
70.72.330.8008.585.60	Building & Grounds Supplies Lift Stations	4.4900	0.0000	10.0000	10.0000	10.0000
	Account Classification Total: MATSUP - Materials & Supplies	$4.49	$0.00	$10.00	$10.00	$10.00
	Program Total: 8008 - Smith Farms Lift Station	$3,810.99	$214.50	$520.00	$520.00	$520.00
Program:	**8009 - Main Street Lift Station**					
OSERV - Outside Services						
70.72.330.8009.545.05	Maintenance Contract Equipment	4,675.7000	1,360.2500	500.0000	500.0000	30,000.0000
70.72.330.8009.550.40	Building and Grounds Maintenance Lift Stations	0.0000	161.2500	10.0000	10.0000	10.0000
	Account Classification Total: OSERV - Outside Services	$4,675.70	$1,521.50	$510.00	$510.00	$30,010.00
MATSUP - Materials & Supplies						

G/L Account Number	Account Description	2020 Actual Amount	2021 Actual Amount	2022 Adopted Budget	2022 Amended Budget	FY23 Proposed
70.72.330.8009.585.60	Building & Grounds Supplies Lift Stations	0.0000	0.0000	10.0000	10.0000	10.0000
	Account Classification Total: MATSUP - Materials & Supplies	$0.00	$0.00	$10.00	$10.00	$10.00
	Program Total: 8009 - Main Street Lift Station	$4,675.70	$1,521.50	$520.00	$520.00	$30,020.00
Program:	**8010 - Catherine St Lift Station**					
OSERV - Outside Services						
70.72.330.8010.545.05	Maintenance Contract Equipment	0.0000	5,967.0000	500.0000	500.0000	500.0000
70.72.330.8010.550.40	Building and Grounds Maintenance Lift Stations	0.0000	0.0000	10.0000	10.0000	10.0000
	Account Classification Total: OSERV - Outside Services	$0.00	$5,967.00	$510.00	$510.00	$510.00
MATSUP - Materials & Supplies						
70.72.330.8010.585.60	Building & Grounds Supplies Lift Stations	0.0000	0.0000	10.0000	10.0000	10.0000
	Account Classification Total: MATSUP - Materials & Supplies	$0.00	$0.00	$10.00	$10.00	$10.00
	Program Total: 8010 - Catherine St Lift Station	$0.00	$5,967.00	$520.00	$520.00	$520.00
	Division Total: 330 - Facilities Management Division	$141,219.02	$60,643.63	$19,076.00	$19,076.00	$102,643.00
Division:	**370 - Sanitary Sewer**					
Program:	**0000 - Non Program**					
PSER - Personnel Services						
70.72.370.0000.500.01	Salaries Regular Salaries	288,938.4700	309,602.5300	332,795.5800	332,795.5800	385,061.4800
70.72.370.0000.500.02	Salaries Overtime	6,666.9100	8,440.0100	0.0000	0.0000	0.0000
70.72.370.0000.500.04	Salaries Part-Time	12,364.7400	9,084.3400	19,622.1200	19,622.1200	17,527.0000
70.72.370.0000.510.10	Fringe Benefits Medicare	0.0000	0.0000	0.0000	0.0000	5,868.8400
70.72.370.0000.510.12	Fringe Benefits Social Security	0.0000	0.0000	0.0000	0.0000	25,098.1600
70.72.370.0000.510.15	Fringe Benefits IMRF Er Contribution	0.0000	0.0000	0.0000	0.0000	42,557.9200
70.72.370.0000.510.25	Fringe Benefits Medical/Dental Insurance	63,068.6000	60,580.8600	63,961.9200	63,961.9200	56,737.6400
70.72.370.0000.510.30	Fringe Benefits Vision Insurance	364.6900	371.4900	351.6000	351.6000	422.7200
70.72.370.0000.510.40	Fringe Benefits Life Insurance	712.6500	777.0600	685.6800	685.6800	854.0000
70.72.370.0000.510.46	Fringe Benefits Phone Allowance	0.0000	17.3100	0.0000	0.0000	0.0000
70.72.370.0000.510.70	Fringe Benefits Other Benefits	183.7000	92.7900	0.0000	0.0000	0.0000
	Account Classification Total: PSER - Personnel Services	$372,299.76	$388,966.39	$417,416.90	$417,416.90	$534,127.76
OSERV - Outside Services						
70.72.370.0000.523.50	Other Services General Engineering	0.0000	8,935.3900	37,000.0000	37,000.0000	37,000.0000
70.72.370.0000.523.80	Other Services MWRD	0.0000	169.0000	30,000.0000	30,000.0000	30,000.0000
70.72.370.0000.523.85	Other Services NPDES	24,911.3000	24,960.0000	25,000.0000	25,000.0000	25,000.0000
70.72.370.0000.525.15	Communications Cell Phones	843.3600	3,199.3400	2,500.0000	2,500.0000	3,750.0000
70.72.370.0000.545.05	Maintenance Contract Equipment	161.2500	0.0000	0.0000	0.0000	0.0000
70.72.370.0000.553.00	Maintenance Services Sewer System General	1,037.9100	10,724.2100	76,000.0000	76,000.0000	76,000.0000
70.72.370.0000.570.20	Maintenance Supplies Sewer System	1,933.9600	5,236.3000	15,000.0000	15,000.0000	15,000.0000
	Account Classification Total: OSERV - Outside Services	$28,887.78	$53,224.24	$185,500.00	$185,500.00	$186,750.00
MATSUP - Materials & Supplies						
70.72.370.0000.562.00	Uniforms Full Time Employees	2,608.1100	2,602.8200	3,500.0000	3,500.0000	3,750.0000
70.72.370.0000.565.15	Operating Supplies Tools & Equipment	3,184.5700	4,316.9500	5,500.0000	5,500.0000	7,000.0000
	Account Classification Total: MATSUP - Materials & Supplies	$5,792.68	$6,919.77	$9,000.00	$9,000.00	$10,750.00
	Program Total: 0000 - Non Program	$406,980.22	$449,110.40	$611,916.90	$611,916.90	$731,627.76
Program:	**8020 - Well #3**					
OSERV - Outside Services						
70.72.370.8020.523.80	Other Services MWRD	880.4100	889.9400	5,000.0000	5,000.0000	1,000.0000
	Account Classification Total: OSERV - Outside Services	$880.41	$889.94	$5,000.00	$5,000.00	$1,000.00
	Program Total: 8020 - Well #3	$880.41	$889.94	$5,000.00	$5,000.00	$1,000.00
Program:	**8021 - Well #4**					
OSERV - Outside Services						
70.72.370.8021.523.80	Other Services MWRD	338.2200	343.4100	5,000.0000	5,000.0000	1,000.0000
	Account Classification Total: OSERV - Outside Services	$338.22	$343.41	$5,000.00	$5,000.00	$1,000.00
	Program Total: 8021 - Well #4	$338.22	$343.41	$5,000.00	$5,000.00	$1,000.00
Program:	**8022 - Well #5**					
OSERV - Outside Services						
70.72.370.8022.523.80	Other Services MWRD	577.5600	586.7500	5,000.0000	5,000.0000	1,000.0000

G/L Account Number	Account Description	2020 Actual Amount	2021 Actual Amount	2022 Adopted Budget	2022 Amended Budget	FY23 Proposed
Account Classification Total: OSERV - Outside Services		$577.56	$586.75	$5,000.00	$5,000.00	$1,000.00
Program Total: 8022 - Well #5		$577.56	$586.75	$5,000.00	$5,000.00	$1,000.00
Program: 8023 - Well #6						
OSERV - Outside Services						
70.72.370.8023.523.80	Other Services MWRD	2,117.7300	2,150.1900	5,000.0000	5,000.0000	5,000.0000
Account Classification Total: OSERV - Outside Services		$2,117.73	$2,150.19	$5,000.00	$5,000.00	$5,000.00
Program Total: 8023 - Well #6		$2,117.73	$2,150.19	$5,000.00	$5,000.00	$5,000.00
Division Total: 370 - Sanitary Sewer		$410,894.14	$453,080.69	$631,916.90	$631,916.90	$739,627.76
Division: 390 - Utilities						
Program: 0000 - Non Program						
OSERV - Outside Services						
70.72.390.0000.525.10	Communications Telephone	0.0000	92.5900	0.0000	0.0000	0.0000
Account Classification Total: OSERV - Outside Services		$0.00	$92.59	$0.00	$0.00	$0.00
Program Total: 0000 - Non Program		$0.00	$92.59	$0.00	$0.00	$0.00
Program: 8000 - Chestnut Crossing Lift Station						
OSERV - Outside Services						
70.72.390.8000.525.10	Communications Telephone	3,132.6300	4,560.6200	4,500.0000	4,500.0000	750.0000
Account Classification Total: OSERV - Outside Services		$3,132.63	$4,560.62	$4,500.00	$4,500.00	$750.00
MATSUP - Materials & Supplies						
70.72.390.8000.575.15	Natural Gas Expense Lift Stations	400.0300	434.8600	400.0000	400.0000	600.0000
70.72.390.8000.580.30	Electric Expense Lift Stations	2,394.4300	1,680.8600	2,500.0000	2,500.0000	2,500.0000
Account Classification Total: MATSUP - Materials & Supplies		$2,794.46	$2,115.72	$2,900.00	$2,900.00	$3,100.00
Program Total: 8000 - Chestnut Crossing Lift Station		$5,927.09	$6,676.34	$7,400.00	$7,400.00	$3,850.00
Program: 8001 - Oak Tree Lift Station						
OSERV - Outside Services						
70.72.390.8001.525.10	Communications Telephone	2,805.2300	4,430.0500	4,800.0000	4,800.0000	1,000.0000
Account Classification Total: OSERV - Outside Services		$2,805.23	$4,430.05	$4,800.00	$4,800.00	$1,000.00
MATSUP - Materials & Supplies						
70.72.390.8001.575.15	Natural Gas Expense Lift Stations	404.5500	522.9500	400.0000	400.0000	600.0000
70.72.390.8001.580.30	Electric Expense Lift Stations	2,365.9700	1,742.4500	2,500.0000	2,500.0000	2,500.0000
Account Classification Total: MATSUP - Materials & Supplies		$2,770.52	$2,265.40	$2,900.00	$2,900.00	$3,100.00
Program Total: 8001 - Oak Tree Lift Station		$5,575.75	$6,695.45	$7,700.00	$7,700.00	$4,100.00
Program: 8002 - Eagle Ridge Lift Station						
OSERV - Outside Services						
70.72.390.8002.525.10	Communications Telephone	4,052.2500	5,442.7700	5,500.0000	5,500.0000	1,000.0000
Account Classification Total: OSERV - Outside Services		$4,052.25	$5,442.77	$5,500.00	$5,500.00	$1,000.00
MATSUP - Materials & Supplies						
70.72.390.8002.575.15	Natural Gas Expense Lift Stations	475.2200	390.3700	400.0000	400.0000	600.0000
70.72.390.8002.580.30	Electric Expense Lift Stations	1,301.5000	1,012.3600	1,500.0000	1,500.0000	1,500.0000
Account Classification Total: MATSUP - Materials & Supplies		$1,776.72	$1,402.73	$1,900.00	$1,900.00	$2,100.00
Program Total: 8002 - Eagle Ridge Lift Station		$5,828.97	$6,845.50	$7,400.00	$7,400.00	$3,100.00
Program: 8003 - Kohls - Target Lift Station						
OSERV - Outside Services						
70.72.390.8003.525.10	Communications Telephone	1,495.9400	2,095.4400	2,500.0000	2,500.0000	1,000.0000
Account Classification Total: OSERV - Outside Services		$1,495.94	$2,095.44	$2,500.00	$2,500.00	$1,000.00
MATSUP - Materials & Supplies						
70.72.390.8003.575.15	Natural Gas Expense Lift Stations	438.7300	391.0100	400.0000	400.0000	600.0000
70.72.390.8003.580.30	Electric Expense Lift Stations	2,650.0400	1,789.3600	2,500.0000	2,500.0000	2,500.0000
Account Classification Total: MATSUP - Materials & Supplies		$3,088.77	$2,180.37	$2,900.00	$2,900.00	$3,100.00
Program Total: 8003 - Kohls - Target Lift Station		$4,584.71	$4,275.81	$5,400.00	$5,400.00	$4,100.00
Program: 8004 - Glens of Connemara Lift Station						
OSERV - Outside Services						
70.72.390.8004.525.10	Communications Telephone	2,773.4800	4,329.9700	4,200.0000	4,200.0000	1,500.0000
Account Classification Total: OSERV - Outside Services		$2,773.48	$4,329.97	$4,200.00	$4,200.00	$1,500.00
MATSUP - Materials & Supplies						

G/L Account Number	Account Description	2020 Actual Amount	2021 Actual Amount	2022 Adopted Budget	2022 Amended Budget	FY23 Proposed
70.72.390.8004.575.15	Natural Gas Expense Lift Stations	406.9700	418.1300	400.0000	400.0000	600.0000
70.72.390.8004.580.30	Electric Expense Lift Stations	2,901.0100	2,097.2000	2,500.0000	2,500.0000	2,500.0000
Account Classification Total: MATSUP - Materials & Supplies		$3,307.98	$2,515.33	$2,900.00	$2,900.00	$3,100.00
Program Total: 8004 - Glens of Connemara Lift Station		$6,081.46	$6,845.30	$7,100.00	$7,100.00	$4,600.00
Program: 8005 - Ruffled Feathers Lift Station						
OSERV - Outside Services						
70.72.390.8005.525.10	Communications Telephone	2,624.9400	4,412.3000	4,600.0000	4,600.0000	1,200.0000
Account Classification Total: OSERV - Outside Services		$2,624.94	$4,412.30	$4,600.00	$4,600.00	$1,200.00
MATSUP - Materials & Supplies						
70.72.390.8005.575.15	Natural Gas Expense Lift Stations	1,444.8700	1,152.2700	1,500.0000	1,500.0000	1,800.0000
70.72.390.8005.580.30	Electric Expense Lift Stations	8,734.2100	5,277.0500	7,500.0000	7,500.0000	7,500.0000
Account Classification Total: MATSUP - Materials & Supplies		$10,179.08	$6,429.32	$9,000.00	$9,000.00	$9,300.00
Program Total: 8005 - Ruffled Feathers Lift Station		$12,804.02	$10,841.62	$13,600.00	$13,600.00	$10,500.00
Program: 8006 - Harpers Grove Lift Station						
OSERV - Outside Services						
70.72.390.8006.525.10	Communications Telephone	4,081.8600	5,560.9700	5,400.0000	5,400.0000	1,800.0000
Account Classification Total: OSERV - Outside Services		$4,081.86	$5,560.97	$5,400.00	$5,400.00	$1,800.00
MATSUP - Materials & Supplies						
70.72.390.8006.575.15	Natural Gas Expense Lift Stations	447.5400	399.7800	400.0000	400.0000	600.0000
70.72.390.8006.580.30	Electric Expense Lift Stations	780.9300	613.5300	2,000.0000	2,000.0000	2,000.0000
Account Classification Total: MATSUP - Materials & Supplies		$1,228.47	$1,013.31	$2,400.00	$2,400.00	$2,600.00
Program Total: 8006 - Harpers Grove Lift Station		$5,310.33	$6,574.28	$7,800.00	$7,800.00	$4,400.00
Program: 8007 - Keepataw Trails Lift Station						
OSERV - Outside Services						
70.72.390.8007.525.10	Communications Telephone	2,625.2400	4,314.7000	4,000.0000	4,000.0000	600.0000
Account Classification Total: OSERV - Outside Services		$2,625.24	$4,314.70	$4,000.00	$4,000.00	$600.00
MATSUP - Materials & Supplies						
70.72.390.8007.575.15	Natural Gas Expense Lift Stations	495.8700	431.9100	500.0000	500.0000	700.0000
70.72.390.8007.580.30	Electric Expense Lift Stations	2,771.3300	2,187.8300	2,500.0000	2,500.0000	2,500.0000
Account Classification Total: MATSUP - Materials & Supplies		$3,267.20	$2,619.74	$3,000.00	$3,000.00	$3,200.00
Program Total: 8007 - Keepataw Trails Lift Station		$5,892.44	$6,934.44	$7,000.00	$7,000.00	$3,800.00
Program: 8008 - Smith Farms Lift Station						
OSERV - Outside Services						
70.72.390.8008.525.10	Communications Telephone	1,046.5900	1,531.7100	1,400.0000	1,400.0000	1,800.0000
Account Classification Total: OSERV - Outside Services		$1,046.59	$1,531.71	$1,400.00	$1,400.00	$1,800.00
MATSUP - Materials & Supplies						
70.72.390.8008.575.15	Natural Gas Expense Lift Stations	434.9300	390.9700	500.0000	500.0000	600.0000
70.72.390.8008.580.30	Electric Expense Lift Stations	1,004.4500	682.9400	1,000.0000	1,000.0000	1,000.0000
Account Classification Total: MATSUP - Materials & Supplies		$1,439.38	$1,073.91	$1,500.00	$1,500.00	$1,600.00
Program Total: 8008 - Smith Farms Lift Station		$2,485.97	$2,605.62	$2,900.00	$2,900.00	$3,400.00
Program: 8009 - Main Street Lift Station						
OSERV - Outside Services						
70.72.390.8009.525.10	Communications Telephone	200.4500	240.5400	600.0000	600.0000	600.0000
Account Classification Total: OSERV - Outside Services		$200.45	$240.54	$600.00	$600.00	$600.00
MATSUP - Materials & Supplies						
70.72.390.8009.580.30	Electric Expense Lift Stations	539.3500	1,579.0600	1,000.0000	1,000.0000	1,500.0000
Account Classification Total: MATSUP - Materials & Supplies		$539.35	$1,579.06	$1,000.00	$1,000.00	$1,500.00
Program Total: 8009 - Main Street Lift Station		$739.80	$1,819.60	$1,600.00	$1,600.00	$2,100.00
Division Total: 390 - Utilities		$55,230.54	$60,206.55	$67,900.00	$67,900.00	$43,950.00
Department Total: 72 - Sewer		$945,122.43	$939,053.11	$1,122,051.30	$1,122,051.30	$1,354,919.03
Department: 93 - Water & Sewer Capital						
Division: 500 - Capital						
Program: 0000 - Non Program						
CAP - Capital Outlay						
70.93.500.0000.604.05	Infrastructure Engineering	330,222.7900	221,029.8000	290,500.0000	290,500.0000	518,000.0000

G/L Account Number	Account Description	2020 Actual Amount	2021 Actual Amount	2022 Adopted Budget	2022 Amended Budget	FY23 Proposed
70.93.500.0000.604.10	Infrastructure Construction	1,325,558.2700	1,484,462.4000	1,933,000.0000	2,059,504.0000	5,910,000.0000
70.93.500.0000.604.90	Infrastructure Infrastructure Contra Account	(1,458,717.2200)	(1,531,864.0900)	0.0000	0.0000	0.0000
70.93.500.0000.608.05	Capital Outlay Vehicles Capitalized Assets	0.0000	62,804.1600	176,415.0000	343,702.0000	0.0000
70.93.500.0000.608.10	Capital Outlay Vehicles Small Inventory Assets	0.0000	0.0000	2,687.0000	2,687.0000	0.0000
70.93.500.0000.608.90	Capital Outlay Vehicles Contra Account	(90,446.0900)	(105,456.7100)	0.0000	0.0000	0.0000
70.93.500.0000.610.05	Capital Outlay Machinery & Equipment Capitalized Asset	0.0000	0.0000	25,942.0000	25,942.0000	145,000.0000
70.93.500.0000.610.10	Capital Outlay Machinery & Equipment Small Inventory Asset	59,392.1100	119,813.0200	80,000.0000	80,000.0000	83,500.0000
70.93.500.0000.612.10	Capital Outlay Office Equipment Small Inventory Asset	0.0000	0.0000	0.0000	0.0000	11,000.0000
70.93.500.0000.800.00	Depreciation Expense Current Year	1,231,805.7700	1,247,825.5000	0.0000	0.0000	0.0000
	Account Classification Total: CAP - Capital Outlay	$1,397,815.63	$1,498,614.08	$2,508,544.00	$2,802,335.00	$6,667,500.00
OTHER - Other Expenses						
70.93.500.0000.820.00	Loss on Disposal Fixed Assets	(4,500.0000)	(2,014.6700)	0.0000	0.0000	0.0000
	Account Classification Total: OTHER - Other Expenses	($4,500.00)	($2,014.67)	$0.00	$0.00	$0.00
DS - Debt Service						
70.93.500.0000.700.20	Principal Payment Capital Lease	75,443.8000	42,652.5200	0.0000	0.0000	0.0000
70.93.500.0000.705.20	Interest Payment Capital Leases	1,027.2600	2,068.2200	0.0000	0.0000	0.0000
	Account Classification Total: DS - Debt Service	$76,471.06	$44,720.74	$0.00	$0.00	$0.00
	Program Total: 0000 - Non Program	$1,469,786.69	$1,541,320.15	$2,508,544.00	$2,802,335.00	$6,667,500.00
Program: 5045 - Lemont East-Bell Road W&S Ext						
OSERV - Outside Services						
70.93.500.5045.523.50	Other Services General Engineering	1,717.2000	3,231.7200	0.0000	0.0000	0.0000
	Account Classification Total: OSERV - Outside Services	$1,717.20	$3,231.72	$0.00	$0.00	$0.00
	Program Total: 5045 - Lemont East-Bell Road W&S Ext	$1,717.20	$3,231.72	$0.00	$0.00	$0.00
	Division Total: 500 - Capital	$1,471,503.89	$1,544,551.87	$2,508,544.00	$2,802,335.00	$6,667,500.00
	Department Total: 93 - Water & Sewer Capital	$1,471,503.89	$1,544,551.87	$2,508,544.00	$2,802,335.00	$6,667,500.00
	EXPENSES Total	$5,685,300.90	$5,294,897.77	$7,393,644.48	$8,073,528.48	$12,503,158.46
	Fund REVENUE Total: 70 - Water & Sewer Fund	$6,029,289.97	$6,714,523.38	$7,393,644.00	$7,773,644.00	$12,503,218.00
	Fund EXPENSE Total: 70 - Water & Sewer Fund	$5,685,300.90	$5,294,897.77	$7,393,644.48	$8,073,528.48	$12,503,158.46
	Fund Total: 70 - Water & Sewer Fund	$343,989.07	$1,419,625.61	($0.48)	($299,884.48)	$59.54
Fund: 74 - Parking Garage Fund						
REVENUES						
Department: 01 - Revenues						
Division: 000 - Non Division						
Program: 0000 - Non Program						
L&P - Licenses and Permits						
74.01.000.0000.436.05	Parking Fees Permits	1,918.5000	228.0000	0.0000	0.0000	0.0000
74.01.000.0000.438.00	Parking Condo Assessments	25,032.4800	25,032.4800	0.0000	0.0000	0.0000
	Account Classification Total: L&P - Licenses and Permits	$26,950.98	$25,260.48	$0.00	$0.00	$0.00
OTH - Other Financing Sources						
74.01.000.0000.482.10	Interfund Transfer In General Fund	16,000.0000	50,000.0000	0.0000	0.0000	0.0000
	Account Classification Total: OTH - Other Financing Sources	$16,000.00	$50,000.00	$0.00	$0.00	$0.00
	Program Total: 0000 - Non Program	$42,950.98	$75,260.48	$0.00	$0.00	$0.00
	Division Total: 000 - Non Division	$42,950.98	$75,260.48	$0.00	$0.00	$0.00
	Department Total: 01 - Revenues	$42,950.98	$75,260.48	$0.00	$0.00	$0.00
Department: 15 - Finance						
Division: 950 - interfund						
Program: 0000 - Non Program						
OTH - Other Financing Sources						
74.15.950.0000.482.10	Interfund Transfer In General Fund	438,454.0000	0.0000	0.0000	0.0000	0.0000
	Account Classification Total: OTH - Other Financing Sources	$438,454.00	$0.00	$0.00	$0.00	$0.00
	Program Total: 0000 - Non Program	$438,454.00	$0.00	$0.00	$0.00	$0.00
	Division Total: 950 - interfund	$438,454.00	$0.00	$0.00	$0.00	$0.00
	Department Total: 15 - Finance	$438,454.00	$0.00	$0.00	$0.00	$0.00
	REVENUES Total	$481,404.98	$75,260.48	$0.00	$0.00	$0.00

G/L Account Number	Account Description	2020 Actual Amount	2021 Actual Amount	2022 Adopted Budget	2022 Amended Budget	FY23 Proposed
EXPENSES						
Department: 25 - Public Works						
Division: 330 - Facilities Management Division						
Program: 0000 - Non Program						
OSERV - Outside Services						
74.25.330.0000.550.30	Building and Grounds Maintenance Parking Garage	24,712.3700	43,662.6200	0.0000	0.0000	0.0000
Account Classification Total: OSERV - Outside Services		$24,712.37	$43,662.62	$0.00	$0.00	$0.00
MATSUP - Materials & Supplies						
74.25.330.0000.545.30	Maintenance Contract Parking Garage	16,314.6900	21,425.2500	0.0000	0.0000	0.0000
Account Classification Total: MATSUP - Materials & Supplies		$16,314.69	$21,425.25	$0.00	$0.00	$0.00
Program Total: 0000 - Non Program		$41,027.06	$65,087.87	$0.00	$0.00	$0.00
Division Total: 330 - Facilities Management Division		$41,027.06	$65,087.87	$0.00	$0.00	$0.00
Division: 390 - Utilities						
Program: 0000 - Non Program						
OSERV - Outside Services						
74.25.390.0000.580.15	Electric Expense Parking Garage Lighting	8,650.7300	7,039.1400	0.0000	0.0000	0.0000
Account Classification Total: OSERV - Outside Services		$8,650.73	$7,039.14	$0.00	$0.00	$0.00
Program Total: 0000 - Non Program		$8,650.73	$7,039.14	$0.00	$0.00	$0.00
Division Total: 390 - Utilities		$8,650.73	$7,039.14	$0.00	$0.00	$0.00
Department Total: 25 - Public Works		$49,677.79	$72,127.01	$0.00	$0.00	$0.00
Department: 50 - Information Technology						
Division: 001 - Administration						
Program: 0000 - Non Program						
OSERV - Outside Services						
74.50.001.0000.525.25	Communications Internet Service	4,184.6200	5,067.9200	0.0000	0.0000	0.0000
Account Classification Total: OSERV - Outside Services		$4,184.62	$5,067.92	$0.00	$0.00	$0.00
Program Total: 0000 - Non Program		$4,184.62	$5,067.92	$0.00	$0.00	$0.00
Division Total: 001 - Administration		$4,184.62	$5,067.92	$0.00	$0.00	$0.00
Division: 500 - Capital						
Program: 0000 - Non Program						
OSERV - Outside Services						
74.50.500.0000.545.05	Maintenance Contract Equipment	3,720.0000	0.0000	0.0000	0.0000	0.0000
Account Classification Total: OSERV - Outside Services		$3,720.00	$0.00	$0.00	$0.00	$0.00
Program Total: 0000 - Non Program		$3,720.00	$0.00	$0.00	$0.00	$0.00
Division Total: 500 - Capital		$3,720.00	$0.00	$0.00	$0.00	$0.00
Department Total: 50 - Information Technology		$7,904.62	$5,067.92	$0.00	$0.00	$0.00
Department: 94 - Parking Capital						
Division: 500 - Capital						
Program: 0000 - Non Program						
CAP - Capital Outlay						
74.94.500.0000.610.05	Capital Outlay Machinery & Equipment Capitalized Asset	131,536.2000	309,843.2100	0.0000	0.0000	0.0000
74.94.500.0000.610.10	Capital Outlay Machinery & Equipment Small Inventory Asset	0.0000	115.0000	0.0000	0.0000	0.0000
Account Classification Total: CAP - Capital Outlay		$131,536.20	$309,958.21	$0.00	$0.00	$0.00
Program Total: 0000 - Non Program		$131,536.20	$309,958.21	$0.00	$0.00	$0.00
Division Total: 500 - Capital		$131,536.20	$309,958.21	$0.00	$0.00	$0.00
Department Total: 94 - Parking Capital		$131,536.20	$309,958.21	$0.00	$0.00	$0.00
EXPENSES Total		$189,118.61	$387,153.14	$0.00	$0.00	$0.00
Fund REVENUE	Total: 74 - Parking Garage Fund	$481,404.98	$75,260.48	$0.00	$0.00	$0.00
Fund EXPENSE	Total: 74 - Parking Garage Fund	$189,118.61	$387,153.14	$0.00	$0.00	$0.00
Fund Total: 74 - Parking Garage Fund		$292,286.37	($311,892.66)	$0.00	$0.00	$0.00
Fund: 76 - Parking Lot Fund						
REVENUES						
Department: 00 - Non Department						
Division: 000 - Non Division						

G/L Account Number	Account Description	2020 Actual Amount	2021 Actual Amount	2022 Adopted Budget	2022 Amended Budget	FY23 Proposed
Program: 0000 - Non Program						
MISC - Miscellaneous Revenues						
76.00.000.0000.490.00	Reallocated Prior Year Funds Budget Carryover	0.0000	0.0000	8,048.0000	8,048.0000	18,024.0000
Account Classification Total: MISC - Miscellaneous Revenues		$0.00	$0.00	$8,048.00	$8,048.00	$18,024.00
Program Total: 0000 - Non Program		$0.00	$0.00	$8,048.00	$8,048.00	$18,024.00
Division Total: 000 - Non Division		$0.00	$0.00	$8,048.00	$8,048.00	$18,024.00
Department Total: 00 - Non Department		$0.00	$0.00	$8,048.00	$8,048.00	$18,024.00
Department: 01 - Revenues						
Division: 000 - Non Division						
Program: 0000 - Non Program						
F&F - Fines and Fees						
76.01.000.0000.440.05	Fees General	10,959.8900	1,814.8000	3,000.0000	3,000.0000	5,000.0000
Account Classification Total: F&F - Fines and Fees		$10,959.89	$1,814.80	$3,000.00	$3,000.00	$5,000.00
L&P - Licenses and Permits						
76.01.000.0000.436.05	Parking Fees Permits	44,223.0000	20,422.0000	25,000.0000	25,000.0000	0.0000
76.01.000.0000.436.10	Parking Fees Meters	40,971.2000	1,547.9000	15,000.0000	15,000.0000	25,000.0000
Account Classification Total: L&P - Licenses and Permits		$85,194.20	$21,969.90	$40,000.00	$40,000.00	$25,000.00
MISC - Miscellaneous Revenues						
76.01.000.0000.480.90	Other Miscellaneous income	974.6100	0.0000	0.0000	0.0000	0.0000
Account Classification Total: MISC - Miscellaneous Revenues		$974.61	$0.00	$0.00	$0.00	$0.00
Program Total: 0000 - Non Program		$97,128.70	$23,784.70	$43,000.00	$43,000.00	$30,000.00
Division Total: 000 - Non Division		$97,128.70	$23,784.70	$43,000.00	$43,000.00	$30,000.00
Department Total: 01 - Revenues		$97,128.70	$23,784.70	$43,000.00	$43,000.00	$30,000.00
REVENUES Total		$97,128.70	$23,784.70	$51,048.00	$51,048.00	$48,024.00
EXPENSES						
Department: 10 - Administration						
Division: 001 - Administration						
Program: 0000 - Non Program						
OSERV - Outside Services						
76.10.001.0000.520.05	Financial Services Banking	1,548.0000	840.0000	1,500.0000	1,500.0000	0.0000
Account Classification Total: OSERV - Outside Services		$1,548.00	$840.00	$1,500.00	$1,500.00	$0.00
Program Total: 0000 - Non Program		$1,548.00	$840.00	$1,500.00	$1,500.00	$0.00
Division Total: 001 - Administration		$1,548.00	$840.00	$1,500.00	$1,500.00	$0.00
Division: 350 - Parking Operations						
Program: 0000 - Non Program						
OSERV - Outside Services						
76.10.350.0000.523.20	Other Services Custodial	5,033.0000	6,374.3600	3,948.0000	3,948.0000	3,948.0000
76.10.350.0000.525.05	Communications Postage	7.3500	0.0000	0.0000	0.0000	0.0000
76.10.350.0000.525.10	Communications Telephone	2,700.2600	3,169.1100	2,700.0000	2,700.0000	4,000.0000
76.10.350.0000.525.25	Communications Internet Service	1,130.8300	1,033.6600	1,200.0000	1,200.0000	1,800.0000
Account Classification Total: OSERV - Outside Services		$8,871.44	$10,577.13	$7,848.00	$7,848.00	$9,748.00
MATSUP - Materials & Supplies						
76.10.350.0000.565.00	Operating Supplies General	574.3200	574.6200	600.0000	600.0000	600.0000
Account Classification Total: MATSUP - Materials & Supplies		$574.32	$574.62	$600.00	$600.00	$600.00
OTHER - Other Expenses						
76.10.350.0000.558.10	Rent/Lease Parking Lot	3,900.0000	3,900.0000	3,900.0000	3,900.0000	3,900.0000
Account Classification Total: OTHER - Other Expenses		$3,900.00	$3,900.00	$3,900.00	$3,900.00	$3,900.00
Program Total: 0000 - Non Program		$13,345.76	$15,051.75	$12,348.00	$12,348.00	$14,248.00
Division Total: 350 - Parking Operations		$13,345.76	$15,051.75	$12,348.00	$12,348.00	$14,248.00
Department Total: 10 - Administration		$14,893.76	$15,891.75	$13,848.00	$13,848.00	$14,248.00
Department: 20 - Police						
Division: 350 - Parking Operations						
Program: 0000 - Non Program						
PSER - Personnel Services						
76.20.350.0000.500.01	Salaries Regular Salaries	19,693.8400	21,647.4100	21,496.8000	21,496.8000	22,422.4000

G/L Account Number	Account Description	2020 Actual Amount	2021 Actual Amount	2022 Adopted Budget	2022 Amended Budget	FY23 Proposed
76.20.350.0000.510.10	Fringe Benefits Medicare	0.0000	0.0000	0.0000	0.0000	337.7200
76.20.350.0000.510.12	Fringe Benefits Social Security	0.0000	0.0000	0.0000	0.0000	1,444.4200
76.20.350.0000.510.15	Fringe Benefits IMRF Er Contribution	0.0000	0.0000	0.0000	0.0000	2,572.0600
76.20.350.0000.510.25	Fringe Benefits Medical/Dental Insurance	(207.7900)	(670.8600)	875.0400	875.0400	875.0400
76.20.350.0000.510.30	Fringe Benefits Vision Insurance	7.0100	0.0000	0.0000	0.0000	0.0000
76.20.350.0000.510.40	Fringe Benefits Life Insurance	77.7400	84.3300	84.0000	84.0000	84.0000
76.20.350.0000.510.70	Fringe Benefits Other Benefits	49.3400	0.0000	0.0000	0.0000	0.0000
Account Classification Total: PSER - Personnel Services		$19,620.14	$21,060.88	$22,455.84	$22,455.84	$27,735.64
Program Total: 0000 - Non Program		$19,620.14	$21,060.88	$22,455.84	$22,455.84	$27,735.64
Division Total: 350 - Parking Operations		$19,620.14	$21,060.88	$22,455.84	$22,455.84	$27,735.64
Department Total: 20 - Police		$19,620.14	$21,060.88	$22,455.84	$22,455.84	$27,735.64
Department: 25 - Public Works						
Division: 330 - Facilities Management Division						
Program: 0000 - Non Program						
OSERV - Outside Services						
76.25.330.0000.545.45	Maintenance Contract Metra Building	1,753.3400	1,058.7000	845.0000	845.0000	1,540.0000
76.25.330.0000.550.45	Building and Grounds Maintenance Metra Lot	1,496.2300	1,076.3500	0.0000	0.0000	0.0000
76.25.330.0000.550.47	Building and Grounds Maintenance Metra Building	200.0000	1,675.7000	1,500.0000	1,500.0000	1,500.0000
Account Classification Total: OSERV - Outside Services		$3,449.57	$3,810.75	$2,345.00	$2,345.00	$3,040.00
MATSUP - Materials & Supplies						
76.25.330.0000.585.45	Building & Grounds Supplies Metra Lot	0.0000	1,457.5000	0.0000	0.0000	2,000.0000
76.25.330.0000.585.50	Building & Grounds Supplies Metra Building	682.0000	0.0000	500.0000	500.0000	0.0000
Account Classification Total: MATSUP - Materials & Supplies		$682.00	$1,457.50	$500.00	$500.00	$2,000.00
Program Total: 0000 - Non Program		$4,131.57	$5,268.25	$2,845.00	$2,845.00	$5,040.00
Division Total: 330 - Facilities Management Division		$4,131.57	$5,268.25	$2,845.00	$2,845.00	$5,040.00
Division: 390 - Utilities						
Program: 0000 - Non Program						
OSERV - Outside Services						
76.25.390.0000.580.25	Electric Expense Metra Lot	1,115.0300	302.5900	1,100.0000	1,100.0000	500.0000
Account Classification Total: OSERV - Outside Services		$1,115.03	$302.59	$1,100.00	$1,100.00	$500.00
MATSUP - Materials & Supplies						
76.25.390.0000.590.50	Water Expense Metra	0.0000	0.0000	0.0000	0.0000	500.0000
Account Classification Total: MATSUP - Materials & Supplies		$0.00	$0.00	$0.00	$0.00	$500.00
Program Total: 0000 - Non Program		$1,115.03	$302.59	$1,100.00	$1,100.00	$1,000.00
Division Total: 390 - Utilities		$1,115.03	$302.59	$1,100.00	$1,100.00	$1,000.00
Department Total: 25 - Public Works		$5,246.60	$5,570.84	$3,945.00	$3,945.00	$6,040.00
Department: 50 - Information Technology						
Division: 500 - Capital						
Program: 0000 - Non Program						
OSERV - Outside Services						
76.50.500.0000.545.05	Maintenance Contract Equipment	4,140.0000	0.0000	4,140.0000	4,140.0000	0.0000
76.50.500.0000.545.40	Maintenance Contract Metra Lot	6,660.0000	6,660.0000	6,660.0000	6,660.0000	0.0000
Account Classification Total: OSERV - Outside Services		$10,800.00	$6,660.00	$10,800.00	$10,800.00	$0.00
Program Total: 0000 - Non Program		$10,800.00	$6,660.00	$10,800.00	$10,800.00	$0.00
Division Total: 500 - Capital		$10,800.00	$6,660.00	$10,800.00	$10,800.00	$0.00
Department Total: 50 - Information Technology		$10,800.00	$6,660.00	$10,800.00	$10,800.00	$0.00
Department: 94 - Parking Capital						
Division: 500 - Capital						
Program: 0000 - Non Program						
CAP - Capital Outlay						
76.94.500.0000.602.00	Capital Outlay Land Improvements Land Improvements	14,678.3200	0.0000	0.0000	0.0000	0.0000
76.94.500.0000.800.00	Depreciation Expense Current Year	13,828.8800	13,828.8900	0.0000	0.0000	0.0000
Account Classification Total: CAP - Capital Outlay		$28,507.20	$13,828.89	$0.00	$0.00	$0.00
Program Total: 0000 - Non Program		$28,507.20	$13,828.89	$0.00	$0.00	$0.00
Division Total: 500 - Capital		$28,507.20	$13,828.89	$0.00	$0.00	$0.00

G/L Account Number	Account Description	2020 Actual Amount	2021 Actual Amount	2022 Adopted Budget	2022 Amended Budget	FY23 Proposed
	Department Total: 94 - Parking Capital	$28,507.20	$13,828.89	$0.00	$0.00	$0.00
	EXPENSES Total	$79,067.70	$63,012.36	$51,048.84	$51,048.84	$48,023.64
	Fund REVENUE Total: 76 - Parking Lot Fund	$97,128.70	$23,784.70	$51,048.00	$51,048.00	$48,024.00
	Fund EXPENSE Total: 76 - Parking Lot Fund	$79,067.70	$63,012.36	$51,048.84	$51,048.84	$48,023.64
	Fund Total: 76 - Parking Lot Fund	$18,061.00	($39,227.66)	($0.84)	($0.84)	$0.36
Fund: 80 - Police Pension Fund						
REVENUES						
Department: 01 - Revenues						
Division: 000 - Non Division						
Program: 0000 - Non Program						
INT - Interest Income						
80.01.000.0000.470.10	Interest Income Edward Jones	7,334.8800	6,571.7100	0.0000	0.0000	0.0000
80.01.000.0000.470.20	Interest Income Charles Schwab	173,435.3300	138,818.8600	200,000.0000	200,000.0000	200,000.0000
80.01.000.0000.471.15	Investment Income Dividends Charles Schwab	490,324.2300	431,612.8100	0.0000	0.0000	0.0000
80.01.000.0000.472.10	Investment Income Unrealized Gain/Loss	(1,060,467.0500)	5,586,967.1700	0.0000	0.0000	0.0000
	Account Classification Total: INT - Interest Income	($389,372.61)	$6,163,970.55	$200,000.00	$200,000.00	$200,000.00
MISC - Miscellaneous Revenues						
80.01.000.0000.475.05	Pension Contributions Employer Contributions	898,377.8500	1,213,945.8300	1,100,000.0000	1,100,000.0000	1,137,905.0000
80.01.000.0000.475.10	Pension Contributions Employee Contributions	220,809.1500	225,884.7700	225,000.0000	225,000.0000	245,000.0000
80.01.000.0000.480.90	Other Miscellaneous income	6,617.3800	0.0000	0.0000	0.0000	0.0000
	Account Classification Total: MISC - Miscellaneous Revenues	$1,125,804.38	$1,439,830.60	$1,325,000.00	$1,325,000.00	$1,382,905.00
	Program Total: 0000 - Non Program	$736,431.77	$7,603,801.15	$1,525,000.00	$1,525,000.00	$1,582,905.00
	Division Total: 000 - Non Division	$736,431.77	$7,603,801.15	$1,525,000.00	$1,525,000.00	$1,582,905.00
	Department Total: 01 - Revenues	$736,431.77	$7,603,801.15	$1,525,000.00	$1,525,000.00	$1,582,905.00
	REVENUES Total	$736,431.77	$7,603,801.15	$1,525,000.00	$1,525,000.00	$1,582,905.00
EXPENSES						
Department: 15 - Finance						
Division: 001 - Administration						
Program: 0000 - Non Program						
PSER - Personnel Services						
80.15.001.0000.505.01	Pension Service	933,566.1600	997,481.6200	0.0000	0.0000	0.0000
80.15.001.0000.505.05	Pension Surviving Spouse	95,199.1200	95,199.1200	0.0000	0.0000	0.0000
	Account Classification Total: PSER - Personnel Services	$1,028,765.28	$1,092,680.74	$0.00	$0.00	$0.00
PROFDEVEL - Professional Development						
80.15.001.0000.515.10	Personnel Development Training and Conferences	2,162.3800	870.0000	0.0000	0.0000	900.0000
80.15.001.0000.515.20	Personnel Development Membership and Dues	4,256.1100	4,596.5300	5,000.0000	5,000.0000	5,000.0000
	Account Classification Total: PROFDEVEL - Professional Development	$6,418.49	$5,466.53	$5,000.00	$5,000.00	$5,900.00
OSERV - Outside Services						
80.15.001.0000.520.05	Financial Services Banking	0.0000	157.5700	0.0000	0.0000	400.0000
80.15.001.0000.520.15	Financial Services Actuarial	2,060.0000	2,120.0000	2,200.0000	2,200.0000	2,185.0000
80.15.001.0000.520.25	Financial Services Accounting	13,395.0000	13,795.0000	14,000.0000	14,000.0000	15,000.0000
80.15.001.0000.520.45	Financial Services Investment Manager Fee	27,345.7100	30,796.1300	30,000.0000	30,000.0000	0.0000
80.15.001.0000.523.12	Other Services Insurance	3,201.0000	3,573.5000	4,000.0000	4,000.0000	4,100.0000
	Account Classification Total: OSERV - Outside Services	$46,001.71	$50,442.20	$50,200.00	$50,200.00	$21,685.00
OTHER - Other Expenses						
80.15.001.0000.505.15	Pension Transfer of Contributions	0.0000	0.0000	1,000,000.0000	1,000,000.0000	1,160,000.0000
	Account Classification Total: OTHER - Other Expenses	$0.00	$0.00	$1,000,000.00	$1,000,000.00	$1,160,000.00
	Program Total: 0000 - Non Program	$1,081,185.48	$1,148,589.47	$1,055,200.00	$1,055,200.00	$1,187,585.00
	Division Total: 001 - Administration	$1,081,185.48	$1,148,589.47	$1,055,200.00	$1,055,200.00	$1,187,585.00
	Department Total: 15 - Finance	$1,081,185.48	$1,148,589.47	$1,055,200.00	$1,055,200.00	$1,187,585.00
	EXPENSES Total	$1,081,185.48	$1,148,589.47	$1,055,200.00	$1,055,200.00	$1,187,585.00
	Fund REVENUE Total: 80 - Police Pension Fund	$736,431.77	$7,603,801.15	$1,525,000.00	$1,525,000.00	$1,582,905.00
	Fund EXPENSE Total: 80 - Police Pension Fund	$1,081,185.48	$1,148,589.47	$1,055,200.00	$1,055,200.00	$1,187,585.00
	Fund Total: 80 - Police Pension Fund	($344,753.71)	$6,455,211.68	$469,800.00	$469,800.00	$395,320.00

Budget Worksheet Report

G/L Account Number	Account Description	2020 Actual Amount	2021 Actual Amount	2022 Adopted Budget	2022 Amended Budget	FY23 Proposed
	REVENUE GRAND Totals:	$28,567,449.48	$36,618,680.22	$30,837,015.00	$31,386,015.00	$34,832,031.00
	EXPENSE GRAND Totals:	$26,627,151.78	$26,119,663.54	$27,481,571.19	$29,003,388.19	$33,516,631.05
	Grand Totals:	$1,940,297.70	$10,499,016.68	$3,355,443.81	$2,382,626.81	$1,315,399.95

418 Main Street | Lemont, IL 60439

TO: Village Board Committee of the Whole Meeting
FROM: Chris Smith, Finance
THROUGH: Darshana Prakash, Assistant Finance Director
George Schafer, Village Administrator
SUBJECT: Proposed Fiscal Year 2022-213 Fee Ordinance
DATE: March 21, 2022

SUMMARY/BACKGROUND
In conjunction with budget development, staff reviews all charges for services and incorporates them into a fee ordinance annually for board approval. There have been changes over the last several years with the intent of more accurately covering the Village's costs associated with our services.

For FY23 staff is recommending the following changes:

Movie license fee - various changes to match the application.

Vehicle sticker license late fee- reduce from $50 per sticker to $10
Water Rates- historically there was an increase each October of 3%- staff recommends this moves from October to May 1st and 4%. In FY24 a complete rate study will take place. They will review flat fees, min consumption, senior discounts, etc.
Sewer Rates- increase from $30 bi monthly to $40. During the cost analysis that staff completed it appeared that the village's cost of operation for the sewer/storm sewer is around $40 bi monthly. This increase represents revenue covering the cost of operation.

Permit fees will be reviewed once the new on line system is up and running. Additionally, the video gaming will be changing;; however, the Village Board will need to adopt another ordinance before the fee is changed. A new fee ordinance will be sent to the board once the permit fees and video gaming fees are changed.

If the Board concurs with the attached proposed fee ordinance, staff will be presenting this for adoption on April 11, 2022.

ANALYSIS

Consistency with Village Policy
Budget (if applicable)

STAFF RECOMMENDATION

Discuss the attached fee ordinance.

BOARD ACTION REQUESTED
Discuss, review and advise regarding the attached fee ordinance.

ATTACHMENTS
2023 fee ordinance - Mar 2022 revision.pdf

VILLAGE OF LEMONT
ORDINANCE NO. _____

Annual Fee Ordinance

ADOPTED BY THE
PRESIDENT AND THE BOARD OF TRUSTEES
OF THE VILLAGE OF LEMONT
THIS ~~28th~~ 11th ~~MARCH~~ APRIL 2022

Published in pamphlet form by
Authority of the President and
Board of Trustees of the Village of
Lemont, Counties of Cook, Will and
DuPage, Illinois, ~~28th~~ 11th Day of ~~March~~ April 2022

ORDINANCE _____

Annual Fee Ordinance

NOW, THEREFORE BE IT ORDAINED by the President and Board of Trustees of the Village of Lemont that:

SECTION 1:

Creates an ordinance establishing fee, charges, rates and regulatory measures for FY 2022-2023

SECTION 2:

It is intended that the fees, charge, rates and regulatory measures set forth herein will be reviewed periodically by the President and Board of Trustees. Accordingly, some or all of the provisions of this Ordinance may be amended from time to time.

SECTION 3: SCHEDULE OF FEES, CHARGES AND RATES.

Delinquent Fees (1.16.020) - the Village shall receive a reimbursement of $25.00 for returned checks to the Village of Lemont.

Late Fees - $50.00 all items 30 days past due unless otherwise noted.

General Business License Fee (5.02.040) –

Home based business conducted within the business owners dwelling-	$100
0 to 10,000 square feet-	$100
10,000 square feet to 1 acre	$300
1 acre to 4.99 acres	$500
5 acres to 9.99 acres	$1,000
10 acres +	$1,500

In the event there is no specific fee for a particular business, the annual fee shall be based upon the total area utilized for business operations or the area under the control of the business, excluding, loading docks and parking areas that are incidental to business use.

Tobacco Dealer License Fee (5.06.020 (C)) - $100.00

Food Service Establishment Inspections Fee (5.08.030) - $280.00

Solicitation Fee (5.11.050(C)) - $150.00

Special Event Permit Fee (5.12.010 (C)) -

Level 1- Simple Review Process (short form) -$25.00

Level 2- Extended Review Process (long form)- Application fee- $50.00

Liquor- $25.00
Tent- $80.00
Inspections - $50

Special Event Expedited Fee - $250.00

Food Delivery Vehicle License Fee (5.12.020 (A)) - $100

Amusement Device License Fee (5.12.030 (C)) –

Amusement Games No. X $100
Pool Tables No. X $100
Jukeboxes No. X $100
Video Games (non payout) No. x $72
Bowling Lane No. x $10

Junk Dealer License Fee (5.12.040 (A)) - $100

Bed and Breakfast Establishment License Fee (5.12.060 (B)) - $100

Hotel License (5.12.070 (B)) - $100

Solid Waste and Recycling Collection License (5.12.080) - $1,000.00

Consignment Stores (5.12.090 (D)) - $100

Billable Police Officer Rate (5.12.010 (J)) - $61.50 per hour overtime rate

Other Billable Personal- Actual Cost

Police Range Fee - $100 per day

Police Drug Incinerator Fee - $250.00

Police Training Room Rental Fee

4 hours- $75.00
8 hours- $150.00

Police Finger Printing Fees

1. Fingerprinting Fees to be reworked
   Residents - (up to 2 cards) $10.00
   Any additional card over 2 $ 5.00

   Non-resident – (up to 2 cards) $25.00
   Any additional card over 2 $10.00

Solicitor/Liquor License - Fingerprinting $50.00

Contractor License (5.14.040 (A))

All contractors- $100

Movie Permit fee

~~Non public property $50~~
~~Public property $250~~
Total or disruptive use (regular operating hours) of a public building $500
Partial non-disruptive use of a public building $250
Total closure of public street or right of way $50 per hour
Partial closure of public street or right of way $25 per hour
On-site Village Police or Community Service Officer $30 per hour
On-site Lemont Emergency Management Agency (LEMA) Personnel Hourly Salary Rate

Outdoor Dining/Sidewalk Café Application (5.16.040 (G)) - $100.00

Animal Impound Fee (6.04.240 (E))- $20/per day

Excessive False Alarms (9.08.030) – Excessive false alarms are now fines

Excessive Calls (9.08.035) – Upon any call producing calls in excess of 15 calls through 19 calls per a fiscal quarter calls per quarter the fee of $250 per call will be assessed. For calls in excess of 19 calls pre fiscal quarter the fee of $500 per call shall be assessed.

Vehicle Permit Hang Tags (10.16.045)

1. Downtown Employee Parking Tag (Blue) Annual permit $15
2. Resident Parking Tag (Red) Annual permit $250

Commuter Parking Fees (10.22.020)

Effective January 1, 2022 commuter parking will be temporarily suspending permit parking and only offer daily commuter parking.

3. The fee for daily designated parking spaces shall be one dollar and seventy-five cents ($1.75) per day. The payment of such fee shall be paid in advance by depositing said sum in a designated depository or online using the app.

Vehicle Licenses (10.32.010)

Motorcycles or motor bicycles	$50.00
Passenger vehicles	60.00
Trucks "B" license	100.00
Trucks "D" and "F" licenses	175.00
Trucks "H" and "J" through "Z"	200.00
Buses and motor homes	75.00
Antique vehicle	12.00
Transfer or replacement licenses	6.00

Vehicle License - Senior Citizen Discount (10.32.022)

Passenger vehicles	$30.00
Trucks "B" license	$50.00
Motorcycles	$25.00

Late Fee for Vehicle License – $10 per sticker

Formatted: Underline

Excavation Permit Fee (12.20. 040) - $25.

Construction of Utility Facilities in the Public Right of Way Application Fee (12.30.040) -All applications for permits pursuant to this chapter shall be accompanied by a fee in the amount of $250.

Water for Construction (13.08.050)

Deposits
$150.00 per meter
$50.00 per backflow preventor (if necessary)
All deposits are to be paid in full prior to the meter being issued.
Meter Rental Fees

$50.00 per month
$10.00 per day
Meter Usage Rates
$60 minimum -- 4,000 gallon or less
$15 for each additional 1,000 gallons

Water Rates - (13.08.060)

~~Water service effective after September 30, 2009 shall be charged in accordance with the following schedule:~~

~~1. Single-family residence, twenty-eight dollars and seventy-three cents ($28.73) minimum charge, plus five dollars and seventy cents ($5.70) per one thousand gallons for each one thousand gallons in excess of four thousand gallons;~~

~~2. Single business building, twenty-eight dollars and seventy-three cents ($28.73) minimum charge, plus five dollars and seventy cents ($5.70) per one thousand gallons for each one thousand gallons in excess of four thousand gallons;~~

~~3. Multiple-family residence, twenty-eight dollars and seventy-three cents ($28.73) minimum charge, plus five dollars and seventy cents ($5.70) per one thousand gallons for each one thousand gallons in excess of four thousand gallons;~~

~~4. Multiple business building, twenty-eight dollars and seventy-three cents ($28.73) minimum charge, plus five dollars and seventy cents ($5.70) per one thousand gallons for each one thousand gallons in excess of four thousand gallons:~~

~~5. Residential-business building, twenty-eight dollars and seventy-three cents ($28.73) minimum charge, plus five dollars and seventy cents ($5.70) per one thousand gallons for each one thousand gallons in excess of four thousand gallons:~~

Effective May 1, 2022 the water service rates will be increased ~~Water service effective after September 30, 2010, and annually thereafter, shall be increased in accordance with the following~~

~~schedule unless the village "proves-up" the coverage on any outstanding bonds per the most recent audit and determines that the rate increase may be reduced~~ as follows:

1. Single-family residence, the minimum charge shall be increased by ~~three~~ fourpercent annually, plus the per one thousand gallons charge for each one thousand gallons in excess of four thousand gallons shall be increased by ~~two~~ four percent annually;

2. Single business building, the minimum charge shall be increased by ~~three~~ four percent annually, plus the per one thousand gallons charge for each one thousand gallons in excess of four thousand gallons shall be increased by ~~two~~ four percent annually;

3. Multiple-family residence, the minimum charge shall be increased by ~~three~~ four percent annually per dwelling unit, plus the per one thousand gallons charge for each one thousand gallons in excess of four thousand gallons shall be increased by ~~two~~ four percent annually per dwelling unit;

4. Multiple business building, the minimum charge shall be increased by ~~three~~ four percent annually per business unit, plus the per one thousand gallons charge for each one thousand gallons in excess of four thousand gallons shall be increased by ~~two~~ four percent annually per business unit;

5. Residential-business building, the minimum charge shall be increased by ~~three~~ four percent annually per residential or business unit, plus the per one thousand gallons charge for each one thousand gallons in excess of four thousand gallons shall be increased by ~~two~~ four percent annually per residential or business unit.

Water Rates Senior Citizen Discount (13.08.070)

Senior Citizens are eligible to receive a discount of 50% of the water service rate that would have been otherwise charged without the application of the aforementioned discount.

Water Turn-On Fee (13.08.080) - $50

Sewer Rates (13.09.020)

1. Single-family residence, thirty dollars ($~~30~~40);

2. Single-business building, thirty dollars ($~~30~~40) minimum charge plus twenty-five cents per one thousand gallons for each one thousand gallons in excess of twenty thousand gallons;

3. Multiple-family residence, thirty dollars ($~~30~~40) minimum charge plus twenty-five cents per one thousand gallons for each one thousand gallon allowance per dwelling unit;

4. Multiple-business building, thirty dollars ($~~30~~40) minimum charge plus twenty-five cent per one thousand gallons for each one thousand gallons in excess of twenty thousand gallon allowance per business unit;

5. Residential business building, thirty dollars ($~~30~~40) minimum charge plus twenty-five cent per one thousand gallons for each one thousand gallons in excess of twenty thousand gallon allowance per residential or business unit.

Sewer Rates Senior Citizen Discount (13.09.070) - Fixed rate of ~~seventeen dollars and fifty cents~~twenty dollars ($~~17.50~~20.00).

Contamination Cleanup Cost- Water Service Reconnection Fee (13.12.050) - $10

Clean-Up Bond (15.00.070) - $1,000 (refundable).

Admin Fee $20.00 per year

Violation Fees (15.00.160) – Any person, firm or corporation violating any provisions of this Chapter shall be fined not less than fifty dollars ($50.00) not more than seven hundred fifty dollars ($750.00) for each offense.

Late Fees (15.02.090)

New building construction work started prior to issuance of permit - $1,000

Other construction work started prior to issuance of permit - $50

Inspections (15.00.090 and 15.02.080) - Reinspection Fee - First Reinspection $85; Subsequent Reinspections - $110

Grease Trap Inspection (15.12.030)- $65

Outside Agency Inspection Fees (15.02.120) – Review and fees performed by third party agency – actual cost plus 20% for administrative processing.

Building Permit Fees (15.02)

New Single Family, Duplex and Townhouse Building Permit Fees (15.02.010 (a))

Building Permit and Inspection Fee	$0.25 per ft^2
	(basement and garage included)
	Minimum Charge $1,200.00

New Multifamily/Nonresidential Buildings or additions/renovations to existing structures (15.02.010(b))

Building Valuation/Construction Cost	
$ 0.00 and up to $ 2,499.99	$ 50.00
$ 2,500.00 and up to $ 3,999.99	$ 75.00
$ 4,000.00 and up to $ 5,999.99	$ 105.00
$ 6,000.00 and up to $ 7,999.99	$ 125.00
$ 8,000.00 and up t o$ 9,999.99	$ 155.00
$ 10,000.00 and up to $ 12,499.99	$ 200.00
$ 12,500.00 and up to $ 14,999.99	$ 225.00
$ 15,000.00 and up to $ 17,499.99	$ 250.00
$ 17,500.00 and up to $ 19,999.99	$ 300.00
$ 20,000.00 and up to $ 24,999.99	$ 350.00
$ 25.000.00 and up to $ 29,999.99	$ 400.00
$ 30,000.00 and up to $ 39,999.99	$ 450.00
$ 40.000.00 and up to $ 49,999.99	$ 550.00
$ 50,000.00 and up to $ 74,999.99	$ 750.00
$ 75,000.00 and up to $ 99,999.99	$ 925.00
$ 100,000.00 and up to $ 124,999.99	$ 1,150.00
$ 125.000.00 and up to $ 149,999.99	$ 1,375.00
$ 150,000.00 and up to $ 174,999.99	$ 1,600.00
$ 175,000.00 and up to $ 200,000.00	$ 1,800.00
$ 200,000.00 and up to $ 999,999.99	$ 1,800.00 for first $200,000.00 + $7.50 for each additional $1,000.00 (or fraction thereof) above $200,000.00
$ 1,000,000.00 and above	$ 7,750.00 for first $1,000,000.00 + $6.25 for each additional $1,000.00 (or fraction thereof) above $ 1,000,000.00

Plan Review - In-house (15.02.020(b))

Building (commercial and multifamily)	
0 to 60,000 ft^3	$ 325.00
60,001 to 80,000	$ 400.00
80,001 to 100.000	$510.00
100,001 to 150.000	$ 585.00
150,001 to 200,000	$ 665.00
Over 200,000 per 10,000 or fraction thereof	$ 5.00

Mechanical	0.25 x Building Fee
Electrical	0.25 x Building Fee
Plumbing	0.25 x Building Fee
Single-Family/Townhomes	$ 375.00/dwelling unit
Additional reviews, in excess of 2	$100.00 each
Remodeling/Additions	$250.00

Additional Permit Fees (15.02.030)

Construction trailer	$100.00
Driveways	$100.00
Lawn sprinkler systems	
- Less than 75 heads - Over 75 heads	$60.00 $30.00 each additional 50 heads or fraction thereof
Re-roof (residential single-family only)	$75.00
Siding	$75.00
Sewer/water repair	$85.00
Sheds (120 sq. ft. or less)	$85.00
Signs (permanent) Additional fee for electrical connection	$1.25/sq. ft. - $50.00 minimum
Temporary tents	$80.00
Commercial occupancy permit	$165.00

Plumbing Fees (15.02.040)

A . New Construction.

New single-family, duplex and townhouse buildings	$325.00

Plumbing permit fees for new construction other than that listed above will be combined with the building permit fee as figured in Section 15.20.010(B) of this title. This fee will be based on total construction costs and include all structural, electrical, plumbing, mechanical, interior and exterior finishes and normal site preparation.

B. Except as provided above, the permit fees for plumbing work shall be as indicated in the following schedule:

1. Three (3) fixtures or less	$60.00
2. Each additional fixture or opening	$6.00
(Items to be counted as fixtures include, without limitation: water closets, bidets, lavatories, bathtubs, hot water heaters, showers, kitchen sinks, utility sinks, drinking fountains, urinals, ejector pits, sump pits, floor drains, and dishwashing machines).	

3. Fire sprinkler systems:	
100 heads or less	$180.00
Over 100 heads	+$60.00/additional
100 heads or fraction thereof	
4. Lawn sprinkler systems:	
75 sprinkler heads or less	$60.00
Over 75 sprinkler heads	+$30.00/additional
50 heads or fraction thereof	
5. Water connection charges to connect to the village water distribution system shall be as follows:	
a. Single-family	$2,500.00/dwelling unit
b. Duplex. townhome, and multifamily	$2,500.00 per dwelling unit
c. Motels, hotels, institutional, commercial and industrial buildings:	
Water Service Lines	
1"~~&Prime~~;	$2,500.00
1-1/4~~&Prime~~"; up to and including 2~~&Prime~~";	$3,000.00
2-1/2~~&Prime~~"; up to and including 3~~&Prime~~";	$4,500.00
4~~&Prime~~";	$6,000.00
5~~&Prime~~";	$7,500.00
6~~&Prime~~";	$9,000.00
8~~&Prime~~";	$10,500.00
10~~&Prime~~"; or greater	$12,000.00
d. Connection charges shall not be applicable to any current water customer who may be connected to a water service line rather than directly to the village water system.	
e. Water connection charges for any hotel, motels, institutional, commercial or industrial building shall be waived if all the following conditions apply:	
i. The water connection charge is solely related to an upgraded service connection required for the installation of a fire sprinkler system.	
ii. The building or structure was constructed prior to January 1, 1998.	
iii. A water service connection existed prior to January 1. 1998.	
6. Water meters:	
a. All meters	Cost plus installation
b. Handling fee	$120.00
7. Sewer connection charges (connect to village sanitary sewer system):	
a. Single-family	$2,500.00/unit
b. Duplex, townhome, multifamily	$2,500.00/unit
c. Motels and hotels	$1,000.00/room
d. Institutional, commercial and industrial buildings to be based on size of water service lines and its population equivalents (PE). Connection charges shall be as follows:	
Sewer Service Lines	

1~~&Prime~~":	$2,500.00
1- 1 /4~~&Prime~~"; up to and including 2~~&Prime~~";	$4,320.00
2- 1 /2~~&Pri me~~"; up to and including 3~~&Prime~~";	$6,480.00
4~~&Prime~~"; and over	$9,000.00 + $240.00 x PE
e. Connection charges shall not be applicable to any current sewer customer who may be connected to a sewer service line rather than directly to the village sanitary sewer system.	

Mechanical Fees (15.02.050)

Except as provided in 15.02.050(a), the permit fees for all mechanical work shall be as indicated in the following schedule:

$0.00 and up to $15,000.00	$50.00
$15,001.00 and over	$50.00 +$50.00/$5,000.00 or fraction thereof

Electrical Fees (15.02.060)

A. New Construction.

New single-family, duplex and townhouse buildings	$325.00

Electrical permit fees for new construction other than that listed above will be combined with the building permit fee as figured in Section 15.02.010(B) of this chapter. This fee will be based on total construction costs and include all structural, electrical, plumbing, mechanical, interior and exterior finishes and normal site preparation.

B. Except as provided above, the permit fees for all electrical work shall be as indicated in the following schedule:

1. Installations or alterations of electrical services:	
0 to 200 ampere, 3 or 4 wire	$50.00
201 to 1,000 ampere, 3 or 4 wire	$75.00
Fees for services in excess of 1,000 amperes shall be computed on the basis of the rating of the service disconnects installed, prorated according to the schedule above.	
2. New fixtures, sockets, or receptacles	$10.00/circuit
3. Minimum permit fee	$50.00
4. For each motor or current-consuming device other than lighting fixtures:	
One motor or current-consuming device	$10.00
Each additional motor or current device	$5.00
5. Signs	$ 1.25/sq. ft. - minimum $50.00

Freestanding signs requiring a separate service shall require an additional service permit based on the fee schedule above.

Grading Review (15.02.070)

- Initial Review - $750
- Additional Reviews- $100 per additional review

Land Use Application Fees (Appendix A of Chapter 17)

ZONING APPROVAL		
Annexation $250 per acre, existing zoning lot, existing dwelling unit, or proposed zoning lot or dwelling unit, whichever is greater. A filing fee of 10% of the total fee, or a minimum of $250, is payable upon application. The balance is due prior to approval of the final plat of subdivision. If the territory being annexed will not be subdivided, i.e. there be no application for final plat, then the balance is due prior to approval of the annexation.		
Rezoning	Application fees for re-zoning shall be based on total area to be re-zoned as follows:	
	< 2 acres	$300
	2 to <5 acres	$500
	5 to <10 acres	$750
	10 to < 20 acres	$1,000
	20 acres or more	$1,250
Variation		$250 per variation
Appeal		$500
Special Use	< 10 acres	$500
	10 acres or more	$750
SUBDIVISION OF LAND		
Preliminary Plat	Applications for preliminary plat shall be based on total area of subdivision plus the proposed and/or existing number of dwelling units as follows:	
	< 3 acres	$300
	3 t o <5 acres	$600
	5 to <10 acres	$1,000
	10 acres or more	$1,200
	plus $50 per existing and/or proposed dwelling unit	
Final Plat	Applications for final plat shall be based on total area of subdivision plus the proposed and/or existing number of dwelling units as follows:	
	< 3 acres	$300
	3 to <5 acres	$600
	5 to- <1 0 acres	$1,000
	10 acres or more	$1,200
	plus $25 per existing and/or proposed dwelling unit	
Other Plats		

Applications for all other plats will be $500 per plat	
PUDs	
Planned unit development fees, upon application, shall be the total of ~~the~~ all applicable fees for: annexation, rezoning, special use, and preliminary plat. Additionally, final plat fees shall be paid upon application for final plat approval.	
ESCROW ACCOUNT	
Escrow accounts shall be established with the Village for the following land use applications and in the following amounts:	
Rezoning	$400
Zoning Variation	$400
Special Use	$400
Subdivision	$750
Annexation	$750
PUDs	$2,000
SITE DEVELOPMENT PERMIT FEES	
Site development permit fees are based on the type of development: single-family residential, residential subdivision, or commercial, as indicated below.	
Single-lot residential development	Fee is based on acreage of disturbed area as follows:
Less than 0.5 acres	$200
0.5 acres and less than 2.0 acres	$500
More than 2.0 acres, then fee is:	$700
Residential Subdivisions	Fee is based on the following formula: (ACRES x $100) + (ENGINEER'S ESTIMATE x 0.05)
Non-Residential Development	Fee is based on the following formula: (ACRES x $750) + (ENGINEER'S ESTIMATE x 0.025)
Where "ENGINEER'S ESTIMATE" = the total estimated cost of all on-site public improvements to ~~————————~~ be installed or constructed.	

SECTION 4: Effective Date: This Ordinance shall be in full force and effect from and after its passage, approval and publication in the manner provided by law. Each provision of this Ordinance shall remain in full force and effect unless otherwise expressly provided or expressly amended by subsequent ordinance, in which case the amended provision shall be immediately effective.

SECTION 5: Repealer: All Ordinances or parts of Ordinances in conflict herewith shall be and the same are hereby repealed.

The Village Clerk of the Village of Lemont shall certify to the adoption of this Ordinance and cause the same to be published in pamphlet form.

PASSED AND APPROVED BY THE PRESIDENT AND BOARD OF TRUSTEES OF THE VILLAGE OF LEMONT, COUNTIES OF COOK, WILL, AND DUPAGE, ILLINOIS, on this ~~25th day of October 2021~~**11th, day of APRIL, 2022.**

Formatted: Font: Bold, Superscript

Formatted: Font: Bold

Formatted: Font: Bold

PRESIDENT AND VILLAGE BOARD MEMBERS:

	AYES:	NAYS:	ABSENT:	ABSTAIN
Janelle Kittridge	_____	_____	_____	_____
Dave Maher	_____	_____	_____	_____
Ken McClafferty	_____	_____	_____	_____
Kevin Shaughnessy	_____	_____	_____	_____
Rick Sniegowski	_____	_____	_____	_____
Ron Stapleton	_____	_____	_____	_____

_____

JOHN EGOFSKE
President

ATTEST:

_____

CHARLENE M. SMOLLEN
Village Clerk

418 Main Street | Lemont, IL 60439

TO: Village Board Committee of the Whole Meeting
FROM: Chris Smith, Finance
THROUGH: George Schafer, Village Administrator
SUBJECT: Amendment to Title 13 Chapter 16- Water conservation
DATE: March 21, 2022

SUMMARY/BACKGROUND
Over the past year, staff and the Village Board has been analyzing the various options for water in the future. Staff and the Board continues to review options and apart from this review is to obtain a Lake Michigan Allocation. The allocation is for the option to have Lake Michigan Water in the year 2030. The allocation request does not obligate the Village in anyway, it merely provides us with an option. There are various steps the Village needs to take for the application to be accepted and approved. One of the steps is conservation. Attached are proposed changes to the Municipal Code.

ANALYSIS

Consistency with Village Policy
2018 Strategic Plan

STAFF RECOMMENDATION
Review, discuss and advise

BOARD ACTION REQUESTED
Review, discuss and advise

ATTACHMENTS
check list of IDNR conservation requirements.pdf
Amendment to Title13 chapter 16.pdf

IDNR Conservation Practice Requirements

- [x] Leakage monitoring and correction for storage, transmission and distribution systems. 13.04.050
- [x] Metering of all new construction. When practicable and feasible, the Department recommends sub-metering in new multi-family buildings. 13.08.050
- [x] Metering of existing non-metered services as part of any major remodeling. 13.08.050
- [x] The adoption of ordinances requiring that new and replacement plumbing fixtures be a labeled WaterSense product, as specified by USEPA. 13.16.040
- [x] The adoption of ordinances requiring the installation of closed system air conditioning in all new construction and in all remodeling. 13.16.040
- [x] The adoption of ordinances requiring that all lavatories for public use in new construction or remodeling be equipped with metering or self-closing faucets. 13.16.040
- [x] The adoption of ordinances requiring that all newly constructed or remodeled car wash installations be equipped with a water recycling system. 13.16.040
- [x] The adoption of ordinances that restrict non-essential outside water uses to prevent excessive, wasteful use. These shall provide that unrestricted lawn sprinkling will not be allowed from May 15 through September 15 of each year by requiring, as a minimum, that lawn sprinkling shall not occur on consecutive days nor shall any lawn sprinkling occur during at least a 6 hour period in the middle of the day (i.e., 10 a.m. through 4 p.m., noon to 6 p.m.) when evapotranspiration is at its highest. New lawns (less than 3 months old) may be exempted from this provision. In addition, new/replacement sprinkler systems shall be equipped with a WaterSense labeled irrigation controller and shall be in compliance with Section 2.5(g) of the Illinois Plumbing License Law [225 ILCS 320]. 13.16.010
- [x] Development and implementation of public programs to encourage efficient water use. 13.16.050

VILLAGE OF LEMONT
ORDINANCE NO. _____

An Ordinance Amending Title 13 of the Lemont, Illinois Municipal Code Relating to Public Utilities- Water

ADOPTED BY THE
PRESIDENT AND THE BOARD OF TRUSTEES
OF THE VILLAGE OF LEMONT
THIS 11th DAY OF APRIL, 2022

Published in pamphlet form by
Authority of the President and
Board of Trustees of the Village of
Lemont, Counties of Cook, Will and
DuPage, Illinois, this 11th day of April, 2022

ORDINANCE NO. _____

An Ordinance Amending Title 1 of the Lemont, Illinois Municipal Code Relating to Public Utilities-Water

WHEREAS, the Village of Lemont ("Village") is an Illinois Municipal Corporation pursuant to the Illinois Constitution of 1970 and the Statutes of the State of Illinois; and

WHEREAS, the Village President and Board of Trustees desire to amend a certain provision of the Lemont, Illinois Municipal Code ("Village Code"); and

WHEREAS, the Village President and Board of Trustees desire to include water conservation language in the Lemont, Illinois Municipal Code ("Village Code");

WHEREAS, the Village finds that it is in the best interests of the Village and its residents to amend Title 13.04, 13.08.050 and 13.16 of the Village Code in the manner set forth below;

NOW, THEREFORE, BE IT ORDAINED BY THE PRESIDENT and BOARD OF TRUSTEES OF THE VILLAGE OF LEMONT, COOK, DUPAGE AND WILL COUNTIES, ILLINOIS, as follows:

SECTION 1: The statements set forth in the preamble to this Ordinance are found to be true and correct and are incorporated into this Ordinance as if set forth in full.

SECTION 2: The Village Code, as amended, to add Title 13.04.005 "All Water Usage"

Chapter 13.04.005 All Water Usage

All water supplied through the Village system shall be measured through a water meter as provided in this Code, and the usage charges for water service shall be based on the meter readings.

Chapter 13.04.050 Repair Work

"All repairs for service pipes……"

The department of public works is assigned to monitor leakage and implement corrective measures for all water storage, transmission, and distribution systems. The director shall schedule all repairs from all breakdowns in the sewage and water treatment facilities and all breaks or leaks in the sewer and water systems of the Village. Where breaks and leaks cannot be readily repaired by the employees of his department, the director shall create a report of repairs to be made by contract.

SECTION 3: The Village Code, as amended, is hereby further amended in Title 13.08.050 "Water for construction, fee",

Chapter 13.08.050 Water for construction; fee.

(a) "……."

(b) "……..'

(c) The water meter shall be installed at the time of plumbing rough-in for new construction and remodels.

(d) Effective January 1, 2023, sub-metering of all units in new multi-tenant buildings shall be required when practicable and feasible as determined by the director of public works..

SECTION 4: The Village Code, as amended, is hereby further amended in Title 13.16 ~~Lawn Water~~ Water Conservation Measures

13.16.010- Summer Lawn-watering system

Between May 15 and ~~October 1~~ "September 15 of each ……

13.16.020 Authority for watering bans

"……"

13.16.030 New Lawns and sod;

"……..."

13. 16.040 Indoor Conservation Measures

(a) Plumbing Fixtures and Fixture Fittings: Plumbing fixtures and fittings in all new and remodeled construction must be a labeled WaterSense product, as specified by the United States Environmental Protection Agency. In all new construction and in all repairs or replacement of fixtures in lavatories intended for public use, the faucets of such lavatories located in rest rooms intended for public use shall be of metering or self-closing type.

(b) Water recycling systems in Commercial Car Wash Facilities: All new and remodeled commercial car-wash installations shall be equipped with a water recycling system.

(c) Air conditioning systems: All new and remodeled installations of air conditioning shall be closed system only.

13.16.050 Conservation Programs

The department of public works is authorized to develop and implement public programs to encourage efficient water use by all Village customers, both residential and commercial.

~~13.16.040~~ 13.16.060 Compliance with chapter required

It is unlawful for any person to utilize the village water system for the sprinkling or watering of lawns other than as provided in sections 13.16.010 and 13.16.020

SECTION 5: The provisions of this Ordinance are hereby declared to be severable, and should any provision of this Ordinance be determined to be in conflict with any law, statute or regulation by a court of competent jurisdiction, said provision shall be excluded and deemed inoperative, unenforceable and as though not provided for herein and all other provisions shall remain unaffected, unimpaired, valid and in full force and effect.

SECTION 6: That the Village Clerk of the Village of Lemont be and is directed hereby to publish this Ordinance in pamphlet form, pursuant to the Statutes of the State of Illinois, made and provided.

SECTION 7: This Ordinance shall be in full force and effect from and after its passage, approval, and publication as provided by law.

PASSED AND APPROVED BY THE PRESIDENT AND BOARD OF TRUSTEES OF THE VILLAGE OF LEMONT, COUNTIES OF COOK, WILL, AND DUPAGE, ILLINOIS, on this **11TH day of April, 2022**.

PRESIDENT AND VILLAGE BOARD MEMBERS:

	AYES:	NAYS:	ABSENT:	ABSTAIN
Janelle Kittridge	_____	_____	_____	_____
Dave Maher	_____	_____	_____	_____
Ken McClafferty	_____	_____	_____	_____
Kevin Shaughnessy	_____	_____	_____	_____
Rick Sniegowski	_____	_____	_____	_____
Ron Stapleton	_____	_____	_____	_____

_____

JOHN EGOFSKE
President

ATTEST:

CHARLENE M. SMOLLEN
Village Clerk

418 Main Street | Lemont, IL 60439

TO: Village Board Committee of the Whole Meeting
FROM: George Schafer, Administration
THROUGH:
SUBJECT: Professional Service Engagements for Building Permit Process, Building Permit Fee Structure and Building Code Update Consulting
DATE: March 21, 2022

SUMMARY/BACKGROUND
In conjunction with the budget development process, the need for consulting work has arisen for the building department as it relates to process, fees and codes. Regarding permitting process improvements, the Village is currently implementing new technology to transition permitting, inspections, licensing to an online format. That process involves establishing new and updated processes for permit migration through the entire permit process including inspections and other processes, based on best practices and industry standard. Staff can benefit through working with a consultant to review and recommend changes to the Village's process as it continues implementation of the new system. The second part of the project would be to evaluate and recommend changes to the Village's fee structure for permits based on industry standards and cost recovery. The last segment of a study would be to assist with the transition to a more updated version of the international building codes. Due to timing and complexity, these projects will be undertaken separately and staggered, with the permitting process and fee analysis to be undertaken first. Proposals will be made available at time of meeting for a brief discussion on the potential consulting engagements.

ANALYSIS

Consistency with Village Policy
Lemont 2030 Comprehensive Plan

STAFF RECOMMENDATION
The item is presented for discussion purposes only.

BOARD ACTION REQUESTED
Discussion

ATTACHMENTS