LIVE OAK CITY COUNCIL

REGULAR MEETING AGENDA SEPTEMBER 16, 2020 6:00 PM

MEETING LOCATION
LIVE OAK COUNCIL CHAMBERS
9955 LIVE OAK BOULEVARD
LIVE OAK, CALIFORNIA 95953

MEMBERS OF THE COUNCIL

BOB WOTEN, MAYOR
LUIS HERNANDEZ, VICE MAYOR
ALEKSANDAR TICA, COUNCILMEMBER
LAKHVIR GHAG, COUNCILMEMBER
J.R. THIARA, COUNCILMEMBER

AARON PALMER,
CITY MANAGER

BRANT BORDSEN,
CITY ATTORNEY

The Council may take up any agenda item at any time, regardless of the order listed. Action may be taken on any item on this agenda. Materials related to an item on this Agenda submitted to the Council after distribution of the agenda packet are available for public inspection at City Hall, 9955 Live Oak Boulevard, Live Oak, during normal business hours. Such documents are also available on the City of Live Oak's website at www.liveoakcity.org, subject to staff's availability to post the documents before the meeting.

In compliance with the Americans with Disabilities Act, the meeting room is wheelchair accessible and disabled parking is available. If you have a disability and need disability-related modifications or accommodations to participate in this meeting, please contact the City Clerk's office at (530) 695-2112 x107. Requests must be made at least 24 hours in advance.

Pursuant to Governor Newsom's Executive Orders N-25-20 and N-29-20, members of the Live Oak City Council or staff may participate in this meeting via a teleconference. In the interest of the maintaining appropriate social distancing, members of the public are encouraged to participate in the meeting in the following ways:

- ***Remote Viewing:*** *Members of the public can view a livestream of the meeting online at* https://liveoakca.granicus.com/ViewPublisher.php?view_id=1.

- ***Public Comment:*** *Members of the public can submit general public comments, as well as comment on specific agenda items in the following ways:*

  - ***Email Public Comment:*** *Public Comment can be submitted via email to the City Clerk at cmenchaca@liveoakcity.org during the meeting, prior to the close of public comment on an item, and read into the record during public comment.*

  - ***eComment Feature:*** *Public Comment will be accepted online between Friday, September 11th through Wednesday, September 16th through the eComment feature at:* https://liveoakca.granicus.com/ViewPublisher.php?view_id=1.

CALL TO ORDER

ROLL CALL

PLEDGE OF ALLEGIANCE AND INVOCATION

CORRECTIONS AND/OR CHANGES TO THE AGENDA BY CITY MANAGER ONLY

CLOSED SESSION REPORT

PRESENTATIONS AND RECOGNITIONS

A. Jaswant Singh Khalra Day Proclamation

PUBLIC COMMENT

Any person wishing to address the City Council on general jurisdictional matters or consent calendar items may do so at this time. If you are commenting on an agenda item, your comments will be heard at the time that item is scheduled for discussion. The City Council adopted a time limit of three minutes per person. The Brown Act does not allow for Council discussion of items not on the agenda. Councilmembers may only a) refer the matter to staff; b) ask for additional information; c) request a report back; or d) provide a limited factual response for items not listed on the agenda.

CONSENT ITEMS

Consent Calendar is passed by one motion with exceptions and separate votes as noted.

1. City Council Meeting Minutes
   Recommendation: Approve the August 19, 2020 City Council Regular Meeting minutes and the September 2, 2020 Regular Meeting minutes.
   (Clarissa Menchaca, City Clerk)

2. Quarterly City Projects Report
   Recommendation: Receive and file the September 2020 Quarterly City Projects Report.
   (Alison Schmidt, Management Analyst)

PUBLIC HEARING ITEMS

3. Introduction of an Ordinance Amending Section 17.28.060, Section 17.28.070, and Section 17.50.020 of the Live Oak Municipal Code to Permit Digital Display Signs
   Recommendation: 1) Waive the first reading of the ordinance entitled "An Ordinance of the City Council of the City of Live Oak, California, Amending Section 17.28.060, Section 17.28.070, and Section 17.50.020 of the Live Oak Municipal Code" that would allow digital display signs in the City of Live Oak; 2) Revise the Ordinance per the recommended height requirement modifications, and waive the first reading; 3) Determine a date for Council to hold a study session for further discussion of the Ordinance and continue the introduction and first reading of the Ordinance to a date certain after the Council study session; or 4) Take no action for the Ordinance and choose not to move forward with this item.
   (Kevin Valente, Planning Director)

BUSINESS ITEMS

4. Proposed Operating Budget for Fiscal Year (FY) 2020-21
   Recommendation: 1) Adopt the resolution enacting the fiscal budget for FY 2020-21; and 2) Adopt the resolution establishing the appropriation limit for FY 2020-21.
   (Joe Aguilar, Finance Director)

ITEMS REMOVED FROM THE CONSENT AGENDA FOR COUNCIL CONSIDERATION AND ACTION

UPDATES AND ANNOUNCEMENTS FROM THE CITY ATTORNEY AND CITY MANAGER

COUNCILMEMBER COMMENTS (WRITTEN ONLY)

ADJOURNMENT

LIVE OAK
CALIFORNIA

City of Live Oak
Report to City Council

Meeting Date: September 16, 2020

Title: Jaswant Singh Khalra Day Proclamation

Attachments:

Proclamation

LIVE OAK
CALIFORNIA

Proclamation

In Recognition of

Jaswant Singh Khalra Day

WHEREAS, Jaswant Singh Khalra was a strong advocate for the democratic and human rights of all people; and

WHEREAS, Jaswant Singh Khalra was a highly respected leader within the Sikh community and beyond; and

WHEREAS, Jaswant Singh Khalra documented human rights abuse and fought for the dignity of all that had their humanity trampled by the Indian Government; and

WHEREAS, the City of Live Oak is proud of its Sikh community and is home to broad service organizations such as the Live Oak Sikh Temple and Jakara Movement that are committed to social justice for all; and

WHEREAS, September 6th is recognized by Sikhs and human rights supporters across the world as the date of the kidnapping and murder of Jaswant Singh Khalra in 1995.

NOW, THEREFORE, BE IT RESOLVED that the City Council of the City of Live Oak, California does hereby proclaim September 6, 2020 as Jaswant Singh Khalra Day.

Dated this 16th day of September, 2020.

_____

Bob Woten, Mayor

_____
Luis Hernandez, Vice Mayor

_____
Lakhvir Ghag, Council Member

_____
J.R. Thiara, Council Member

_____
Aleksandar Tica, Council Member

LIVE OAK
CALIFORNIA

City of Live Oak
Report to City Council

Meeting Date: September 16, 2020

Title: City Council Meeting Minutes

Contact Information: (Clarissa Menchaca, City Clerk)

Recommendation: Approve the August 19, 2020 City Council Regular Meeting minutes and the September 2, 2020 Regular Meeting minutes.

Attachments:

August 19, 2020 Minutes
Public Comment - J.R. Thiara
Public Comment - Anonymous
eComments - Jason Ripp and Jeramy Chapdelaine
Public Comment Item 7 - Jeramy Chapdelaine
September 2, 2020 Minutes
Public Comment - Jeramy Chapdelaine
Public Comment - Anne Palmer
Public Comment - Tony Moreno
Public Comment - J.R. Thiara
Public Comment Item 2 - Jeramy Chapdelaine

LIVE OAK CITY COUNCIL

MINUTES
AUGUST 19, 2020
6:00 PM

The Live Oak City Council conducted this meeting in accordance with Governor Newsom's Executive Orders N-25-20 and N-29-20.

CALL TO ORDER

Meeting called to order by Mayor Woten at Live Oak City Council Chambers, 9955 Live Oak Boulevard, Live Oak, CA at 6:04 pm.

ROLL CALL

Present: Mayor Woten

Appeared via teleconference: Councilmembers Thiara, Ghag, Tica, and Vice Mayor Hernandez

PLEDGE OF ALLEGIANCE AND INVOCATION

Councilmember Tica led the Pledge of Allegiance. Councilmember Ghag delivered the invocation.

CORRECTIONS AND/OR CHANGES TO THE AGENDA BY CITY MANAGER ONLY

Item 1 – *City Council Meeting Minutes* – The July 31, 2020 Special Meeting minutes should reflect that Mayor Woten called the meeting to order.

PUBLIC COMMENT

The following members of the public submitted a public comment: J.R. Thiara, Jeramy Chapdelaine, and anonymous.

CONSENT ITEMS

MOTION: APPROVE THE CONSENT AGENDA WITH THE EXCEPTION OF ITEM 1 WHICH WAS REMOVED FROM THE CONSENT AGENDA FOR FURTHER DISCUSSION.
(MOTION: TICA; SECOND: HERNANDEZ)

VOTE: MOTION PASSED UNANIMOUSLY

1. City Council Meeting Minutes
   Clarissa Menchaca, City Clerk

   This item was removed from the Consent Agenda for further discussion at the request of Councilmember Thiara.

2. League of California Cities Voting Delegates
   Aaron Palmer, City Manager
   Council action: Council Member Lakhvir Ghag appointed as the voting delegate and Council Member Aleksandar Tica as the alternate voting delegate for the 2020 League of California Cities Annual Conference.

3. City Council Consideration to Cancel a Joint Powers Agreement Between the City of Live Oak and Reclamation District No. 777
   Scott Rolls, City Engineer
   Council action: Resolution No. 19-2020 adopted.

4. Adoption of an Ordinance to Ban Needle Exchange Program Within the City of Live Oak and Alternatively Establishing Conditions for Operation of Such Programs
   Brant Bordsen, City Attorney
   Council action: 1) Second reading of the ordinance entitled "An Ordinance of the City Council of the City of Live Oak Imposing a Ban on the Establishment and Operation of Needle Exchange Programs Within the City and in the Alternative Establishing Conditions of Operation for Such Programs" waived; and 2) Ordinance No. 576 adopted.

PUBLIC HEARING ITEMS

5. Introduction of an Ordinance Amending Section 17.28.060, Section 17.28.070, and Section 17.50.020 of the Live Oak Municipal Code to Permit Digital Display Signs
   Kevin Valente, Planning Director

   Kevin Valente, Planning Director, provided a report for the Council.

   Public Hearing was opened at 6:25 pm.

   The following member of the public submitted a public comment: Jason Ripp.

   Public Hearing was closed at 6:26 pm.

MOTION:	TABLE THE ITEM. (MOTION: THIARA; SECOND: GHAG)
VOTE:	MOTION PASSED 3-2
AYES:	COUNCILMEMBERS THIARA, GHAG, AND TICA
NOES:	VICE MAYOR HERNANDEZ AND MAYOR WOTEN

BUSINESS ITEMS

6. Confirmation of Special Assessment Taxes for Fire Protection and Lighting Maintenance for Fiscal Year 2019-20 for the Live Oak Lighting and Maintenance Assessment District of the City of Live Oak
Joe Aguilar, Finance Director

Joe Aguilar, Finance Director, provided a report for the Council.

Public Comment was opened and closed without any speakers.

MOTION: ADOPT RESOLUTION.
(MOTION: GHAG; SECOND: THIARA)

VOTE: MOTION PASSED UNANIMOUSLY

Reference Resolution No. 20-2020.

7. Budget Workshop Informational Item Covering Proposed Expenditures for Fiscal Year 2020-21
Joe Aguilar, Finance Director

Joe Aguilar, Finance Director, provided a report for the Council.

The following member of the public submitted a public comment: Jeramy Chapdelaine.

Council action: Accepted for information.

ITEMS REMOVED FROM THE CONSENT AGENDA FOR COUNCIL CONSIDERATION AND ACTION

1. City Council Meeting Minutes
Clarissa Menchaca, City Clerk

MOTION: CALL FOR THE QUESTION.
(MOTION: TICA; SECOND: HERNANDEZ)

VOTE: MOTION PASSED 3-2
AYES: COUNCILMEMBER TICA, VICE MAYOR HERNANDEZ, AND MAYOR WOTEN
NOES: COUNCILMEMBERS THIARA AND GHAG

MOTION: APPROVE ITEM 1.
(MOTION: HERNANDEZ; SECOND: TICA)

VOTE: MOTION PASSED 3-2
AYES: COUNCILMEMBER TICA, VICE MAYOR HERNANDEZ, AND MAYOR WOTEN
NOES: COUNCILMEMBERS THIARA AND GHAG

UPDATES AND ANNOUNCEMENTS FROM THE CITY ATTORNEY AND CITY MANAGER

Aaron Palmer, City Manager, provided an update regarding COVID-19 and the P Street Lift Station bid award.

COUNCILMEMBER COMMENTS (WRITTEN ONLY)

Council Member Tica provided written comments.

ADJOURNMENT

Adjourned the meeting at 8:28 pm in memory of Paul Smith and the fire victims.

_____
Bob Woten, Mayor

ATTEST:

_____
Clarissa Menchaca, City Clerk

From: J.R. Thiara
To: Clarissa Menchaca
Subject: Public Comment Submission for Live Oak Council Meeting 8/19/20
Date: Wednesday, August 19, 2020 6:06:18 PM

Re: Live Oak City Council Meeting August 19, 2020
Submission for Public Comment
By Harsev, J.R. Thiara

Why has the City Council and or Staff not placed the recently released 2020 Grand Jury Report on the Council Meeting Agenda for tomorrow dependent discussion and action by City Council Members?

Your silence and ignoring of the egregious alleged criminal and unlawful findings therein the report only substantiate guilt in the Public Eye and among a Jury of our peers.

As well, regarding the dates of City Council Meetings:
March 18 2020
April 1, 2020
April 15, 2020

During which Mayor Woten asked Councilman Tica to lead the Public in reciting the Pledge of Allegiance, Mr. Tika grossly misquoted and utterly disrespected our Oath and Pledge of Allegiance to the Flag of the United States of America: "THREE" meetings in a row while also laughing about it.

Why Mr. Mayor Woten did you allow for these grave incidences and not stop and have someone who actually knows the Pledge assume this highly regarded role. Hundres of thousands of men and women have died and still are, PROTECTING OUR FLAG AND OUR COUNTRY'S HONOR AND INTEGRITY.

And Mr. Tica you made a complete mockery of yourself our City, council members, and citizens. Why did yo not go learn the Pledge of Allegiance after the first time, you could not recite it from memory?

And you take great claim for having been the youngest Mayor ever of a City in California? Thats' Interesting

How did Mr. Woten and Mr. Tica let that ill behavior be repeated three meetings in a row? WOW! WOW! WOW!

You should be ashamed of yourselves and Begs the question, what are you doing in those seats, anyway?

The actions and attitude of Councilman Thiara at recent City Council meetings is an embarrassment to the City of Live Oak. City employees are concerned about the statements that Mr. Thiara has made regarding our City, its employees, and our leadership. We all work very hard, with already strained staffing levels to provide services to our residents. Mr. Thiara regularly yells at other Council Members, belittles other opinions, and resorts to name calling when he is frustrated. Mr. Thiara regularly ignores meeting rules and etiquette, he talks over other Council Members, the Mayor, the City Manager and the City Attorney. At the August 5, 2020 meeting Mr. Thiara can be seen not only talking over Council Members, the Mayor, the City Attorney and presenters, but he can be seen muting his live feed and talking to other people off camera and even walking away from his computer in what I would consider physically leaving the meeting while it is in progress. Mr. Thiara is an elected official, an elected leader. His ongoing actions at meetings are an embarrassment to the employees and citizens. I am leaving this comment anonymous because as an employee I am afraid of retaliation by Mr. Thiara. We are all afraid of being added to his personal agenda of public ridicule, and afraid of his potential influence on our jobs, our families, our friends, our livelihood and our wonderful community. I ask that City Council take action and protect our City, it's residents, and employees from the statements and actions of Councilman Thiara.

City Council
08-19-20 18:00

Agenda Name	Comments	Support	Oppose	Neutral
Public Comment	1	0	1	0
5.) Introduction of an Ordinance Amending Section 17.28.060, Section 17.28.070, and Section 17.50.020 of the Live Oak Municipal Code to Permit Digital Display Signs	1	1	0	0
7.) Budget Workshop Informational Item Covering Proposed Expenditures for Fiscal Year 2020-21	1	0	1	0

Sentiments for All Agenda Items

The following graphs display sentiments for comments that have location data. Only locations of users who have commented will be shown.

Overall Sentiment

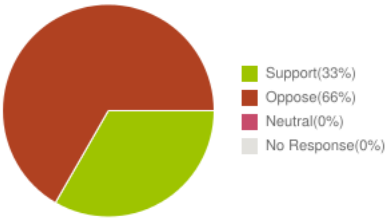

Agenda Item: eComments for Public Comment

Overall Sentiment

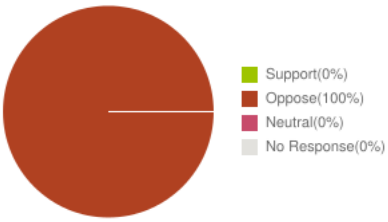

Jeramy Chapdelaine
Location:
Submitted At: 9:46am 08-18-20

The Council Meeting livestream and recording system is completely inadequate and has been getting worse over the last few months. The majority of the time you cannot hear what's being discussed. Hearing what is being said is important for transparency and inclusion, especially during this time when the public cannot attend the meetings in person. The City has I.T. Vendors under contract so there's no excuse for this going on this long and no reason it can't be resolved in a timely manner.

Agenda Item: eComments for 5.) Introduction of an Ordinance Amending Section 17.28.060, Section 17.28.070, and Section 17.50.020 of the Live Oak Municipal Code to Permit Digital Display Signs

Overall Sentiment

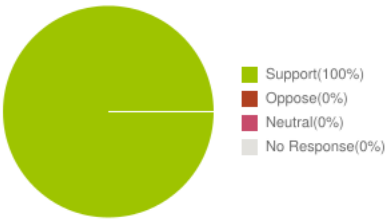

Jason Ripp
Location:
Submitted At: 1:50pm 08-19-20

Stott Outdoor Advertising, a local independent outdoor advertising company, supports adoption of this code amendment. Stott serves businesses and organizations with digital displays in nearby communities, including Oroville and Chico, and would hope to have the opportunity to perhaps bring digital displays to Live Oak. We also respectfully note that the amendment requires Planning Commission approval and compliance with State regulations for each proposed digital display. – Jason Ripp, SOA

Agenda Item: eComments for 7.) Budget Workshop Informational Item Covering Proposed Expenditures for Fiscal Year 2020-21

Overall Sentiment

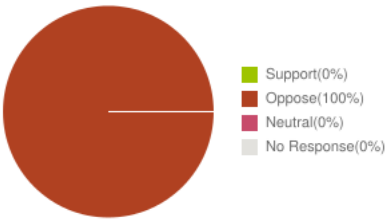

Jeramy Chapdelaine
Location:
Submitted At: 10:48am 08-19-20

Comment emailed to City Clerk, would not fit word count limitations here.

From: Jeramy Chapdelaine
To: Clarissa Menchaca
Subject: Council Meeting Comment 8/19/2020
Date: Wednesday, August 19, 2020 11:07:13 AM

Hello Clarissa,

I would like to submit the comment below for an item on tonight's City Council meeting agenda:

Item #:
7. Budget Workshop Informational Item Covering Proposed Expenditures for Fiscal Year 2020-21

Good evening Mayor and Councilmembers,

You don't have to go past the second page of this years proposed budget to see that Live Oak has serious financial problems and that it's been going on for a while.

The City doesn't only have a spending problem, it also has a revenue problem. How do you plan to address the declining revenues?

An even bigger question is how are you going to address a $248,255 deficit in this budget alone?

Are you going to just roll over the debt as you've done in previous years, or actually make a concerted effort to lower the City's operating costs?

You could Eliminate City Councilmember compensation and extremely expensive insurance benefits, this currently totals over $100,000 per year and would cover 40% of the deficit alone. This was proposed by a couple former Councilmembers many times in recent years, why isn't this on the table?

Just think if you would have Eliminated City Councilmember compensation and insurance benefits in last years budget you would be talking about a deficit of tens of thousands of dollars, not a quarter of a million.

It appears that the only way to cover the proposed deficit is to draw from general fund reserves, what is the balance of these funds?

If the City is following the recommended policy, it can't afford to sustain many more $248,255 transfers from the reserves to cover a budget deficit like the one proposed.

The reserve fund policy language states:

"The City shall maintain General Fund reserves at thirty percent (30%) of general fund appropriations (excluding non-department expenditures)."

2019 Appropriations were a little over $3 million, 30% of that is $900k.

If the reserve balance is in that ballpark, $248,255 is a substantial portion of the reserves and if you continue to follow this trend and these practices Live Oak will be bankrupt in a few years.

LIVE OAK CITY COUNCIL

MINUTES
SEPTEMBER 2, 2020
6:00 PM

The Live Oak City Council conducted this meeting in accordance with Governor Newsom's Executive Orders N-25-20 and N-29-20.

CALL TO ORDER

Meeting called to order by Mayor Woten at Live Oak City Council Chambers, 9955 Live Oak Boulevard, Live Oak, CA at 6:01 pm.

ROLL CALL

Present: Mayor Woten

Appeared via teleconference: Councilmembers Thiara, Ghag, Tica, and Vice Mayor Hernandez

PLEDGE OF ALLEGIANCE AND INVOCATION

Councilmember Tica led the Pledge of Allegiance. Councilmember Ghag delivered the invocation.

CORRECTIONS AND/OR CHANGES TO THE AGENDA BY CITY MANAGER ONLY

There were no corrections and/or changes to the agenda.

PUBLIC COMMENT

The following members of the public submitted a public comment: Jeramy Chapdelaine, Anne Fillmore Palmer, Tony Moreno, and J.R. Thiara.

CONSENT ITEMS

1. Mayor's Response to the 2019-2020 Sutter County Grand Jury Report
   Aaron Palmer, City Manager

   This item was removed from the Consent Agenda for further discussion at the request of Councilmember Ghag.

BUSINESS ITEMS

2. Proposed Operating Budget for Fiscal Year (FY) 2020-21
Joe Aguilar, Finance Director

Joe Aguilar, Finance Director, provided a report for the Council.

The following member of the public submitted a public comment: Jeramy Chapdelaine.

MOTION: TABLE THE ITEM.
(MOTION: THIARA; SECOND: GHAG)

VOTE: MOTION FAILED 2-3
AYES: COUNCILMEMBERS THIARA AND GHAG
NOES: COUNCILMEMBER TICA, VICE MAYOR HERNANDEZ, AND MAYOR WOTEN

MOTION: COUNCILMEMBERS MEET WITH CITY STAFF TO DISCUSS BUDGET AND HAVE THIS ITEM RETURN AT THE NEXT REGULARLY SCHEDULED COUNCIL MEETING WITH ERRORS CORRECTED.
(MOTION: TICA; SECOND: NONE)

*CLERK'S NOTE: MOTION FAILED FOR LACK OF SECOND.

MOTION: ADOPT RESOLUTION WITH CORRECTIONS AND ADJUSTMENTS DISCUSSED.
(MOTION: WOTEN; SECOND: HERNANDEZ)

VOTE: MOTION FAILED 2-3
AYES: VICE MAYOR HERNANDEZ AND MAYOR WOTEN
NOES: COUNCILMEMBER THIARA, GHAG, AND TICA

ITEMS REMOVED FROM THE CONSENT AGENDA FOR COUNCIL CONSIDERATION AND ACTION

1. Mayor's Response to the 2019-2020 Sutter County Grand Jury Report
Aaron Palmer, City Manager

MOTION: ADOPT THE MAYOR'S RESPONSE TO THE 2019-2020 SUTTER COUNTY GRAND JURY REPORT AS THE CITY'S RESPONSE TO THE GRAND JURY REPORT.
(MOTION: WOTEN; SECOND: HERNANDEZ)

VOTE: MOTION PASSED 3-2
AYES: COUNCILMEMBER TICA, VICE MAYOR HERNANDEZ, AND MAYOR WOTEN
NOES: COUNCILMEMBERS THIARA AND GHAG

ADJOURNMENT

Adjourned the meeting at 7:17 pm.

Bob Woten, Mayor

ATTEST:

Clarissa Menchaca, City Clerk

From: noreply@granicusideas.com
To: Clarissa Menchaca; Aaron Palmer
Subject: New eComment for City Council
Date: Saturday, August 29, 2020 5:03:49 PM

SpeakUp

New eComment for City Council

Jeramy Chapdelaine submitted a new eComment.

Meeting: City Council

Item: 1.) Mayor's Response to the 2019-2020 Sutter County Grand Jury Report

eComment: Why is this item on the consent agenda. The consent agenda is intended for routine business items, I don't know about you, but I don't think a response to an extensive investigation with substantial findings and recommendations is a routine business item. The citizens of Live Oak deserve a presentation and discussion on this item and City Council needs to provide assurance that these serious issues have and will continue to be addressed.

View and Analyze eComments

This email was sent from https://granicusideas.com.

Unsubscribe from future mailings

From: Anne Palmer
To: Clarissa Menchaca
Subject: Public Comment
Date: Wednesday, September 2, 2020 10:58:38 AM
Attachments: Dear Mayor and City Council.docx

Good Morning Clarissa,

Thank you for the info! I have an attached a public comment for this evening's meeting.

Sincerely, Anne E. Palmer

Sept. 2,2020

Dear Mayor and City Council,

I was both shocked and appalled regarding the public comments entered into the record of the City Council meeting dated August 19, 2020 by JR Thiara. His unprovoked attack on Councilman Tica was both unwarranted and without merit. I watched Mr. Tica give the pledge, via video, for the dates in question. With the exception of some audio problems, which I myself have experienced in meetings online, I heard no problem what so ever.

I have known Mr. Tica for years. He is a fine upstanding citizen, with a great caring for our city and the people in it. While I couldn't guess at Mr. Thiara's affliction, I would suggest that with his comment regarding "the youngest Mayor," that he is speaking out of envy. He appears to have an ax to grind with both Mr. Tica and Mayor Woten.

Patriotism is not about a flag or a pledge. Those are just symbols. People don't fight and die for a flag, but to protect their country and the people in it. Patriotism is about community service, the interest in doing what is best for the people, what is right, with ethics and integrity. By attacking the very people he is supposed to be working with in a public forum, Mr. Thiara shows a complete lack of both.

In my opinion, since these attacks have been made publicly, they should not go unanswered. Councilman Tica and Mayor Woten both deserve an apology and Mr. Thiara should be formally reprimanded. This kind of behavior should not be tolerated.

Sincerely,

Anne Fillmore Palmer

Live Oak District Chamber of Commerce Board of Directors, retired

Live Oak Church of the Brethren Community Facilitator, retired

Live Oak Child Development Center, Advisory Board Chair, present

From: Tony Moreno
To: Clarissa Menchaca
Subject: Public Comment submittal for next/upcoming City Council Meeting
Date: Wednesday, September 2, 2020 5:46:21 PM

Tony Moreno
2901 Fir Street
Live Oak, CA 95953

September 2, 2020

Dear Sir or Ma'am;

I hope this finds you well.

Please accept my Public Comment below (or attached) submitted for the next Regularly scheduled City Council Meeting:

I am writing to comment about the Sutter County Grand Jury Report dated June 2020: please rectify the situation. Although the Grand Jury highlighted many irregularities that have transpired in the past, I ask you, the Live Oak City Council (henceforth, LOCC) to make things right. While I would like to hear what the LOCC has to say about the Grand Jury's conclusions, I am more concerned about making things stand up to public scrutiny in the future.

I truly wish you all well in these endeavors, and I look forward to a SCGJ report where everything with LOCC is above board.

Please confirm receipt with a courtesy reply email.

Sincerely,

Tony Moreno
Electronic Signature,

During the City Council meeting on January 15, 2020, the annual financial CAFR report was presented to council for review and acceptance. No motion to accept the CAFR was made or passed. At the following City Council meeting on February 5, 2020, the January 15, 2020, minutes stated:

"Council Action: Verbal comment from the City audit firm received and annual audited financial statements accepted."

These minutes passed by a unanimous vote. No Council member made mention of whether the CAFR was truly approved by any of the Council members, since the Council never voted on this discussion item.

City Council held a closed Special Session meeting on August 15, 2019, to consider and recommend a vote to appoint the interim City Manager to a permanent position. From SCGJ interviews, we were unable to confirm whether the Mayor adjourned the meeting. The meeting continued with three Council members and the position made permanent by unanimous vote. It is unclear exactly what occurred during the meeting as the recorded session is missing about eight minutes in the middle of the recording, cut from the video streaming. No debate ensued prior to the vote and Council voted to make the position permanent. The video online was shown to Council members for comment and since then a portion of the video appears to have been altered where the video's beginning has been removed.

At the City Council meeting on June 19, 2019, the City Council considered reducing monthly wastewater rates to various businesses along the State Route 99 (SR 99) corridor due to the Live Oak Streetscape Project. Based on City Council's comments, the impact of temporary road closures was a concern. City Council was considering how Live Oak could help these businesses against any financial hardship for the project's duration. The City Council had discussed this and passed wastewater rate reductions for several businesses, but not for restaurants. Two of the five City Council members have financial ties to impacted restaurants and had recused themselves from voting, resulting in a 2-1 vote. A month later, the agenda for the August 21st City Council meeting listed two ordinances for discussion: an ordinance to reduce monthly sewer rates for restaurant and bar businesses on the west side of SR 99 and the other to reduce monthly sewer rates for restaurant and bar businesses on the east side of the SR 99. During the debate and vote on each of the ordinances, one for the west and one for the east side, the affected Council member recused himself due to financial ties to the affiliated restaurant. This allowed the other Council member to vote in favor of the ordinance in support of each other. A yes vote in support of one another's ordinance combined with the two other Council member's yes votes, made a majority, which was needed to pass the ordinance. Placing an item on the agenda where Council members have a personal conflict of interest is a clear Brown Act infraction.

The SCGJ examined City Council agendas and video recordings available online and was unable to find recordings or minutes for some of the City Council meetings. We reviewed the last two and half years of data

J.R.

Harsev, J.R. Thiara
M. (530) 870.2618

From: Jeramy Chapdelaine
To: Clarissa Menchaca
Subject: Public Comment Item #2
Date: Tuesday, September 1, 2020 7:50:53 PM

Hello Clarissa,

I would like to submit the comment below for an item on Wednesday night's City Council meeting agenda:

Item #:
2. Proposed Operating Budget for Fiscal Year (FY) 2020-21

Good evening Mayor and Councilmembers,

So after one budget workshop, the recommendation is to adopt a budget for the next 10 months that proposes a $246,054 deficit, wow.

Staff has been much more creative burying the important numbers in this report, but what's extremely concerning is that the overall fiscal condition of the City is even worse than what was discussed and presented at the Council meeting two weeks ago.

Here's is a little history and the bottom line on the general fund:

Fiscal Year Budget 2018/2019: -$243,943

Fiscal Year Budget 2019/2020 Projected: -$180,878

Fiscal Year 2020/2021 Proposed: -$246,054

There's definitely a consistent trend with the City's budget, unfortunately it's in the wrong direction, but what's worse this time around is, declining revenues and multiple years of deficits have caught up to the general fund reserve balance, which are projected to be reduced to $578,235. This is a little over half of what is supposed to be maintained in fund reserves per the City's own policy.

How are you going to address this $246,054 deficit? If you follow staff's recommendations it appears you're going to just roll over the debt as you've done in previous years and what, hope things miraculously get better next year?

To add a little perspective to the magnitude of this issue, if things don't magically get better and the City has three more budget years like the past three, Live Oak will be facing bankruptcy in 2023

The good news is you still have time to get ahead of this and you can start by eliminating City Councilmember compensation and extremely expensive insurance benefits, this currently totals over $100,000 per year and would cover 40% of the deficit alone.

As I mentioned before during the last meeting, just think if you would have taken this action in last year's budget, you would be talking about a deficit of tens of thousands of dollars right now, not a quarter of a million.

In the last meeting and in this staff report the Finance Director repeats several times that this is a "status quo budget", this is very misleading.

That means if you follow his recommendation you have about two more "status quo budget" years after this one, before Live Oak's general fund is broke.

City Council needs to understand the "status quo" budget before you tonight is not a balanced budget, it is negative nearly a quarter of a million dollars and if you accept that, there will only be a little over a half a million left in the

reserves to draw from in less than 10 months.

You still have the opportunity to make meaningful changes to the proposed budget, the consequences to not doing that tonight is having to make some even more difficult decisions in 10 months. Those decisions may have to be reducing services, programs and possibly even staffing, is it really going to need to get that bad before you take the appropriate action?

City of Live Oak
Report to City Council

Meeting Date:	September 16, 2020
Title:	Quarterly City Projects Report
Contact Information:	(Alison Schmidt, Management Analyst)
Location:	City Wide
Background:	The Quarterly City Projects Report is being presented to City Council to update the Council as to the status of current and upcoming City construction and grant projects. Brief detail is given regarding the name of the project, funding sources, and the current status of the project.
Fiscal Impacts:	None.
Recommendation:	Receive and file the September 2020 Quarterly City Projects Report.

Attachments:

September 2020 Project Report

Quarterly City Projects Report
September 11, 2020

Current Capital Projects

- Well 7, north Larkin Road – Proposition 84 IRWM Grant from Shasta County with local City funds
    - Interwest Consulting is managing the project
    - The contractor is continuing with construction, late September completion anticipated
    - PGE scheduled for late September
    - Well startup and commissioning scheduled for after site is energized by PGE
- Pennington Road West Reconstruction Connecticut to Broadway – FHWA Grant Funding from SACOG with local match
    - Council authorized the project to go out to bid at the March 4, 2020 Council meeting
    - Final plans and bid documents are being prepared
    - City coordinating with Caltrans who is using the construction yard on Pennington Rd at N Street which conflicts with this project
- Live Oak Streetscape Project, Live Oak Boulevard from south of Ash St to north of Ramsdell Dr – TIGER grant and Caltrans project funds
    - Caltrans is project lead
    - Caltrans awarded contract to DeSilva Gates
    - Construction well under way. Caltrans has a special website, www.liveoak99.com
    - 2020 construction scheduled for water, sewer, and storm drain utilities first
    - Project completion scheduled for October 2021
- PG&E Utility Relocations for Streetscape Project, Live Oak Blvd from Ash St to Ramsdell Dr – Utilize City PG&E credits and some local funds for Electrical work, no city funds necessary for gas work
    - Rule 20A relocations are complete
- City Water and Sewer Relocations for Streetscape Project, Live Oak Blvd from Ash St to Ramsdell Dr – City funded
    - Water and sewer relocations included in Caltrans bid package instead of bidding out a separate City project to save time and money
    - Work under way

Pending Capital Projects

- Recreational Trail Phase 4, north end of O Street from Kola St to Epperson Way – SACOG grant with local City match
    - Partial design completed
    - Waiting until Pennington Road projects are complete to free up staff time to proceed with this project
- Waste Water Treatment Plant Solar – Received contract from the Water Board in May, staff to begin working on project in the coming months
- Well 8, north Larkin Road at Well 7 site – CDBG grant from the State to cover the currently estimated costs
    - Now that Well 7 completion is drawing near, the Well 8 project is ready to move into environmental clearance and design phase
    - Second well, storage tank, and other necessary improvements to the site and distribution system

Future Capital Projects

- P St Lift Station – Lift station scheduled for replacement in the Capital Improvement Plan
    - RFP issued by the Public Works Department, proposals were reviewed and recommendation to Council is pending

Planning Projects

- SACOG – 100K for Housing Element and Visioning Plan
    - Planner working on both projects. An ad-hoc committee has been assigned for the visioning project

Other Open Grants

- Kristen Court Phase 2, HOME grant funding, no City funding
    - Construction is complete, rent up completed last week of August
    - City staff has ongoing reporting requirements to the State including monthly and quarterly reports until the grant is closed out with HCD. Annual project monitoring will continue for the project per HCD guidelines
- Owner Occupied Rehabilitation Program, HOME grant funding, no City funding
    - The Housing Authority is operating the program for the City due to City staff workload
    - Two loans issued last quarter for a total of 3 loans. We are still accepting applications
    - Grant expenditure deadline extended through summer 2021
- Tenant Based Rental Assistance (TBRA), HOME grant funding, no City funding
    - Staff is working with HCD to add TBRA to our existing 16-HOME grant to assist low income residents with rent and utility payments as part of the COVID-19 response
    - Grant expenditure deadline will be extended an additional 12 months if approved

Pending Grant Applications

- None

Upcoming Funding Opportunities

- Staff monitors upcoming opportunities as they are posted

LIVE OAK
CALIFORNIA

City of Live Oak
Report to City Council

Meeting Date:	September 16, 2020
Title:	Introduction of an Ordinance Amending Section 17.28.060, Section 17.28.070, and Section 17.50.020 of the Live Oak Municipal Code to Permit Digital Display Signs
Contact Information:	(Kevin Valente, Planning Director)
Location:	Citywide
Background:	On August 19, 2020, staff presented additional information at the request of Council for the proposed ordinance to amend the Live Oak Municipal Code to allow digital display signs (DDS) on Highway 99. Council voted to table the ordinance to tonight's meeting for further discussion.

Analysis: At the August 19, 2020 Council meeting, Council member Tica recommended modifying the maximum height requirement of DDS permitted in the City. Therefore, staff has provided the following language for Council's review to be included in the proposed ordinance.

Height. A DDS shall not exceed a maximum height of 20 feet measured from ground surface to the top of the sign within the Downtown Combining District (D). A DDS shall not exceed a maximum height of 40 feet measured from ground surface to the top of the sign outside the Downtown Combining District (D).

The City's Downtown Combining District (D) is currently identified on the City's Zoning Map as south of the Highway 99 and Kola Street intersection to north of the Highway 99 and Archer Avenue intersection.

In addition, at the August 19, 2020 council meeting, Council member Tiara requested Council hold a study session to further discuss the need for the proposed DDS ordinance.

As a result, staff recommends the following actions for Council's consideration:

1. Introduce the attached Ordinance amending the Live Oak Municipal Code, as written, and waive the First Reading;
2. Revise the attached Ordinance per the recommended height requirement modifications, and waive the First Reading;
3. Determine a date for Council to hold a study session for further discussion of the attached Ordinance and continue the Introduction and First Reading of the attached Ordinance to a date certain after the Council study session; or
4. Take no action for the attached Ordinance and choose not to move forward with this item.

Fiscal Impacts: None.

Recommendation: 1) Waive the first reading of the ordinance entitled "An Ordinance of the City Council of the City of Live Oak, California, Amending Section 17.28.060, Section 17.28.070, and Section 17.50.020 of the Live Oak Municipal Code" that would allow digital display signs in the City of Live Oak; 2) Revise the Ordinance per the recommended height requirement modifications, and waive the first reading; 3) Determine a date for Council to hold a study session for further discussion of the Ordinance and continue the introduction and first reading of the Ordinance to a date certain after the Council study session; or 4) Take no action for the Ordinance and choose not to move forward with this item.

Attachments:

DRAFT Sign Code Amendment Ordinance
August 19, 2020 City Council Staff Report

ORDINANCE NO. _____

AN ORDINANCE OF THE CITY COUNCIL OF THE CITY OF LIVE OAK, CALIFORNIA, AMENDING SECTION 17.28.060, SECTION 17.28.070, AND SECTION 17.50.020 OF THE LIVE OAK MUNICIPAL CODE

SECTION 1: Purpose and Authority. The purpose of this ordinance is to approve the proposed Zoning Code Text Amendment to the Live Oak Municipal Code. This ordinance is adopted pursuant to Government Code sections 65853-65859, and other applicable law.

SECTION 2: Findings. The City Council finds and determines as follows:

A. On March 17, 2020 the Planning Commission held a duly noticed public hearing concerning the proposed Zoning Code Text Amendment, which is incorporated herein by reference. After the hearing, the Planning Commission recommended that the City Council approve the proposed Zoning Code Text Amendment.

B. The proposed Zoning Code Text Amendment is exempt from environmental review pursuant to the California Environmental Quality Act (CEQA) Guidelines section 15305, Minor Alterations in Land Use Limitations.

C. The proposed Zoning Code Text Amendment is consistent with and would implement the policies of the City of Live Oak General Plan.

D. The City Council finds that the proposed Zoning Code Text Amendment, which is incorporated by reference herein, is consistent with the Zoning Ordinance Chapter 17.01: Administration.

SECTION 3: Live Oak Municipal Code Amendment.

Proposed new text is double underlined and deleted text is ~~struck through~~. Underline - strikethrough

17.28.060 Prohibited signs.

The following signs are prohibited in all zone districts:

A. Abandoned or Dilapidated Signs and Sign Structures. Such signs shall be removed within 90 days of abandonment.

B. Animated, Moving, Revolving, or Other Similar Signs. Except time, temperature and date devices and barber poles.

C. Flashing Signs. No sign (including window and other exterior lighting) shall be permitted which blinks, flashes, scintillates, has moving letters or pictures or other means of not providing constant illumination except Christmas lights for a duration not to exceed 60 days during the holiday season.

DRAFT

D. Changeable Copy Signs or Electronic Message Signs. Except as provided in ~~Table~~ Section 17.28.070.

E. Fence Signs. Unless approved as part of an overall sign plan for a permitted use and the area of the fence sign is included in the overall size allowed for the building sign.

F. Inflated Signs, Balloons and Figures. Except as provided in Section 17.28.070.B.

G. Obscene signs.

H. Off-Site Signs. Includes billboards and outdoor advertising signs, except as otherwise provided in ~~Table~~ Section 17.28.070.

I. Noise, Smoke, or Odor. Signs or devices which emit audible sound, odor, or visible matter.

J. Roof signs.

K. Vehicle Signs. Whether attached or painted on motor vehicles that are parked on or adjacent to property for more than 72 consecutive hours, for which the principle purpose of the vehicle at this location is to attract attention to a product sold or business located on the property.

L. Signs on City Property. No sign shall be located on City property or right-of-way without the express permission of the City.

M. Posters. The tacking, pasting or otherwise affixing of signs or posters of a miscellaneous character, visible from a public right-of-way, located on walls of a building, shed, fence, pole, post or other structure or anywhere on public property.

N. Pole signs.

17.28.070 Permitted signs subject to sign standards and permits.

All signs described in this section must first obtain a zoning clearance, as provided in Section 17.35.020, or a Use Permit, as provided in Section 17.35.030, to ensure compliance with these standards.

A. Every sign described in Table 17.28.070, unless otherwise provided.

B. Special Event Signs. Special event signs, banners, flags, pennants, balloons, and similar signs may be displayed on a temporary basis, not to exceed 60 days annually.

C. Outdoor Decoration. Within commercial zone districts permanent or semi-permanent displays such as bunting may be suspended from parking lot light standards provided the following is met:

1. Decorative Only. The display is decorative only and does not advertise a company, product, or a special event associated with a business; and

DRAFT

2. Traffic Safety. The display does not obstruct traffic, sight distance, or parking lot lighting.

D. Subdivision Signs and Flags.

1. As part of subdivision home sales, up to eight flags each not exceeding 20 square feet in size and within the height limits of the zone district in which they are located.

2. Two on-site subdivision identification or directional signs that are not internally lit and that do not exceed 32 square feet each and a height of 10 feet.

3. All of the flags and signs shall be removed upon completion of sales.

E. Digital Display Signs. Except as otherwise provided in this section, all digital display signs (DDS) shall comply with the requirements of this section.

1. Area. The maximum sign area for a DDS shall not exceed 300 square feet on each face. DDS signs may be single-sided or double-sided. Double-sided signs may have faces which are in a "V" configuration, so long as the angle of the "V" is no more than 45 degrees.

2. Height. A DDS shall not exceed a maximum height of 40 feet measured from ground surface to the top of the sign.

3. Location. A DDS shall be located within 100 feet of the Highway 99 right-of-way. No part of any DDS shall encroach into any public right-of-way. A DDS shall not be placed within any legal easement in a manner which substantially impedes or interferes with the purpose for which the easement was created. The applicant for a DDS shall provide information regarding the type and location of any easements near the proposed DDS to the satisfaction of the Community Development Director.

4. Spacing from Other DDS. A new DDS shall be located a minimum of 2.0 miles from any other permitted DDS, as measured along the centerline of Highway 99.

5. Animation. A DDS shall not contain any flashing, intermittent, animated, or moving components.

6. Safety. The Community Development Director, or his/her designee, shall verify that a DDS will not impede sight distance at intersections or otherwise create a pedestrian or vehicle hazard due to the location or physical characteristics of the structure.

7. Maintenance. A DDS shall be properly maintained and kept in good repair.

8. Permits. A Use Permit shall be required for any DDS. Building permit applications for DDS shall be accompanied by construction and design plans stamped by a California registered civil or structural engineer.

DRAFT

9. Illumination. Illumination of a DDS shall be limited to no more than 0.3 foot-candles above ambient lighting, as measured using the methodology established by the Outdoor Advertising Association of America (OAAA). All DDS shall be equipped with photocells or other similar technology which enable the illumination level to change in response to conditions (e.g. day, night, overcast) to comply with this standard.

10. Hours of Operation. All DDS shall operate only between the hours of 5:00 a.m. and 12:00 a.m.

11. Message Length. Individual messages shall be static images displayed for a minimum of 8 seconds.

12. Transitions. Transitions between messages shall be 2 seconds or less and shall either be instantaneous or fade out/in. Flashing, wiping, dissolving, zooming, and other animated transitions are prohibited.

13. State Requirements. DDS shall be designed, constructed, and operated consistent with all applicable Caltrans requirements and standards. The applicant is responsible for obtaining any needed permit(s) from Caltrans prior to construction of the DDS.

14. Revocation. Failure to properly maintain and/or operate a DDS consistent with the requirements of this section and any conditions applied during the Use Permit process shall be cause for revocation of the use permit authorizing the DDS as established in 17.37.100.

17.50.020 Definitions.

The following definitions apply to this title:

Sign: A structure, device, figure, display, message placard or other contrivance, or any part thereof, situated outdoors or indoors, which is designed, constructed, intended, or used to advertise, or to provide information in the nature of advertising, to direct or attract attention to an object, person, institution, business, product, service, event or location by any means, including words, letters, figures, designs, symbols, fixtures, colors, illumination or projected images. This does not include murals, paintings and other works of art that are not intended to advertise or identify any business product. Types of signs and sign terminology include the following:

1. Address sign: The numeric reference of a structure or use to a street.

2. A-frame sign: A freestanding sign, not secured or attached to the ground, usually hinged at the top, or attached in a similar manner as to form an “A” or tent shape.

3. Awning sign: A nonelectric sign that is printed or painted on or attached to an awning or canopy.

4. Banner, flag, pennant or balloon: Any cloth, bunting, plastic, paper or similar nonrigid material used for advertising purposes attached or pinned on to any

DRAFT

structure, staff, pole, line, framing or vehicle, including captive balloons and inflatable signs. This does not include flags of a state or nation or political subdivision.

5. Bench sign: A sign located on the seat or back of a bench or seat and placed on or adjacent to a public right-of-way.

6. Billboard: See "Off-site sign."

7. Changeable copy sign: A sign designed to allow changing of copy through manual, mechanical or electrical means, not including date, time and temperature. This does not include electrical message signs with moving letters or signals.

8. Civic event sign: A temporary sign posted to advertise a civic event sponsored by a public agency or similar noncommercial organization.

9. Developer/contractor sign: A temporary sign erected on a lot on which construction is taking place, limited to the duration of the construction, indicating the names of the architect, engineer, landscape architect, contractor, and the owner, financial supporters, sponsors, and similar firms having a role or interest in the project.

10. Digital display sign: An off-site sign that uses digital-display technology as a means of changing static sign images.

~~10~~11. Directional sign: An on-site sign which is designed and erected solely for the purpose of directing vehicular and/or pedestrian traffic within the project.

~~11~~12. Directory sign: A sign for listing the tenants and their suite numbers of a multiple tenant structure or center.

~~12~~13. Electronic message board: A sign with a fixed or changing display/message composed of a series of lights that maybe changed through electronic means. Does not include date time and temperature signs.

~~13~~14. Fence sign: A sign attached to or painted on a fence.

~~14~~15. Freestanding sign: Any non-movable sign that is not attached to a building.

~~15~~16. Lighted signs:

a. External: A sign illuminated by light directed toward or across it or by backlighting from a source not within the sign. Typical forms of lighting are gooseneck lamps or spotlights.

b. Internal: A sign whose light source is located in the interior of the sign so that the light goes through the face of the sign.

~~16~~17. Monument sign: A freestanding sign placed upon a solid base that is at least two-thirds the width of the sign, and not supported by poles, braces or uprights.

DRAFT

~~17~~18. Off-site sign: A sign that advertises or informs in any manner businesses, services, goods, persons, locations or events at a building site other than upon which the sign is located. Off-premises sign, billboard and outdoor advertising signs are equivalent terms.

~~18~~19. Political sign: A temporary sign directly associated with national, state or local elections.

~~19~~20. Pole sign: A freestanding sign that is mounted on a pole or poles, columns or braces.

~~20~~21. Projecting sign: Any wall sign affixed to a building wall in such a manner that its leading edge extends more than six inches beyond the surface of such building wall.

~~21~~22. Real estate sign: A temporary sign that relates to the sale, lease or rental of property or building on which the sign is located.

~~22~~23. Roof sign: A sign erected, constructed or placed above the eaves of a building.

~~23~~24. Special event sign: A sign including, but not limited to, banners, flags, pennants and balloons intended to be erected on a temporary basis, and displayed for a limited period of time, to promote a new business, the sale of new products, new management, new hours of operation, a new service or to promote a sale.

~~24~~25. Suspended sign: A sign that is suspended from the underside of a canopy, portico or like structure.

~~25~~26. Vehicle sign: A sign which is attached to, or painted on or carried in a vehicle, the principal purpose of which is to attract attention to a product sold, an activity or business.

~~26~~27. Wall sign: A sign painted or fastened to an exterior building wall and which does not project more than six inches from the wall.

~~27~~28. Window sign: Any sign painted, placed or affixed to or on a window, intended to be seen from the exterior of the building. An interior sign that faces a window exposed to public view and located within three feet of the window is considered a window sign.

SECTION 5: Severability. If any section, subsection, sentence, clause, phrase or portion of this ordinance is held by a court of competent jurisdiction to be invalid or unconstitutional, that portion shall be deemed a separate, distinct and independent provision, and the holding shall not affect the validity of the remaining portions of this ordinance.

SECTION 6. Effective Date. This ordinance shall become effective thirty (30) days after its final passage and adoption.

SECTION 7. Within fifteen (15) days after its final passage, the City Clerk shall cause this ordinance to be published in full in accordance with Section 36933 of the Government Code.

DRAFT

The foregoing ordinance was introduced and the title thereof read at the regular meeting of the City Council the _____ day of _____, 2020 and by unanimous vote of the Council members present, further reading was waived.

On a motion by Councilmember _____ seconded by Councilmember_____ the foregoing ordinance was duly passed and adopted by the City Council of the City of Live Oak at a regular meeting thereof, this _____ day of _____, 2020, by the following vote, to wit:

AYES:

NOES:

ABSENT:

ABSTAIN:

_____
MAYOR, City of Live Oak

ATTEST:

_____
CITY CLERK, City of Live Oak

APPROVED AS TO FORM:

_____
CITY ATTORNEY, City of Live Oak

DRAFT

LIVE OAK
CALIFORNIA

City of Live Oak
Report to City Council

Meeting Date: August 19, 2020

Title: Introduction of an Ordinance Amending Section 17.28.060, Section 17.28.070, and Section 17.50.020 of the Live Oak Municipal Code to Permit Digital Display Signs

Contact Information: (Kevin Valente, Planning Director)

Location: Citywide

Background: On June 17, 2020, Live Oak staff presented the ordinance included in the staff report to amend the Live Oak Municipal Code to allow digital display signs (DDS) on Highway 99 (see Attachment 02). A DDS is an off-site sign that uses digital display technology as a means of changing static messages (see Attachment 03). During the June 17, 2020 City Council meeting, the Live Oak City Council requested additional information regarding DDS for further discussion.

Analysis: Existing Electronic Reader Boards

The Live Oak City Council asked for clarification regarding the difference between the existing electronic reader board signs in the City and the proposed DDS. As illustrated in Attachment 03 and Attachment 04, the proposed DDS are larger in size and are intended to display static graphic images rather than just electronic text. Therefore, existing electronic reader boards in the City would not be affected by the proposed Ordinance allowing DDS with Planning Commission approval of a Use Permit.

Distance Between DDS

The proposed Ordinance includes location requirements identifying a new DDS shall be located a minimum of 2.0 miles from any other permitted DDS to prevent an over concentration of DDS. Live Oak City Council had questions and concerns regarding how many DDS this would permit. Currently, the Highway 99 corridor spans a distance of approximately 4.0 miles in the Live Oak city limits. Therefore, however unlikely, there could potentially be a maximum of three DDS meeting this proposed requirement. More likely, would be the potential of two DDS located in the existing city limits.

Sign Content and Benefits to the City

City Council also had concerns with what content would be displayed on any approved DDS in the City. DDS are off-site signage; therefore, it is likely to assume out of City content could be displayed on a future DDS. However, the intent would be to support local business, community events, and local programs. For example, restaurants could promote a "lunch special" during the day and a "dinner special" in the evenings. DDS can also be used for emergency information such as Amber Alerts and other time-sensitive outreach efforts by law enforcement or emergency services. In addition, because every future proposed DDS requires a Use Permit, the opportunity could be available for specific conditions of approval for a DDS by the Planning Commission. However, existing sign regulations for the City of Live Oak prevent the City from regulating the content of a sign consistent with First Amendment rights. Furthermore, the Outdoor Advertising Industry is highly regulated at the State level.

Caltrans Requirements

If the proposed Ordinance is approved, future DDS would require Planning Commission approval of a Use Permit for each proposed DDS. In addition to meeting the City's requirements, each proposed DDS would require review and approval from Caltrans. Therefore, the Live Oak City Council also asked to see Caltrans' requirements. Staff has included Caltrans' Outdoor Advertising Act and Regulations as Attachment 05 for the Council's reference.

Conclusion

Staff is recommending Council: 1) Introduce the Ordinance amending Section 17.28.060, Section 17.28.070, and Section 17.50.020 of the Live Oak Municipal Code that would allow DDS along the Highway 99 corridor with discretionary approval by the Live Oak Planning Commission; and 2) Waive the First Reading of the Ordinance.

Fiscal Impacts: None.

Recommendation: Waive the first reading of the ordinance entitled "An Ordinance of the City Council of the City of Live Oak, California, Amending Section 17.28.060, Section 17.28.070, and Section 17.50.020 of the Live Oak Municipal Code" that would allow digital display signs in the City of Live Oak.

Attachments:

Attachment 01 - DRAFT Sign Code Amendment Ordinance
Attachment 02 - 2020-06-17 City Council DDS Staff Report
Attachment 03 - Sample DDS

Attachment 04 - Existing Electronic Reader Board Signs

Attachment 05 - Caltrans Outdoor Advertising Act & Regulations

LIVE OAK
CALIFORNIA

City of Live Oak
Report to City Council

Meeting Date: June 17, 2020

Title: Introduction of an Ordinance of the City Council of the City of Live Oak Amending Section 17.28.060, Section 17.28.070, and Section 17.50.020 of the Live Oak Municipal Code to Permit Digital Display Signs

Contact Information: (Kevin Valente, Planning Director)

Location: Citywide

Background: The City has been approached about the possibility of amending Chapter 17.28 of the Live Oak Municipal Code to allow digital display signs (DDS) in the City of Live Oak. A DDS is an off-site sign that uses digital display technology as a means of changing static sign messages. Staff has included exhibits in the staff report illustrating sample DDS for reference (Attachment 02). Currently, Chapter 17.28 of the Live Oak Municipal Code prohibits off-site signs and changeable copy signs or electronic message signs. Staff researched other Cityâ€™s sign codes in the region and found DDS are commonly allowed with the approval of a Use Permit.

Analysis: City staff is proposing Section 17.28.060, Section 17.28.070, and Section 17.50.020 of the Live Oak Municipal Code be amended to allow the use of DDS along the Highway 99 corridor with Planning Commission approval of a Use Permit (Attachment 01). Therefore, each future proposed DDS would require a discretionary approval by the Live Oak Planning Commission.

Staff has prepared the following draft requirements for a DDS in the City of Live Oak:

1. Area. The maximum sign area for a DDS shall not exceed 300 square feet on each face. DDS signs may be single-sided or double-sided. Double-sided signs may have faces which are in a â€œVâ€ configuration, so long as the angle of the â€œVâ€ is no more than 45 degrees.

2. Height. A DDS shall not exceed a maximum height of 40 feet measured from ground surface to the top of the sign.

3. Location. A DDS shall be located within 100 feet of the Highway 99 right-of-way. No part of any DDS shall encroach into any public right-of-way. A DDS shall not be placed within any legal easement in a manner which

substantially impedes or interferes with the purpose for which the easement was created. The applicant for a DDS shall provide information regarding the type and location of any easements near the proposed DDS to the satisfaction of the Community Development Director.

4. Spacing from Other DDS. A new DDS shall be located a minimum of 2.0 miles from any other permitted DDS, as measured along the centerline of Highway 99.

5. Animation. A DDS shall not contain any flashing, intermittent, animated, or moving components.

6. Safety. The Community Development Director, or his/her designee, shall verify that a DDS will not impede sight distance at intersections or otherwise create a pedestrian or vehicle hazard due to the location or physical characteristics of the structure.

7. Maintenance. A DDS shall be properly maintained and kept in good repair.

8. Permits. A Use Permit shall be required for any DDS. Building permit applications for DDS shall be accompanied by construction and design plans stamped by a California registered civil or structural engineer.

9. Illumination. Illumination of a DDS shall be limited to no more than 0.3 foot-candles above ambient lighting, as measured using the methodology established by the Outdoor Advertising Association of America (OAAA). All DDS shall be equipped with photocells or other similar technology which enable the illumination level to change in response to conditions (e.g. day, night, overcast) to comply with this standard.

10. Hours of Operation. All DDS shall operate only between the hours of 5:00 a.m. and 12:00 a.m.

11. Message Length. Individual messages shall be static images displayed for a minimum of 8 seconds.

12. Transitions. Transitions between messages shall be 2 seconds or less and shall either be instantaneous or fade out/in. Flashing, wiping, dissolving, zooming, and other animated transitions are prohibited.

13. State Requirements. DDS shall be designed, constructed, and operated consistent with all applicable Caltrans requirements and standards. The applicant is responsible for obtaining any needed permit(s) from Caltrans prior to construction of the DDS.

14. Revocation. Failure to properly maintain and/or operate a DDS consistent with the requirements of this section and any conditions applied during the Use Permit process shall be cause for revocation of the use permit authorizing the DDS as established in 17.37.100.

The proposed ordinance amendment to the citywide sign requirements is exempt from environmental review pursuant to the California Environmental Quality Act (CEQA) Guidelines section 15305, Minor Alterations in Land Use Limitations.

On March 17th, 2020, the Live Oak Planning Commission recommended Council approval of the draft Ordinance amending Section 17.28.060, Section 17.28.070, and Section 17.50.020 of the Live Oak Municipal Code that would allow DDS along the Highway 99 corridor with discretionary approval by the Live Oak Planning Commission.

Therefore, staff is recommending Council waive the first reading of the ordinance entitled "An Ordinance of the City Council of the City of Live Oak, California, Amending Section 17.28.060, Section 17.28.070, and 17.50.020 of the Live Oak Municipal Code".

Fiscal Impacts: None.

Recommendation: Waive the first reading of the ordinance entitled "An Ordinance of the City Council of the City of Live Oak, California, Amending Section 17.28.060, Section 17.28.070, and 17.50.020 of the Live Oak Municipal Code".

Attachments:

Attachment 01 - Ordinance
Attachment 02 - Sample DDS

ATTACHMENT 03

Sample Digital Display Signs







ATTACHMENT 04

Existing Electronic Reader Board Signs





LIVE OAK
CALIFORNIA

City of Live Oak
Report to City Council

Meeting Date: September 16, 2020

Title: Proposed Operating Budget for Fiscal Year (FY) 2020-21

Contact Information: (Joe Aguilar, Finance Director)

Background: On behalf of the Cityâ€™s management, attached you will find the revised Proposed Budget for Fiscal Year 2020-21. The Budget totals $18.7 million of which $10.9 million is for operations and $7.8 million for capital projects. The Budget reflects the policies, goals, programs and service priorities the City Council is committed to providing the residents of Live Oak. Since August 19, staff has made some adjustments to the last draft of the budget. Attached you will find a one-page listing of those changes (see exhibit).

Big projects slated for FY 2020-21 include:
â€¢ $4.8 million for a new Well #8 and water storage tank
â€¢ $477,000 of additional road money for the Highway 99 widening project
â€¢ $960,000 for the â€œPâ€ Street Lift Station
â€¢ $750,000 for the sewer plant solar project

The operating portion of the budget for 2020-21 continues as a status quo budget. The budget does not contain any requests for additional staff positions nor new programs. The operational budget works to strengthen staff work at improving and refining the cityâ€™s facilities and community programs. We remain mindful of the need to use great care with the tax dollars entrusted to us. The General Fund portion of the budget shows expenditures exceeding revenues by $263,000 with the balance covered by cash reserves. The proposed General Fund spending is estimated at about $3.6 million for FY 2020-21 and we expect to be holding $4.2 million in cash reserves after concluding the upcoming year.

The proposed budget does not include any funding earmarks for COVID-19 efforts. The City has been allocated $113,000 from federal and state resources for COVID-19 expenses. City staff will be bringing forward an agenda item in the few weeks to cover the discussions on the use of this funding. There are several policy and funding issues surrounding the use of the money.

The largest General Fund expenditures continue in the areas of public safety.

Fire service costs began to level out in the prior year and for Fiscal Year 2020-21 contains our 3rd lease payment on our new fire engine which was delivered in 2018. This past year Sutter County was able to staff most of the patrol personnel for the City contract and the budget reflects full funding our police service contract

The budget repeats an earmarking money to rehabilitate and replace our â€œPâ€ Street Lift Station. The lift station is over 50 years old and is significantly under capacity. This item is the most expensive feature of our sewer system outside the treatment plan. The Sewer Fund also budgeted funds for the design and construction of the sewer plant solar project. The State is providing funding for 2/3â€™s of the project with the City covering the last third. There are also small capital items scattered throughout the budget for building and facility repairs and upgrades.

The City will continue to set aside funding and keep idle cash reserves for public improvements to be done in conjunction with the Highway 99 street widening. PG&E is nearing completion of the utility undergrounding and the main portion of the $28 million highway project is now underway. We expect the entire highway project to be completed in three years.

Your management remains proud of the services offered to the residents of Live Oak by a small and dedicated workforce. Live Oak employees provide exemplary service on a daily basis. The accompanying pages summarize our projected revenue and expenditures for the various City of Live Oak funds that comprise the Budget. On behalf of our entire team, we are honored to serve the residents of the City of Live Oak and appreciate the ongoing support of the City Council.

Analysis:

At the September 2nd City Council Meeting, an error was discovered in Fund 10-1030-5703 (Parks-Capital Outlay). $46,000 in vehicles and equipment was mistakenly not included in the subtotal for 10-1030-5703. That mistake has now been corrected. Also, $29,000 in that line item has now been moved to Fund 30-3000-5703 (Parks AB1600-Vehicles and Equipment). Now Fund 10-1030-5703 is $17,000 for Capital Outlay and $24,000 for Park Improvements for a total Capital Outlay of $41,000 in Fund 10-1030-5703.

After a thorough review by staff, there were no other errors discovered.

Recommendation:

1) Adopt the resolution enacting the fiscal budget for FY 2020-21; and 2) Adopt the resolution establishing the appropriation limit for FY 2020-21.

Attachments:

Resolution Adopting Annual Budget
Exhibit 1 Copy of Salary Schedule - Non-Represented
Exhibit 2 Reso Employee Pay Rate Nov 2018 Local 1
Resolution Establishing Appropriations Limit
Budget Proposed FY 2020-21

Resolution No.

RESOLUTION OF THE CITY OF LIVE OAK, COUNTY OF SUTTER, STATE OF CALIFORNIA, ADOPTING THE CITY ANNUAL BUDGET AND BUDGET POLICIES OF THE CITY FOR THE 2020-21 FISCAL YEAR

WHEREAS, the City Manager has prepared and submitted to the City Council a proposed budget for the 2020-21 fiscal year, starting July 1, 2020; and

WHEREAS, the City Council as the legislative body of the City has received and modified this proposed budget and budget policies; and

WHEREAS, the City Council has determined that it is necessary for the efficient management of the City that certain sums of revenue of the City be appropriated to the various departments, offices, agencies and activities of the City; and

WHEREAS, the City Council has adopted a budget policy (2017) that sets forth the various directives and controls for the City's budget and cash reserves.

NOW, THEREFORE, BE IT RESOLVED by the City Council of the City of Live Oak as follows:

Section 1. A certain document on file being marked and designated "City of Live Oak – Annual Budget – Fiscal Year 2020-21" said document as prepared by the City Manager, amended by the City Council, is hereby adopted for the Fiscal Year, commencing July 1, 2020.

Section 2. The following sums of money are hereby appropriated from the City of Live Oak including transfers and capital projects during the 2020-21 Fiscal Year.

General Fund	$ 3,682,154
All Other Funds	15,080,338
Total Budget	$ 18,762,492

Section 3. The City also establishes various salary ranges for full-time positions for the City as noted by the attached two exhibits for unrepresented positions and positions covered by the agreement with the Local 1 Union.

PASSED AND ADOPTED by the City Council of the City of Live Oak this 16th day of September, 2020, by the following vote:

AYES:
NOES:
ABSENT:
NOT VOTING:

APPROVED:

ATTEST:

Bob Woten, Mayor

Clarissa Menchaca, City Clerk

City of Live Oak

Salary Control Points AS of 01/23/2018

Classification		Point A	Point B	Point C	Pay for Performance
City Manager	Yr.	*determined by City Council approved contract*			
	Mo.				
	Hr.				
City Clerk	Yr.	55,240.50	63,526.58	73,055.56	84,013.90
	Mo.	4,603.38	5,293.88	6,088	7,001.16
	Hr.	26.558	30.542	35.123	40.391
Finance Director/Asistants City Manager	Yr.	87,195.20	100,274.48	115,315.65	132,613.00
	Mo.	7,266.27	8,256.21	9,609.64	11,051.08
	Hr.	41.921	48.209	55.440	63.756
Executive Assistant to City Manager	Yr.	46,653.50	53,651.53	61,699.26	70,954.15
	Mo.	3,887.79	4,470.96	5,141.61	5,912.85
	Hr.	22.430	25.794	29.663	34.113
Community Development Director	Yr.	66,971.22	77,016.90	88,569.44	101,854.85
	Mo.	5,580.94	6,418.08	7,380.79	8,487.90
	Hr.	32.198	37.027	42.581	48.969
Building Official	Yr.	58,244.27	66,980.92	77,028.06	88,582.27
	Mo.	4,853.69	5,581.74	6,419.01	7,381.86
	Hr.	28.002	32.202	37.033	42.588
Public Works Director	Yr.	66,971.22	77,016.90	88,569.44	101,854.85
	Mo.	5,580.94	6,418.08	7,380.79	8,474.90
	Hr.	32.198	37.027	42.581	48.969
Parks & Recreation Director	Yr.	41,644.39	47,885.38	55,071.99	63,332.01
	Mo.	3,470.37	3,990.45	4,589.33	5,277.67
	Hr.	20.021	20.320	23.370	26.870
Management Analyst	Yr.	55,240.50	63,526.58	73,055.56	84,013.90
	Mo.	4,603.38	5,293.88	6,087.96	7,001.16
	Hr.	26.558	30.542	35.123	40.391

City of Live Oak — Local 1 Labor Agreement Approved 11/7/18

Salary Control Points Change the salary amounts in column F, all others cells calculate based upon control

Classification		Point A	Point B	Point C	Point D	Point E	Point F
Financial Analyst	Yr.	$48,941.61	$51,517.48	$54,228.93	$57,083.08	$60,087.45	$63,249.95
	Mo.	$4,078.47	$4,293.12	$4,519.08	$4,756.92	$5,007.29	$5,270.83
	Hr.	$23.53	$24.77	$26.07	$27.44	$28.89	$30.41
Senior Administrative Assistant, Confidential	Yr.	$40,838.07	$42,987.44	$45,249.94	$47,631.51	$50,138.44	$52,777.30
	Mo.	$3,403.17	$3,582.29	$3,770.83	$3,969.29	$4,178.20	$4,398.11
	Hr.	$19.63	$20.67	$21.76	$22.90	$24.11	$25.37
Senior Administrative Assistant	Yr.	$40,838.07	$42,987.44	$45,249.94	$47,631.51	$50,138.44	$52,777.30
	Mo.	$3,403.17	$3,582.29	$3,770.83	$3,969.29	$4,178.20	$4,398.11
	Hr.	$19.63	$20.67	$21.76	$22.90	$24.11	$25.37
Administrative Assistant Financial Services	Yr.	$37,138.82	$39,093.50	$41,151.05	$43,316.90	$45,596.73	$47,996.56
	Mo.	$3,094.90	$3,257.79	$3,429.25	$3,609.74	$3,799.72	$3,999.71
	Hr.	$17.85	$18.79	$19.78	$20.83	$21.92	$23.08
Administrative Assistant Public Services	Yr.	$31,329.64	$32,978.57	$34,714.28	$36,541.35	$38,464.58	$40,489.03
	Mo.	$2,610.81	$2,748.22	$2,892.86	$3,045.12	$3,205.39	$3,374.09
	Hr.	$15.06	$15.86	$16.69	$17.57	$18.49	$19.47
Building Inspector Code Enforcement Officer II	Yr.	$54,141.78	$56,991.34	$59,990.89	$63,148.30	$66,471.90	$69,970.42
	Mo.	$4,511.82	$4,749.28	$4,999.24	$5,262.36	$5,539.33	$5,830.87
	Hr.	$26.03	$27.40	$28.84	$30.36	$31.96	$33.64
Building Inspector Code Enforcement Officer I	Yr.	$50,599.76	$53,262.91	$56,066.22	$59,017.07	$62,123.24	$65,392.88
	Mo.	$4,216.65	$4,438.58	$4,672.19	$4,918.09	$5,176.94	$5,449.41
	Hr.	$24.33	$25.61	$26.96	$28.37	$29.87	$31.44

Management Analyst	Yr.	$65,008.35	$68,429.85	$72,031.42	$75,822.54	$79,813.21	$84,013.90
	Mo.	$5,417.36	$5,702.49	$6,002.62	$6,318.55	$6,651.10	$7,001.16
	Hr.	$31.25	$32.90	$34.63	$36.45	$38.37	$40.39
Lead Water & Wastewater Treatment Plant Operator	Yr.	$71,491.84	$75,254.57	$79,215.34	$83,384.57	$87,773.23	$92,392.87
	Mo.	$5,953.59	$6,266.94	$6,596.78	$6,943.98	$7,309.45	$7,694.16
	Hr.	$34.37	$36.18	$38.08	$40.09	$42.20	$44.42
Water & Wastewater Treatment Plant Operator III	Yr.	$63,548.31	$66,892.95	$70,413.64	$74,119.62	$78,020.65	$82,127.00
	Mo.	$5,295.69	$5,574.42	$5,867.81	$6,176.64	$6,501.72	$6,843.92
	Hr.	$30.55	$32.16	$33.85	$35.63	$37.51	$39.48
Water & Wastewater Treatment Plant Operator II	Yr.	$47,503.69	$50,003.88	$52,635.67	$55,405.96	$58,322.07	$61,391.65
	Mo.	$3,958.64	$4,166.99	$4,386.30	$4,617.16	$4,860.17	$5,115.97
	Hr.	$22.84	$24.04	$25.31	$26.64	$28.04	$29.52
Water & Wastewater Treatment Plant Operator I	Yr.	$43,184.74	$45,457.62	$47,850.12	$50,368.55	$53,019.53	$55,810.03
	Mo.	$3,598.73	$3,788.14	$3,987.51	$4,197.38	$4,418.30	$4,650.84
	Hr.	$20.76	$21.85	$23.01	$24.22	$25.49	$26.83
Maintenance Worker III	Yr.	$43,246.31	$45,522.43	$47,918.35	$50,440.36	$53,095.12	$55,889.60
	Mo.	$3,603.86	$3,793.54	$3,993.20	$4,203.37	$4,424.60	$4,657.47
	Hr.	$20.79	$21.89	$23.04	$24.25	$25.53	$26.87
Maintenance Worker II	Yr.	$39,705.49	$41,795.25	$43,995.00	$46,310.52	$48,747.92	$51,313.60
	Mo.	$3,308.79	$3,482.93	$3,666.25	$3,859.21	$4,062.32	$4,276.13
	Hr.	$19.09	$20.09	$21.15	$22.26	$23.44	$24.67
Maintenance Worker I	Yr.	$35,842.77	$37,729.23	$39,714.98	$41,805.24	$44,005.52	$46,321.60
	Mo.	$2,986.90	$3,144.10	$3,309.58	$3,483.77	$3,667.12	$3,860.13
	Hr.	$17.23	$18.14	$19.09	$20.10	$21.16	$22.27

Maintenance Worker	Yr.	$29,442.95	$30,992.57	$32,623.76	$34,340.80	$36,148.21	$38,050.75
	Mo.	$2,453.58	$2,582.72	$2,718.65	$2,861.74	$3,012.36	$3,170.90
	Hr.	$14.16	$14.90	$15.68	$16.51	$17.38	$18.29
Park Maint. Worker III	Yr.	$43,246.31	$45,522.43	$47,918.35	$50,440.36	$53,095.12	$55,889.60
	Mo.	$3,603.86	$3,793.54	$3,993.20	$4,203.37	$4,424.60	$4,657.47
	Hr.	$20.79	$21.89	$23.04	$24.25	$25.53	$26.87
Park Maint. Worker II	Yr.	$39,705.49	$41,795.25	$43,995.00	$46,310.52	$48,747.92	$51,313.60
	Mo.	$3,308.79	$3,482.93	$3,666.25	$3,859.21	$4,062.32	$4,276.13
	Hr.	$19.09	$20.09	$21.15	$22.26	$23.44	$24.67
Park Maint. Worker I	Yr.	$35,842.77	$37,729.23	$39,714.98	$41,805.24	$44,005.52	$46,321.60
	Mo.	$2,986.90	$3,144.10	$3,309.58	$3,483.77	$3,667.12	$3,860.13
	Hr.	$17.23	$18.14	$19.09	$20.10	$21.16	$22.27
Recreation Supervisor	Yr.	$40,838.07	$42,987.44	$45,249.94	$47,631.51	$50,138.44	$52,777.30
	Mo.	$3,403.17	$3,582.29	$3,770.83	$3,969.29	$4,178.20	$4,398.11
	Hr.	$19.63	$20.67	$21.76	$22.90	$24.11	$25.37

Resolution No.

RESOLUTION OF THE CITY OF LIVE OAK, COUNTY OF SUTTER, STATE OF CALIFORNIA, ESTABLISHING THE APPROPRIATIONS LIMIT FOR FISCAL YEAR 2020-202 PURSUANT TO ARTICLE XIIIB OF THE CALIFORNIA CONSTITUTION

WHEREAS, Article XIIIB of the California Constitution provides that the total annual appropriation subject to limitation of each governmental agency, including this City, shall not exceed the appropriation limit of such entity of government for the prior year adjusted for changes in inflation and population, except as otherwise provided for in said Article XIIIB and implementing State statutes; and

WHEREAS, pursuant to Proposition 111, the said Article XIIIB has been modified and the City Council of the City of Live Oak may annually elect one of two options for each growth factor (the inflation growth and the population growth); and

WHEREAS, the City Council of the City of Live Oak has selected the change in Per Capita Personal Income and the growth of the City as the population factor; and

WHEREAS, the City Council of the City of Live Oak has calculated and determined that said appropriations limit for Fiscal Year 2020-21 be established in the amount of $5,202,589; and

WHEREAS, the Finance Director has made available to the public, the documentation used in the determination of the appropriations limit.

NOW, THEREFORE, BE IT RESOLVED by the City Council of the City of Live Oak determines that an appropriations limit in said amount is $5,417,692 and the same is hereby established for said Fiscal Year 2020-21; and

BE IT FURTHER RESOLVED by the City Council of the City of Live Oak determines that the appropriations subject to the appropriations limit are estimated at $4,197,371, which is below the limit of $1,220,321 for Fiscal Year 2020-21.

PASSED AND ADOPTED by the City Council of the City of Live Oak this 16th day of September, 2020, by the following vote:

AYES:
NOES:
ABSENT:
NOT VOTING:

APPROVED:

_____
Bob Woten, Mayor

ATTEST:

_____
Clarissa Menchaca, City Clerk

LIVE OAK
CALIFORNIA

Fiscal Year 2020-21

Proposed Budget

September 16, 2020

Elected Officials

Mayor	*Bob Woten*
Vice-Mayor	*Luis Hernandez*
Councilmember	*Lakhvir S. Ghag*
Councilmember	*J.R. Thiara*
Councilmember	*Aleksandar M. Tica*

Submitted by

City Manager	*Aaron Palmer*
Finance Director (Consultant)	*Joe Aguilar*

LIVE OAK
CALIFORNIA

Proposed Budget

TABLE OF CONTENTS

Page 1	All Funds Recap & Authorized Positions
Page 2	General Fund Summary & Revenues
Page 4	General Fund Departments
Page 25	Water & Sewer Operations
Page 27	Streets & Roads Departments
Page 31	Other Operating Funds
Page 42	Restricted Funds & Grants

LIVE OAK
CALIFORNIA

September 16, 2020

TO: The Honorable Mayor and Members of the City Council

FROM: Aaron Palmer, Interim City Manager
Joe Aguilar, Finance Director

SUBJECT: Budget Message for Proposed Fiscal Year 2020-21

On behalf of the City's management, attached you will find the revised Proposed Budget for Fiscal Year 2020-21. The Budget totals $18.7 million of which $10.9 million is for operations and $7.8 million for capital projects. The Budget reflects the policies, goals, programs and service priorities the City Council is committed to providing the residents of Live Oak. Since August 19, staff has made some adjustments to the last draft of the budget. Attached you will find a one-page listing of those changes (see exhibit).

Big projects slated for FY 2020-21 include:

- $4.8 million for a new Well #8 and water storage tank
- $477,000 of additional road money for the Highway 99 widening project
- $960,000 for the "P" Street Lift Station
- $750,000 for the sewer plant solar project

The operating portion of the budget for 2020-21 continues as a status quo budget. The budget does not contain any requests for additional staff positions nor new programs. The operational budget works to strengthen staff work at improving and refining the city's facilities and community programs. We remain mindful of the need to use great care with the tax dollars entrusted to us. The General Fund portion of the budget shows expenditures exceeding revenues by $263,000 with the balance covered by cash reserves. The proposed General Fund spending is estimated at about $3.6 million for FY 2020-21 and we expect to be holding $4.2 million in cash reserves after concluding the upcoming year.

The proposed budget does not include any funding earmarks for COVID-19 efforts. The City has been allocated $113,000 from federal and state resources for COVID-19 expenses. City staff will be bringing forward an agenda item in the few weeks to cover the discussions on the use of this funding. There are several policy and funding issues surrounding the use of the money.

The largest General Fund expenditures continue in the areas of public safety. Fire service costs began to level out in the prior year and for Fiscal Year 2020-21 contains our 3rd lease payment on our new fire engine which was delivered in 2018. This past year Sutter County was able to staff most of the patrol personnel for the City contract and the budget reflects full funding our police service contract

The budget repeats an earmarking money to rehabilitate and replace our "P" Street Lift Station. The lift station is over 50 years old and is significantly under capacity. This item is the most expensive feature of

our sewer system outside the treatment plan. The Sewer Fund also budgeted funds for the design and construction of the sewer plant solar project. The State is providing funding for 2/3's of the project with the City covering the last third. There are also small capital items scattered throughout the budget for building and facility repairs and upgrades.

The City will continue to set aside funding and keep idle cash reserves for public improvements to be done in conjunction with the Highway 99 street widening. PG&E is nearing completion of the utility undergrounding and the main portion of the $28 million highway project is now underway. We expect the entire highway project to be completed in three years.

Your management remains proud of the services offered to the residents of Live Oak by a small and dedicated workforce. Live Oak employees provide exemplary service on a daily basis. The accompanying pages summarize our projected revenue and expenditures for the various City of Live Oak funds that comprise the Budget. On behalf of our entire team, we are honored to serve the residents of the City of Live Oak and appreciate the ongoing support of the City Council.

Respectfully submitted,

Aaron Palmer
City Manager

Joe Aguilar
Finance Director

POSITION ALLOCATION
FISCAL YEAR 2020-21

LIVE OAK
CALIFORNIA

Authorized Full-time Positions

Administration:	
City Manager	1
City Clerk	1
Management Analyst	1
Finance:	
Management Analyst	1
Financial Analyst	1
Senior Administrative Assistant	1
Admin Assistant - Financial Services	1
Parks & Recreation:	
Parks & Recreation Director	1
Recreation Supervisor	1
Facility Maintenance Worker - I / II / III	3
Public Works & Utilities:	
Public Works Director	1
Chief Plant Operator	1
Water Quality Operator Level 3	3
Facility Maintenance Worker - I / II / III	4
Planning & Building Inspection:	
Chief Building Official	1
Management Analyst	1
Subtotal	23

Elected/Appointed	
Council:	
Mayor	1
Vice-Mayor	1
City Council Member	3
City Clerk	1
City Treasurer	1

Part Time and/or Temporary Employees	
Administration/Finance:	
Interns	1
Parks & Recreation:	
Maintenance Worker	2
Administrative Assistant	2
Referees	25
Coaches/Instructors	50
Pool Manager	1
Lifeguards	18
Streets/Public Works:	
Administrative Assistant	1
Maintenance Worker	4

Fiscal Year 2020-21
Fund Balance Summary By Fund

LIVE OAK
CALIFORNIA

Fund #	Fund Name	Projected Fund Balance 6/30/2020	Estimated Revenues FY2020-21	Resources Available FY 2020-21	Projected Spending FY 2020-21	Estimated Fund Balance 6/30/2021
10	General Fund	$ 4,806,802	$ 3,419,100	$ 8,225,902	$ 3,682,154	$ 4,543,748
12	*Water Enterprise	(61,783)	925,500	863,717	1,128,729	(265,012)
13	*Sewer Enterprise	4,118,230	2,397,200	6,515,430	4,087,718	2,427,712
	Special Revenue Funds					
14	Streets - Gas Tax	494,919	376,039	870,958	427,948	443,010
15	TDA Transportation Tax	423,112	395,000	818,112	386,800	431,312
16	Traffic Safety	1,600	-	1,600	-	1,600
17	COPS	364,116	103,000	467,116	145,000	322,116
18	Sidewalk Improvement	17,999	200	18,199	17,500	699
20	Street Lighting	48,642	56,964	105,606	61,700	43,906
21	CFD 92-1 Mello Roos	97,175	130,900	228,075	130,700	97,375
22	Fire Assessment	32,367	127,476	159,843	167,400	(7,557)
23	Fire CFD 2004-1	7,544	113,300	120,844	96,000	24,844
24	Police CFD 2004-1	20,104	307,600	327,704	304,300	23,404
25	Animal Control CFD 2004-1	1,269	17,820	19,089	15,700	3,389
26	Street Lighting CFD 2004-1	(21,372)	18,400	(2,972)	27,500	(30,472)
27	Rec/Pool CFD 2004-1	24,148	140,500	164,648	116,700	47,948
28	Drainage CFD 2004-1	137,655	19,400	157,055	117,600	39,455
30	Parks AB1600	43,270	106,000	149,270	60,000	89,270
31	Community Ctr AB1600	236,991	29,556	266,547	235,000	31,547
32	Gov't Serv PW AB1600	32,011	20,900	52,911	31,000	21,911
33	Gen Gov't AB1600	369,888	38,900	408,788	365,000	43,788
34	Police AB1600	174,182	20,900	195,082	172,000	23,082
35	Fire AB1600	150,033	56,730	206,763	148,000	58,763
36	Roads/Signals AB1600	160,519	99,300	259,819	112,000	147,819
39	Flood Control AB1600	2,080	-	2,080	2,043	37
52	Drainage Connection Fees	4,278	126,832	131,110	131,000	110
90	CDBG HR Program Income	646	90,500	91,146	90,500	646
92	HOME Housing Grants	(3,222)	93,500	90,278	93,500	(3,222)
	Capital Projects Fund					
XX	Grants Capital Projects	(150,453)	5,350,000	5,199,547	5,350,000	(150,453)
	Enterprise Funds					
50	Water Connection Fees	542,082	245,300	787,382	449,000	338,382
51	Sewer Connection Fees	269,705	289,456	559,161	610,000	(50,839)
		$ 12,344,537	**$ 15,116,273**	**$ 27,460,810**	**$ 18,762,492**	**$ 8,698,318**

* Fund Balance amounts shown for Water and Sewer Enterprise Funds represent cash held by that fund.

LIVE OAK
CALIFORNIA

City of Live Oak
General Fund 10
Budget Fiscal Year 2020-21

Dept #	Department	Actual Expenditures FY 2018-19	Adopted Budget FY 2019-20	Actuals Thru 5-31-20 FY 2019-20	Projected FY 2019-20	Proposed Budget FY 2020-21
1000	City Council	$ 91,945	$ 102,600	$ 82,658	$ 110,299	$ 118,142
1005	Administration	452,716	256,200	314,108	344,179	283,406
1010	Finance Services	207,915	268,100	211,566	232,039	280,633
1060	City Attorney	75,110	65,400	48,547	61,260	69,500
1065	Economic Development	22,080	527,800	13,074	13,074	23,500
1045	Fire Services	1,202,888	641,462	679,486	602,913	626,362
1050	Police Services	760,131	735,200	873,345	792,125	805,200
1055	Animal Control Services	111,628	99,800	150,565	104,287	111,050
1015	Community Development	196,523	355,300	213,032	251,769	242,833
1020	Building Inspection	186,340	167,800	175,574	190,310	202,607
1025	Engineering	39,840	16,700	11,293	17,722	20,350
1030	Parks Operations	200,306	339,800	324,962	326,814	464,363
1035	Recreation Services	247,779	319,600	271,800	273,620	263,690
1040	Pool Operations	78,404	100,700	87,528	70,786	64,146
1032	Facility Maintenance	101,793	55,400	96,444	104,552	106,372
	Subtotals	3,975,398	4,051,862	3,553,982	3,495,749	3,682,154
	Total General Fund Revenues	3,731,450	3,866,600	2,330,482	3,314,871	3,419,100
	Revenues Over Expenditures	$ (243,948)	$ (185,262)	$ (1,223,500)	$ (180,878)	$ (263,054)

City of Live Oak
General Fund 10
Revenue Estimates

	Description	Actual Revenues FY 2018-19	Adopted Budget FY 2019-20	Actuals Thru 5-31-20 FY 2019-20	Projected FY 2019-20	Proposed Budget FY 2020-21
	GENERAL FUND REVENUES					
4101	Secured Property Taxes	$ 649,914	$ 750,400	$ 386,966	$ 660,912	$ 674,000
4103	Unsecured Property Taxes	34,055	36,700	33,961	36,026	36,700
4107	Homeowners Exemption	6,909	7,200	3,444	7,100	7,200
4111	Property Tax In Lieu Veh Fees	889,435	889,400	494,560	989,121	1,090,000
4113	General Sales and Use Tax	394,402	407,000	266,209	350,000	255,000
4115	Prop 172 Sales Tax	33,104	39,200	25,303	33,500	21,500
4119	Prior Year Taxes	260,919	-	-	-	-
4120	Property Tax Other	46,121	29,000	-	22,270	22,700
4137	Excise Tax	198,170	36,000	113,638	120,500	142,800
	Total Taxes	2,513,029	2,194,900	1,324,081	2,219,429	2,249,900
4131	Business License	40,217	42,000	38,271	39,500	40,000
4132	State Required Fees	629	1,700	596	600	700
4134	Plan Check, Eng & Planning	24,081	100	-	1,000	1,000
4135	Building Permit Fees	261,860	115,000	167,987	172,000	195,000
4136	Plan Review Fees Building	50,344	52,000	41,495	42,000	55,000
4139	SMIP Fees	143	-	271	300	300
4140	CA Bldg Standards Commission	108	-	143	150	200
4141	Plan Retention Fees	2,258	2,300	2,881	2,900	3,000
4143	Variance Use Permit Fees	15,310	16,000	24,450	25,000	20,000
4145	Code Enforcement Fees	60,204	2,000	11,754	11,754	5,000
	Total Licenses, Fees, Permits	455,154	231,100	287,848	295,204	320,200
4147	PG&E Franchise Fee	60,204	65,800	64,806	64,806	67,000
4149	Cable TV Franchise Fee	59,312	47,700	38,313	46,000	46,000
4151	Recology Franchise	113,285	93,200	87,926	105,000	109,000
4152	Recology General Maint.	-	10,500	8,895	10,500	14,000
	Total Franchise Fees	232,801	217,200	199,940	226,306	236,000
4119	Property Transfer Tax	18,946	18,000	19,797	22,000	23,000
4123	VLF Motor Vehicle In Lieu	4,425	4,300	6,996	6,996	5,000
4125	State Mandated Cost Reimb	-	500	-	-	300
4127	Vehicle Code Fines	2,594	5,000	1,239	2,000	2,000
4128	City Fines	-	-	-	-	12,000
4129	Fish and Game	365	-	177	384	400
	Total Intergovernmental	26,330	27,800	28,209	31,380	42,700

City of Live Oak
General Fund 10
Revenue Estimates

	Description	Actual Revenues FY 2018-19	Adopted Budget FY 2019-20	Actuals Thru 5-31-20 FY 2019-20	Projected FY 2019-20	Proposed Budget FY 2020-21
	GENERAL FUND REVENUES cont.					
4155	Copies	5	100	72	100	100
4157	Caltrans Reimbursement	1,467	2,200	1,222	2,400	2,400
4159	Fire Department Rent	-	1,200	-	-	-
4165	Administrative Fee	28,292	32,000	23,275	23,275	12,000
4201	Swimming Pool Fees	10,313	9,700	4,075	4,075	4,000
4203	Recreation Special Events	3,134	4,100	4,059	4,059	2,000
4205	Swim Lessons/Fees	4,756	4,900	895	895	1,000
4207	Youth Basketball	4,281	5,800	5,715	2,715	2,700
4209	Mens Basketball	6,981	5,900	-	-	1,000
4211	Adult Aerobic Classes	1,240	1,500	660	660	700
4212	Adult Soccer	7,054	6,400	3,925	3,925	4,000
4213	Recreation Fees Other	480	100	-	-	400
4214	Youth Soccer	11,976	10,400	11,155	11,155	11,000
4216	Wrestling Program	2,728	4,200	3,627	3,627	-
4219	Scholarship Program	3,400	7,000	1,100	1,500	3,400
	Total Charges for Services	86,107	95,500	59,780	58,386	44,700
4169	Interest Earnings	104,330	67,000	79,031	95,000	60,000
	Total Use of Money	104,330	67,000	79,031	95,000	60,000
4161	Rents & Royalties	63,355	49,200	52,065	55,000	45,000
4167	Miscellaneous Income	20,151	100,000	36,123	36,123	40,000
4171	Sale of Fixed Assets	(4,558)	3,000	-	-	500
4173	Cash Over/Short	26		43	43	100
	Land Sales-Surplus Parcels	-	500,000	-	-	-
4601	SACOG Grant	-	50,000	-	-	50,000
	Total Other Revenues	78,974	702,200	88,231	91,166	135,600
4303	Legal Cost Transfer	55,823	69,700	32,990	40,000	65,000
4305	Finance Cost Transfer	104,200	120,800	97,925	108,000	112,000
4309	General Govt Cost Transfer	70,401	123,600	123,601	133,000	135,000
4311	Engineering Cost Transfer	4,301	16,800	8,846	17,000	18,000
	Total Revenue Transfers	234,725	330,900	263,362	298,000	330,000
	TOTAL GENERAL FUND REVENUES	**$ 3,731,450**	**$ 3,866,600**	**$ 2,330,482**	**$ 3,314,871**	**$ 3,419,100**

CITY OF LIVE OAK
CITY COUNCIL #1000

MISSION

To adopt legislation, provide direction to the administration of the City and promote the best interests of the community locally and with other governmental agencies

SERVICES

The voters elect the City Council to serve as the policy-making board of the City. The Live Oak City Council has five members, including the Mayor. Council members are elected at large and serve four year terms. The Mayor and Vice-Mayor are elected by the City Council to serve one year terms. The City Council acts upon all legislative matters concerning the City, approving and adopting ordinances, resolutions, contracts, and other matters requiring overall policy decisions and leadership. The City Council appoints the City Manager and City Attorney, who report to the Council. The Council also appoints various commissions, boards, and advisory committees.

LOOKING AHEAD to FY 2019-2020, the Council will focus on several initiatives, including:

- Undergrounding of PG&E electric utilities along the 99 Highway Corridor
- Relocation of city utilities in and around the 99 Highway Corridor
- Completion of new water main westward from Highway 99
- Road reconstruction of Pennington Road from Broadway to Connecticut
- Consideration of disposing surplus land and purchasing land along the highway corridor
- Rehabilitation of the 'P' Street sewer lift station

Budget Recap	Actual Expenditure	Adopted Budget	Adopted Budget
Spending Category	FY 2017-18	FY 2018-19	FY 2019-20
Salaries & Benefits	$ 89,502	$ 91,400	$ 61,200
Services & Supplies	19,285	35,700	36,700
Capital Outlay	0	0	0
Debt & Contingencies	0	0	0
Transfers	3,142	4,700	4,300
Total	$ 111,929	$ 131,800	$ 102,200

City Information	**2017**	**2018**	**2019**
Population	8,636	8,781	8,840
Assessed Valuation	$357,386,873	$374,879,041	$401,382,023

City of Live Oak
General Fund 10
Departmental Expenditures 1000 - City Council

Acct #	Description	Actual Expenditures FY 2018-19	Adopted Budget FY 2019-20	Actuals Thru 5-31-20 FY 2019-20	Projected FY 2019-20	Proposed Budget FY 2020-21
5001	Salaries Elected	$ 15,606	$ 19,000	$ 16,044	$ 17,503	$ 17,461
	80% of 5 members					
5003	Salaries Permanent	875	-	875	-	-
5013	Social Security	734	1,200	679	739	1,176
5015	Medicare	172	300	159	173	275
5019	Workers Compensation	604	800	621	621	806
5021	CalPERS City employer rate	1,442	1,100	1,091	1,191	1,060
5023	CalPERS Employee rate paid by City	537	600	256	279	279
5025	Health Insurance	43,356	33,400	39,283	43,012	47,966
5027	Dental Insurance	2,694	3,400	1,993	2,177	2,286
5029	Vision Insurance	580	700	509	556	568
5031	Life Insurance	665	700	610	665	665
	Total Salaries & Benefits	67,265	61,200	62,120	66,916	72,542
5319	Small Tools and Equipment	2,108	1,500	-	-	1,200
	$600 IPADS repairs and replacements					
5323	Communications	4,125	19,300	3,146	23,000	24,000
	$19,000 Accela license council meetings					
	$1,500 cell phones 5 members $25/Mo					
	$2,400 data iPad 5 members $38/mo					
	$1,100 misc licenses/annual fees					
5331	Travel, Lodging & Meals	4,511	5,400	4,412	4,458	5,400
	$1,000 per Councilmember					
	$400 mileage reimbursements					
5335	Professional Development	4,766	5,000	4,750	8,754	5,000
	$1000 per Councilmember					
5341	Professional Services	1,685	2,300	1,415	2,361	2,500
	$1,000 misc services and allocations					
5343	Liability Insurance	3,025	3,100	3,024	920	3,100
5349	Fidelity Insurance	19	100	19	41	100
	Total Services and Supplies	20,239	36,700	16,766	39,534	41,300
5903	Legal Cost Transfer	1,040	1,300	598	650	900
5905	Finance Cost Transfer	2,001	2,000	1,475	1,500	1,700
5909	General Government Transfer	1,400	1,400	1,699	1,699	1,700
	Total Interfund Transfers	4,441	4,700	3,772	3,849	4,300
	Total Department Expenditures	$ 91,945	$ 102,600	$ 82,658	$ 110,299	$ 118,142

LIVE OAK
CALIFORNIA

CITY OF LIVE OAK
ADMINISTRATION 1005

MISSION

To provide leadership and supervision to the organization to carry out the City Council's policies and priorities in the most equitable, effective and efficient manner that benefits the community. The Office provides professional management guidance to the organization, the City Council and citizens.

SERVICES

The City Manager is responsible for the day-to-day administration and operation of City government including ultimate responsibility for Public Safety, Community Development, City Clerk, Human Resources, Finance, Parks and Recreation, and Public Works. The City Manager reports directly to the City Council and provides administrative direction to department heads based on Council goals and priorities. Responsibilities of the department include:

- With support of the Finance Department, prepare the City's annual Operating and Capital Improvement Budget;
- Attend to personnel matters;
- Execute and administer agreements and contracts;
- Oversee preparation and distribution of Council agendas and packets;
- Coordinate and collaborate with the Council to initiate new policies, address policy and program issues, and respond to community concerns;
- Oversee the effective and efficient administration and operation of all City Departments; and
- Adopt and implement organizational policies that facilitate the effective and efficient operation of the overall organization.

LOOKING AHEAD to FY 2019-2020

This next year, the will focus on several initiatives, including:

- Completing the undergrounding of PG&E electric utilities along the 99 Highway Corridor
- Relocating city utilities in and around the 99 Highway Corridor
- Completing Well #7 and accompanying filtration system
- Completion of new water main westward from Highway 99
- Road reconstruction of Pennington Road from Broadway to Connecticut
- Consideration of disposing surplus land and purchasing land along the highway corridor
- Rehabilitation of the 'P' Street sewer lift station
- Complete the hiring of full-time personnel so that the City can have a full contingent of staffing after several years of vacant positions

LIVE OAK
CALIFORNIA

Budget Recap

Spending Category	Actual Expenditure FY 2017-18	Adopted Budget FY 2018-19	Adopted Budget FY 2019-20
Salaries & Benefits	$ 236,712	$ 180,000	$ 153,900
Services & Supplies	109,212	121,000	97,300
Capital Outlay	0	0	0
Debt & Contingencies	0	0	0
Transfers	4,252	6,100	5,000
Total	$ 350,176	$ 307,100	$ 256,200

City of Live Oak
General Fund 10
Departmental Expenditures 1005 - Administration

Acct #	Description	Actual Expenditures FY 2018-19	Adopted Budget FY 2019-20	Actuals Thru 5-31-20 FY 2019-20	Projected FY 2019-20	Proposed Budget FY 2020-21
5003	Salaries Permanent	$ 62,921	$ 107,400	$ 81,406	$ 93,000	$ 125,816
5004	Salary Savings vacant position	-	-	-	-	(13,000)
5005	Part-Time Wages	5,661	-	5,661	-	-
5006	Outsource Personnel	150,290	-	21,015	23,000	-
5010	Technology Allowance	-	-	600	660	720
5011	Car Allowance	313	200	2,187	2,400	2,400
5013	Social Security	4,460	6,500	5,179	5,900	7,591
5015	Medicare	1,043	1,500	1,211	1,350	1,852
5017	Unemployment Insurance	958	800	607	607	846
5019	Workers Compensation	4,015	4,400	4,126	4,126	5,427
5021	CalPERS City employer rate	3,357	7,100	5,245	6,000	8,652
5025	Health Insurance	12,065	23,900	20,280	22,186	19,956
5027	Dental Insurance	47	1,500	1,332	1,397	1,400
5029	Vision Insurance	58	300	137	150	188
5031	Life Insurance	201	300	-	-	258
	Total Salaries & Benefits	245,389	153,900	148,986	160,776	162,106
5301	Office Supplies	3,531	3,400	3,726	4,014	4,200
5303	Operating Supplies	1,986	600	188	543	700
5309	Safety Items	1,109	500	-	-	300
5311	Repair & Maintenance	184	200	-	21	300
5319	Small Tools and Equipment	2,196	2,000	3,750	3,750	4,000
5321	Rents & Leases	12,781	11,500	5,649	6,500	10,000
	Copier - $400/mo					
	Usage - $550/mo (avg)					
	Other - $100/mo					
5323	Communications	13,148	4,800	63,953	65,336	6,000
5325	Advertising	4,505	3,100	5,171	5,572	6,000
5327	Postage	1,372	1,200	585	1,242	2,000
5329	Printing & Copying	338	400	439	439	500
5331	Travel, Lodging & Meals	3,317	3,400	5,641	5,641	6,000
5333	Dues & Subscriptions	12,587	13,000	15,681	15,681	16,000
5335	Professional Development	1,872	4,000	3,216	3,216	4,000
5337	Licenses & Permits	480	300	616	616	700
5341	Professional Services	68,671	35,000	15,545	19,000	35,000
	$20,000 City-Wide Strategy Svcs					
	$10,000 Human Resource outsourcing					
5343	Liability Insurance	5,570	5,800	3,391	3,391	3,500
5345	Property & Equip Insurance	4,509	4,600	5,437	5,437	5,700
5353	Special Departmental Expense	21,066	3,500	11,481	21,119	7,000
	$5,000 consolidated election costs					
5703	Equipment	22,723	-	16,680	17,763	5,000
	Total Services/Supplies	181,945	97,300	161,149	179,281	116,900
5901	Interfund Transfer	19,762	-	-	-	-
5903	Legal Cost Transfer	1,921	1,800	1,195	1,298	1,400
5905	Finance Cost Transfer	3,699	3,200	2,778	2,824	3,000
	Total Interfund Transfers	25,382	5,000	3,973	4,122	4,400
	Total Department Expenditures	$ 452,716	$ 256,200	$ 314,108	$ 344,179	$ 283,406

City of Live Oak
General Fund 10
Departmental Expenditures 1010 - Finance

Acct #	Description	Actual Expenditures FY 2018-19	Adopted Budget FY 2019-20	Actuals Thru 5-31-20 FY 2019-20	Projected FY 2019-20	Proposed Budget FY 2020-21
5003	Salaries Permanent	$ 9,968	$ 46,300	$ 11,024	$ 13,700	$ 49,589
5005	Salaries Extra Help	12,129	1,600	11,215	11,215	-
5011	Car Allowance	160	200	110	120	240
5012	Bi-lingual Pay	300	-	550	600	600
5013	Social Security	1,392	2,900	1,388	1,550	3,089
5015	Medicare	325	700	324	375	723
5017	Unemployment Insurance	174	300	173	173	347
5019	Workers Compensation	694	2,000	713	713	2,118
5020	CalPERS Unfunded Liability	53,652	60,200	55,855	60,933	66,900
	$191,000, 35% to Gen Fund					
5021	CalPERS City employer rate	1,796	5,400	2,245	2,700	5,843
5023	CalPERS Employee rate paid by	672	1,900	620	700	1,916
5025	Health Insurance	9,779	17,500	13,958	14,295	16,370
5027	Dental Insurance	502	1,000	859	886	943
5029	Vision Insurance	110	200	128	135	172
5031	Life Insurance	94	100	116	122	133
	Total Salaries & Benefits	91,747	140,300	99,278	108,217	148,983
5301	Office Supplies	848	900	886	886	900
5317	Maintenance & Service Contrac	8,682	9,500	8,965	9,200	9,800
	$2,100 Core Financials					
	$1,600 Payroll software					
	$1,600 Bus license software					
	$2,800 misc contracts					
5319	Small Tools and Equipment	206	500	-	-	300
5323	Communications	437	400	755	800	1,000
5325	Advertising	287	400	-	-	400
5329	Printing & Copying	983	1,100	564	700	1,500
5333	Dues & Subscriptions	435	600	460	460	600
5335	Professional Development	170	200	319	319	400
5341	Professional Services	90,716	97,000	85,930	96,000	100,000
	$79,173 accounting services					
	$10,000 audit expenses					
	$6,000 HdL Property Tax					
	$3,800 HdL Sales Tax					
	$5,500 miscellaneous					
5343	Liability Insurance	1,072	1,100	723	723	750
5349	Fidelity Insurance	48	100	102	102	100
5353	Special Departmental Expense	8,685	9,200	7,590	8,500	9,500
	$3,000 CalPERS actuarial charges					
	$5,000 bank service charges					
	Total Services and Supplies	112,569	121,000	106,294	117,690	125,250
5903	Legal Cost Transfer	1,600	2,400	1,594	1,732	1,800
5909	General Government Transfer	1,999	4,400	4,400	4,400	4,600
	Total Interfund Transfers	3,599	6,800	5,994	6,132	6,400
	Total Department Expenditures	$ 207,915	$ 268,100	$ 211,566	$ 232,039	$ 280,633

LIVE OAK
CALIFORNIA

CITY OF LIVE OAK
CITY ATTORNEY 1060

MISSION

The City Attorney serves as the primary legal advisor to the City Council and provides legal assistance and support to the City staff. The office of the City Attorney's mission is to advance the City's and Community's welfare in the interests of equality, justice and fairness by:

- Providing high level legal representation that is ethical, efficient and cost effective;
- Advising City officials and staff;
- Providing timely and comprehensive assistance and;
- Representing the City and its employees vigorously and fairly.

SERVICES

The City Attorney represents and advises the City Council, City Manager, Boards and Commissions, and Department Heads. The City Attorney prepares legal opinions, ordinances, resolutions, contracts, and other documents requested by Council and Management. The City Attorney investigates and defends claims against the City and resolves them as authorized by the City Council. With the approval of the Council, the City Attorney may initiate litigation to enforce the City's rights or to protect the public health, safety or welfare.

Budget Recap 8 Spending Category	Actual Expenditure FY 2017-18	Adopted Budget FY 2018-19	Adopted Budget FY 2019-20
Salaries & Benefits	$ 0	$ 0	$ 0
Services & Supplies	70,937	70,000	63,000
Capital Outlay	0	0	0
Debt & Contingencies	0	0	0
Transfers	1,039	1,800	2,400
Total	$ 71,976	$ 71,800	$ 65,400

City of Live Oak
General Fund 10
Departmental Expenditures 1060 - Attorney

Acct #	Description	Actual Expenditures FY 2018-19	Adopted Budget FY 2019-20	Actuals Thru 5-31-20 FY 2019-20	Projected FY 2019-20	Proposed Budget FY 2020-21
5341	Professional Services *$48,000 retainer*	$ 73,310	$ 63,000	$ 46,304	$ 59,000	$ 67,000
5905	Finance Cost Transfer	1,101	1,200	1,042	1,059	1,200
5909	General Government Transfer	699	1,200	1,201	1,201	1,300
	Total Interfund Transfers	1,800	2,400	2,243	2,260	2,500
	Total Department Expenditures	$ 75,110	$ 65,400	$ 48,547	$ 61,260	$ 69,500

City of Live Oak
General Fund 10
Department Expenditures 1065 - Econ. Development

Acct #	Description	Actual Expenditures FY 2018-19	Adopted Budget FY 2019-20	Actuals Thru 5-31-20 FY 2019-20	Projected FY 2019-20	Proposed Budget FY 2020-21
5313	Repair & Maint Buildings					
5337	Licenses & Permits	$ 783	$ 1,000	$ 783	$ 783	$ 1,000
5341	Professional Services	15,000	10,000	5,000	5,000	10,000
	$10K Mural Projects					
5345	Property & Equip Insurance	6,297	6,300	7,291	7,291	7,500
5353	Special Dept Expense	-	10,500	-	-	5,000
	$5K various programs					
	Total Services and Supplies	22,080	27,800	13,074	13,074	23,500
5703	Land Purchases	-	500,000	-	-	-
	Total Department Expenditures	$ 22,080	$ 527,800	$ 13,074	$ 13,074	$ 23,500

City of Live Oak
General Fund 10
Departmental Expenditures 1045 - Fire

Acct #	Description	Actual Expenditures FY 2018-19	Adopted Budget FY 2019-20	Actuals Thru 5-31-20 FY 2019-20	Projected FY 2019-20	Proposed Budget FY 2020-21
5313	Repair & Maint Buildings	$ 30,233	$ 15,000	$ 3,079	$ 3,600	$ 20,000
	$17K rehab sleeping facilities					
5337	Licenses & Permits	779	1,000	1,594	1,594	1,700
5339	Utilities	-	-	3,427	6,000	6,500
5341	Professional Services	656,880	684,800	547,400	656,880	711,000
	$656,891 annual contract					
5345	Property & Equip Insurance	2,130	19,200	2,335	18,500	19,200
	Total Services and Supplies	690,022	720,000	557,835	686,574	758,400
5501	Principal	70,532	73,050	73,050	73,050	75,658
5503	Interest	19,630	17,112	16,090	16,090	14,504
	Fire engine lease payments					
	Total Debt & Contingency	90,162	90,162	89,140	89,140	90,162
5703	Equipment	612,245	5,000	4,346	4,346	4,000
	Fire apparatus equipment					
5903	Legal Cost Transfer	3,759	7,100	4,716	5,123	5,300
5905	Finance Cost Transfer	7,101	12,500	10,849	11,030	11,400
5909	General Govt Transfer	4,799	12,600	12,600	12,600	13,000
5913	Public Safety Contra - Transfer	(205,200)	(205,900)	-	(205,900)	(255,900)
	Total Interfund Transfers	(189,541)	(173,700)	28,165	(177,147)	(226,200)
	Total Department Expenditures	$ 1,202,888	$ 641,462	$ 679,486	$ 602,913	$ 626,362

5913: Includes $113,100 from Fund 22 Fire Assessments and $92,800 Fund 23 CFD 2004-1

City of Live Oak
General Fund 10
Departmental Expenditures 1050 - Police

Acct #	Description	Actual Expenditures FY 2018-19	Adopted Budget FY 2019-20	Actuals Thru 5-31-20 FY 2019-20	Projected FY 2019-20	Proposed Budget FY 2020-21
5313	Repair & Maint Buildings	$ 6,378	$ 6,000	$ 3,322	$ 3,913	$ 5,000
	$1,500 facilities, keys, shelves, etc					
5323	Communications	4,644	5,200	4,610	5,041	5,400
	$4,600 phones					
5337	Licenses & Permits	457	600	462	462	600
5339	Utilities	6,584	6,500	4,594	5,615	6,500
5341	Professional Services	956,799	950,000	818,453	1,015,169	1,055,000
	Patrol Serv 80% share					
	Lieutenant 100%					
	$6,000 K9 expenses					
5345	Property & Equip Insurance	2,130	2,200	2,335	2,335	2,400
5353	Special Dept Expense	-	300	-	-	-
	Total Services and Supplies	976,992	970,800	833,776	1,032,535	1,074,900
5903	Legal Cost Transfer	4,638	9,900	6,577	7,145	7,300
5905	Finance Cost Transfer	8,901	17,500	15,190	15,443	15,800
5909	General Gov't Transfer	6,000	17,800	17,802	17,802	18,000
5913	Public Safety Contra Expense	(236,400)	(280,800)	-	(280,800)	(310,800)
	Total Interfund Transfers	(216,861)	(235,600)	39,569	(240,410)	(269,700)
	Total Department Expenditures	$ 760,131	$ 735,200	$ 873,345	$ 792,125	$ 805,200

5913: Includes $280,800 from Fund 24 CFD 2004-1

City of Live Oak
General Fund 10
Departmental Expenditures 1055 - Animal Services

Acct #	Description	Actual Expenditures FY 2018-19	Adopted Budget FY 2019-20	Actuals Thru 5-31-20 FY 2019-20	Projected FY 2019-20	Proposed Budget FY 2020-21
5341	Professional Services	$ 111,354	$ 111,000	$ 89,135	$ 111,000	$ 116,500
5353	Special Dept Expense	E	-	-	-	1,000
	Total Services/Supplies	111,354	111,000	89,135	111,000	117,500
5501	Principal	52,882	52,900	52,882	52,882	52,900
5503	Interest Expense	5,593	1,000	5,841	5,841	5,900
	Total Debt & Contingency	58,475	53,900	58,723	58,723	58,800
5903	Legal Cost Transfer	798	700	464	504	550
5905	Finance Cost Transfer	1,501	1,200	1,041	1,058	1,100
5909	General Gov't Transfer	1,000	1,200	1,202	1,202	1,300
5913	Public Safety Contra Expense	(61,500)	(68,200)	-	(68,200)	(68,200)
	Total Interfund Transfers	(58,201)	(65,100)	2,707	(65,436)	(65,250)
	Total Department Expenditures	$ 111,628	$ 99,800	$ 150,565	$ 104,287	$ 111,050

5913: Includes $53,000 from Fund 21 CFD 92-1 for animal control facility debt
5913: Includes $15,200 from Fund 25 CFD 2004-1 for annual services

LIVE OAK
CALIFORNIA

COMMUNITY DEVELOPMENT 1015

MISSION

To ensure balanced land use, orderly development, protection of public health and safety, and conservation of environmental resources

SERVICES

The Community Development Department provides professional guidance and technical assistance to the City Council, Planning Commission and the public. The department is responsible for preparing, amending, maintaining, and implementing policies and regulations contained in the City's General Plan, Housing Element, Zoning Regulations, other planning related ordinances, and Building Code. The department's responsibilities include:

- Assist residents and applicants in understanding land use and building regulations;
- Maintain planning and building related ordinances by preparing and proposing amendments as necessary;
- Maintain and report demographic and housing data as required to other agencies including the California Department of Housing and Community Development (HCD), Department of Finance, and Sacramento Area Council of Governments (SACOG).
- Evaluate development proposals, prepare and present reports, develop and draft recommendations, conditions of approval, and findings for review by the City Planning Commission and the City Council;
- Evaluate and process amendments to approved projects
- Review applications and issue other licenses and permits as required

Budget Recap	Actual Expenditure	Adopted Budget	Adopted Budget
Spending Category	FY 2017-18	FY 2018-19	FY 2019-20
Salaries & Benefits	$ 157,647	$ 166,400	$ 232,900
Services & Supplies	78,340	117,400	107,900
Capital Outlay	0	0	0
Debt & Contingencies	0	0	0
Transfers	5,954	8,200	14,500
Total	$ 241,941	$ 292,000	$ 355,300

City of Live Oak
General Fund 10-1015
Department Expenditures Community Development

Acct #	Description	Actual Expenditures FY 2018-19	Adopted Budget FY 2019-20	Actuals Thru 5-31-20 FY 2019-20	Projected FY 2019-20	Proposed Budget FY 2020-21
5003	Salaries Permanent	$ 62,554	$ 161,600	$ 83,968	$ 96,000	$ 93,098
5004	Salary Savings vacant position	-	-	-	-	(14,000)
5010	Technology Allowance	-	-	225	247	250
5011	Car Allowance	55	100	822	905	900
5012	Bi-lingual Pay	75	-	319	357	350
5013	Social Security	4,753	9,900	5,690	6,400	5,632
5015	Medicare	1,111	2,300	1,330	1,450	1,363
5017	Unemployment Insurance	434	1,000	607	607	499
5019	Workers Compensation	4,116	9,400	4,230	4,230	4,615
5021	CalPERS City employer rate	9,226	19,300	10,390	11,800	10,717
5023	CalPERS Employee rate paid by Cit	5,479	7,200	5,105	5,530	5,440
5025	Health Insurance	9,285	20,700	12,871	14,110	13,157
5027	Dental Insurance	662	1,000	590	653	622
5029	Vision Insurance	128	200	139	153	132
5031	Life Insurance	155	200	173	190	158
	Total Salaries & Benefits	98,033	232,900	126,459	142,632	122,933
5303	Operating Supplies	83	200	5	5	200
5317	Maint & Service Contracts	1,318	1,500	1,278	1,600	1,600
5319	Small Tools and Equipment	-	-	-	-	1,000
5323	Communications	375	400	927	1,000	1,100
5325	Advertising	3,439	2,900	1,409	1,800	2,500
5329	Printing & Copying	-	-	426	600	600
5333	Dues & Subscriptions	-	200	-	-	300
5335	Professional Development	56	2,000	-	-	1,000
	Training-Planning Commissioners					
5341	Professional Services	80,324	95,000	65,745	87,000	94,000
	$45,000 Retainer (Planning)					
	$50,000 Housing Element					
5343	Liability Insurance	5,079	5,300	3,957	3,957	4,000
5349	Fidelity Insurance	76	100	79	163	200
5353	Special Dept Expense	E	300	60	60	100
	Total Services and Supplies	90,750	107,900	73,886	96,185	106,600
5903	Legal Cost Transfer	1,840	3,200	2,126	2,310	2,400
5905	Finance Cost Transfer	3,499	5,600	4,862	4,943	5,100
5909	General Government Transfer	2,401	5,700	5,699	5,699	5,800
	Total Interfund Transfers	7,740	14,500	12,687	12,952	13,300
	Total Department Expenditures	$ 196,523	$ 355,300	$ 213,032	$ 251,769	$ 242,833

LIVE OAK
CALIFORNIA

CITY OF LIVE OAK
BUILDING INSPECTION 1020

MISSION

The Division provides the residents, property owners and business community of Live Oak with efficient and courteous services, with the goal of improving life through the enforcement of state and local building codes.

SERVICES

Building and Code Enforcement is responsible for the protection and the health and safety of citizens through the enforcement of building codes and standards and City Ordinances in order to ensure that both new and existing structures within the City limits meet minimum health, safety, and construction standards. The department is responsible for:

- Reviewing building permit applications for proper licensure under the California Contractors Licensing Law and local ordinances
- Reviewing construction plans for compliance with state and local building regulations/standards
- Issuing building permits;
- Performing inspections for new construction, repairs, alterations, and remodeling of existing structures, as well as moving and demolishing buildings;
- Receive and follow up on complaints from citizens regarding code enforcement issues like broken down vehicles, substandard dwellings, and overgrown weeds.

BUDGET RECAP

Spending Category	Actual Expenditure FY 2017-18	Adopted Budget FY 2018-19	Adopted Budget FY 2019-20
Salaries & Benefits	$ 159,917	$ 170,700	$ 129,600
Services & Supplies	22,746	5,700	30,000
Capital Outlay	0	0	0
Debt & Contingencies	0	0	0
Transfers	4,706	7,100	8,200
Total	$ 187,369	$ 183,500	$ 167,800

RECENT DEVELOPMENT IN FY 2018-2019

After numerous years of sparse building activity, the Building Inspection Division recently issued and inspected 79 new homes in the KB Pennington Ranch Development.

BUILDING ACTIVITY	FY 2016-17	FY 2017-18	Thru April FY 2018-19
Single Family Home Permits	3	17	67
Solar System Building Permits	83	46	75

City of Live Oak
General Fund 10
Departmental Expenditures 1020 - Building Inspection

Acct #	Description	Actual Expenditures FY 2018-19	Adopted Budget FY 2019-20	Actuals Thru 5-31-20 FY 2019-20	Projected FY 2019-20	Proposed Budget FY 2020-21
5003	Salaries Permanent	$ 99,676	$ 84,800	$ 94,722	$ 103,003	$ 87,626
5013	Social Security	6,492	5,300	5,992	6,488	5,433
5015	Medicare	1,518	1,200	1,401	1,517	1,271
5017	Unemployment Insurance	543	500	543	543	434
5019	Workers Compensation	5,937	6,400	6,102	6,102	6,204
5021	CalPERS City employer rate	13,082	11,200	13,060	14,151	11,551
5023	CalPERS Employee rate paid by	8,584	4,900	7,950	8,613	7,010
5025	Health Insurance	17,998	14,400	18,109	19,711	17,628
5027	Dental Insurance	882	700	794	857	724
5029	Vision Insurance	190	100	174	190	159
5031	Life Insurance	208	100	191	208	167
	Total Salaries & Benefits	155,110	129,600	149,038	161,383	138,207
5303	Operating Supplies	616	300	331	650	800
5307	Fuel	959	1,000	788	850	1,200
5309	Safety Items	365	300	-	-	500
5315	Repair & Maintenance Vehicles	2,879	1,500	258	258	500
5317	Maint & Service Contracts	3,593	4,800	4,521	5,800	6,000
	$3,400 software annual license					
5319	Small Tools and Equipment	-	-	-	-	1,500
5323	Communications	2,279	2,200	2,074	2,400	2,500
5331	Travel, Lodging & Meals	4,722	3,700	1,236	1,236	3,500
5333	Dues & Subscriptions	959	3,000	510	510	1,500
5335	Professional Development	1,176	2,000	2,026	2,026	2,200
5341	Professional Services	1,406	3,000	2,144	2,400	3,000
	$5,000 Specialized Inspections					
5342	Code Enforcement Expense	-	2,000	-	-	2,000
	$2,000 one property incident					
5343	Liability Insurance	5,519	5,800	5,416	5,416	5,500
5349	Fidelity Insurance	57	100	60	60	100
5353	Special Departmental Expense	-	300	-	-	1,000
	Uniforms, protective clothing					
5703	Vehicle	-	-	-	-	25,000
	Total Services and Supplies	24,530	30,000	19,364	21,606	56,800
5903	Legal Cost Transfer	1,600	1,800	1,195	1,298	1,400
5905	Finance Cost Transfer	3,000	3,200	2,778	2,824	2,900
5909	General Government Transfer	2,100	3,200	3,199	3,199	3,300
	Total Interfund Transfers	6,700	8,200	7,172	7,321	7,600
	Total Department Expenditures	$ 186,340	$ 167,800	$ 175,574	$ 190,310	$ 202,607

LIVE OAK
CALIFORNIA

CITY ENGINEER 1025

MISSION

To provide professional engineering, inspection, and administration services for planning, design, construction, and maintenance of the City's infrastructure. To ensure that all public infrastructure and improvements are designed and build in accordance with City standards and accepted engineering and construction practices.

SERVICES

The Engineering department stands responsible for planning and improving the City's infrastructure through master planning, project management, design and construction, and the inspection and regulation of development. The City currently outsources the City Engineer function to a private engineering company. The department is responsible for:

- Oversight (accuracy/safety) of engineering design related to private and public development;
- Reviewing engineering plans to ensure compliance with applicable state codes as well as local requirements/ordinances;
- Issuing encroachment, grading, improvement, transportation and other permits to applicants;
- Managing the design and construction of capital projects funded by the City's Capital Improvement Program (CIP).

The City accounts for most of the engineering work provide by the City Engineer in Street & Roads Department and various capital project accounts noted throughout this budget document. The engineering costs noted below signifies work related only to the General Fund including development review services and work not attributed to any specific capital project:

Budget Recap	Actual Expenditure	Adopted Budget	Adopted Budget
Spending Category	FY 2017-18	FY 2018-19	FY 2019-20
Salaries & Benefits	$ 0	$ 0	$ 0
Services & Supplies	21,456	45,700	14,700
Capital Outlay	0	0	0
Debt & Contingencies	0	0	0
Transfers	1,149	300	2,000
Total	$ 22,605	$ 46,000	$ 16,700

City of Live Oak
General Fund 10
Departmental Expenditures 1025 - Engineering

Acct #	Description	Actual Expenditures FY 2018-19	Adopted Budget FY 2019-20	Actuals Thru 5-31-20 FY 2019-20	Projected FY 2019-20	Proposed Budget FY 2020-21
5323	Communications	$ 375	$ 400	$ 350	$ 381	$ 400
5340	Professional Srvc-Fee Related	4,826	4,000	2,147	4,061	5,000
	$4,000 plan check outsourced					
5341	Professional Services	33,156	10,000	6,607	10,885	12,000
5353	Special Dept Expense	1,203	300	426	597	1,000
	Total Services and Supplies	39,560	14,700	9,530	15,924	18,400
5903	Legal Cost Transfer	80	400	265	288	300
5905	Finance Cost Transfer	100	800	698	710	800
5909	General Government Transfer	100	800	800	800	850
	Total Interfund Transfers	280	2,000	1,763	1,798	1,950
	Total Department Expenditures	$ 39,840	$ 16,700	$ 11,293	$ 17,722	$ 20,350

City of Live Oak
General Fund 10
Departmental Expenditures 1030 - Parks

Acct #	Description	Actual Expenditures FY 2018-19	Adopted Budget FY 2019-20	Actuals Thru 5-31-20 FY 2019-20	Projected FY 2019-20	Proposed Budget FY 2020-21
5003	Salaries Permanent	$ 75,309	$ 141,100	$ 133,757	$ 146,000	$ 179,878
5005	Salaries Extra Help	9,966	13,700	11,864	12,100	13,650
5007	Overtime	2,101	2,000	2,601	2,700	3,000
5009	Certificate Pay	-	-	-	-	12,000
5011	Car Allowance	2,718	900	2,350	2,500	2,500
5012	Bilingual Pay	1,000	-	813	1,000	1,000
5013	Social Security	5,608	9,800	8,964	9,700	12,385
5015	Medicare	1,312	2,300	2,097	2,300	2,806
5017	Unemployment Insurance	1,190	2,800	1,694	1,700	2,477
5019	Workers Compensation	5,725	11,200	5,885	6,000	10,047
5021	CalPERS City employer rate	5,391	12,600	12,074	13,200	13,809
5023	CalPERS Employee rate paid by City	-	3,700	-	-	4,073
5025	Health Insurance	32,751	52,300	46,144	50,500	58,706
5027	Dental Insurance	1,391	2,900	2,203	2,400	3,204
5029	Vision Insurance	310	500	449	500	637
5031	Life Insurance	296	400	369	400	391
	Total Salaries & Benefits	145,068	256,200	231,264	251,000	320,563
5303	Operating Supplies	10,452	10,000	8,710	10,500	12,000
	$1,000 painting supplies					
	$1,500 misc supplies					
	$3,000 routine ground bark					
5305	Chemicals (pesticides, etc)	2,446	4,500	1,999	2,400	3,500
	$1,300 Soccer Park					
	$1,700 all other parks					
5307	Fuel	7,631	5,900	7,696	8,700	9,000
5309	Safety Items	2,509	2,200	2,492	2,492	2,800
5311	Repair & Maintenance	10,563	15,300	14,736	21,500	22,000
	$3,000 tree removal					
	$3,000 current tree trimming					
	$3,100 Soccer Park					
	$6,200 all other parks					
5313	Repair & Maint Buildings	4,046	20,000	1,565	2,000	20,000
	$5,000 LL bldgs					
	$15,000 Memorial Park Repairs					
5315	Repair & Maint Vehicles	5,223	7,000	11,659	12,200	12,500
5317	Maint & Service Contracts	-	-	-	-	-
5319	Small Tools and Equip.	7,751	6,000	3,520	6,200	4,000
5323	Communications	4,288	4,200	2,596	2,900	2,900
	$2,400 cell phone exp (4)					
	$1,800 phone allowances (8)					
5325	Advertising	733	1,000	-	-	500
5331	Travel, Lodging & Meals	2,994	3,000	4,715	4,715	4,000
5335	Professional Development	1,415	1,000	3,589	3,589	4,000
5337	Licenses & Permits	172	200	327	327	400
5339	Utilities	30,572	26,600	325	26,300	29,000
	$5,000 Soccer Park					
	$2,400 little league fields					
	$21,000 City Water					

City of Live Oak
General Fund 10
Departmental Expenditures 1030 - Parks

Acct #	Description	Actual Expenditures FY 2018-19	Adopted Budget FY 2019-20	Actuals Thru 5-31-20 FY 2019-20	Projected FY 2019-20	Proposed Budget FY 2020-21
5341	Professional Services	6,465	7,000	5,527	6,000	7,000
	$3,000 uniform cleaning					
	$1,000 tests, physicals, livescans					
5343	Liability Insurance	4,911	5,200	4,561	4,561	4,700
5345	Property & Other Insurance	3,395	3,500	4,562	4,562	4,700
5349	Fidelity Insurance	48	100	50	100	100
5353	Special Dept Expense	8,225	3,000	621	621	3,000
	Total Services/Supplies	113,839	125,700	79,250	119,667	146,100
5703	Park Improvements	-	-	-	-	24,000
	Rehab baseball fields					
5703	Capital Outlay & Equipment	-	-	-	-	17,000
	$7K trash receptacles					
	$10K Replace ATV soccer park					
	Total Capital Outlay	-	-	-	-	41,000
5903	Legal Cost Transfer	1,199	3,600	2,393	2,600	2,700
5905	Finance Cost Transfer	2,201	6,400	5,554	5,646	5,800
5909	General Govt Transfer	1,499	6,500	6,501	6,501	6,800
5911	Parks Contra - Transfer	(63,500)	(58,600)	-	(58,600)	(58,600)
	Total Interfund Transfers	(58,601)	(42,100)	14,448	(43,853)	(43,300)
	Total Department Expenditures	$ 200,306	$ 339,800	$ 324,962	$ 326,814	$ 464,363

5913: Includes $58,600 from Fund 27 CFD 2004 Parks

City of Live Oak
General Fund 10
Departmental Expenditures 1035 - Recreation

Acct #	Description	Actual Expenditures FY 2018-19	Adopted Budget FY 2019-20	Actuals Thru 5-31-20 FY 2019-20	Projected FY 2019-20	Proposed Budget FY 2020-21
5003	Salaries Permanent	$ 86,137	$ 150,700	$ 89,597	$ 101,000	$ 110,528
5005	Salaries Extra Help	55,413	27,600	39,868	43,000	34,000
	Assumes regular programs Jan 2021					
5007	Overtime	521	500	549	650	800
5011	Car Allowance	2,183	3,000	1,793	2,000	2,400
5012	Bilingual Pay	963	-	1,725	1,900	2,000
5013	Social Security	9,196	11,200	7,882	8,600	9,377
5015	Medicare	2,150	2,700	1,843	2,000	2,298
5017	Unemployment Insurance	4,098	3,300	2,956	3,100	3,100
5019	Workers Compensation	3,673	10,500	3,775	3,775	6,300
5021	CalPERS City employer rate	7,461	10,900	7,863	8,800	8,089
5023	CalPERS Employee rate paid by C	2,308	700	2,305	2,504	706
5025	Health Insurance	39,716	41,000	42,433	46,500	47,256
5027	Dental Insurance	2,255	2,300	2,225	2,400	2,389
5029	Vision Insurance	487	400	471	500	464
5031	Life Insurance	314	300	285	300	283
	Total Salaries & Benefits	216,875	265,100	205,570	227,029	229,990
5323	Communications	-	-	551	600	600
5335	Professional Development	-	1,000	-	-	500
5341	Professional Services	-	500	734	734	500
5343	Liability Insurance	3,471	3,600	4,164	4,164	4,300
5349	Fidelity Insurance	38	100	40	82	100
5351	Community Promotion	11,317	14,000	8,472	8,485	11,000
	$3,000 holiday decorations					
5353	Special Dept Expense	7	-	787	787	1,000
Youth Programs						
5357	Basketball	2,548	3,300	3,202	3,202	2,000
5365	Swimming	800	1,000	200	200	500
5367	Tennis		-	58	58	100
5369	Wrestling	2,389	3,300	4,723	4,723	-
5371	Youth Soccer	14,400	12,900	13,867	13,867	14,000
5380	Skate Park Events		500	-	-	
5399	Other Youth Programs	1,607	5,000	1,450	1,450	2,300
	$1,500 summer camp					
Adult Programs						
5362	Basketball	291	2,600	3,106	3,106	1,500
	Shorter season 16 teams					
5364	Adult Aerobics/Zumba		100	-	-	500
5372	Adult Soccer	8,279	6,000	4,964	4,964	2,000
	Spring seasons only					
	Total Services/Supplies	45,147	53,900	46,318	46,422	40,900
		Actual	Adopted	Actuals		Proposed

City of Live Oak
General Fund 10
Departmental Expenditures 1035 - Recreation

Acct #	Description	Actual Expenditures FY 2018-19	Adopted Budget FY 2019-20	Actuals Thru 5-31-20 FY 2019-20	Projected FY 2019-20	Proposed Budget FY 2020-21
Acct #	Description	Expenditures FY 2018-19	Budget FY 2019-20	Thru 5-31-20 FY 2019-20	Projected FY 2019-20	Budget FY 2020-21
RECREATION EXPENDITURES cont.						
5705	Capital Equipment	E	6,500	7,578	7,578	-
	New Wrestling Mat					
5903	Legal Cost Transfer	1,359	3,100	2,060	2,238	2,300
5905	Finance Cost Transfer	2,598	5,500	4,775	4,854	4,900
5909	General Govt Transfer	1,800	5,500	5,499	5,499	5,600
5911	Recreation Contra - Transfer	(20,000)	(20,000)	-	(20,000)	(20,000)
	Total Interfund Transfers	(14,243)	(5,900)	12,334	(7,409)	(7,200)
	Total Department Expenditures	$ 247,779	$ 319,600	$ 271,800	$ 273,620	$ 263,690

5911: Includes $20,000 from Fund 27 CFD 2004 Parks

City of Live Oak
General Fund 10
Departmental Expenditures 1040 - Pool

Acct #	Description	Actual Expenditures FY 2018-19	Adopted Budget FY 2019-20	Actuals Thru 5-31-20 FY 2019-20	Projected FY 2019-20	Proposed Budget FY 2020-21
5003	Salaries Permanent	$ 20,471	$ 5,100	$ 22,198	$ 22,198	$ 5,657
5005	Salaries Extra Help	21,904	50,000	22,022	22,022	25,000
5007	Overtime	122	100	92	100	100
5009	Certificate Pay	-	-	-	-	1,500
5011	Car Allowance	588	-	550	600	300
5012	Bilingual Pay	225	-	413	450	200
5013	Social Security	2,946	3,400	2,716	2,831	1,962
5015	Medicare	689	800	635	662	445
5017	Unemployment Insurance	1,817	1,800	1,543	1,543	1,200
5019	Workers Compensation	4,327	4,300	4,447	4,447	1,250
5021	CalPERS City employer rate	1,701	700	1,820	1,976	746
5023	CalPERS Employee rate paid by	385	400	384	417	453
5025	Health Insurance	8,250	2,500	9,820	10,717	2,547
5027	Dental Insurance	449	200	443	483	141
5029	Vision Insurance	96	100	103	113	28
5031	Life Insurance	66	100	62	67	17
	Total Salaries & Benefits	64,036	69,500	67,248	68,626	41,546
5303	Operating Supplies	296	1,500	277	277	700
5305	Chemicals	14,033	12,000	8,878	10,385	12,500
5309	Safety Items	1,787	2,500	145	338	1,200
5311	Repair & Maintenance	453	16,500	-	-	13,000
	$12,000 pool surfacing repairs					
5319	Small Tools and Equipment	3,245	500	-	-	500
5323	Communications	248	200	295	343	300
5337	Licenses & Permits	784	900	784	784	900
5339	Utilities	-	3,300	-	-	-
5341	Professional Services	2,445	-	-	-	-
5343	Liability Insurance	3,019	3,100	3,442	3,442	3,500
5345	Property & Equip Insurance	1,132	1,100	1,521	1,521	1,600
5349	Fidelity Insurance	28	-	30	61	100
5353	Special Dept Expense	2,940	4,000	-	-	3,000
	$2,200 lifeguard certifications					
	Total Services and Supplies	30,410	45,600	15,372	17,151	37,300
5903	Legal Cost Transfer	958	1,200	797	866	900
5905	Finance Cost Transfer	1,799	2,200	1,909	1,941	2,100
5909	General Government Transfer	1,201	2,200	2,202	2,202	2,300
5911	Pool Contra - Transfer	(20,000)	(20,000)	-	(20,000)	(20,000)
	Total Interfund Transfers	(16,042)	(14,400)	4,908	(14,991)	(14,700)
	Total Department Expenditures	$ 78,404	$ 100,700	$ 87,528	$ 70,786	$ 64,146

5911: Includes $20,000 from Fund 27 CFD 2004 Parks

City of Live Oak
General Fund 10
Department Expenditures Facility Maintenance

Acct #	Description	Actual Expenditures FY 2018-19	Adopted Budget FY 2019-20	Actuals Thru 5-31-20 FY 2019-20	Projected FY 2019-20	Proposed Budget FY 2020-21
5003	Salaries Permanent	$ 10,337	$ -	$ 6,786	$ 7,234	$ 7,400
5005	Salaries Extra Help	408	-	3,192	3,459	3,500
5007	Overtime	30	-	-	-	-
5011	Car Allowance	166	-	180	196	200
5012	Bilingual Pay	31	-	38	44	50
5013	Social Security	713	-	627	671	697
5015	Medicare	167	-	147	157	158
5017	Unemployment Insurance	478	-	454	489	489
5019	Workers Compensation	60	-	62	62	440
5021	CalPERS City employer rate	92	-	72	83	84
5025	Health Insurance	962	-	784	889	900
5027	Dental Insurance	40	-	31	36	40
5029	Vision Insurance	7	-	5	6	7
5031	Life Insurance	7	-	5	6	7
	Total Salaries & Benefits	13,498	-	12,383	13,332	13,972
5303	Operating Supplies	437	-	667	700	800
5309	Safety Items	144	-	318	400	500
5313	Repair & Maint Buildings	38,466	18,000	45,167	48,000	47,000
	$4,800 generator servicing					
	$4,000 Boy Scout Bldg lot					
5323	Communications	6,982	6,600	8,589	9,500	9,700
5337	Licenses & Permits	2,084	2,100	1,862	1,862	2,100
5339	Utilities	35,550	25,100	23,900	27,200	28,500
	Includes $1,500 Boy Scout bldg					
5345	Property & Equip Insurance	3,535	3,600	3,558	3,558	3,800
	Total Services and Supplies	87,198	55,400	84,061	91,220	92,400
5705	Furniture/Equipment	1,097	-	-	-	-
	Total Department Expenditures	$ 101,793	$ 55,400	$ 96,444	$ 104,552	$ 106,372

City of Live Oak
Fund 12
Department 1200 - Water Enterprise

Acct #	Description	Actuals FY 2018-19	Adopted Budget FY 2019-20	Actuals Thru 5-31-20 FY 2019-20	Projected FY 2019-20	Proposed Budget FY 2020-21
	REVENUES					
4169	Services Charges	$ 873,133	$ 916,500	$ 792,661	$ 873,379	$ 920,000
4405	Penalty Charges	6,453	7,100	4,434	4,434	4,000
4404	Services Miscellaneous	-	1,000	1,413	1,913	1,500
4401	Interest Earnings	1,977	800	353	352	-
4172	Contributed Capital Grants	577,087	-	-	-	-
	TOTAL FUND REVENUES	$ 1,458,650	$ 925,400	$ 798,861	$ 880,078	$ 925,500
	EXPENDITURES					
5001	Salaries Elected	1,951	2,400	2,000	2,182	1,896
5003	Salaries Permanent	184,043	266,198	249,853	274,015	271,668
5005	Salaries Extra Help	22,091	7,800	23,080	23,251	10,000
5000	Salary Savings vacant positions	-	(15,000)	-	-	(15,000)
5006	Outsourced Personnel	22,512	-	-	-	-
5007	Overtime	3,241	3,000	4,255	4,510	4,500
5010	Technology Allowance	-	-	225	247	300
5011	Car Allowance	1,095	1,700	1,537	1,699	1,700
5012	Bilingual Pay	-	-	3,355	3,687	3,700
5013	Social Security	12,633	16,780	17,561	19,067	16,876
5015	Medicare	2,954	3,888	4,107	4,459	4,008
5017	Unemployment Insurance	2,610	2,074	2,847	2,853	1,953
5019	Workers Compensation	11,843	16,780	12,173	12,173	17,625
5020	CalPERS Unfunded Liability	38,323	25,800	23,938	26,114	19,100
	$191,000 annually 10% to Water					
5021	CalPERS City employer rate	16,449	26,410	25,533	27,851	26,938
5022	Noncash pension expense GASB (	41,292	-	-	-	-
5023	CalPERS Employee rate paid by C	5,885	6,700	5,597	6,069	6,163
5025	Health Insurance	49,194	50,865	62,194	68,097	44,524
5027	Dental Insurance	3,706	3,400	3,549	3,901	3,347
5029	Vision Insurance	734	645	808	886	673
5031	Life Insurance	682	750	741	818	658
5024	OPEB ARC Expense	187	-	-	-	-
	Total Salaries & Benefits	421,425	420,190	443,353	481,879	420,629
5301	Office Supplies	2,579	2,800	1,841	2,012	2,200
5303	Operating Supplies	3,611	2,200	3,301	3,374	3,500
5305	Chemicals	25,245	26,000	30,376	37,433	38,000
5307	Fuel	3,429	4,500	2,644	2,924	3,500
5309	Safety Items	1,118	1,000	753	753	800
5311	Repair & Maintenance	29,952	30,000	28,104	31,961	42,000
	$10K tree trimming					
5312	Repair Distribution System	-	15,000	-	182	12,000
	$7K booster pump interface					
5313	Repair & Maint Buildings	54	500	-	-	500
5315	Repair & Maint Vehicles	3,841	3,500	1,427	4,248	4,000

City of Live Oak
Fund 12
Department 1200 - Water Enterprise

Acct #	Description	Actuals FY 2018-19	Adopted Budget FY 2019-20	Actuals Thru 5-31-20 FY 2019-20	Projected FY 2019-20	Proposed Budget FY 2020-21
	WATER EXPENDITURES cont.					
5317	Maint & Service Contracts	16,058	19,600	10,654	10,654	15,000
	$2,000 Tesco Electrical maint					
	$5,000 uniform services					
5319	Small Tools and Equip	3,238	3,000	771	1,912	2,500
5321	Rents & Leases	8,450	6,700	5,000	6,143	6,200
5323	Communications	1,828	4,000	3,903	4,204	4,200
5325	Advertising	-	500	-	-	500
5327	Postage	6,103	7,000	5,163	5,640	5,800
5329	Printing & Copying	3,759	3,600	2,699	3,768	3,900
5331	Travel, Lodging & Meals	200	-	305	969	1,000
5333	Dues & Subscriptions	4,049	5,400	-	-	4,000
5335	Professional Dev	759	1,000	4,758	6,023	4,000
5337	Licenses & Permits	13,125	18,000	15,611	15,764	16,000
5339	Utilities	161,652	170,000	146,483	190,532	195,000
5341	Professional Services	182,474	164,000	93,091	102,668	120,000
	$13,000 audit services					
	$39,500 accounting services 20%					
	$10,000 City Engineer					
	$11,000 Yuba City Lab					
	$7,000 Alliant Networking Service					
5343	Liability Insurance	15,397	15,400	12,810	12,810	13,000
5345	Property & Other Insur	11,709	11,700	15,471	15,471	15,500
5347	Vehicle Insurance	-	-	-	-	-
5349	Fidelity Insurance	199	200	210	429	500
5353	Special Dept Expense	175	200	-	-	500
	Total Services/Supplies	499,004	515,800	385,375	459,874	514,100
5501	Principal	40,000	40,000	-	40,000	40,000
5503	Interest	44,200	43,500	3,148	43,500	41,800
	Total Debt Service	84,200	83,500	3,148	83,500	81,800
5705	Capital Projects	E	-	775	775	75,000
	MXU meters replace 325 units					
5705	Grant Funded Projects	577,087	-	-	-	-
	Total Capital Outlay	577,087	-	775	775	75,000
5903	Legal Cost Transfer	7,760	8,200	5,448	5,919	6,000
5905	Finance Cost Transfer	14,897	14,700	12,759	12,971	13,000
5909	General Govt Transfer	10,101	14,900	14,899	14,899	15,000
5911	Engineering Transfer	1,200	5,400	3,062	3,170	3,200
	Total Interfund Transfers	33,958	43,200	36,168	36,959	37,200
	TOTAL FUND EXPENDITURES	$ 1,615,674	$ 1,062,690	$ 868,819	$ 1,062,987	$ 1,128,729

City of Live Oak
Fund 13
Department 1300 - Sewer Enterprise Operations

Acct #	Description	Actuals FY 2018-19	Adopted Budget FY 2019-20	Actuals Thru 5-31-20 FY 2019-20	Projected FY 2019-20	Proposed Budget FY 2020-21
	REVENUES					
4401	Services Charges	$ 2,272,082	$ 2,332,000	$ 2,123,054	$ 2,318,010	$ 2,355,000
4405	Penalty Charges	17,706	20,500	10,289	10,289	10,200
4169	Interest Earnings	68,096	43,700	39,524	45,000	32,000
	TOTAL FUND REVENUES	$ 2,357,884	$ 2,396,200	$ 2,172,867	$ 2,373,299	$ 2,397,200
	EXPENDITURES					
5001	Salaries Elected	$ 1,951	$ 2,400	$ 1,982	$ 2,164	$ 1,896
5003	Salaries Permanent	265,955	450,098	337,958	370,190	573,268
5005	Salaries Extra Help	26,133	20,200	26,819	26,990	29,000
5006	Outsourced Personnel	33,768	-	-	-	-
5007	Overtime	2,803	2,500	3,813	4,039	4,000
5009	Certificate Pay	-	-	-	-	17,000
5010	Technology Allowance	-	-	450	495	500
5011	Car Allowance	4,279	3,200	5,445	5,960	6,000
5013	Social Security	18,118	28,020	23,558	25,577	35,575
5015	Medicare	4,238	6,582	5,510	5,982	8,411
5017	Unemployment Insurance	2,918	3,160	3,238	3,244	3,537
5019	Workers Compensation	40,098	30,680	41,216	41,216	37,911
5020	CalPERS Unfunded Liability	18,395	71,920	63,834	71,920	76,400
	$191,000 annually 40% to Sewer					
5021	CalPERS City employer rate	26,946	42,700	37,106	40,428	64,293
5022	Noncash pension expense GASB 68	29,022	-	-	-	-
5023	CalPERS Employee rate paid by City	12,832	11,000	12,047	13,057	11,580
5024	OPEB Expense - GASB 75	187	-	-	-	-
5025	Health Insurance	60,043	92,928	74,019	81,077	111,738
5027	Dental Insurance	4,199	5,760	4,366	4,773	6,146
5029	Vision Insurance	818	1,072	912	1,001	1,214
5031	Life Insurance	815	880	896	985	1,199
	Total Salaries & Benefits	553,518	773,100	643,169	699,098	989,668
5301	Office Supplies	2,898	3,400	1,988	2,226	2,800
5303	Operating Supplies	12,156	4,000	4,925	5,251	6,000
	$3,000 grease/oil					
5305	Chemicals	1,982	4,000	8,663	10,469	11,000
	$2,000 polymers					
5307	Fuel	9,597	7,200	12,475	13,502	14,000
5308	Inventory	2,584	22,000	9,857	13,769	15,000
	$15,000 UV lights					
	$7,000 spare parts sludge press					
	$2,000 lift station backup radio					
5309	Safety Items	1,559	2,600	2,202	2,635	3,000

City of Live Oak
Fund 13
Department 1300 - Sewer Enterprise Operations

Acct #	Description	Actuals FY 2018-19	Adopted Budget FY 2019-20	Actuals Thru 5-31-20 FY 2019-20	Projected FY 2019-20	Proposed Budget FY 2020-21
	SEWER EXPENDITURES cont.					
5311	Repair/Maint WWTP	86,753	75,000	76,807	88,858	130,000
	$15,000 clarifier repair					
	$25,000 backup pump					
	$50,000 oxidation ditch					
	$35,000 lagoon clean out					
	$5,000 misc plant repairs					
5312	Repairs/Maint Collection System	66,266	65,000	35,200	39,136	75,000
	$7,000 pressure sensors lift stations					
	$50,000 various line repairs					
	$9,000 misc lift station repairs					
5313	Repair & Maint Buildings	393	3,000	66	66	9,000
	$7,000 alarm chemical bldg					
5315	Repair & Maint Vehicles	4,826	6,500	1,602	2,239	4,000
	$5,000 routine maint 5 vehicles					
	$3,000 trans work unit 117					
	$2,000 routine maint vac truck					
5317	Maint & Service Contracts	34,044	49,500	20,049	20,049	35,000
	$18,000 UV Coombs Hopkins					
	$15,000 SCADA Stantec					
	$7,000 electrical maint Tesco					
	$15,000 generator servicing					
	$5,000 Hach					
5319	Small Tools and Equip	8,630	9,900	4,614	10,257	10,500
5321	Rents & Leases	10,084	7,300	10,022	12,683	12,500
	$1,500 copier lease					
5323	Communications	6,519	8,500	9,059	10,394	10,500
5325	Advertising	1,450	-	-	-	500
5327	Postage	6,122	7,000	5,113	5,551	5,800
5329	Printing & Copying	4,142	4,200	2,698	3,767	4,000
5331	Travel, Lodging & Meals	-	-	-	-	500
5333	Dues & Subscriptions	1,395	2,000	10	10	1,500
5335	Professional Dev	541	30,000	125	125	8,000
5337	Licenses & Permits	19,728	19,000	17,758	20,125	21,000
	$7,000 WWTP permit SWRCB					
	$3,000 FRAQMD generators					
	$2,000 SWRCP LS permit					
	$1,000 Sutter Co permit					
5339	Utilities	45,598	24,400	25,666	31,721	33,000
5912	Utilities - Sewage Plant	137,169	108,400	129,029	159,788	164,000

City of Live Oak
Fund 13
Department 1300 - Sewer Enterprise Operations

Acct #	Description	Actuals FY 2018-19	Adopted Budget FY 2019-20	Actuals Thru 5-31-20 FY 2019-20	Projected FY 2019-20	Proposed Budget FY 2020-21
	SEWER EXPENDITURES cont.					
5341	Professional Services	487,382	190,000	212,418	231,653	190,000
	$22,000 audit 50% share					
	$69,000 accounting services 35%					
	$65,000 Yuba City Lab					
	$20,000 Bill Lewis					
5343	Liability Insurance	33,407	33,400	27,114	27,114	28,000
5345	Property & Other Insurance	38,177	38,200	50,294	50,294	52,000
5349	Fidelity Insurance	342	-	359	736	800
5353	Special Departmental Expense	280	400	-	-	500
5360	Sludge Removal	13,848	30,000	10,306	10,306	15,000
	Total Services/Supplies	1,037,872	754,900	678,419	772,724	862,900
5501	Principal	-	276,000	-	276,000	280,000
5503	Interest	84,129	84,000	99,894	84,000	78,250
	Total Debt Service	84,129	360,000	99,894	360,000	358,250
5701	Buildings & Structures	-	182,500	83,156	83,156	110,000
	$90,000 plant filter rehab					
	$20,000 misc bldg repairs					
5705	Capital Projects	-	895,000	1,276	8,475	1,700,000
	$740,000 "P" Street lift station					
	$210,000 engineering/contingencies					
	$750,000 solar project					
	Total Capital Outlay	-	1,077,500	84,432	91,631	1,810,000
5903	Legal Cost Transfer	17,756	14,600	9,702	10,540	10,800
5905	Finance Cost Transfer	33,799	26,000	22,569	22,946	23,200
5909	General Govt Transfer	23,200	26,500	26,502	26,502	26,800
5911	Engineering Cost Transfer	2,900	9,700	5,505	5,698	6,100
	Total Interfund Transfers	77,655	76,800	64,278	65,686	66,900
	TOTAL FUND EXPENDITURES	$ 1,753,174	$ 3,042,300	$ 1,570,192	$ 1,989,139	$ 4,087,718

City of Live Oak
Fund 14
Department 1400 Streets/Roads Revenue Sources

Acct #	Description	Actual Revenues FY 2018-19	Adopted Budget FY 2019-20	Actuals Thru 5-31-20 FY 2019-20	Projected FY 2019-20	Proposed Budget FY 2020-21
	REVENUES					
4157	Cal Trans Reimbursement	$ 7,341	$ 8,000	$ 6,673	$ 7,400	$ 7,500
4158	Recology Road Maint	10,313	-	4,892	4,892	-
4169	Interest Earnings	(23)	2,900	4,703	5,700	4,000
4500	2103 Gas Tax	26,937	74,900	49,549	65,042	74,691
4501	2105 Gas Tax	45,691	48,900	35,498	45,130	46,857
4503	2106 Gas Tax	28,693	33,500	24,798	31,642	32,692
4505	2107 Gas Tax	59,784	64,100	43,480	56,369	56,369
4507	2107.5 Gas Tax	2,000	2,000	2,000	2,000	2,000
4508	State Gas Tax Rehab	-	145,300	131,348	147,237	151,930
4509	State Gas Tax Prior Yrs	-	-	9,938	9,938	-
4601	Grant Proceeds	17,083				
	TOTAL FUND REVENUES	$ 197,819	$ 379,600	$ 312,879	$ 375,350	$ 376,039

City of Live Oak
Fund 14
Department 1400 Streets/Roads

Acct #	Description	Actual Expenditures FY 2018-19	Adopted Budget FY 2019-20	Actuals Thru 5-31-20 FY 2019-20	Projected FY 2019-20	Proposed Budget FY 2020-21
	EXPENDITURES					
5003	Salaries Permanent	$ 36,349	$ 123,300	$ 86,853	$ 94,847	$ 126,507
5005	Salaries Extra Help	9,965	17,200	11,864	12,035	13,650
5007	Overtime	1,542	1,500	2,487	2,625	3,000
5011	Car Allowance	25	-	-	-	-
5012	Bilingual Pay	150	-	275	300	300
5013	Social Security	2,904	8,500	6,274	6,773	8,275
5015	Medicare	679	2,000	1,467	1,583	1,966
5017	Unemployment Insurance	835	2,500	1,263	1,269	2,325
5019	Workers Compensation	2,234	9,800	2,296	2,296	9,123
5019	CalPERS Unfunded Liability	-	17,200	15,958	17,409	19,100
	$191,000 annually 10% to Streets					
5021	CalPERS City employer rate	2,498	10,100	9,144	9,978	10,439
5023	CalPERS Employee rate paid by City	384	1,600	384	417	2,307
5025	Health Insurance	6,429	12,000	16,593	18,250	15,176
5027	Dental Insurance	531	800	1,118	1,200	1,171
5029	Vision Insurance	101	100	190	209	243
5031	Life Insurance	116	200	218	239	266
	Total Salaries & Benefits	64,742	206,800	156,384	169,430	213,848
5301	Office Supplies	2,446	2,700	1,742	1,913	2,500
5303	Operating Supplies	3,199	2,700	1,307	1,388	2,000
5305	Chemicals	-	-	255	255	500
5307	Fuel	801	800	230	230	500
5308	Signs	1,040	1,000	1,342	1,588	1,500
5309	Safety Items	2,125	2,000	1,814	1,814	2,000
5311	Repair & Maintenance	27,449	7,000	-	-	12,000
	$10,000 tree trimming					
5315	Repair & Maint Vehicles	4,050	2,500	2,332	2,610	3,000
5319	Small Tools and Equip	1,581	1,500	1,506	2,655	2,000
5321	Rents & Leases	179	300	390	696	800
5323	Communications	1,998	2,100	1,377	1,461	1,500
5329	Printing & Copying	696	800	146	242	500
5331	Travel, Lodging & Meals	E	1,000	-	-	500
5333	Dues & Subscriptions	815	1,100	1,062	1,062	1,000
5335	Professional Dev.	-	1,000	-	-	500
5337	Licenses & Permits	1,171	1,600	961	961	1,200
5339	Utilities	1,353	1,500	1,579	1,830	2,000
5341	Professional Services	11,097	28,000	15,985	23,083	25,000
	$19,700 accounting services 10%					
5341	Street Sweeping Services	22,809	22,500	14,515	22,000	23,000
5343	Liability Insurance	3,242	4,400	3,341	3,341	3,500
5345	Property & Other Insur	1,553	2,100	1,815	1,845	1,900
5353	Special Department Expense	-	57,500	-	-	-
	Total Services and Supplies	87,604	144,100	51,699	68,974	87,400

Acct #	Description	Actual Expenditures FY 2018-19	Adopted Budget FY 2019-20	Actuals Thru 5-31-20 FY 2019-20	Projected FY 2019-20	Proposed Budget FY 2020-21

	EXPENDITURES cont.					
5703	Vehicles & Heavy Equip	-	-	-	-	62,000
	$32,000 Pickup Truck					
	$10,000 flail mower					
	$20,000 tractor split w/Sewer					
5705	Capital Projects	-	-	-	-	50,000
	$50K traffic devices					
	Total Equipment & Projects	-	-	-	-	112,000
5901	Interfund Transfer	26,012	-	-	-	-
5903	Legal Cost Transfer	1,120	2,500	1,661	1,804	1,900
5905	Finance Cost Transfer	2,100	4,300	3,735	3,797	3,900
5909	General Govt Transfer	1,400	4,400	4,399	4,399	4,500
5911	Engineering Transfer	201	1,600	909	941	1,000
	Total Interfund Transfers	30,833	12,800	10,704	10,941	11,300
	TOTAL FUND EXPENDITURES	$ 183,179	$ 363,700	$ 218,787	$ 249,345	$ 424,548

City of Live Oak
Fund 14
Department 1415 - Storm Drains

Acct #	Description	Actual Expenditures FY 2018-19	Adopted Budget FY 2019-20	Actuals Thru 5-31-20 FY 2019-20	Projected FY 2019-20	Proposed Budget FY 2020-21
	EXPENDITURES					
5311	Repair & Maintenance	$ -	$ 2,500	$ -	$ -	$ 1,500
	$1,500 generator servicing					
5337	Licenses & Permits	320	-	352	352	400
5339	Utilities	1,699	-	1,179	1,401	1,500
5341	Professional Services	388	-	-	-	-
	Total Services and Supplies	2,407	2,500	1,531	1,753	3,400
	TOTAL FUND EXPENDITURES	$ 2,407	$ 2,500	$ 1,531	$ 1,753	$ 3,400

City of Live Oak
Fund 15
Department 1500 - Streets/Roads

Acct #	Description	Actuals FY 2018-19	Adopted Budget FY 2019-20	Actuals Thru 5-31-20 FY 2019-20	Projected FY 2019-20	Proposed Budget FY 2020-21
	REVENUES					
4511	Transportation Tax Non Transit	$ 403,657	$ 409,100	$ -	$ 409,100	$ 390,000
4169	Interest Earnings	13,367	7,200	7,171	8,000	5,000
	TOTAL FUND REVENUES	$ 417,024	$ 416,300	$ 7,171	$ 417,100	$ 395,000
	EXPENDITURES					
5333	Dues & Subscriptions	$ 815	$ -	$ 1,062	$ 1,062	$ 1,000
5341	Professional Services	2,960	15,000	2,177	8,511	15,000
	Total Services and Supplies	3,775	15,000	3,239	9,573	16,000
5705	Capital Projects	E	798,000	-	798,000	370,000
5901	Interfund Transfer	382,749	-	-	-	-
5903	Legal Cost Transfer	158	100	66	72	100
5905	Finance Cost Transfer	200	300	261	265	300
5909	General Govt Transfer	198	300	298	298	300
5911	Engineering Cost Transfer	-	100	55	57	100
	Total Interfund Transfers	383,305	800	680	692	800
	TOTAL FUND EXPENDITURES	$ 387,080	$ 813,800	$ 3,919	$ 808,265	$ 386,800

5705 Set aside of $370,000 for Highway 99 utility re-location project

City of Live Oak
Fund 17
Department 1700 - COPS

Acct #	Description	Actuals FY 2018-19	Adopted Budget FY 2019-20	Actuals Thru 5-31-20 FY 2019-20	Projected FY 2019-20	Proposed Budget FY 2020-21
	REVENUES					
4607	COPS Grant	$ 111,221	$ 100,000	$ 254,618	$ 254,618	$ 100,000
4169	Interest Earnings	6,123	3,500	3,782	4,500	3,000
	TOTAL FUND REVENUES	$ 117,344	$ 103,500	$ 258,400	$ 259,118	$ 103,000
	EXPENDITURES					
5319	Small Tools and Equipment	$ 42,054	$ 18,000	$ 92,683	$ 92,683	$ 75,000
	Replace in-car cameras					
5337	Licenses & Permits	-	15,100	-	-	5,000
	LGCrimes software Patrol MDT's					
	LGDispatch software GPS tracking					
5353	Special Departmental Expense	30	40,000	41,951	41,951	20,000
	Total Services and Supplies	42,084	73,100	134,634	134,634	100,000
5703	Vehicles & Equipment	69,137	90,000	-	-	45,000
	$45K traffic motorcycle					
	TOTAL FUND EXPENDITURES	$ 111,221	$ 163,100	$ 134,634	$ 134,634	$ 145,000

City of Live Oak
Fund 18
Department 1800 - Sidewalk Improvement

Acct #	Description	Actuals FY 2018-19	Adopted Budget FY 2019-20	Actuals Thru 5-31-20 FY 2019-20	Projected FY 2019-20	Proposed Budget FY 2020-21
	REVENUES					
4169	Interest Earnings	$ 318	$ 300	$ 180	$ 230	$ 200
	TOTAL FUND REVENUES	$ 318	$ 300	$ 180	$ 230	$ 200
	EXPENDITURES					
5705	Capital Projects	E	$ 17,500	$ -	$ -	$ 17,500
	TOTAL FUND EXPENDITURES	$ -	$ 17,500	$ -	$ -	$ 17,500

Acct 5705: Provides $17,500 for sidewalk projects

City of Live Oak
Fund 20
Department 2000 - Street Lighting

Acct #	Description	Actuals FY 2018-19	Adopted Budget FY 2019-20	Actuals Thru 5-31-20 FY 2019-20	Projected FY 2019-20	Proposed Budget FY 2020-21
	REVENUES					
4703	Assessments	$ 54,832	$ 57,000	$ 31,597	$ 52,325	$ 54,464
4157	Caltrans Reimbursement	1,775	1,800	1,478	1,478	1,500
4169	Interest Earnings	1,850	1,000	1,088	1,300	1,000
	Total Revenues	$ 58,457	$ 59,800	$ 34,163	$ 55,103	$ 56,964
	EXPENDITURES					
5339	Utilities	$ 51,978	$ 56,800	$ 36,771	$ 52,000	$ 55,000
5341	Professional Services	-	500	-	-	-
5353	Special Department Expense	-	105,000	-	64,000	-
	Total Services and Supplies	51,978	162,300	36,771	116,000	55,000
5903	Legal Cost Transfer	400	1,600	1,063	1,155	1,200
5905	Finance Cost Transfer	800	2,800	2,429	2,469	2,600
5909	General Govt Transfer	500	2,800	2,799	2,799	2,900
	Total Interfund Transfers	1,700	7,200	6,291	6,423	6,700
	Total Expenditures	$ 53,678	$ 169,500	$ 43,062	$ 122,423	$ 61,700

City of Live Oak
Fund 21
Department 2100 - CFD 92-1 Mello Roos

Acct #	Description	Actuals FY 2018-19	Adopted Budget FY 2019-20	Actuals Thru 5-31-20 FY 2019-20	Projected FY 2019-20	Proposed Budget FY 2020-21
	REVENUES					
4701	Mello Roos CFD 92-1	$ 132,930	$ 134,000	$ 68,339	$ 130,000	$ 129,700
4169	Interest Earnings	2,997	1,600	1,477	1,700	1,200
	TOTAL FUND REVENUES	$ 135,927	$ 135,600	$ 69,816	$ 131,700	$ 130,900
	EXPENDITURES					
5341	Professional Services	$ 6,261	$ 8,500	$ 6,275	$ 6,275	$ 7,000
5353	Special Dept Expense	90,128	71,000	-	67,000	67,000
	Pass thru to Live Oak Unified					
	Total Services and Supplies	96,389	79,500	6,275	73,275	74,000
5903	Legal Cost Transfer	1,199	600	399	399	500
5905	Finance Cost Transfer	2,299	1,100	955	955	1,000
5909	General Govt Transfer	1,499	1,100	1,099	1,099	1,200
5913	Public Safety Transfer	53,000	53,000	-	53,000	54,000
	Total Interfund Transfers	57,997	55,800	2,453	55,453	56,700
	TOTAL FUND EXPENDITURES	$ 154,386	$ 135,300	$ 8,728	$ 128,728	$ 130,700

*This CFD sunsets in Fiscal Year 2022-23

Line Item Detail:
5913 Includes $54,000 transfer to General Fund for animal facility debt payment

City of Live Oak
Fund 22
Department 2200 - Fire Assessment

Acct #	Description	Actuals FY 2018-19	Adopted Budget FY 2019-20	Actuals Thru 5-31-20 FY 2019-20	Projected FY 2019-20	Proposed Budget FY 2020-21
	REVENUES					
4703	Assessment	$ 121,582	$ 118,000	$ 68,872	$ 127,000	$ 127,276
4169	Interest Earnings	28	-	253	400	200
	TOTAL FUND REVENUES	$ 121,610	$ 118,000	$ 69,125	$ 127,400	$ 127,476
	EXPENDITURES					
5341	Professional Services	$ -	$ 1,200	$ -	$ -	$ -
5903	Legal Cost Transfer	1,120	1,100	731	794	800
5905	Finance Cost Transfer	2,100	1,900	1,649	1,676	1,700
5909	General Govt Transfer	1,399	1,900	1,897	1,897	1,900
5913	Public Safety Transfer	112,100	113,100	-	102,000	163,000
	Total Interfund Transfers	116,719	118,000	4,277	106,367	167,400
	TOTAL FUND EXPENDITURES	$ 116,719	$ 119,200	$ 4,277	$ 106,367	$ 167,400

5913 Includes $163,000 transfer to General Fund for annual fire services

City of Live Oak
Fund 23
Department 2300 - Fire CFD 2004-1 Mello Roos

Acct #	Description	Actuals FY 2018-19	Adopted Budget FY 2019-20	Actuals Thru 5-31-20 FY 2019-20	Projected FY 2019-20	Proposed Budget FY 2020-21
	REVENUES					
4709	Fire Assessment	$ 97,906	$ 97,000	$ 57,007	$ 105,960	$ 113,300
4170	Interest Earnings	-	-	107	107	-
	TOTAL FUND REVENUES	$ 97,906	$ 97,000	$ 57,114	$ 106,067	$ 113,300
	EXPENDITURES					
5341	Professional Services	$ -	$ 2,200	$ -	$ -	$ -
5903	Legal Cost Transfer	959	700	465	505	600
5905	Finance Cost Transfer	1,799	1,300	1,129	1,148	1,200
5909	General Govt Transfer	1,200	1,300	1,301	1,301	1,400
5913	Public Safety Transfer	93,100	92,800	69,825	92,800	92,800
	Total Interfund Transfers	97,058	96,100	72,720	95,754	96,000
	TOTAL FUND EXPENDITURES	$ 97,058	$ 98,300	$ 72,720	$ 95,754	$ 96,000

5913 Includes $92,800 transfer to General Fund for annual fire services

City of Live Oak
Fund 24
Dept 2400 - Police CFD 2004-1 Mello Roos

Acct #	Description	Actuals FY 2018-19	Adopted Budget FY 2019-20	Actuals Thru 5-31-20 FY 2019-20	Projected FY 2019-20	Proposed Budget FY 2020-21
	REVENUES					
4711	Police Assessment	$ 265,516	$ 294,000	$ 154,602	$ 287,358	$ 307,400
4169	Interest Earnings	-	100	299	299	200
	TOTAL FUND REVENUES	265,516	294,100	154,901	287,657	307,600
	EXPENDITURES					
5341	Professional Services	$ 10,175	$ 20,500	$ 10,239	$ 13,018	$ 15,000
5903	Legal Cost Transfer	2,560	2,600	1,728	1,877	1,900
5905	Finance Cost Transfer	4,901	4,500	3,904	3,969	4,000
5909	General Govt Transfer	3,299	4,600	4,600	4,600	4,600
5913	Public Safety Transfer	235,000	248,800	-	248,800	278,800
	Total Interfund Transfers	245,760	260,500	10,232	259,246	289,300
	TOTAL FUND EXPENDITURES	$ 255,935	$ 281,000	$ 20,471	$ 272,264	$ 304,300

City of Live Oak
Fund 25
Dept 2500-Animal Services CFD 2004-1 Mello Roos

Acct #	Description	Actuals FY 2018-19	Adopted Budget FY 2019-20	Actuals Thru 5-31-20 FY 2019-20	Projected FY 2019-20	Proposed Budget FY 2020-21
	REVENUES					
4713	Animal Control Assessment	$ 15,431	$ 16,400	$ 8,985	$ 16,700	$ 17,800
4169	Interest Earnings	-	-	20	20	20
	TOTAL FUND REVENUES	$ 15,431	$ 16,400	$ 9,005	$ 16,720	$ 17,820
	EXPENDITURES					
5903	Legal Cost Transfer	$ 158	$ 100	$ 66	$ 72	$ 100
5905	Finance Cost Transfer	299	200	174	177	200
5909	General Govt Transfer	199	200	200	200	200
5913	Public Safety Transfer	8,500	15,200	6,550	15,200	15,200
	TOTAL FUND EXPENDITURES	$ 9,156	$ 15,700	$ 6,990	$ 15,649	$ 15,700

City of Live Oak
Fund 26
Dept 2600 - Street Lighting CFD 2004-1 Mello Roos

Acct #	Description	Actuals FY 2018-19	Adopted Budget FY 2019-20	Actuals Thru 5-31-20 FY 2019-20	Projected FY 2019-20	Proposed Budget FY 2020-21
	REVENUES					
4715	Street Light Assessment	$ 15,963	$ 17,800	$ 9,295	$ 17,276	$ 18,400
4169	Interest Earnings	11	-	-	-	-
	TOTAL FUND REVENUES	$ 15,974	$ 17,800	$ 9,295	$ 17,276	$ 18,400
	EXPENDITURES					
5339	Utilities	$ 30,795	$ 34,200	$ 21,349	$ 25,654	$ 26,000
5903	Legal Cost Transfer	241	300	197	214	300
5905	Finance Cost Transfer	500	600	520	529	600
5909	General Govt Transfer	300	600	601	601	600
	Total Interfund Transfers	1,041	1,500	1,318	1,344	1,500
	TOTAL FUND EXPENDITURES	$ 31,836	$ 35,700	$ 22,667	$ 26,998	$ 27,500

City of Live Oak
Fund 27
Dept 2700-Parks/Rec / Pool CFD 2004-1 Mello Roos

Acct #	Description	Actuals FY 2018-19	Adopted Budget FY 2019-20	Actuals Thru 5-31-20 FY 2019-20	Projected FY 2019-20	Proposed Budget FY 2020-21
	REVENUES					
4717	Parks/Rec/Pool Assessment	$ 121,318	$ 119,000	$ 70,639	$ 131,298	$ 140,400
4169	Interest Earnings	39	-	143	143	100
	TOTAL FUND REVENUES	$ 121,357	$ 119,000	$ 70,782	$ 131,441	$ 140,500
	EXPENDITURES					
5339	Utilities	$ 12,740	$ 1,500	$ 1,070	$ 1,380	$ 1,400
5353	Special Dept Expense	6,800	7,000	-	-	5,000
5341	Professional Services	7,249	6,700	5,400	6,520	7,000
	Total Services and Supplies	26,789	15,200	6,470	7,900	13,400
5903	Legal Cost Transfer	1,280	1,100	730	793	800
5905	Finance Cost Transfer	2,404	2,000	1,735	1,764	1,800
5909	General Govt Transfer	1,704	2,100	2,101	2,101	2,100
5911	Parks/Rec/Pool Transfer	103,500	98,600	-	98,600	98,600
	Total Interfund Transfers	108,888	103,800	4,566	103,258	103,300
	TOTAL FUND EXPENDITURES	$ 135,677	$ 119,000	$ 11,036	$ 111,158	$ 116,700

City of Live Oak
Fund 28
Dept 2800-Storm Drainage CFD 2004-1 Mello Roos

Acct #	Description	Actuals FY 2018-19	Adopted Budget FY 2019-20	Actuals Thru 5-31-20 FY 2019-20	Projected FY 2019-20	Proposed Budget FY 2020-21
	REVENUES					
4719	Storm Drainage Assessment	$ 15,963	$ 15,700	$ 9,294	$ 17,276	$ 18,400
4169	Interest Earnings	2,085	1,200	1,256	1,256	1,000
	TOTAL FUND REVENUES	$ 18,048	$ 16,900	$ 10,550	$ 18,532	$ 19,400
	EXPENDITURES					
5311	Repair & Maintenance	$ 3,540	$ 2,100	$ 1,353	$ 1,353	$ 1,500
5337	Licenses & Permits	461	600	460	460	600
5339	Utilities	1,525	1,100	1,012	1,192	1,200
5341	Professional Services	-	8,100	675	675	5,000
	Total Services and Supplies	5,526	11,900	3,500	3,680	8,300
5705	Capital Projects	-	109,000	-	-	109,000
5903	Legal Cost Transfer	321	100	68	74	100
5905	Finance Cost Transfer	601	100	88	89	100
5909	General Govt Transfer	404	100	101	101	100
	Total Interfund Transfers	1,326	300	257	264	300
	TOTAL FUND EXPENDITURES	$ 6,852	$ 121,200	$ 3,757	$ 3,944	$ 117,600

5705 For City designated drainage projects

City of Live Oak
Fund 30
Dept 3000 - Parks & Recreation - Parks AB1600

Acct #	Description	Actuals FY 2018-19	Adopted Budget FY 2019-20	Actuals Thru 5-31-20 FY 2019-20	Projected FY 2019-20	Proposed Budget FY 2020-21
	REVENUES					
4705	Impact Fees	$ -	$ 58,400	$ 112,353	$ -	$ 106,000
4169	Interest Earnings	771	700	1,256	-	-
	TOTAL FUND REVENUES	$ 771	$ 59,100	$ 113,609	$ -	$ 106,000
	EXPENDITURES					
5703	Vehicles & Equipment	$ -	$ -	$ -	$ -	$ 29,000
	$29K additional pickup truck					
5705	Capital Projects	-	43,000	-	-	31,000
	TOTAL FUND EXPENDITURES	$ -	$ 43,000	$ -	$ -	$ 60,000

4705 Expecting fees for 42 homes in FY 20-21
5705 Cash available for projects

AB1600 Impact fees can only be used for new or expanded facilities & equipment

City of Live Oak
Fund 31
Dept 3100-Community Center AB1600

Acct #	Description	Actuals FY 2018-19	Adopted Budget FY 2019-20	Actuals Thru 5-31-20 FY 2019-20	Projected FY 2019-20	Proposed Budget FY 2020-21
	REVENUES					
4705	Impact Fees	$ 3,219	$ 15,300	$ 27,636	$ 27,636	$ 28,056
4169	Interest Earnings	469	2,000	2,253	2,500	1,500
	TOTAL FUND REVENUES	$ 3,688	$ 17,300	$ 29,889	$ 30,136	$ 29,556
	EXPENDITURES					
5705	Capital Projects	$ -	$ 205,000	$ -	$ -	$ 235,000
	$35K trash enclosure community building					
	TOTAL FUND EXPENDITURES	$ -	$ 205,000	$ -	$ -	$ 235,000

4705 Expecting fees for 42 homes in FY 20-21
5705 Cash available for projects
AB1600 Impact fees can only be used for new or expanded facilities

City of Live Oak
Fund 32
Dept 3200-Gov't Services - Public Works AB1600

Acct #	Description	Actuals FY 2018-19	Adopted Budget FY 2019-20	Actuals Thru 5-31-20 FY 2019-20	Projected FY 2019-20	Proposed Budget FY 2020-21
	REVENUES					
4705	Impact Fees	$ -	$ 11,300	$ 20,475	$ 20,475	$ 20,700
4169	Interest Earnings	199	100	228	350	200
	TOTAL FUND REVENUES	$ 199	$ 11,400	$ 20,703	$ 20,825	$ 20,900
	EXPENDITURES					
5705	Capital Projects	$ -	$ 11,000	$ -	$ -	$ 31,000
	TOTAL FUND EXPENDITURES	$ -	$ 11,000	$ -	$ -	$ 31,000

4705 Expecting fees for 42 homes in FY 20-21
5705 Cash available for projects
AB1600 Impact fees can only be used for new or expanded facilities

City of Live Oak
Fund 33
Dept 3300 - Gov't Services - General Gov't AB1600

Acct #	Description	Actuals FY 2018-19	Adopted Budget FY 2019-20	Actuals Thru 5-31-20 FY 2019-20	Projected FY 2019-20	Proposed Budget FY 2020-21
	REVENUES					
4705	Impact Fees	$ -	$ 11,100	$ 35,847	$ 35,847	$ 36,400
4169	Interest Earnings	5,901	3,500	3,556	4,000	2,500
	TOTAL FUND REVENUES	5,901	14,600	39,403	39,847	38,900
	EXPENDITURES					
5341	Professional Services	-	1,200	946	946	5,000
5705	Capital Projects	-	327,000	-	-	360,000
	$35K trash enclosure City Hall					
	TOTAL FUND EXPENDITURES	$ -	$ 328,200	$ 946	$ 946	$ 365,000

4705 Expecting fees for 42 homes in FY 20-21
5705 Cash available for projects

AB1600 Impact fees can only be used for new or expanded facilities

City of Live Oak
Fund 34
Department 3400 - Public Safety - Police AB1600

Acct #	Description	Actuals FY 2018-19	Adopted Budget FY 2019-20	Actuals Thru 5-31-20 FY 2019-20	Projected FY 2019-20	Proposed Budget FY 2020-21
	REVENUES					
4705	Impact Fees	$ -	$ 10,900	$ 19,623	$ 19,623	$ 19,900
4169	Interest Earnings	2,723	1,700	1,659	1,900	1,000
	TOTAL FUND REVENUES	$ 2,723	$ 12,600	$ 21,282	$ 21,523	$ 20,900
	EXPENDITURES					
5705	Capital Projects	$ -	$ 151,000	$ -	$ -	$ 172,000
	TOTAL FUND EXPENDITURES	$ -	$ 151,000	$ -	$ -	$ 172,000

4705 Expecting fees for 42 homes in FY 20-21
5705 Cash available for projects

AB1600 Impact fees can only be used for new or expanded facilities

City of Live Oak
Fund 35
Dept 3500 - Public Safety - Fire AB1600

Acct #	Description	Actuals FY 2018-19	Adopted Budget FY 2019-20	Actuals Thru 5-31-20 FY 2019-20	Projected FY 2019-20	Proposed Budget FY 2020-21
	REVENUES					
4705	Impact Fees	$ -	$ 30,200	$ 54,351	$ 54,351	$ 55,230
4169	Interest Earnings	1,489	700	2,764	3,000	1,500
	TOTAL FUND REVENUES	$ 1,489	$ 30,900	$ 57,115	$ 57,351	$ 56,730
	EXPENDITURES					
5705	Capital Projects	E	$ 101,000	$ 10,000	$ 10,000	$ 148,000
	TOTAL FUND EXPENDITURES	$ -	$ 101,000	$ 10,000	$ 10,000	$ 148,000

4705 Expecting fees for 42 homes in FY 20-21
5705 Cash available for projects

AB1600 Impact fees can only be used for new or expanded facilities

City of Live Oak
Fund 36
Dept 3600 Roads/Signals AB1600

Acct #	Description	Actuals FY 2018-19	Adopted Budget FY 2019-20	Actuals Thru 5-31-20 FY 2019-20	Projected FY 2019-20	Proposed Budget FY 2020-21
	REVENUES					
4705	Impact Fees	$ -	$ 62,800	$ 105,930	$ 105,930	$ 98,500
4169	Interest Earnings	3,333	3,500	1,169	1,300	800
	TOTAL FUND REVENUES	3,333	66,300	107,099	107,230	99,300
	EXPENDITURES					
5341	Professional Services	$ -	$ 1,200	$ -	$ -	$ 5,000
5705	Capital Projects	-	53,000	-	-	107,000
	TOTAL FUND EXPENDITURES	$ -	$ 54,200	$ -	$ -	$ 112,000

4705 Expecting fees for 42 homes in FY 20-21
5705 Cash available for projects

AB1600 Impact fees can only be used for new or expanded facilities

City of Live Oak
Fund 39
Department 3900 - Flood Control AB1600

Acct #	Description	Actuals FY 2018-19	Adopted Budget FY 2019-20	Actuals Thru 5-31-20 FY 2019-20	Projected FY 2019-20	Proposed Budget FY 2020-21
	REVENUES					
4169	Interest Earnings	$ 37	$ -	$ 21	$ 21	$ -
	TOTAL FUND REVENUES	#VALUE!	$ -	$ 21	$ 21	$ -
	EXPENDITURES					
5705	Capital Projects	$ -	$ 2,022	$ -	$ -	$ 2,043
	TOTAL FUND EXPENDITURES	$ -	$ 2,022	$ -	$ -	$ 2,043

5705 Cash available for projects
Note 1: AB1600 Impact fees can only be used for new or expanded facilities

City of Live Oak
Fund 50
Department 5000 - Water Connection Fees

Acct #	Description	Actuals FY 2018-19	Adopted Budget FY 2019-20	Actuals Thru 5-31-20 FY 2019-20	Projected FY 2019-20	Proposed Budget FY 2020-21
	REVENUES					
4403	Connection Fees	$ 109,333	$ 49,700	$ 121,653	$ 121,653	$ 243,300
4169	Interest Earnings	6,296	3,200	4,362	4,362	2,000
	TOTAL FUND REVENUES	$ 115,629	$ 52,900	$ 126,015	$ 126,015	$ 245,300
	EXPENDITURES					
5705	Capital Projects	$ -	$ 78,000	$ -	$ -	$ 449,000
	TOTAL FUND EXPENDITURES	$ -	$ 78,000	$ -	$ -	$ 449,000

4705 Expecting fees for 42 homes in FY 20-21
5705 Capital Projects to be determined at later date

City of Live Oak
Fund 51
Department 5100 - Sewer Connection Fees

Acct #	Description	Actuals FY 2018-19	Adopted Budget FY 2019-20	Actuals Thru 5-31-20 FY 2019-20	Projected FY 2019-20	Proposed Budget FY 2020-21
	REVENUES					
4403	Connection Fees	$ 89,628	$ 288,500	$ 144,228	$ 144,228	$ 288,456
4169	Interest Earnings	1,519	2,300	1,436	1,436	1,000
	TOTAL FUND REVENUES	$ 91,147	$ 290,800	$ 145,664	$ 145,664	$ 289,456
	EXPENDITURES					
5705	Capital Projects	$ -	$ 377,000	$ -	$ -	$ 610,000
	$175,000 Hwy 99 sewer portion					
	$120,000 UV repairs					
	$82,000 motor control panel					
	TOTAL FUND EXPENPENDITURES	$ -	$ 377,000	$ -	$ -	$ 610,000

4705 Expecting fees for 42 homes in FY 20-21
5705 Capital Projects to be determined at later date

City of Live Oak
Fund 52
Dept 5200 - Storm Drain Connection Fees

Acct #	Description	Actuals FY 2018-19	Adopted Budget FY 2019-20	Actuals Thru 5-31-20 FY 2019-20	Projected FY 2019-20	Proposed Budget FY 2020-21
	REVENUES					
4403	Connection Fees	$ 29,702	$ 32,800	$ 62,916	$ 62,916	$ 125,832
4169	Interest Earnings	1,094	1,300	2,002	2,002	1,000
	TOTAL FUND REVENUES	$ 30,796	$ 34,100	$ 64,918	$ 64,918	$ 126,832
	EXPENDITURES					
5901	Repay DIF loan to Fund 31	$ -	$ 34,100	$ -	$ 34,100	$ 131,000
5705	Capital Projects	121,339	-	-	-	-
	TOTAL FUND EXPENDITURES	$ 121,339	$ 34,100	$ -	$ 34,100	$ 131,000

4403 Expecting fees for 42 homes in FY 20-21
5705 FY 20-21 balance of capital projects to be determined at later date

City of Live Oak
Fund 67
Department 6700 - CDBG
Water Main and Pennington Road

Acct #	Description	Actuals FY 2018-19	Adopted Budget FY 2019-20	Actuals Thru 5-31-20 FY 2019-20	Projected FY 2019-20	Proposed Budget FY 2020-21
	REVENUES					
4601	CDBG Grant Proceeds	$ -	$ 4,800,000	$ -	$ -	$ 4,800,000
4602	Program Income	1,425	-	-	-	-
4603	Sutter County CDBG	-	550,000	-	550,000	550,000
	TOTAL FUND REVENUES	$ 1,425	$ 5,350,000	$ -	$ 550,000	$ 5,350,000
	EXPENDITURES					
6018	**Skate Park**					
6018	Transfers Fund 05 Skate Park	$ 27,368	$ -	$ 287,629	$ 292,849	$ -
6022	**Pennington Rd Water Main**					
6022	Transfers Fund 05 County Program Inc	-	550,000	-	550,000	550,000
6024	**Well #8 and Water Storage**					
6024	Well #8 and Water Storage	-	4,800,000	-	-	4,800,000
	Transfers Program Income	-	550,000	-	-	-
	Total Well #8 and Water Storage	-	5,350,000	-	-	4,800,000
	TOTAL FUND EXPENDITURES	$ 27,368	$ 5,900,000	$ 287,629	$ 842,849	$ 5,350,000

City of Live Oak
Fund 90
Dept 9000 - CDBG Housing Rehab Program Income

Acct #	Description	Actuals FY 2018-19	Adopted Budget FY 2019-20	Actuals Thru 5-31-20 FY 2019-20	Projected FY 2019-20	Proposed Budget FY 2020-21
	REVENUES					
4901	89-STBG-351 Program Income	$ -	$ 57,000	$ -	$ 66,000	$ -
4902	91-STBG-531 Program Income	-	-	10,000	10,000	-
4903	94-STBG-804 Program Income	22,059	-	22,122	22,122	90,000
4906	99-STBG-1371 Program Income	858	-	859	859	-
4951	98-EDBG-609 Program Income	9,404	-	4,319	4,671	-
4169	Interest Earnings	1,396	1,000	784	784	500
	TOTAL FUND REVENUES	$ 33,717	$ 58,000	$ 38,084	$ 104,436	$ 90,500
	EXPENDITURES					
6001	General Administration	$ 16,896	$ -	$ 6,537	$ 6,537	$ 5,000
6003	Activity Delivery	-	58,000	104,079	104,079	85,500
	TOTAL FUND EXPENDITURES	$ 16,896	$ 58,000	$ 110,616	$ 110,616	$ 90,500

City of Live Oak
Fund 92
Department 9200 - HOME Program Income

Acct #	Description	Actuals FY 2018-19	Adopted Budget FY 2019-20	Actuals Thru 5-31-20 FY 2019-20	Projected FY 2019-20	Proposed Budget FY 2020-21
	REVENUES					
4972	16-HOME Program Income	$ 5,380	$ -	$ 400	$ 400	$ -
4975	06-HOME-Program Income	-	50,000	-	227,000	90,000
4979	HOME-9274 Program Income	-	-	-	-	-
4169	Interest Earnings	-	-	6,439	6,439	3,500
	TOTAL FUND REVENUES	$ 5,380	$ 50,000	$ 6,839	$ 233,839	$ 93,500
	EXPENDITURES					
6001	General Administration	$ 10,496	$ -	$ 7,268	$ 7,268	$ 10,000
6003	Activity Delivery	-	355,000	1,206	1,206	-
6010	Eligible Housing Activities	-	-	214,665	214,665	83,500
	TOTAL FUND EXPENDITURES	$ 10,496	$ 355,000	$ 223,139	$ 223,139	$ 93,500

6010 For City designated housing activities